



CAROLE AND BARRY KAYE PERFORMING ARTS
AUDITORIUM

Technical and Production Information

Included herein are the technical and production capabilities for the Carole and Barry Kaye Performing Arts Auditorium. All items are accurate as of the date listed, but are subject to change without notice.

I. Box Office / Seating Information

a. Seating Capacity

1. **Total Seating: 2381**
 - a) *Orchestra: 911*
 - b) *Rear Gallery: 462*
 - c) *Left Gallery: 504*
 - d) *Right Gallery: 504*

II. Stage Information

a. Proscenium:

1. **48' W X 33' H**

b. Stage:

1. **Thrust - 9' x 37' 8" Radius (Half-Round)**
2. **Maximum Width 59' With Extensions**
3. **Finish:**
 - a) *Flat black painted oak with 2" x 4" cushioned support over concrete*
 - b) *No nails or screws may be used*
4. **Steps:**
 - a) *There are steps on either side of the stage in front of the proscenium, which may be covered or uncovered as needed.*
 - b) *There are removable steps in front of the stage.*
 - c) *There is a handicap ramp backstage from floor level*

c. Loading Door/Dock:

1. **Door: 10' Width X 11' High**
2. **Dock: 13' Width X 4' Height X 7' Deep**
3. **The loading dock is located up stage right and is accessed from Dade Avenue**
4. **There are seven (7) parking spaces available adjacent to the loading dock**

III. House Equipment

a. Rigging

1. House Has No Fly Space or Counterweight System.

2. Electric Hoists:

a) Two 1-Ton Loadstar Climbing Motors with 60 Ft. Chain, Bag, and Controllers Permanently Installed At F.O.H. Location (These are currently being used to hang the sound system)

b) 21 1-Ton Stagemaker chain motors on a Motion Labs system.

(1) 9 separate 12" x 8" Tyler Truss positions from 30' long - 40' long (refer to stage plot on page 12)

(2) One of the truss positions has 5 motors with load sensing capabilities, all others have 2 motors per truss position.

4. Soft Goods:

a) One White Cyc 39 Ft. X 20ft

b) One Black Sharks Tooth Scrim 39ft. X 20ft

Three Curtains:

a) There Is One Curtain at The Proscenium capable of being opened/closed (not raised/lowered) during a performance. (See curtain diagram)

b) There is also a track curtain (not moveable during a performance) located upstage used to mask the back-stage wall and create a cross over.

c) There is a main curtain that wraps the thrust of the stage 15' from curved center. (See Curtain Diagram)

All Curtains Are Black in Color

b. Electrical

1. Outlets:

a) Lighting

- (1) 192 - 125v. 20a Twist Lock (Nema L5-20r) Receptacles on Dimmed Circuits
152 - On the Leading Edge of the Catwalks
- (2) 9 Soco Connections on Stage Left (Over Stage) (125v 20a circuits)

b) Audio

- (1) 13 - 20 Amp, 120v Circuits in Square D Boxes With 20 Amp Breakers. Located On Either Side of Stage, Edison Duplex
- (2) 4 - 20 Amp, 120v Circuits Located At Floor Mixing Booth, Edison Duplex
- (3) 4 - 20 Amp, 120v Circuits Located Up Stage Left, Edison Duplex
- (4) 4 - 20 Amp, 120v Circuits Located Up Stage Right, Edison Duplex
- (5) 4 - 20 Amp, 120v Circuits Located Down Stage on the Front of Stage.

c) A/C Service:

- (1) Company Switch 400 Amp Three (3) Phase 5 Wire 120/208v
- (2) Company Switch 225 Amp Single Phase 4 Wire 120/208v
- (3) Company Switches Located in Stage Left Storage Room
- (4) Requires University Electrician

c. House Audio

1. Main Sound Reinforcement System:

a) Mixer (FOH):

- (1) Midas M32
- (2) Midas DL32 Stage Box (32 in/16 out) located stage left

b) Main Speakers and Amplifiers:

L'Acoustic Line Array System

- Nine Kara Top Speakers per side (Hung)
- Three SB18 Subs per side (Hung)
- Three SB28 Subs per side (Floor)
- Three A15i Wide per side (Left and Right Galleries)
- Six X8 Speakers (Front Fills)
- Five X12 Speakers (Hung Delays)

Amplification:

L'Acoustic LA4X and LA12X Power Amplifiers

c) Microphones:

Listing available upon request

2. Monitor System:

a) Mixer:

No In-House monitor console

Twelve mixes available from FOH

Eight Bi-Amplified mixes possible

b) Amplification:

8 Crest Ca9 Stereo Power Amplifiers

c) Speakers:

2 EAW KF-650 Cabinets (Side Fills and Drum Fill)

6 EAW SM-200 12" Bi-Amplified Wedge Monitors w/passive
crossovers

3. Additional Equipment:

Additional equipment available for rental from the Student Union equipment list or external sources

4. Communications:

Clear-Com Belt pack and Speaker Station System

d. Lighting Equipment:

1. Dimmer Console:

- a) ETC Ion Xe20

2. Dimmers / Circuits:

- a) ETC Sensor Dimming System with 192-2.4kw Dimmers

3. Intelligent Lighting

- a) 12 - Chauvet R1 Wash Fixture
- b) 6 - Chauvet R2 Wash Fixture
- c) 6 - Chauvet R1X Spot Fixture
- d) 2 - ADJ Hydro Beam X1 - Beam Fixture

4. Conventional Fixtures:

- a) 13 - ETC 36° Source4 Ellipsoidal
- b) 21 - ETC 26° Source4 Ellipsoidal
- c) 31 - ETC 19° Source4 Ellipsoidal
- d) 7 - ETC 50° Source4 Ellipsoidal
- e) 1 - ETC 90° Source4 Ellipsoidal
- f) 54 - Source 4 Par Lights (Wide, Medium, Narrow and Very Narrow Lens)
- g) 46 - Par 64 - 1kw (Wide, Medium, Narrow or Very Narrow Lamps)
- h) 6 - 4 Circuit 1kw Ground Row Cyc Fixtures.
- i) 6 - 4 Circuit 1kw Pipe Hung Sky Cyc Fixtures.

5. Gel Color:

- a) Most Roscolux And Some Lee Colors Are Available.
- b) If specific colors are needed please contact us in advance to be sure, we have them in stock.

6. Follow Spots:

- a) 3 Strong Xenon 1kw Troupers with 6 Color Boomerang (60'beamthrow)

e. Video equipment:

1. Screens and Projectors

- a) All Three (3) Projectors are Epson Pro L1750UNL - 15,000 Lumens
- b) Projectors are mounted on scissor lifts in front of the screens

Center Screen

20 ft. X 15 ft. Projection Screen located 25.5 Feet from down stage edge

Side Screens

16 ft. x 9 ft. Projection screens located just off each side of stage

2. Video Switching, Processing & Cameras

- a) For-A Hanabi HVS-XT100 Digital Video Switcher
- b) Aja Kumo 1616 3G-SDI Router
- c) Aja Helo H.264 Streaming & Recording Processor
- d) Sony HXR-NX5R Camcorder (3)

e. Other:

1. Floor Booth for Audio Mixing:

- a) 6' X 15' Half-Wall Enclosure
- b) Approximately 80' From the Stage Slightly Left Of Center

2. Risers:

- a) Wenger Versalite Staging with legs from 8" -32".
 - 4' x 8' stage pieces (20)
 - 4' x 4' stage pieces (2)

3. **Orchestra Chairs:**

- a) 90 Padded Chairs, Black in Color.

4. **Music Stands:**

- a) 80 Wenger Adjustable Height Music Stands
- b) Music Stand Lights Are Available In House

IV. **Catering**

All catering must utilize Florida Atlantic University's contracted food service provider.

a. **Chartwells, Inc.**

1. **Contact Information**

<http://www.fau.edu/dining/catering.html> FAU Dining Services
777 Glades Road
Boca Raton, FL
33431
(561) 297-2788
Fau.catering@fau.edu

2. **Policies regarding Catering**

- a) If it is for catering for more than 10 people, Chartwells has the right of first refusal. A quote **must** be obtained from Chartwells.
- b) Any other caterer that the client uses must follow the policies and procedures set forth by the University's Environmental Health and Safety Department. <http://uavp.fau.edu/info/ehs/Food-Safety-Manual.pdf>
- c) If any alcohol is to be served, client **must** use Chartwells.
- d) If a waiver is requested, a catering waiver request form (<https://www.fau.edu/business-services/documents/food-waiver-request-application.pdf>) **must** be completed and faxed to 561-297-2666 for review.

V. Directions to Florida Atlantic University Boca Raton Campus

a. Directions on I-95

1. FROM THE NORTH:

Take I-95 south; exit Glades Road and go east approximately one mile; FAU will be on your left. Upon entering the campus, follow signs for the Student Support Services Building.

2. FROM THE SOUTH:

Take I-95 north; exit Glades Road and go east approximately one mile; FAU will be on your left. Upon entering the campus, follow signs for the Student Support Services Building.

b. Directions on Turnpike

1. FROM THE NORTH:

Take the Turnpike south; exit at Glades Road and go east approximately 6 miles; FAU is located on your left. Upon entering the campus, follow signs for the Student Support Services Building.

2. FROM THE SOUTH:

Take the Turnpike north; exit at Glades Road and go east approximately 6 miles; FAU is located on your left. Upon entering the campus, follow signs for the Student Support Services Building.

VI Contact Information

John Burns

Production Manager

burnsj@fau.edu

<https://www.fau.edu/kayeauditorium/>

(561) 297 6157

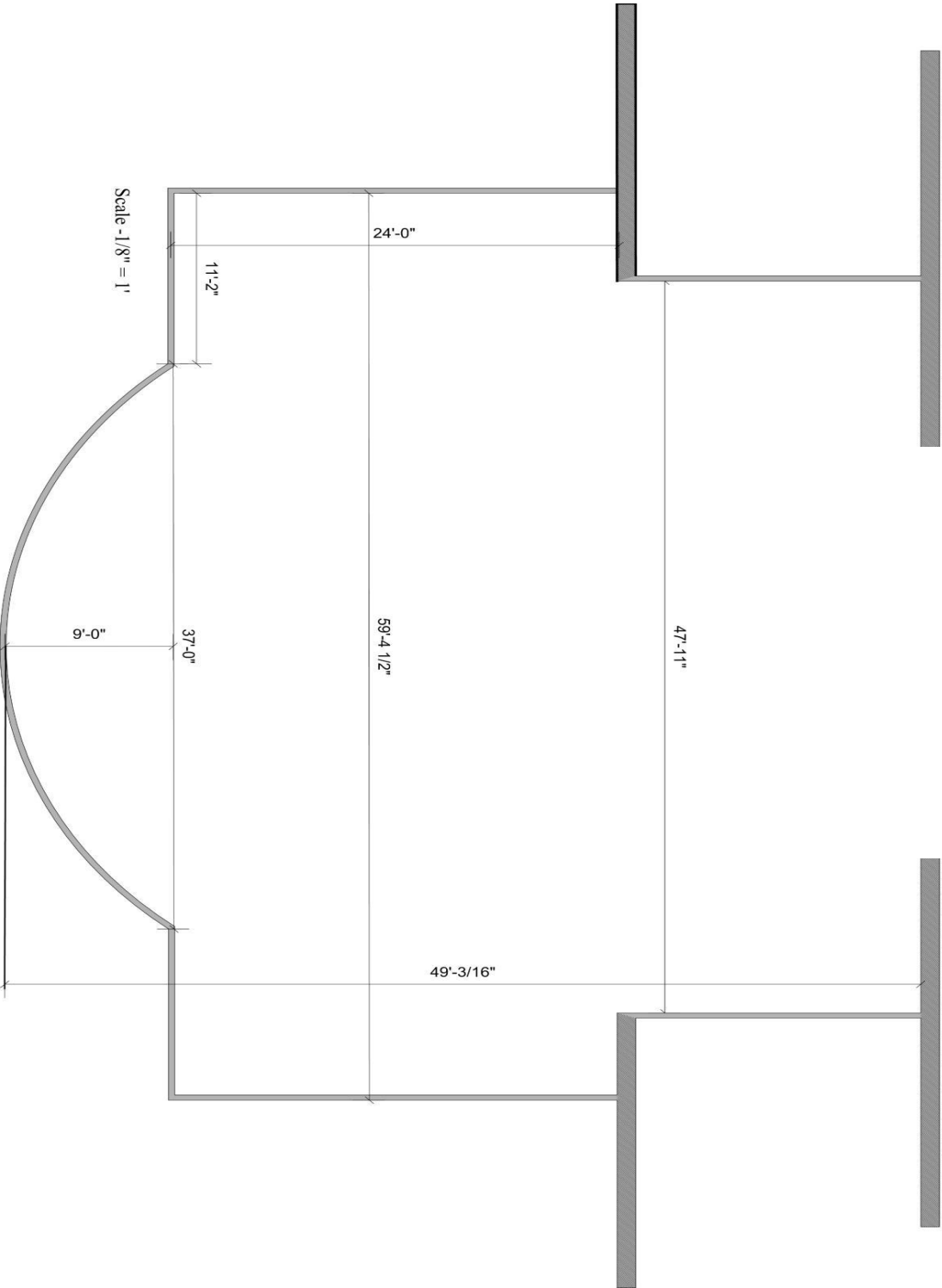
VII External Production & Technical Staff

1. Management reserves the right to make the determination if external technical and production staff are qualified to operate any of the house technical systems including sound, lighting, video and stage rigging. This determination needs to be made in advance of the event load in.
2. House technical staff will always be present in the capacity of Production Manager and/or Stage Manager.
3. All connections to house technical systems are to be performed by and/or supervised by house technical staff. This includes the house sound, lighting and video systems.
4. The house rigging system of motorized trusses is to be operated by house technical staff only.
5. Audio engineers must adhere to established house sound pressure levels. SPL will not exceed the following limits: 95 dB (average). Measured by house technical staff using the A-weighted scale.

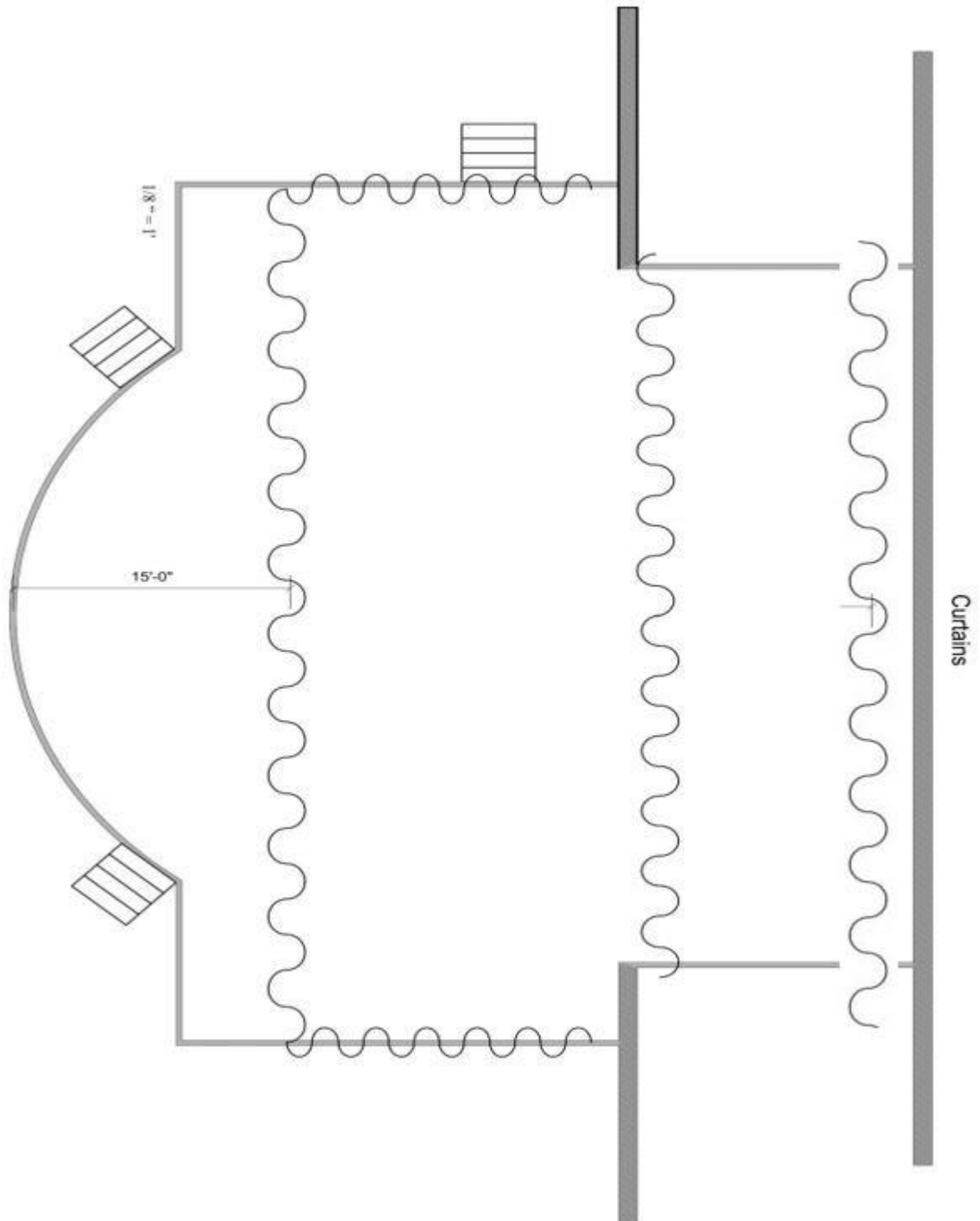
Diagrams

Stage Dimensions

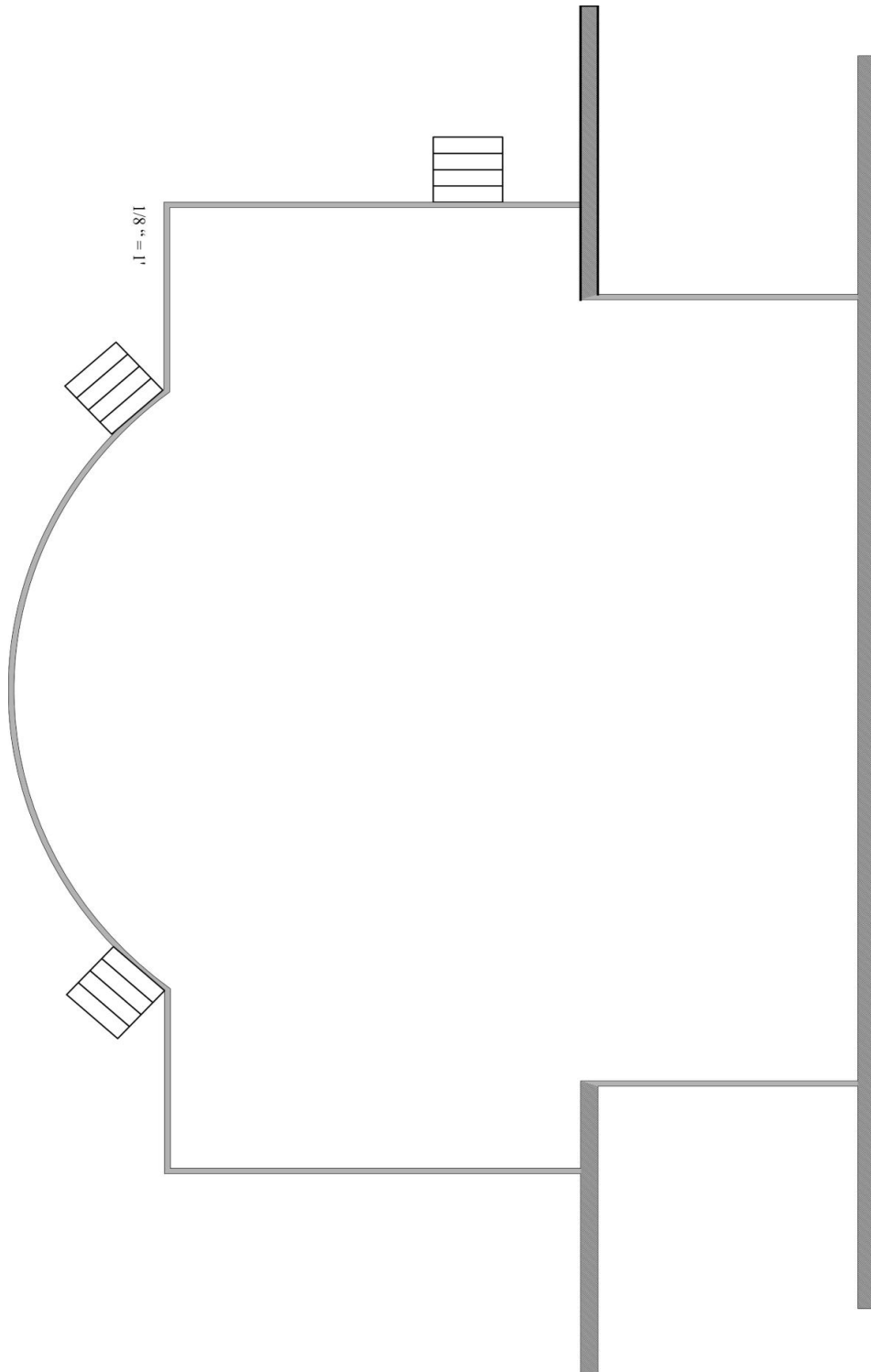
Kave Auditorium



Curtains



Stage



Truss Configuration

