



ANNUAL REPORT

2019 - 2020



DIVISION OF STUDENT AFFAIRS AND ENROLLMENT MANAGEMENT

FLORIDA ATLANTIC UNIVERSITY

Message from the Interim Vice President



Dr. Larry Faerman
Interim Vice President
Student Affairs &
Enrollment Management

Greetings!

This past academic year brought many challenges and changes to our world, nation, state and local communities. Through it, the division of Student Affairs and Enrollment Management has remained dedicated to supporting FAU's stakeholders including not only our students, but our faculty, staff, and community partners in *seeking, learning, and sharing knowledge*.

This year, the entering class of FAU for 2019 included: 3286 new FTIC students representing 54 counties in Florida and 37 states outside of Florida, with 24 new National Merit Scholars. We also welcomed 3,528 new transfer students between summer and fall, with over 70% coming from a Florida State College. We distributed \$233,111,179.95 in financial aid to help students accomplish their academic goals.

The first seven months of this academic year saw continued growth in programs, services and facilities. In March, our staff adapted to the new learning environment and collaborated with our student leaders to continue to provide programs and services; even in the absence of formal facilities. Our on-campus Housing occupancy topped 100%, our annual iLead Conference brought almost 1,000 diverse students together, and our Fraternity & Sorority Life Community took historic steps to continue to uphold the values and missions that are critical to the academic mission. We have had another year of Unbridled Ambition™.

As FAU moved to a remote learning environment, we provided on-line recreation programs engaging over 300 students, and held 90 virtual programming events at the end of the spring semester. As the summer began, our staff continued to be committed to returning to campus safely; when that time comes. In addition, we have remained focused on finalizing the entering class of Fall 2020 with virtual orientations for incoming students and working with our current students toward graduation.

The University is at the mid-point in its strategic plan and the division continues to play an important role in realizing the goals for Leadership, Diversity, and Healthy & Environmentally Sustainable Campuses. Student Union renovations are underway and the construction of new residence halls on the Boca Raton and Jupiter campuses are continuing. We are prioritizing the recruitment of new students, supporting academic success and career readiness toward timely graduation and job placement (or graduate school), and creating meaningful and memorable experiences. Within each of these areas, our staff will continue to embrace our role in being a leading voice for students and our community in the areas of Inclusion, Diversity Education and Advocacy.

The past year was like none we have ever experienced which has led to some of our most significant challenges, but has also led us to some needed progress in the development of our on-line services. We can only hope that what we have learned from our past will continue to guide our present and future.

STUDENT AFFAIRS AND ENROLLMENT MANAGEMENT LEADERSHIP TEAM



Dr. Andrea I. Guzman Oliver
Associate Vice President
Student Outreach & Diversity



Audrey Pusey
Interim Dean of Students
Dean of Students



Karen Gough
Assistant Vice President
FAU Career Center



Tracy Boulukos
Assistant Vice President
Financial Aid & New Student
Services Initiatives



Maura Flaschner
Executive Director
Undergraduate Admissions



Dr. Katie Burke
Executive Director
New Student Transitions
and Family Engagement

DEANS AND DIRECTORS

<http://cege.gtm.fau.edu/student/about/deans-directors/>



Jessica Lopez Acevedo



Keven Allen Jr.



Michael Allison



Sherry Bynes



Nori Carter

DEANS AND DIRECTORS

<http://cege.gtm.fau.edu/student/about/deans-directors/>



Michael Cooper



Eric Davidson



Susan Fulks



Chrissy Gass



Rebecca Goldstein



Addiel Gomez



Dr. LeAnn Gutierrez



Matthew Hinds



Juan Izaguirre



Dr. Debbi
Johnson-Rais



Catherine
Kellman



Dr. Kathryn
Kominars



Cristina
Lopez Vergara



Brian Montalvo



Karen Murray



Cecilia Sarmiento



Michelle Shaw



Charles Thompson



Joel Vander Horst



Donald Van Pelt

Vision Statement

The Division of Student Affairs and Enrollment Management aspires to ignite purpose and passion in our students to become socially responsible and globally engaged leaders. We will challenge ourselves and our students, to accept and act upon our responsibility, to be role models who learn and act to create meaningful and impactful change at FAU and beyond.

Mission Statement

From recruitment to graduation, we create inclusive, diverse and transformative learning environments through innovative and quality programs, services and holistic support. Our outcomes-based approach to learning and development equips students with essential skills and tools to achieve academic success, personal well-being, and meaningful careers.

Core Values

Diversity - Intentional awareness and inclusion

Innovation - Striving for creative solutions and continuous improvement

Integrity - Accountability to divisional goals and professional standards

Collaboration - Shared programs, services, and governance to achieve maximum benefit

Leadership - Students, staff, structures, by teaching, learning, acting...model the way

Wellness - Care for self, care for others, care for community



DIVISIONAL STRATEGIC GOALS

THEME 1 - RECRUITMENT & ENROLLMENT

Goal 1: Successfully enroll a 2019 FTIC class of 3500 students with: a minimum GPA of 3.6, Median 50% mean of 4.0; Minimum ACT of 22 with Median 50% mean of 25. Increase out-of-state enrollment of the undergraduate student population to 18%.

Goal 2: Fully develop digital marketing/recruiting strategies along with a focused “follow-up” strategy for attracting and enrolling students who meet our benchmarks in select majors.

Goal 3: Begin a pilot program with Hillel to co-recruit and attract out-of-state students from the Northeast and mid-West to FAU.

Goal 4: Engage aggressively in recruiting the best freshman class in FAU history for Fall 2019. Follow the metrics closely.

Goal 5: Help us become a highly-targeted research and data-oriented university that fully understands the mind and expectations of the gifted high school student.

Goal 6: Aggressively and successfully recruit National Merit Scholars and assist in implementing the strategy for producing National Merit Scholars from FAU High School. Set a goal of 25 new NMS Scholars entering for Fall 2019.

THEME 2 - STUDENT SUCCESS

Goal 1: Highlight and correct deficiencies that reduce our overall institutional effectiveness and responsiveness to student needs/expectations.

Goal 2: Ensure that expectations for student success at FAU remain a top priority.

Goal 3: Work with the Provost’s office to develop a strategy to dramatically reduce the number of students who transfer out of FAU to other SUS schools during or after their Freshman year.

Goal 4: Continue enrolling and ensuring success (including 4-yr graduation) of First-Generation students.

Goal 5: Develop strategies to obtain \$45,000/yr mean starting salaries for the BOG metric for our graduating students in 2019.

THEME 3 - DASHBOARDS

Goal 1: Become an expert in using Dashboards and Data Analytics to develop specific improvement strategies and document metric-driven successes. Engage your staff where appropriate in the use of selective dashboards to improve their overall understanding of data and gain buy-in.

Goal 2: Develop and fully utilize unit-by-unit dashboards that track progress toward goals. Engage your team of direct-reports in metric tracking for assessment.

THEME 4 - STRATEGIC PLATFORMS

Goal 1: Document success in moving forward the Platforms of the “2025 Race to Excellence”.

THEME 5 - DEVELOPMENT

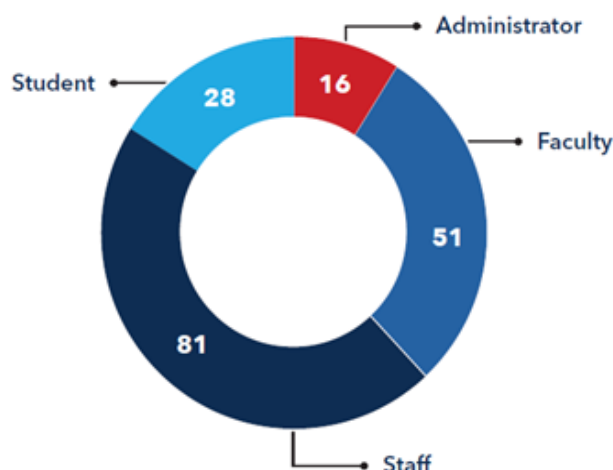
Goal 1: Become an integral “player” in helping lead the Student Affairs & Enrollment Management portion of “Development” for a Comprehensive Fund-raising Campaign. Develop the beginning strategies/naming opportunities, donor relations and support materials.

CORE VALUES - Diversity

2020 FAU Diversity Symposium on January 23, 2020

This day-long interactive symposium provided faculty, staff and students an opportunity for robust dialogue and intuitive reflection around current topics focused on enhancing and sustaining a diverse and inclusive campus community.

Total Attendees: 176



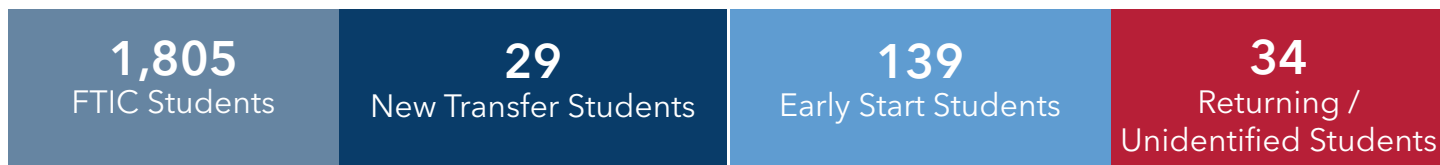
Takeaways:

- 100% of participants indicated they strongly agreed or agreed that they were able to utilize what they learned in Navigating the Path to Tenure for Underrepresented Faculty towards their professional development.
- 100% of those that attended the Tunnel Vision component strongly agreed or agreed that the session was relevant to the current educational / social climate.

CORE VALUES - Innovation

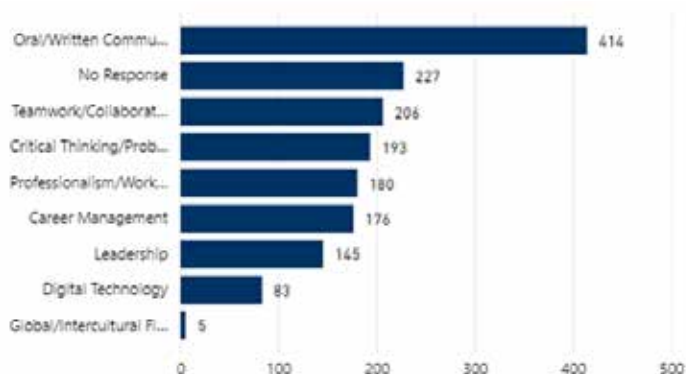
Academic Success Conference / College to Careers on August 17, 2019

The Academic Success Conference / College to Careers was a component of How to FAU designed to provide students an overview of university resources to help them grow academically, as leaders, and in career readiness.

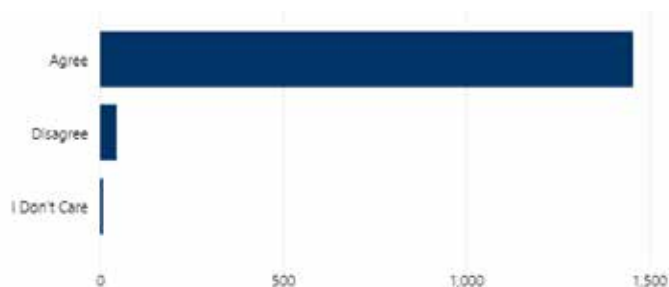


College to Careers helps students connect the experience they get in college to the National Association of Colleges and Employers (NACE) career-readiness skills that employers desire.

Which NACE Career Skill do you most want to develop this year?



I feel prepared to be an FAU student

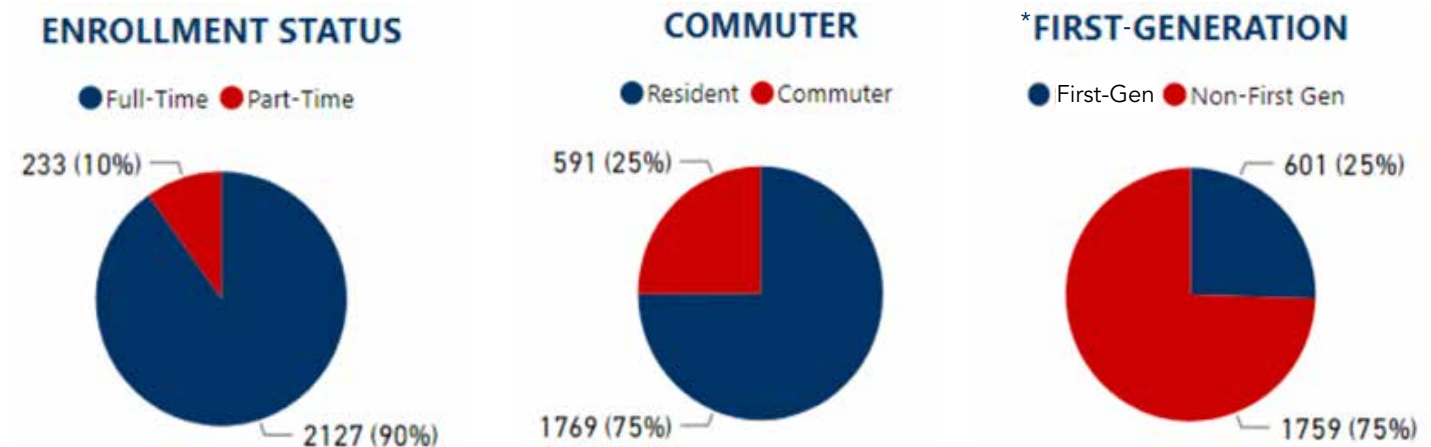


CORE VALUES - Collaboration

Owl Involved on August 18, 2019

Owl Involved is a Student Organizational Fair which takes place in the Breezeway (following Freshman Convocation) where students have an opportunity to speak with over 400 student organizations.

2,105 FTIC Students	173 Early Start Students	45 New Transfers	37 Continuing Students
-------------------------------	------------------------------------	----------------------------	----------------------------------



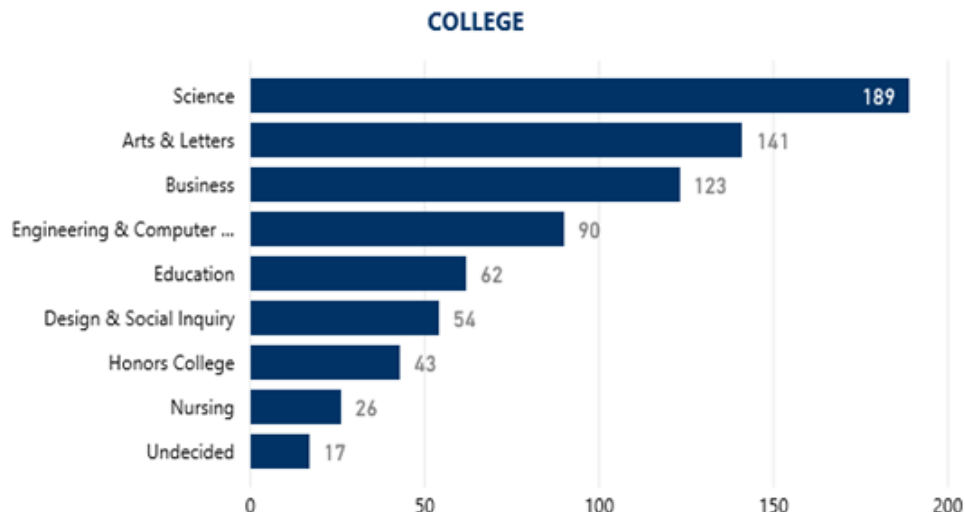
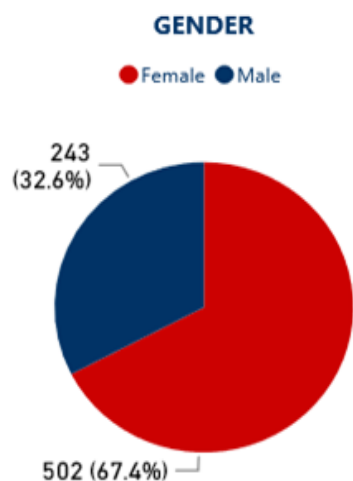
*Internal First-Generation (neither parents has a bachelor's degree)



CORE VALUE - Leadership

iLead Conference on September 28, 2019

In its 12th year, the Office of Leadership Education and Development (LEAD) offered student participants two days of meaningful experiences promoting and enhancing self-awareness as a leader.



iDiscover

Five (5) tracks were offered for students to receive intentional self-development that was personalized for various leadership interests and involvement levels.

When asked “What is one action step you will take to apply what you learned today?” 83% of respondents indicated “Get Involved.”

iLead

The student leadership conference offered a meaningful experience promoting and enhancing self-awareness as a leader through sessions and keynotes.

Among students identified as First-Generation, the most common takeaway from the Tiffany Lanier keynote Speaker was “leadership matters” and to “focus on personal improvement”.

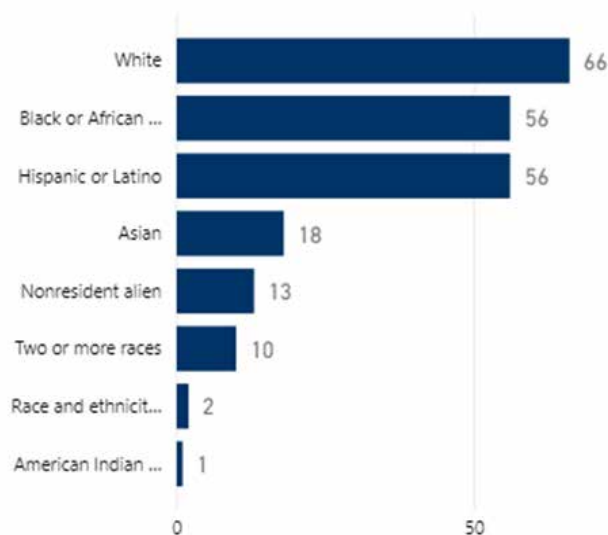
CORE VALUE - Wellness

Healthy Campus Expo on October 10, 2019

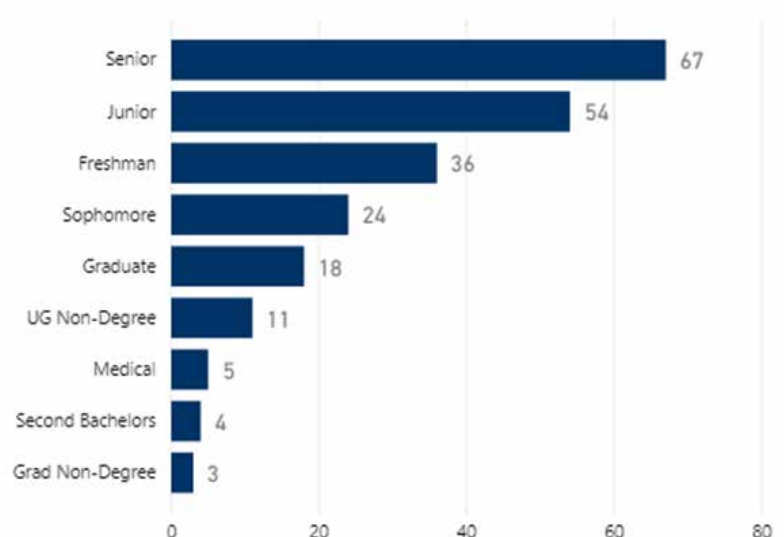
The Healthy Campus Expo was a chance for students to meet with dozens of vendors and learn about health in all its forms at FAU.

300 Total guests attended | **222** Students attended | **240** Total Interactions at the Health and Wellness Activity Tables

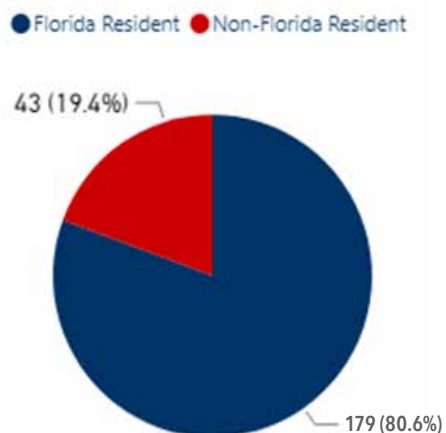
RACE/ETHNICITY



ACADEMIC CLASSIFICATION



FLORIDA RESIDENT



ENROLLMENT MANAGEMENT

Undergraduate Admissions For the Fall 2019 FTIC Cohort



Explore FAU: Engagement Attendance (Students and Families)



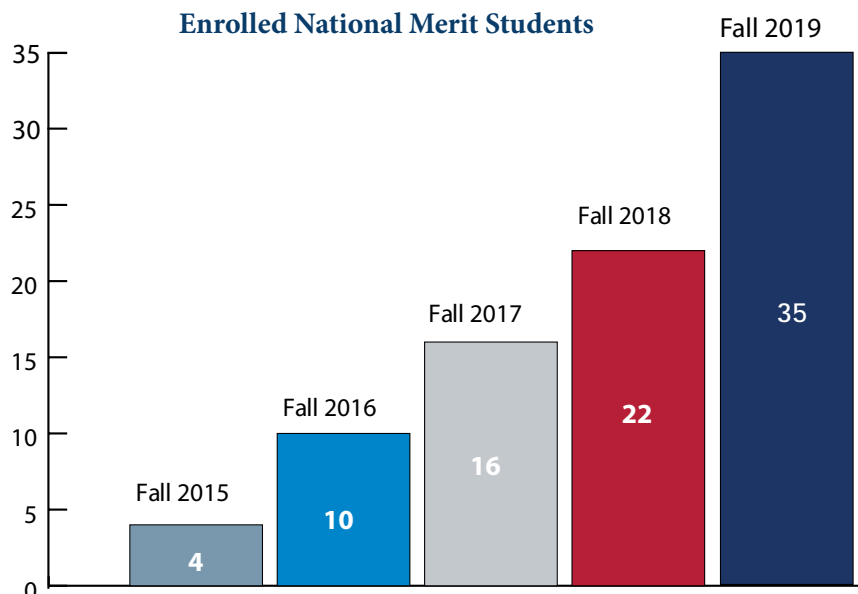
Financial Aid*

AY	Fund Description	Student Count	Total Paid
19-20	External	3,291	\$17,716,571.58
19-20	Federal	17,868	\$157,871,143.45
19-20	Institutional	8,080	\$25,494,690.05
19-20	State	8,454	\$32,028,774.87
	Total	37,693	\$233,111,179.95

Aid is still being distributed until the end of Summer 3, final data to come in Fall 2020

Scholars Program

FAU Scholars Office was developed to offer National Merit Scholars a wealth of tailored experiences and opportunities that include top-notch programming and support services, as well as exceptional research opportunities.



NEW STUDENT TRANSITIONS & FAMILY ENGAGEMENT

New Student Orientation and Transfer Student Services

	AY19-20	AY18-19
First-Year Orientation		
Students	4,262	4,470
Family	1,811	2,370
Transfer Orientation		
Students	4,270	3,929
Family	570 (Reserved)	541
Total Orientation Participants	10,913	11,310

Outcomes of Student Orientation, Academics, and Resources (SOAR) in Summer and Fall

- 95% know what resources are available to help them overcome their fears about college.
- 95% felt their orientation leader was a positive part of their SOAR experience.
- 97% knew what to do after SOAR to be a successful FAU student.

Transfer Student Services

- Launched a new Transfer Action Plan (TAP) in Canvas to help transfer students get involved.
- Transfer Orientation was decoupled from Academic Advising, allowing transfer students to be advised for classes before they attend orientation. Over 80% of students were satisfied with the advising and registration process in Spring 2020.

Commuter Students Services

- Established a First-Year Commuter Student Task Force to assist in formulating new ideas and action planning related to developing, promoting and enhancing the quality of life for FAU first-year commuter students.
- iCommute Programming transitioned from Student Activities & Involvement to Commuter Student Services in Spring 2020, hosted 17 programs in Spring 2020.

Family Engagement

- **Over 1000 family members attended** the Fall 2019 Owl Family Weekend (compared to 635 in Fall 2018) an increase of 57%.
- The Office of Family Engagement has created an electronic presence with a reach of over 1000 families on the Owl Family Facebook page, and 6000 families on their email database.

Mentoring Project


- This office was developed to serve the Mentoring Council and provide mentoring research, develop content, and assist in marketing programs through social media and website hosting.
- 392 new students chose to have a mentor in AY 19-20.

STUDENT UNION

Construction Update

New features include:

- New Conference Rooms
- New Military and Veterans Student Success Center
- Updated Green Room, new audio and lighting in the Carole and Barry Kaye Performing Arts Auditorium
- New Box Office
- New video wall/digital communications technology
- New Flooring
- New esports arena (Opening Fall 2020)



New esports arena
(Opening Fall 2020)



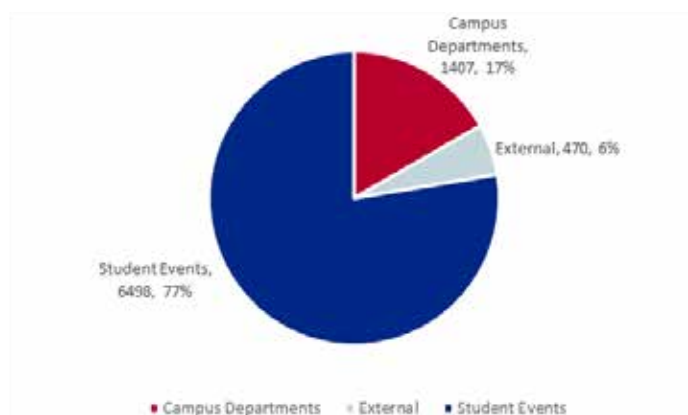
New meeting room, first floor
Student Union



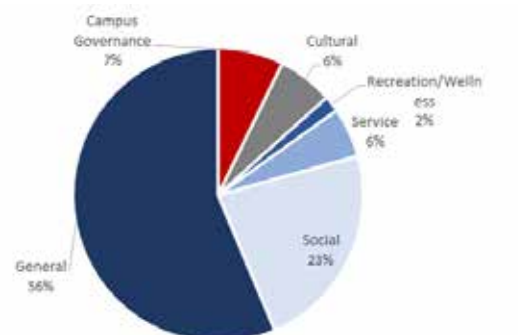
Renovated 2nd floor, student union

Events and Utilization

Overall Utilization



Types of Student Events



HOUSING AND RESIDENTIAL EDUCATION

Facilities Update

- The new residence halls in Boca Raton and Jupiter are underway and are currently on schedule for completion Fall 2021.
- Facilities completed **11,385 work orders**
- Parliament has received new flooring and Heritage Park Towers has received a new roof in preparation of hurricane season.
- To improve safety, Network Video Recorders (NVRs) and switches have been updated and Housing worked with SAEM IT and FAU PD to label and review the view of each network camera.

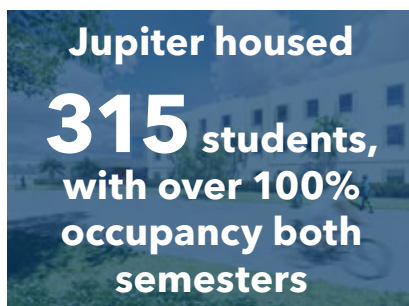
Residential Education

- Housing hosted 535 events in which students participated over **7000 times**.
- Resident Assistants had **11,631** one-on-one conversations with their residents.

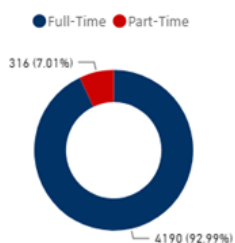
Academic Initiatives

- Opened Get Wise pop-up location in Heritage Park Towers and Glades Park Towers.
- Created Academic Improvement Plans to help student employees on probation.
- Faculty associates hosted 19 events in which students participated 282 times.

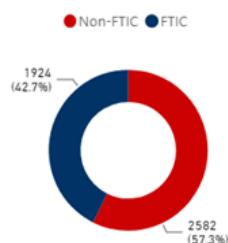
Housing Occupancy



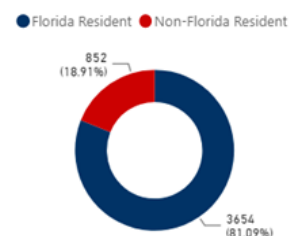
ENROLLMENT STATUS



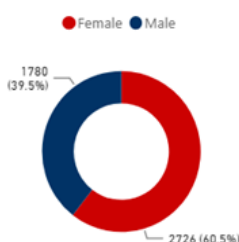
FIRST TIME IN COLLEGE



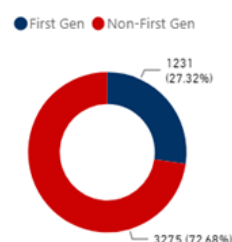
RESIDENCY



GENDER



*FIRST-GENERATION



Note: Two students do not have demographic information

*Internal First-Generation (neither parents has a bachelor's degree)

DEAN OF STUDENTS

DEAN'S OFFICE

Case Management

- Beyond Food inquiries: 86 (increase of 45, or 91% from AY18-19).
- Referrals to Counseling and Psychological Services: 117 (increase of 51, or 77% from AY18-19).

Student Conduct & Conflict Resolution and Victim Services

- Implementation of the newly revised Student Code of Conduct (Regulation 4.007).
- Total number of Incident Reports: 890 (decrease of 87, or **9% decrease** from AY18-19).
- Total number of students seen by Victim Services: 151 (increase of 27, or 22% from AY18-19).
- 28 individuals selected from a pool of 41 applicants for the Student Conduct Board to be trained for AY19-20.

PARTNER CAMPUSES

Campus Life: Broward

- The first Fall Weeks of Welcome Ft. Lauderdale campus Showcase of Services was implemented with a total of 80 participants.
- Taste of the Town increased participation by 11.7% with 162 participants in AY19-20 as compared to 145 participants in AY18-19.

Campus Life: Jupiter

- Restructuring of the “Stay OWL Weekend” programming series, originally developed in Spring 2020.
- The Jupiter Campus Life team worked to develop new programs and partnerships among a wide range of constituents, including:
 - o Faculty: Constitution Day, Coffee with a Professor, Quarantine Art and Confinement Poetry.
 - o Dining: Mystery Dinner Theater, Teaching Kitchen series, themed game nights.
 - o FAU PD: Lattes with Laureano, Safety Workshops.
 - o PNC Bank: Financial Success Workshop Series in conjunction with FAU Financial Aid.



FAU CAREER CENTER



Career Programs and Initiatives

- Engaged with over **16,334** unique students, or 56% of the FAU undergraduate population (28,569) vs. 53% in the prior year.
- 5,180 unique students engaged with a Career Center led workshop or career event.
- Presented to 3,668 unique students within the classroom.
- Launched the Career Skills Badging Program and enrolled over 400 individual students.

Student Services and Engagement

- Held 10,752 one-on-one career advising sessions, an increase of 5% even with university closures due to Hurricane Dorian and the disruption of COVID-19.
- Administered **20,622** Major KnOWLedge career assessments, an increase of 43%.
- 96% of AY 19-20 FTIC Cohort completed an assessment in Major KnOWLedge.
- 26,831 total unique Students and Alumni activated their Handshake accounts (with 9,637 newly activated this year).

Internships & Experiential Learning

- **3,887** registered internships with a total of 3,003 unique students (AY19-20) over Spring, Summer, and Fall.
- 917 Students enrolled in the Career Center Internship Course an increase of 5%.
- 759 on campus internships which is a 30.5% increase vs AY 18-19.

Career Programs

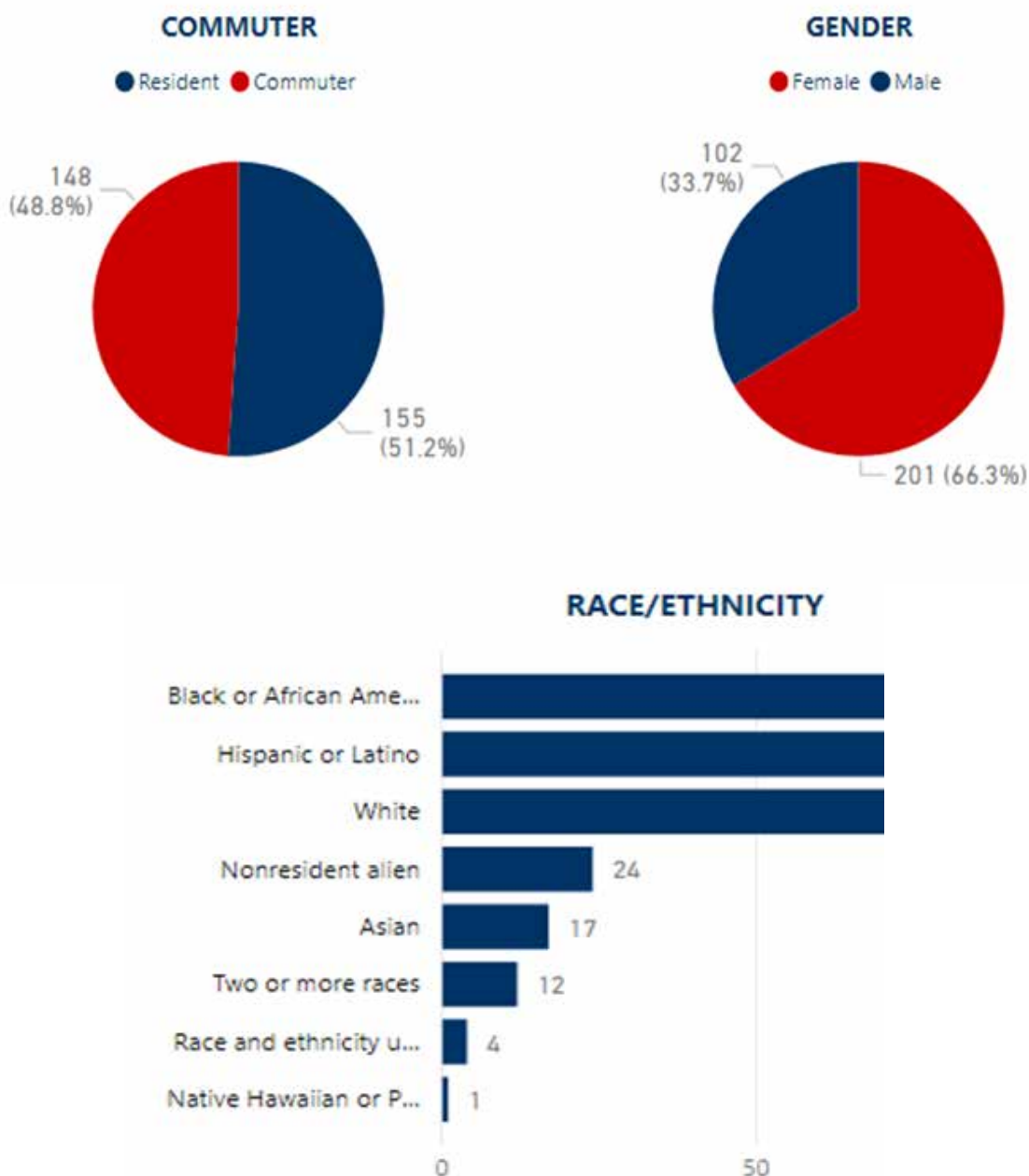
- Career fair student participation decreased by 4.6% to 4,675 in AY 19-20.
- 11,000+ employers are currently approved in Handshake to recruit at FAU.
- 759 employers participated in FAU Career Center Fair.

FAU CAREER CENTER

Leadership Education and Development (LEAD)

- In AY19-20, **392** students participated in LDR Courses and **17** students enrolled in the Leadership Studies Minor.
- **1,582** students participated in Leadership Conferences, Institutes, or Symposiums and **33** Leadership Workshops were offered.
- WeLead engaged **311** participants in 23 sessions, and with Keynote Speeches from Dr. Monica Cox and DJ Laz (Lazaro Mendez).

WeLead Demographics 311 student attendees



STUDENT OUTREACH & DIVERSITY

Center for Inclusion, Diversity Education, and Advocacy (IDEAs)

- Created a Level 2 Safe Zone Training for 25 faculty and staff, which established the initial cohort of the Owls Ally Network.
- **900** people attended the Annual Drag Show, the highest attendance to date.
- Tunnel Vision welcomed **354** participants and for the first time was created both on the Boca Raton and Davie Campuses.
- The first Futuros retreat brought together 43 students and 16 staff and faculty members to engage in community building and personal and professional development.

Military and Veterans Student Success Center

- Rated 10 consecutive years as “Military Friendly” by Victory Media (Military Times Publication) and consistently rated “Best for Vets” 2020 by Military.com (GI Jobs Publications).
- Military and Veterans Student Success Center submitted 3295 certifications for VA education benefits (chapters 30,31, 33, 35, and 1606) for active duty service members, veterans, and dependents, generating over 2 million dollars in tuition payment.
- The center employed 15 VA work-study students who received an additional \$20,000 in school funding.

Fraternity & Sorority Life

All-Greek student membership:

Council	Members
College Panhellenic Association (CPA)	783
Inter-fraternity Council (IFC)	654
Multicultural Greek Council (MGC)	37
National Pan-Hellenic Council (NPHC)	105

- A New Member Period policy was established for 14 of the 15 Chapters at FAU.
- Sigma Nu was welcomed to the Inter-Fraternity Council in Fall 2019.
- 18 Community-wide, Greeks completed approximately 10 hours per member. On average, chapters had approximately 15.5 service hours per member.
- Over \$110,000 was raised for charitable organizations in Fall 2019, an increase of over \$30,000 from Fall 2018.

Student Media

- The University Press won first place in the nation for in-depth investigative reporting in the Society of Professional Journalists Mark of Excellence Awards.
- For the first time 5 students and an adviser were able to participate in the prestigious International Documentary Film Festival (IDFA) in Amsterdam.
- 500 people participated in the Robert J. Bailyn Symposium on the first amendment, a partnership with the College of Arts and Letters, featuring Ana Navarro.



STUDENT OUTREACH & DIVERSITY

STUDENT ACTIVITIES AND INVOLVEMENT (SAI)

Registered Student Organizations

- **8,961** students were involved in at least one Registered Student Organization.
- 68 new student organizations were formed in AY19-20.
- 397 total Registered Student Organizations
 - Boca Raton: 356
 - Broward: 8
 - Jupiter: 3
- Total participation in Advisor Engagement Workshops was 32.
- **1,693** students participated in the Hazing Prevention Summit.

Student Government

- Student Government swore in **236** officers that were elected, appointed, or volunteered.

Activities and Programs

- **15,193** Students participated in Weeks of Welcome events.
- There were 40 events hosted by Program Board.



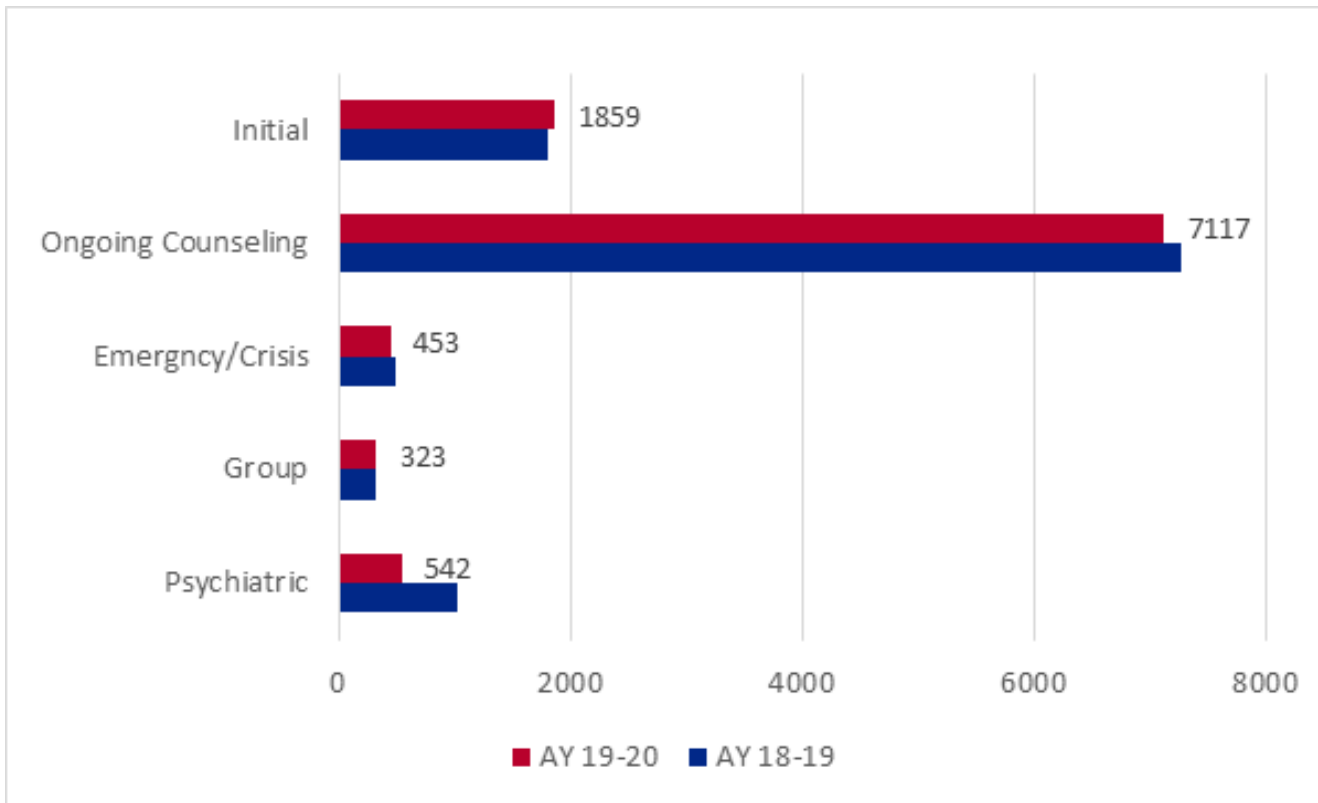
Weppner Center for Civic Engagement and Service-Learning

- 62,949 Volunteer Hours logged through the Noble Hour platform.
- 1,796 students logged volunteer hours (a 4% increase from 2018-2019).
- FAU received the Gold Seal Designation for having a Student Voting Rate above **40%** based on our most recent 2018 National Study of Learning, Voting, and Engagement (NSLVE) Report by the All In Campus Democracy Challenge.
- An interactive, virtual event was held to raise awareness of the 2020 Census.



HEALTH AND WELLNESS

Counseling and Psychological Services (CAPS)



- To reduce wait time, CAPS staff collaboratively developed a new model for clinical service delivery to reduce time between request for services and the first appointment.
- To increase clinical services for diverse student populations, CAPS added a second Students of Color Support Group and a First-Gen Student Support Group and implemented Owl Diversity Dialogues with Center for IDEAs.
- In the CAPS Client Experience Survey, **89.1%**, CAPS services have a positive effect on clients “chances that they will stay at FAU”.
- CAPs Staff participate on several community non-profit boards including SunServe Social Services Board of Directors, Healthier Delray Beach, Steering Committee Member, Racial Equity & Community Healing Workgroup Member, National Latinx Psychological Association, Journal of Multicultural Counseling and Development, Reviewer (2019-present); Henderson Behavioral Health, and Tri County Humane Society.

Owls Care Health Promotion (OCHP)

OCHP hosted **97** events with a participation of 4,410 people.

- **6,303** undergraduates, **1,657** adult learners, and **1,298** graduate students finished “Think about it”.
- **206** people participated in **17** Testing Tuesdays.
- OCHP launched the Body Project as a group-based intervention facilitated by peer educators that provides a forum for women to confront unrealistic beauty ideals and engages them in the development of healthy body image through verbal, written, and behavioral exercises.

HEALTH AND WELLNESS

Student Accessibility Services (SAS)

- 1,226 total students with disabilities were accommodated across all campuses.
- A 9% increase in students approved for Housing Accommodations (153 in AY19-20, compared to 139 in AY18-19).
- An almost 3% increase in the number of new case files (549 in AY19-20, compared to 535 in AY18-19).
- Over the past three (3) years, SAS has saved the institution **\$888,404.00**.
- Student Accessibility Services presented at the national conference, Association for Higher Education and Disabilities (AHEAD) in Boston, MA in July 2019 on a variety of topics: Using Data to Gain Support for Your Growing Needs, UDL in the Classroom: Simple Steps to Making a Course Accessible, AT on a Shoestring: How to Use Low Cost and No Cost Tools to Provide Students with Assistive Technology, High Tech Notetaking: How to Automate and add Technology to your Notetaking Program, and Shine the light on Abilities: 10 Ways to Promote Disability Awareness on Your Campus.

Student Health Services

- Total medical clinic visits on all campuses: 10,370 (0.8% decrease from AY18-19 to AY19-20).
- Total **1,707** doses of influenza vaccines to students, faculty, and staff.
- Total dental visitations across all campuses: 1,047.
- 100% of students felt confident that they are welcome at FAU Student Health Services.

Number of visits:



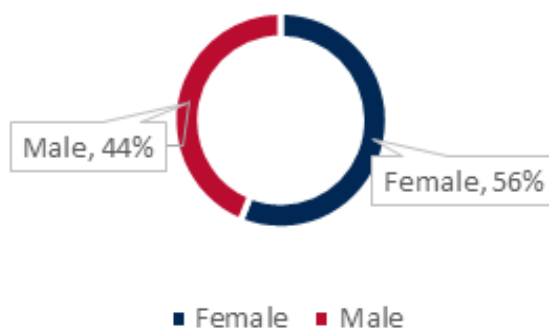
Campus Recreation

- In AY19-20 total visits to Campus Recreation's facilities were 278,231.
- 2,481 total intramural participants in AY19-20 played in 786 games.
- 3,777 unique participants in Group Fitness.

Distinct Users – University-Wide

Year	Count
2019-2020	23,300
2018-2019	15,552
*This represents an increase of almost 50%	

Campus Recreation Usage by Gender



TOTAL STUDENT ENGAGEMENT

The below infographic is a representation of engagement across divisional programs, services and events.

28,923

Unique Participants

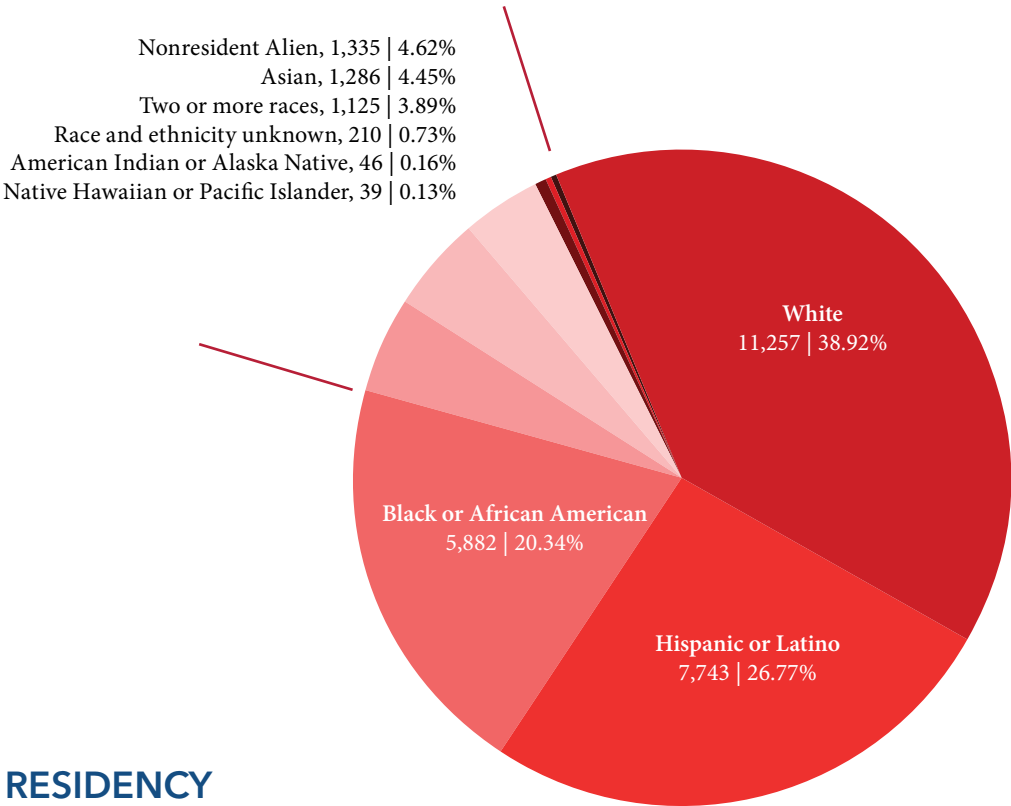
|

ENGAGED

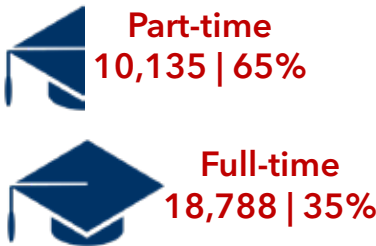
76.88%

of the total FAU student population

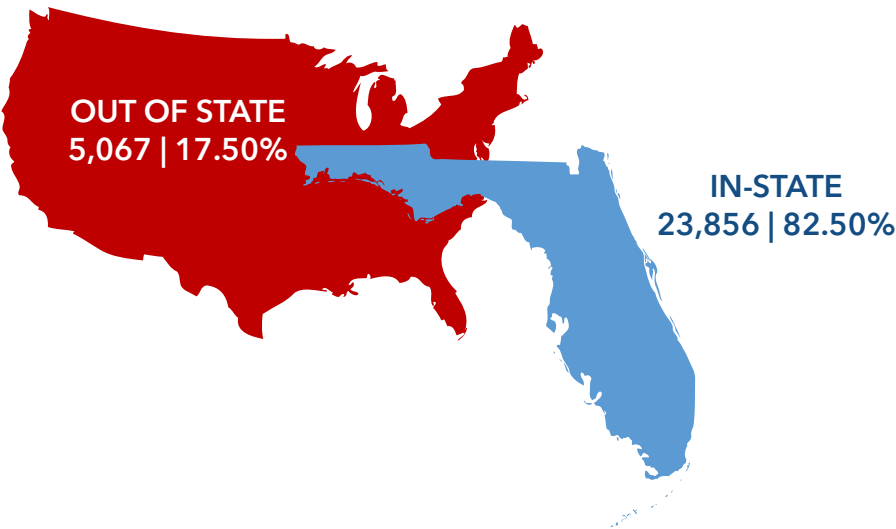
RACE/ETHNICITY



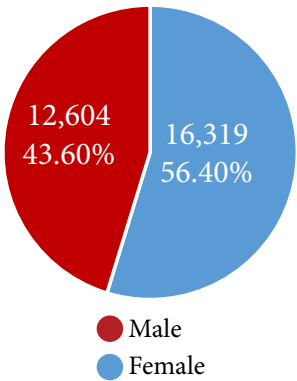
ENROLLMENT STATUS



RESIDENCY

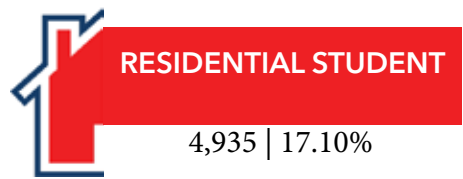


GENDER



TOTAL STUDENT ENGAGEMENT

RESIDENTIAL/COMMUTER STUDENT



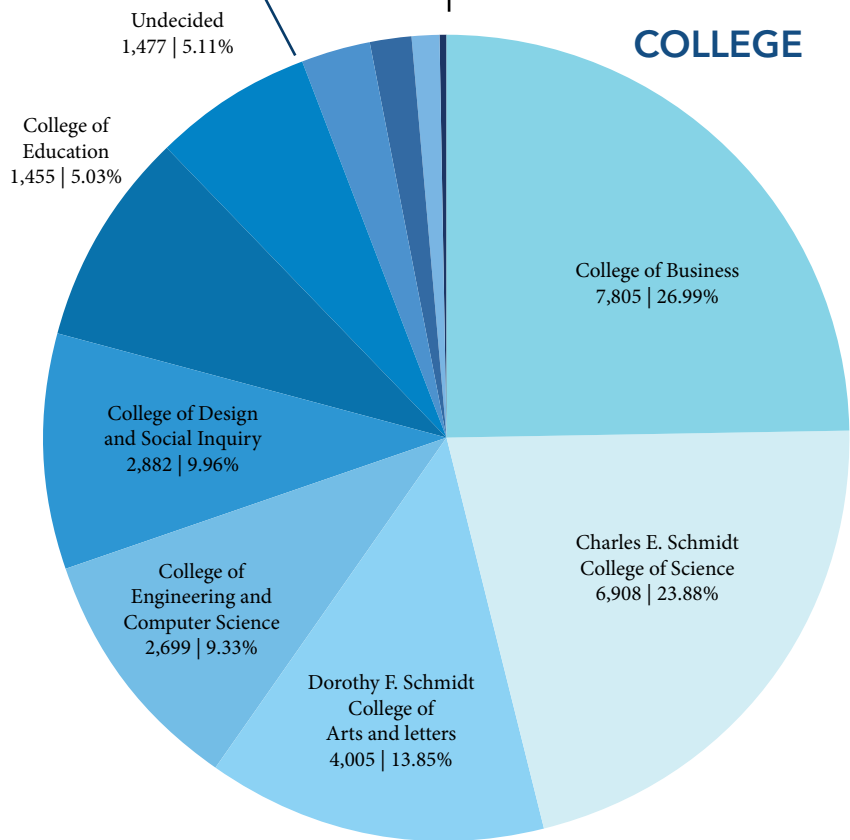
4,935 | 17.10%

COMMUTER STUDENT

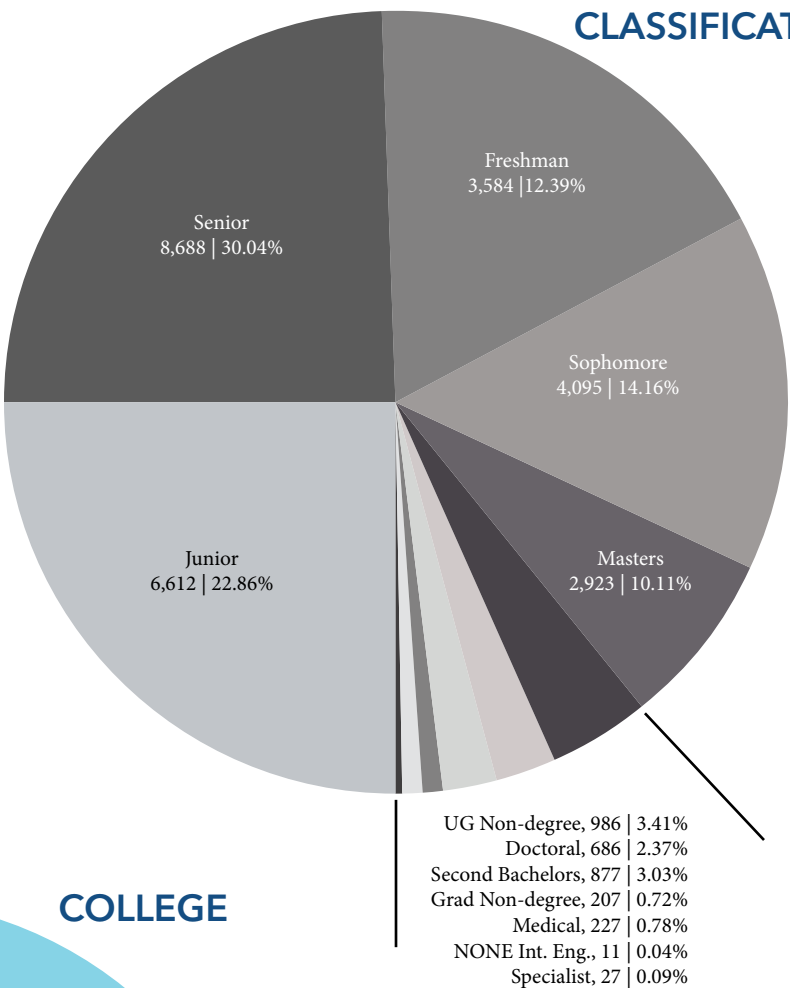


23,988 | 82.90%

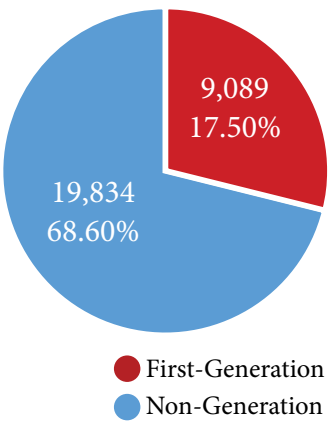
Christine E. Lynn College of Nursing, 914 | 3.16%
Harriet L. Wilkes Honors College, 475 | 1.64%
Charles E. Schmidt College of Medicine, 303 | 1.05%



CLASSIFICATION



*FIRST-GENERATION



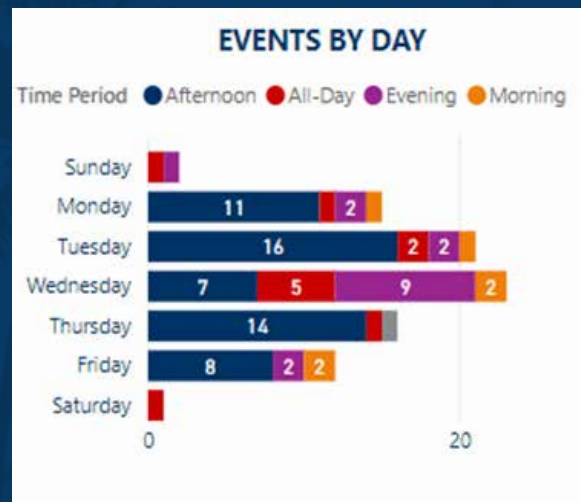
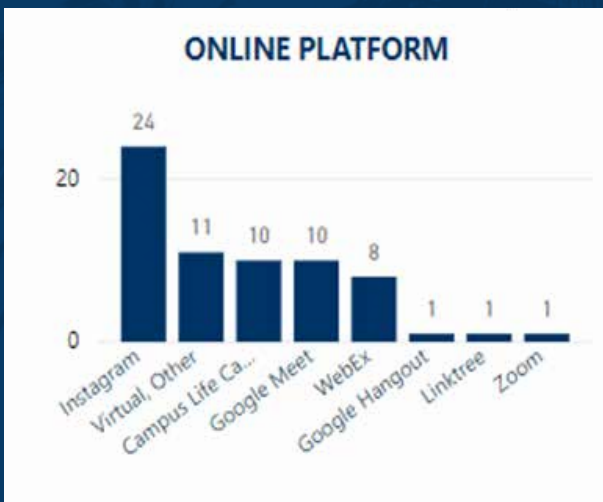
*Internal First-Generation
(neither parents has a bachelor's degree)

DIVISIONAL RESPONSE TO COVID-19

Starting with Week 10 of the Spring semester, this chart reflects the total number of virtual events with attendance logged in OwlCentral.



As events have started transitioning to virtual environments, a variety of platforms were utilized to ensure that we were meeting students where they are.



Wednesdays was the most popular day to host an event, with the majority of those Wednesday events held between the morning and the afternoon.

DEPARTMENTAL RESPONSES TO COVID-19

Admissions:

Admissions quickly changed to a virtual Choose FAU day which engaged 692 prospective students and their families and developed a virtual tour.

Broward Campuses:

Campus Life on the Broward Campuses hosted 15 Instagram Live programs, with 330 viewers, of which 80 attendees signed in with their FAUNetID.

Campus Recreation:

Virtual Group Fitness sections were developed in an effort to help Campus Recreation users continue physical fitness during the pandemic, engaging over 300 students, faculty, and staff.

Career Center:

In order to continue serving the needs of our students, the FAU Career Center completed over 5000 virtual appointments and a virtual career fair.



Center for IDEAs:

In response to the pandemic, the center hosted a panel discussion on the impact of COVID-19 on traditionally marginalized communities in conjunction with the Office of First-Generation Student Success.

Counseling and Psychological Services:

Due to the COVID-19 Pandemic and the need to shift to a remote service delivery platform, CAPS staff successfully transitioned to providing clinical services fully online within a few weeks.

Dean of Students (Case Management and Student Conduct):

The Office of the Dean of Students, assisted Student Health Services with developing and maintaining a Tracking System for positive or presumptive positive cases.

Financial Aid:

Financial Aid worked with the FAU Foundation to distribute money from the CARES Act and from the FAU Cares Fund.

Fraternity Sorority Life:

In support of the larger university-wide calling campaign, FS Life staff was able to call every member of the Greek community, a total of 979 calls were made over the course of three weeks.

DEPARTMENTAL RESPONSES TO COVID-19



Housing and Residential Education:

While COVID-19 postponed several larger initiatives, Housing and Residential Education was able to utilize their already planned Student Safety Week check-in to talk to students about staying safe. They were able to connect with 100% of students who stayed within the residential housing facilities.

Leadership Education and Development:

The Office of LEAD shifted its programming model to be held virtually, and included: Motivational Mondays, Table Talk Tuesdays, Q&A Wednesdays, LEAD Thursdays, and Friday Quotes.

Military & Veteran's Affairs:

In an effort to further assist our Military and Veteran students, the office was able to secure a \$5,000 donation from the United Way to assist students in need of financial assistance.

New Student Transitions and Family Engagement:

NSTFE made the difficult move to hosting virtual Orientation to prepare our new incoming Owls and their families, and help them start off strong. NSTFE also led the creation of Virtual Communities for ALL incoming summer and fall first-year students.

Owls Care Health Promotion (OCHP)

All Healthy Lifestyle Consultations were moved online and a stress management consultation was added to meet students needs. The Women and Gender Equity Resource Center moved their weekly discussion hour into a weekly Instagram Live.

Student Activities and Involvement and Student Government:

Student Activities and Involvement has continued to find ways to engage students including online trivia, bingo, giveaways, dance parties, concerts, and open mike nights.

Student Affairs Assessment

Student Affairs Assessment collaborated with Academic Affairs to develop a survey for undergraduate and graduate students related to their experience during remote learning. Over 5,000 students responded to the survey, and student affairs staff provided outreach to over 1,000 students who requested help.

Student Health Services:

SHS serves the EOT as an Essential Support Function, provides daily updates about student health to leadership, and guidance for Student Affairs and Enrollment Management. SHS is also able to test, track, and provide guidance for students who have been exposed to COVID-19 or are experiencing COVID-19 symptoms.

Student Media:

The Office of Student Media became a voice for the division in getting the word out about newly created virtual events, and offering students a platform to stay engaged with the university from a distance, working with offices to create videos and implement the FAU We're Here For You campaign.

Data Notes: All demographics data comes from matching ID numbers or emails to enrolled students demographics provided by IEA

Data is based on students provided demographics during the admissions process or their current enrollments. If a category in the infographic had less than 5 students it was not reported.



**DIVISION OF STUDENT AFFAIRS
AND ENROLLMENT MANAGEMENT**

fau.edu/student

FLORIDA ATLANTIC UNIVERSITY