





FLORIDA ATLANTIC



STUDENT HEALTH SERVICES



Total Number of Appointments

Fall 2022: **3,318**  Fall 2023: **4,270**

SHS Client Satisfaction Survey Fall 2023

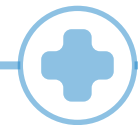


378
FLU SHOTS
administered
in Fall 2023

MISSED
appointments
decreased from
281 to **214**
even while the number of
appointments increased

Free STI Screenings Performed

Fall 2022: **830** Fall 2023: **1175**



Free HIV Screenings Performed

Fall 2022: **82** Fall 2023: **382**



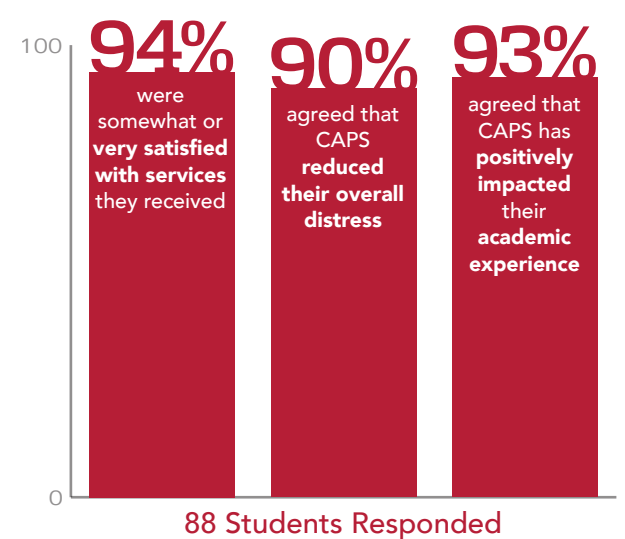
COUNSELING & PSYCHOLOGICAL SERVICES



Total Number of Appointments

Fall 2022: **4,732**  Fall 2023: **4,891**

CAPS Client Satisfaction Survey Fall 2023



Initial/First Appointments (Individual)



Fall 2022:

915

Fall 2023:

898

Total Unique Students served by Clinical Services

Fall 2022:

1,163

Fall 2023:

1,296



Total Number of Individual Appointments

Fall 2022:

4,611

Fall 2023:

4,427



Total Number of Students Attending Group Sessions

Fall 2022:

83

Fall 2023:

105