



**FLORIDA ATLANTIC
UNIVERSITY**

**Division of Student Affairs
and Enrollment Management**

ANNUAL REPORT

2021-2022



MESSAGE FROM THE INTERIM VICE PRESIDENT



DR. LARRY FAERMAN

Greetings! Over the past academic year our local region, state, nation, and world continued to face challenges, both new and recurring; but this academic year also brought back the sense of in-person engagement, experiences, and learning that we all had missed for too long. Regardless of our high points or shortcomings, the staff (including student staff and student leaders) of the Division of Student Affairs and Enrollment Management remained steadfast in its dedication to supporting FAU's stakeholders--our students, and our faculty, staff, and community partners--in promoting student success.

It has been a year of progress as we emerged from the COVID-19 pandemic, watched lows and spikes in reported COVID cases, welcomed two years of 'new to campus students' and welcomed back students who had not been on campus for over a year. We moved from fully online offerings to hybrid offerings to in person offerings; by year's end, we felt much like the end of 2019.

Over the past year, we opened two new residence halls, Atlantic Park Towers at Boca Raton and RH-3 at the John D. MacArthur Campus. RH-3 included a fitness center and with Student Government's support, we also installed outdoor exercise equipment at Jupiter. We also continued the on-going face-lift of the Student Union (Boca Raton) and are eager to get back to planning for the expansion of meeting and event space. We continued to expand membership in Fraternity and Sorority Life, adding two new chapters, Beta Theta Pi (IFC) and Sigma Iota Alpha (UGC) and planned expansion for two additional chapters Sigma Delta Tau (CPA) and Delta Kappa Delta (UGC). Services such as Student Accessibility Services (SAS), Military & Veterans Student Success, Counseling and Psychological Services (CAPS) and the Career Center continued to see students through video platforms to address their needs and prepare them for the ultimate goal... graduation and job placement. Housing & Residential Education, Campus Recreation, Student Union and Student Activities & Involvement returned to programs and activities – back at in-person capacity.

Student Health continued to lead contact tracing, COVID-19 testing, and assisted with leading the University's efforts to maintaining a safe community. Owls Care Health Promotion, Financial Aid, Dean of Students, and First-Generation Student Success Center all continued to connect to resources that promote their academic success and well-being.

Much like other industries, the division saw a number of our professionals depart for new opportunities. We wished them well, miss them, and at the same time, welcomed new staff and provided growth opportunities for current staff. Given the departures and vacancies, I am grateful to our entire staff comprised of students and professionals for giving their best effort every day to accomplish the goals of the division.

Speaking of goals, while the year was quite different than we anticipated, our focus on the University and the divisional strategic plans did not waiver. Participation and learning outcomes, tracked by our Assessment Team, provided essential information, as we sought continuous improvement throughout the year.

As we enter the next academic year, we will return to the Division of Student Affairs. While continuing to support recruitment of new students (first-year AND transfer), we will increase our efforts in supporting academic success, developing career readiness, and creating meaningful and memorable experiences for our students during college. We will also focus our efforts on helping students achieve timely graduation and job placement or graduate school. We are beginning to tailor our efforts toward the competencies that support students in their preparation for life post-FAU through increased emphasis on NACE Competencies (<https://www.nacweb.org/career-readiness/competencies/careerreadiness-defined/>), while continuing to focus on overall health & wellness.

I look forward to what 2022-2023 will mean for our students, staff and our community. I continue to be proud of that the work this division accomplishes each day and look forward to the next chapter.

A low-angle, upward-looking photograph of several palm trees against a clear, vibrant blue sky. The fronds of the palm trees are green and detailed, creating a sense of height and tropical atmosphere. The trunks of the trees are visible, extending from the bottom towards the top of the frame.

Vision Statement

The Division of Student Affairs and Enrollment Management aspires to ignite purpose and passion in our students to become socially responsible and globally engaged leaders. We will challenge ourselves and our students, to accept and act upon our responsibility, to be role models who learn and act to create meaningful and impactful change at FAU and beyond.

Mission Statement

From recruitment to graduation, we create inclusive, diverse and transformative learning environments through innovative and quality programs, services and holistic support. Our outcomes-based approach to learning and development equips students with essential skills and tools to achieve academic success, personal well-being, and meaningful careers.

Core Values

Diversity - Intentional awareness and inclusion

Innovation - Striving for creative solutions and continuous improvement

Integrity - Accountability to divisional goals and professional standards

Collaboration - Shared programs, services, and governance to achieve maximum benefit

Leadership - Students, staff, structures, by teaching, learning, acting... model the way

Wellness - Care for self, care for others, care for community

Student Affairs Deans, Directors and Leadership Team



Dr. Keven
Allen Jr.



Tracy
Boulukos



Dr. Katie
Burke



Sherry
Bynes



Nori
Carter



Eric
Davidson



Michael
D'Eugenio



Maura
Flaschner



Donald
Gabriel



Chrissy
Gass



Rebecca
Goldstein



Addiel
Gomez



Karen
Cough



Dr. LeAnn
Gutierrez



Matthew
Hinds



Juan
Izaguirre



Catherine
Kellman-Pitan



Dr. Kathryn
Kominars



Dr. Jessica
Lopez-Vélez



Cristina
Lopez Vergara

Student Affairs Deans, Directors and Leadership Team



Brian
Montalvo



Karen
Murray



Audrey
Pusey



Mitch
Roshel



Cecilia
Sarmiento



Michelle
Shaw



Warren
Shaw



Charles
Thompson



Donald
Van Pelt



Joel
Vander Horst



DIVISIONAL STRATEGIC GOALS

Theme 1 Recruitment - Through developing relationships, media, and events we will recruit diverse and competitive students.

- Goal 1: Increase the profile and diversity of the student body
- Goal 2: Improve the brand recognition and reputation of FAU

Theme 2 Student Success - We will support each student's success from point of admissions through becoming alumni through programs, services, and individual consultations.

- Goal 1: Encourage students to complete 15 credit hours a semester and/or 30 per year toward graduation in 4 years or less
- Goal 2: Continue to identify and address barriers to retention and persistence in student success
- Goal 3: Increase collaborative support programs and services with academic affairs
- Goal 4: Support students as they transition to jobs and graduate schools

Theme 3 Health and Safety - We make the health and safety of our students and staff a priority through programming and policy building.

- Goal 1: Create Programming around Health and Safety
- Goal 2: Create Policies around Health and Safety

Theme 4 Diversity, Equity, and Inclusion - As the most diverse institution in the SUS, a designated HSI (Hispanic Serving Institution) and aspiring MSI (Minority Serving Institution) we will teach and develop policies so our actions support our values of diversity, equity, and inclusion.

- Goal 1: Develop Policies and Standard Operating Procedure to promote Diversity, Equity, and Inclusion
- Goal 2: Expand the footprint of underrepresented students served in niche programs
- Goal 3: Increase knowledge regarding Diversity, Equity, and Inclusion

Theme 5 Leadership, Campus Life, and Engagement - We believe in the power of the student voice and the co-curricular experience in helping students become well rounded individuals.

- Goal 1: Increase Leadership opportunities
- Goal 2: Enhance Facilities for Students
- Goal 3: Enhance signature programs, virtual programs, and transitional programs
- Goal 4: Document and evaluate the impact of the student experience

Theme 6 Connections - We acknowledge that we are part of many larger organizations including (but not limited to) FAU, the South Florida Area, and the Florida SUS, and strive to be a good partner in these areas.

- Goal 1: Search for and support pursuits of external funding
- Goal 2: Improve town/gown relationships
- Goal 3: Create sustainable practices to collect data for different metrics
- Goal 4: Pursue new ways of engaging alumni

CORE VALUE ACCOMPLISHMENTS

9



WAYS WE CARRY OUT OUR CORE VALUES

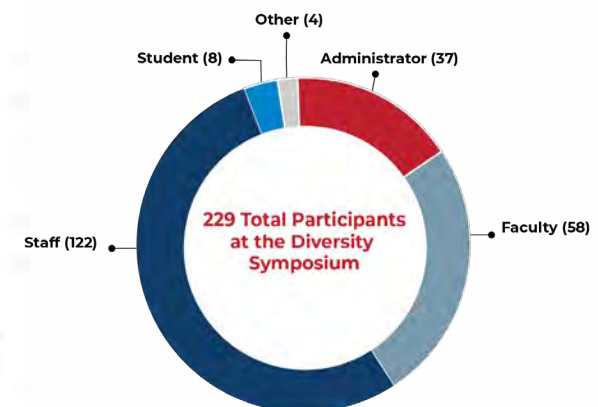
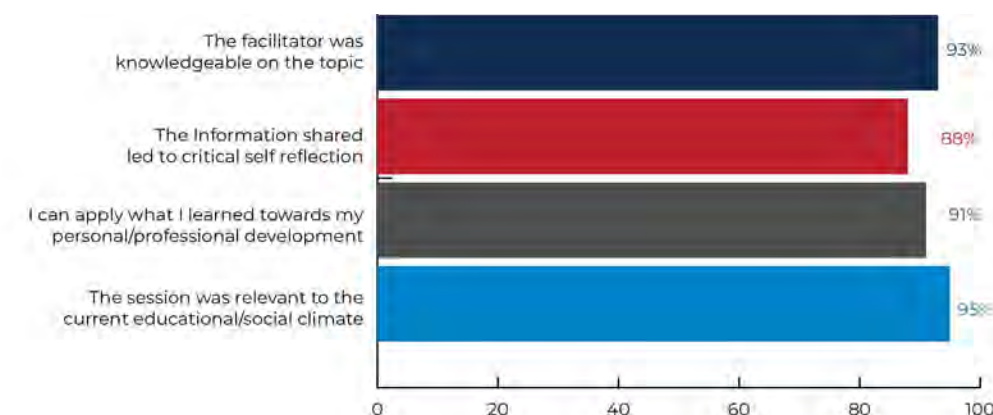
DIVERSITY: Intentional awareness and inclusion

6,396 students completed an online The Diversity, Equity, and Inclusion Online Training sponsored by **Owls Care Health Promotion (OCHP)** and the **Center for Inclusion, Diversity Education and Advocacy (IDEA)**.

- **Broward Campus Life** hosted the event, Exploring Mixed-Race Identity Through Superheroes, with FAU faculty members Dr. Sika Dagbovie-Mullins and Dr. Eric Berlatsky. The presenters reviewed their book and led a discussion about mixed-race identity in superheroes and how these representations are mirrored in our society.
- The Diversity Symposium was a one day virtual, interactive event that provided faculty, staff, and students an opportunity to build cross-cultural competencies and foster an inclusive and equitable working, teaching, and learning environment.

- At **Student Health Services (SHS)**, Noah Warren led several initiatives to promote size inclusion. First by placing signage over scales that states "your weight is not your worth" to promote a positive message to those navigating body image challenges and weight stigma. He notified TAO Connect about language in their modules may cause harm to students navigating eating concerns and food insecurity. TAO Connect immediately removed the module while they update their language to be more sensitive and inclusive.

Avg % Strongly Agree or Agreed from Participants at the Diversity Symposium



CORE VALUE ACCOMPLISHMENTS

INNOVATION: Striving for creative solutions and continuous improvement

- **Student Government** partnered with artist Ernesto Maranje to create a new mural on the Boca Raton Housing Lawn entitled Paradise for All.
- In **SHS**, Ian Mainwaring introduced several innovations to help students process their health forms. He streamlined processing immunization holds for dual enrolled students, updated verbiage in the OwlDone portal to assist students navigating immunization compliance and created electronic forms for Release of Information and psychiatry intake.
- **Financial Aid** created an outbound, work study funded, student call center to support calling campaigns, facilitate peer-to-peer interaction, and support recruitment and retention efforts.
- **Undergraduate Admissions** expanded recruitment efforts to include four Explore FAU events (three in the fall and one in the spring) and moved the Choose FAU events to Mondays to better fit student and family needs.

INTEGRITY: Accountability to divisional goals and professional standards

- In AY 21-22 the Division of Student Affairs and Enrollment Management created or sunsetted 159 programs, services, and events to meet students' changing needs.
- In a collaboration between **Dean of Students** office and **Housing and Residential Education**, 84% of residential students knew an appropriate person to tell if they saw an issue they thought may impact the FAU community, and 88% knew the alcohol and drug policy.
- **Student Health Services** maintained their AAAHC Accreditation status.
- 952 students completed Alive Tek (Hazing Prevention) working with **Owls Care Health Promotion**, **Student Activities and Involvement**, and **Fraternity and Sorority Life**.
- **Student Accessibility Services** served as guest lecturer for faculty and community members on a number of topics, including assistive technology, Service Animals and disability services. Additionally, they worked with OIT and a pilot group of faculty to use Ally an app now available in Canvas for accessibility for all.



CORE VALUE ACCOMPLISHMENTS

COLLABORATION: Shared programs, services, and governance to achieve maximum benefit

- In collaboration with University Advising Services, **Housing and Residential Education** addressed 4,607 flags in Starfish, the University's early alert warning software.
- **Student Activities and Involvement**, **Center for IDEAs**, **Housing and Residence Life**, **New Student Transition and Family Engagement**, **First-Generation Student Success**, **Broward Campus Life**, and **Jupiter Campus Life** worked with **Assessment and Research** to outreach to first year and transfer students who did not engage with student affairs within the first few weeks of the fall and spring semester.
- Through a partnership between the offices of **First-Generation Student Success**, **New Student Transitions and Family Engagement**, and **Undergraduate Admissions**, FAU was awarded \$934,000 by the Johnson Scholarship Foundation to benefit first-generation transfer students. The Johnson Transfer Scholars Program at FAU aims to improve the retention, matriculation, graduation, and career readiness of first-generation transfer students. This includes wrap-around support and career services designed to enhance overall employability upon graduation. When combined with state and private matching funds, the gift will have a total scholarship impact of \$3.3 million over four years and provide opportunities for several hundred students.
- In a collaboration with Academic Affairs and the Provost's office, **New Student Transition and Family Engagement** created a Rising Sophomore Experience to help returning students build their sense of identity in academic culture, connectedness and resourcefulness.
- **Student Media** two new partnerships. They collaborated with **Program Board (SAI)** on the Live After Dark Project and with **Jupiter Campus Life** on a new video project for their campus life program.

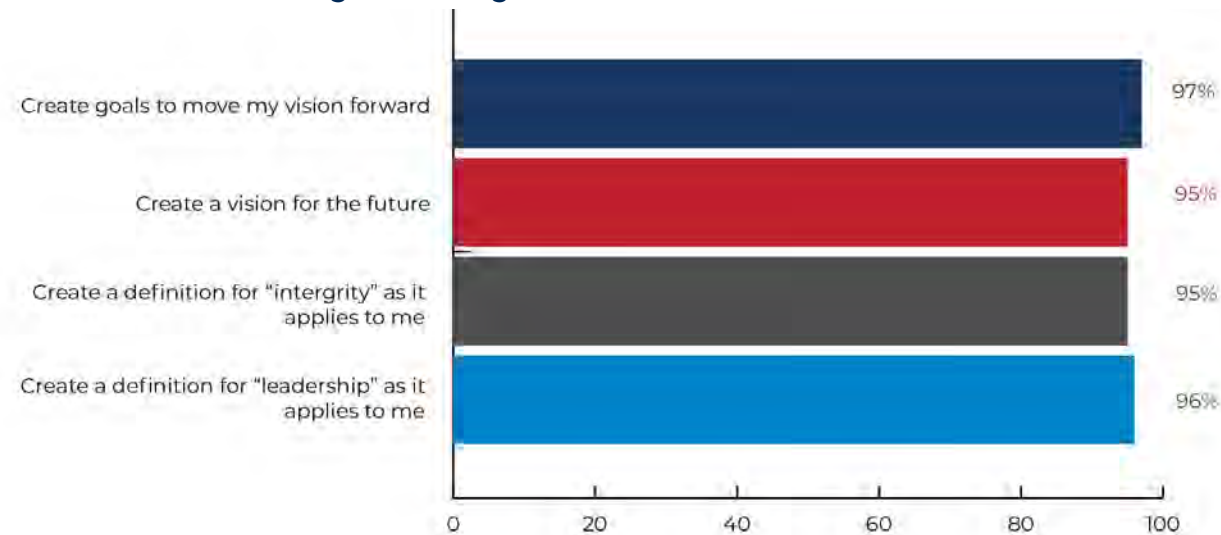
CORE VALUE ACCOMPLISHMENTS

LEADERSHIP: Students, staff, structures, by teaching, learning, acting...model the way

- With the leadership of the **Weppner Center for Civic Engagement & Service-Learning**, FAU expanded its outreach by partnering with community and national nonprofit and government organizations. FAU was selected as one of 40 campuses to be part of the Campus Vote Project to participate in the MTV Early Vote Challenge. Through this program, FAU was awarded a \$3,000 grant to fund programs relating to non-partisan voter engagement and education.
- At the **Broward Campuses**, the It's On Us Campus Sexual Assault Awareness campaign expanded from the Davie Campus to the Ft. Lauderdale and Dania Beach campuses. Through the planning efforts of the student committee, three events were offered on each of the campuses, with one unique to Davie. Total participation in the week-long efforts was 106.

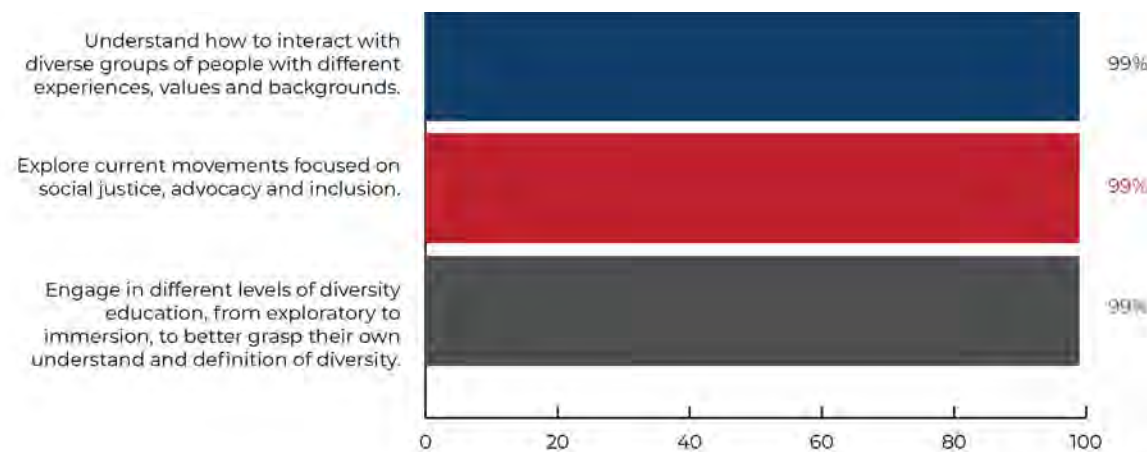
iLead: Everyday Leadership 527 Attendees

Through attending iLead, I was able to...



WeLead Diversity Matters Student Leadership Symposium 281 Attendees

Through attending WeLead I feel I was able to...



CORE VALUE ACCOMPLISHMENTS

WELLNESS: Care for self, care for others, care for community

- The Healthy Campus Expo was relaunched this year as a collaboration between **SHS, CAPS, Campus Rec, and Owls Care Health Promotion**. 80% of attendees said that after attending the event, they plan to use a new FAU Health and Wellness resource. Over 250 nonperishable food items were distributed.
- Fraternity & Sorority Life** has successfully instituted a Social Host Training program with the support from **Owls Care Health Promotion**. Now, a majority of Greek organization members must receive the training on an annual basis prior to hosting events with alcohol. Over 950 students were trained in the first year of the program.
- Student Health Services (SHS)** and **Dean of Students-Case Management** have each partnered with the Phyllis and Harvey Sandler School of Social Work to provide students in the MSW Internship Course with an educational learning experience by assisting students in meeting health and wellness goals, finding resources, and by providing support to the department's case-management efforts.



UNDERGRADUATE ADMISSIONS

- Applications 25,429
- Admits 19,869
- Actual FTIC total enrollment was 3,925

2021 SUMMER FTIC		2021 FALL FTIC	
Average GPA Admitted	3.55	Average GPA Admitted	4.01
Average SAT Score Admitted	1067	Average SAT Score Admitted	1190
Average ACT Score Admitted	21	Average ACT Score Admitted	25

- The Link Program opened an office in the Broward College/FAU University College Library to serve Broward College students. The office is open Tuesdays-Fridays, and a Link Advisor is available to advise students about FAU and Link Program.
- Wilkes Honors College hosted 2 Fall Open Houses (137 total students in attendance), 1 Spring Open House (42 students in attendance), 1 Admitted Student Day (107 students in attendance) and the Flagler Scholarship Day (36 attendees).
- 2,343 people attended the Explore FAU Days in fall 2021 and spring 2022, and 2,365 people attended Choose FAU for Admitted Students in spring 2022.

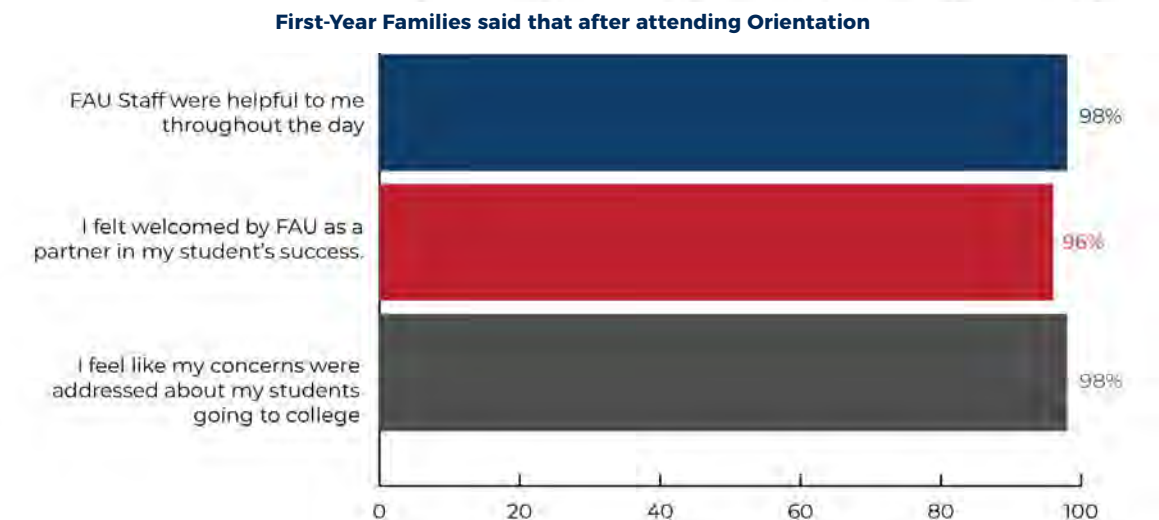
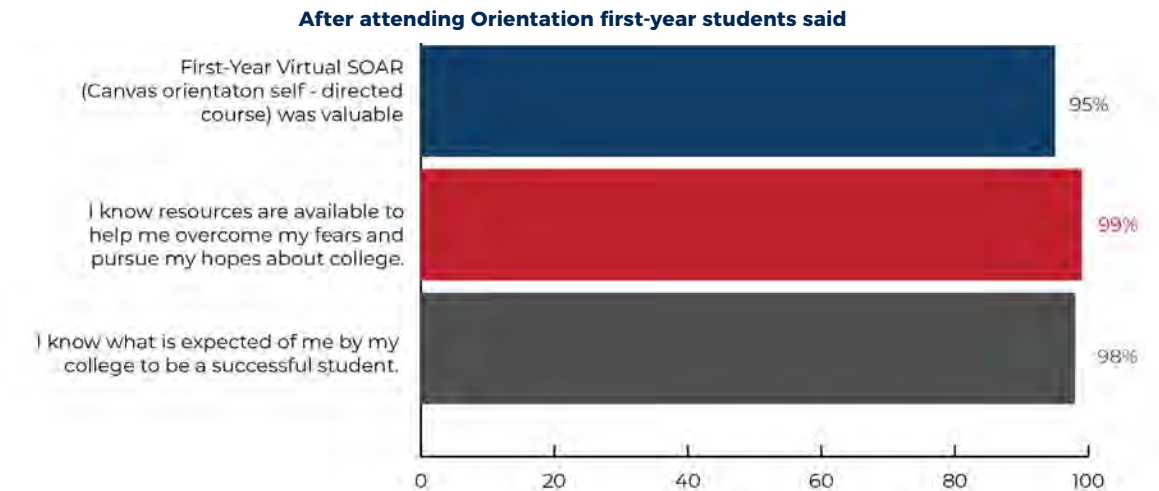
FINANCIAL AID

AY	Fund Description	Student Count	Total Paid
21-22	External	4,681	\$19,432,588.16
21-22	Federal	25,835	\$136,318,121.40
21-22	Institutional	11,405	\$23,785,097.58
21-22	State	10,313	\$32,432,142.01
TOTAL		52,234	\$211,967,949.15

- Financial Aid staff partnered with Palm Beach County Schools (PBCS) and Broward County Public Schools (BCPS) to assist with virtual FAFSA Nights. At their event, BCPS estimated that 518 families attended, representing about 333 low-income students and \$1.5 million in Pell Grant funding.
- Created targeted emails and text campaigns to new and returning students who have not completed a FAFSA and created targeted and personalized emails to help students who were missing verification documents with 1:1 assistance.
- Based on student needs, Financial Aid is launching a comprehensive financial wellness program to educate students on how to live a fiscally healthy life in college and beyond. Students will have the ability to engage via workshops, one-to-one financial counseling, and a self-paced online financial education platform.

NEW STUDENT TRANSITIONS AND FAMILY ENGAGEMENT

Outcomes of Student Orientation, Academics, and Resources (SOAR) for Summer and Fall 2021



- After How to FAU, 99% of the students either agreed or somewhat agreed that they felt prepared to take classes in their first semester as an FAU student.
- Owl Family Weekend sold out with 1,441 attendees, an increase of 31% over fall 2019.

TRANSFER STUDENT SERVICES

- Transfer Student Services updated the Transfer Action Plan to better accommodate student needs. Students will now attend three events that foster volunteerism, financial wellness, career readiness and submit a short essay or video reflecting on the experience.

MENTORING PROJECT

- First-Year Connections mentoring program made 505 mentoring connections. 66% of students come from First-Generation or Low Income Backgrounds.

DEAN'S OFFICE

CASE MANAGEMENT

- 90% of students who were verified as homeless in summer 2021 have graduated or enrolled in courses at FAU for fall 2021 and 87% of students who were verified as homeless in fall 2021 have graduated or enrolled in courses at FAU for spring 2022.
- 87% of students who were hospitalized met with the case manager within five days after returning to campus to discuss referrals and resources, and 90% of students completed a follow up appointment afterwards.
- The Beyond Food Program supplied 186 students, staff, or faculty members with food throughout the year, a 115% increase since the previous highest year (AY 19-20)
- ECW (Emergency Circumstances Withdrawal) requests increased to 336, a 16% increase over the previous year. There were also more appeals than previous academic years.

STUDENT CONDUCT & CONFLICT RESOLUTION

- The number of student conduct cases increased slightly compared to 19-20 (the previous non COVID-19 year). However the number of students completing all sanctions increased by 13% and the number of students accepting responsibility or found responsible increased by 28%.
- There were 352 cases created and evaluated by the Admissions Review Board criteria.

VICTIM SERVICES

- Total number of students seen by Victim Services was 159, on par with the last 2 years.

PARTNER CAMPUSES

BROWARD CAMPUSES

- Created three total Registered Student Organizations across Fort Lauderdale and Dania Beach campuses through collaboration with the Governor's Cabinet, Broward Program Board and Council of Student Organizations (COSO). The new organizations are Fabrication Club, SeaTech Club, and the Human Powered Submarine Club (Broward Chapter).
- Developed a collaborative programming model with Campus Life Pro staff, interns and student leaders resulting in a higher event attendance across the three campuses and leading to a 214% increase in average number of participants per event.

NORTHERN CAMPUSES

- Hosted Clubfest in fall and spring during the second week of classes, and used a club matching survey to help incoming students find clubs that fit their interests. Resulted in 39 new and maintained Registered Student Organizations.
- Created a satellite Beyond Food location in the Student Resource Building as a partnership between the Dean of Students office and Jupiter Campus Leadership. The pantry will open in Fall 2022 for students, faculty, and staff.

FAU Career Center team engaged with **12,109 unique students, or 43% of the FAU undergraduate student population.**

STUDENT SERVICES & ENGAGEMENT

- 97% of fall 21 FTIC and pathways students completed an assessment in Major Knowledge.
- 7,822 unique students claimed their Handshake account in 21-22. Over 45,800 individual students and alumni have utilized Handshake since launching this system in 2018.
- The Career Center held over 7,000 total one-on-one sessions with students and alumni. Students could schedule a meeting in person or virtually or meet with a Career Staff member during drop in hours.
- The Career Center reviewed 14,392 resumes and cover letters.
- 1,609 students participated in InterviewStream, which allows students to practice their interview skills to prepare for initial screenings, behavior-based questioning, and panel interviews.

INTERNSHIPS AND EXPERIENTIAL LEARNING

- Extended the ExSEL (job shadow) program to new employer partners allowing 27 students to shadow professionals at U.S Fish and Wildlife, Florida Department of Transportation, and Chrysalis Health during winter and spring breaks.
- 722 students registered for the Professional Internship Course, IDS 3949, a 25% increase over the previous year.
- Over 850 on-campus internships were recorded throughout summer, fall and spring from 73 different FAU Departments.
- The Career Center established the FAU Internship Advisory Council, a university-wide collaborative effort with the goal of identifying, capturing, and growing internships (on and off-campus) for FAU students.

EMPLOYER ENGAGEMENT

- In 2021-2022, 806 unique employers participated in at least one career program or event with 379 participated in more than one event. This was the highest level of employer engagement over the last 6 years.
- Through hybrid career fairs, employer participation grew from 522 (AY20-21) to 642 (AY 21-22).

FACULTY ENGAGEMENT

- 106 FAU Faculty members requested access to the Career Center Classroom to Careers Canvas assignments. 197 individual assignments were downloaded into courses. Each assignment requires students to engage with the FAU Career Center.

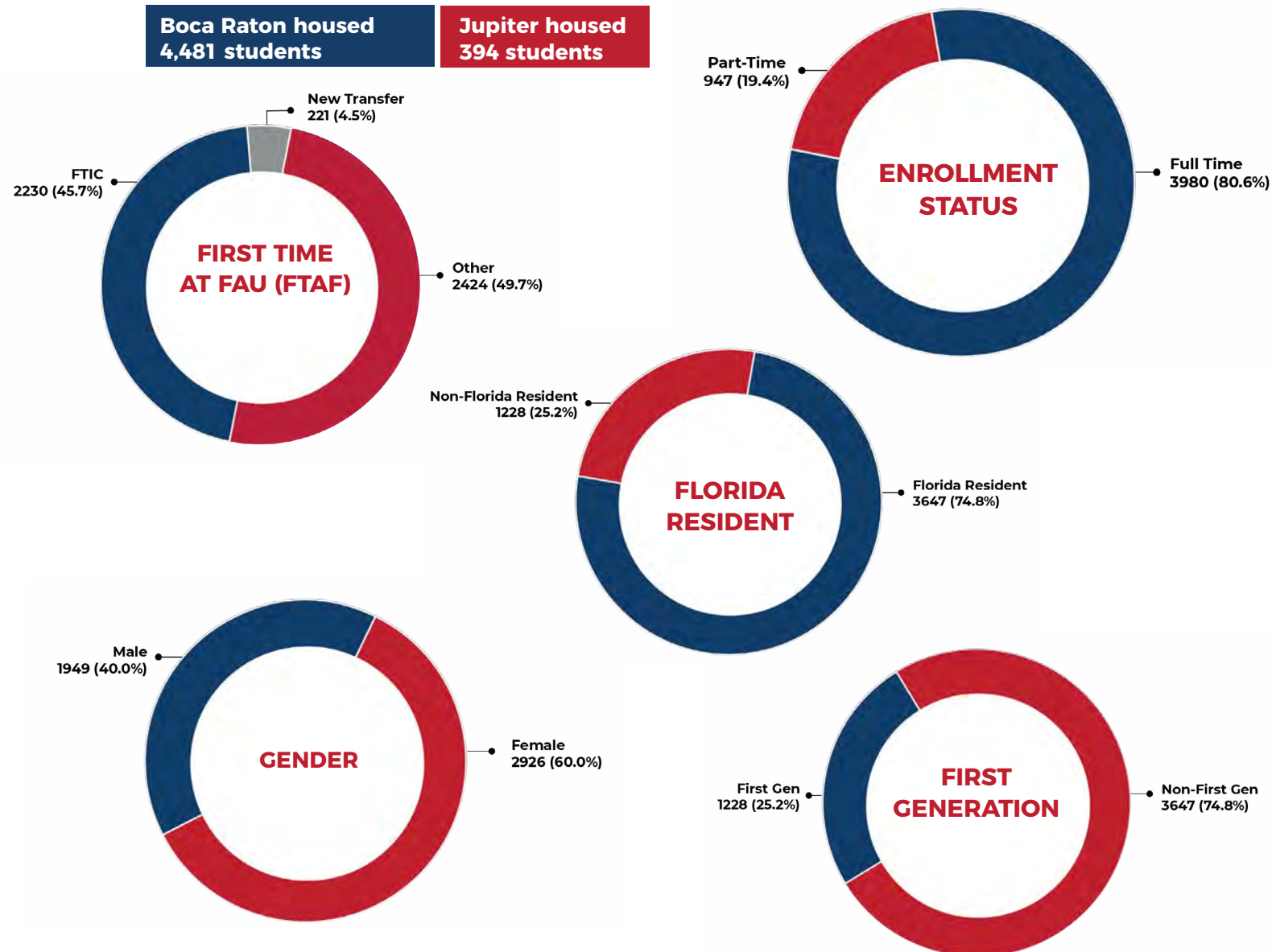


- Fall 2021 opened two new residence halls: Atlantic Park Towers in Boca Raton with 616 beds and Residence Hall 3 (RH3) in Jupiter with 165 beds.
- 2,482 Students renewed their housing contracts between the Boca Raton and Jupiter Campuses. Boca Students were able to chose their individual room while Jupiter students used room preferences. Both campuses had options for Gender Inclusive rooms.
- As part of the re-application process, RAs participated in the Resident Assistant Expo, where they presented on the Department curriculum and its connection to leadership and their role.
- Created the “Director’s List” to recognize the residents that earned a 4.0. 5.4% of the residential population in fall and 5.8% of the residential population in spring earned this honor.
- HRE hosted 726 events over the course of the year with a total attendance of 8,583 students.
- Resident Assistants held 13,134 one-on-one conversations with their students.

HOUSING OCCUPANCY (FALL 2021)

**Boca Raton housed
4,481 students**

**Jupiter housed
394 students**



STUDENT ACTIVITIES AND INVOLVEMENT AND STUDENT GOVERNMENT

- As part of Hazing Prevention Week, over 1,200 students went to the Anti-Hazing Prevention Summit.
- 354 unique students attended 1,409 Canvas trainings on a variety of topics including using Owl Central, Finances, Event Planning and RSO Resources.
- 18 Registered Student Organizations were created during AY 20-21 for a total of 324 Registered Student Organizations.
- For the students who attended the legislative training, 85% felt the training was relevant and 79% felt that the training was well structured.
- Student Government worked with Josh’s Bench to place a donated yellow bench featuring suicide hotlines and CAPS’s phone number on Diversity Way.
- Student Government passed a resolution to buy new furniture for the 24/7 study lounge.
- GPSA printed over 50 research posters for students to present their research at various conferences
- Program Board hosted over 40 events, including series such as BLUEsday, Cooking 101 (PB in the Kitchen), Grocery Bingo, and reintroduced Live After Dark.
- Over 14,000 students received free scantrons.



LEAD (LEADERSHIP EDUCATION AND DEVELOPMENT)

- In AY 21-22, 40 students participated in the Certified Student Leader program, and 15 students participated in the Elite Owls Program.
- 18 undergraduate students declared a leadership minor.
- iLead was restructured to allow for reflection and activities in both small and large group experiences. Over 85% of attendees found the small and large group design helpful and over 90% of the attendees said that the changes helped them meet new people during iLead. Additionally, 88% of student attendees said that they felt more connected to FAU after participating in iLead.

WEPPNER CENTER FOR CIVIC ENGAGEMENT AND SERVICE-LEARNING

- 40 people participated in the Spirit of Giving Drive, resulting in 80 gifts donated to in-need children in Palm Beach County.
- FAU students documented over 55,500 service hours in Noble Hour.
- 45 students participated in Owl Breaks Experiences during spring break, completing service with Habitat for Humanity, Tomorrow's Rainbow Hope Floats and picking crops to donate to a food bank. Owl Breaks was restructured to be 6 single day experiences so more students were able to participate.
- There were 538 student who participated across eight Day of Service activities and 33 students received service cords to wear at graduation.
- FAU renewed its designation as a Voter Friendly Campus for 2021-2022. Reporting a 71.1% voting rate, this was an 11% increase from the 2016 election cycle and 5.1% higher than the 2020 national average for all institutions. FAU Increased the voting rate across all race/ethnicity demographics and was awarded the All In Democracy Challenge Gold Seal.



FRATERNITY AND SORORITY LIFE

Council	Members
College Panhellenic Association (CPA)	789
Inter-fraternity Council (IFC)	540
United Greek Council (UGC)	36
National Pan-Hellenic Council (NPHC)	79

- 144 new students joined Greek life this year, a 32% increase from AY 19-20 (non COVID comparison).
- Over the course of the year, Greek students raised \$106,784.09 for charitable organizations.
- 1,479 Students attended the Sunshine State Classic Step Show.
- Over the 2021-2022 academic year, Fraternity & Sorority Life solidified the addition of four new Greek organizations to the FAU community.
 - Beta Theta Pi (IFC) and Sigma Iota Alpha (UGC) a historically Latina Sorority were established in AY 21-22.
 - In academic year 22-23 Sigma Delta Tau (CPA), a historically Jewish Sorority, and Delta Kappa Delta (UGC), a South Asian interest sorority will be established.

MILITARY AND VETERANS STUDENT SUCCESS CENTER

- Rated as a top 10 Gold School by "Military Friendly" by VIQTORY | Military Friendly as an ideal institution for military service-members and veteran students based on the expansion of services.
- For the first time, FAU has been recognized as the 2022-2023 Military Spouse Friendly® Schools.
- Military and Veterans Student Success Center submitted 2,939 certifications for VA education benefits (chapters 30, 31, 33, 35, and 1606) for active duty service members, veterans, and dependents, generating over 2 million dollars in tuition payment.
- The Military and Veterans Student Success Center sponsored events aimed at commemorating significant veteran observances or honoring our military and veteran students with 175 attendees.

STUDENT MEDIA

- 21 students who were involved in student media secured internships/jobs or graduate school placements in communications or media.
- The University Press (UP) grew its online content views from 80,000 to 185,000, a 131% increase.
- Six OWL TV students and their adviser participated in the International Documentary Film Festival in Amsterdam. This is the most important international film festival in the world, uniting important film makers and educators.
- The University Press won three best of SNO web awards and the OWL TV film "Piano Boy," directed by Imani Marable, placed in the New Florida Cinema Film Festival.

CENTER FOR IDEAs (INCLUSION, DIVERSITY EDUCATION, AND ADVOCACY)

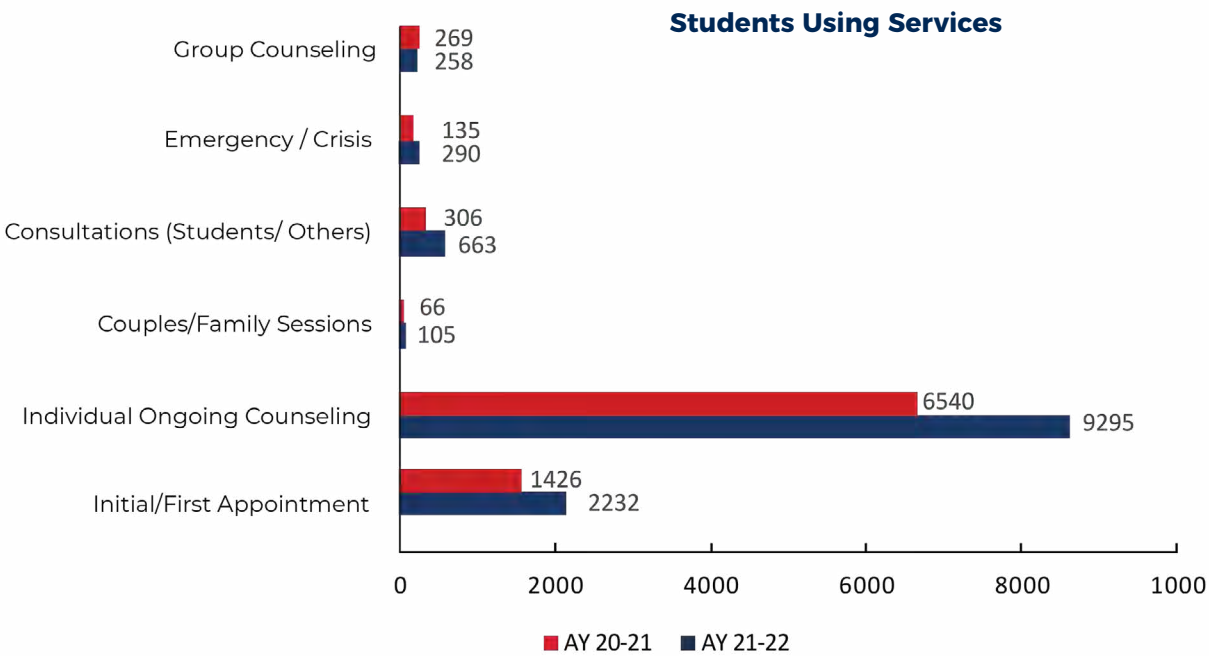
- On average, 94% of the students who attended Center for IDEA's signature events, including Drag Show, Festival of Nations, Futuros Retreat, WeLead Conference and the various Welcome Receptions felt that people who shared their identities were accepted at FAU.
- To meet the changing needs of students, the Office of Hispanic/Latinx Initiatives had 3 Futuros retreats, including one for the students at the Jupiter Campus.
- Spaces for the Center for IDEAs were identified on both the Davie and Jupiter Campuses. The Davie space has a large lounge area for students that includes programmatic space and office space for future staff member(s) to use. The Jupiter campus has a lounge area for smaller programs to take place along with a designated work station for a staff member.
- The LGBTQ+ Initiatives and Allyship programs attended the Miami Beach Pride Parade on April 10. Sixty students and 6 staff members represented the institution during the parade.
- Over 550 students attended an expanded Festival of Nations event on the Boca Raton, Davie, Ft. Lauderdale, Dania Beach, and Jupiter Campuses.
- In fall 2021, the Center for IDEAs hosted Welcome Receptions for Hispanic/Latinx, LGBTQ+, Black, and International Students. 222 students attended these events.

FIRST-GENERATION STUDENT SUCCESS CENTER (FGSSC)

- For the 285 students who participated in either RISE or UMI, 221 students completed a resume review, practice interview, or a career action plan by the end of the academic year. Of the 221, 100% also matriculated from fall to spring semester without any financial holds after meeting with a Financial Aid Advisor and completing a financial literacy workshop.
- Through events and programs, First-Generation Student Success had 234 office visits and 888 interactions through events and programs
- Updated the Kelly/Strul Emerging Scholars Program curriculum around 4 pillars: Acceptance, Owl Pride and Getting Involved, Graduation Prep, and Giving Back
- 14 Kelly/Strul Emerging Scholars graduated debt free within four years or less
- FAU welcomed the Inaugural Tri-Alpha First-Generation Honors Society, inducting 68 students and alumni



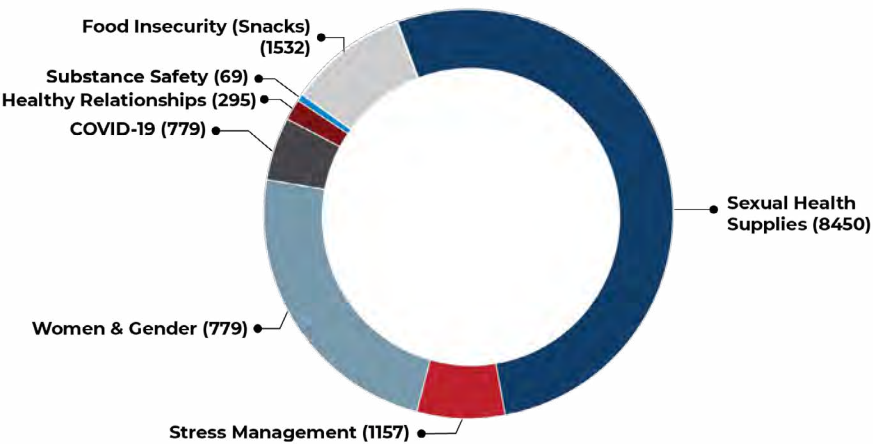
COUNSELING AND PSYCHOLOGICAL SERVICES (CAPS)



- On the Spring 2022 Client Satisfaction Survey, 91% of students said that attending services at CAPS positively impacted their academic experience. 100% of students said they would recommend CAPS services to another person.
- To decrease the stigma around counseling, CAPS launched the Let's Talk program as a 'drop-in' where students can informally interact with a mental health consultant outside of the center. The locations included some of the Boca Residence Halls, as well as within the College of Medicine and the International Student Services Office. Of the students who attended, over 97% said they were either more likely or likely to attend counseling services at CAPs if needed.

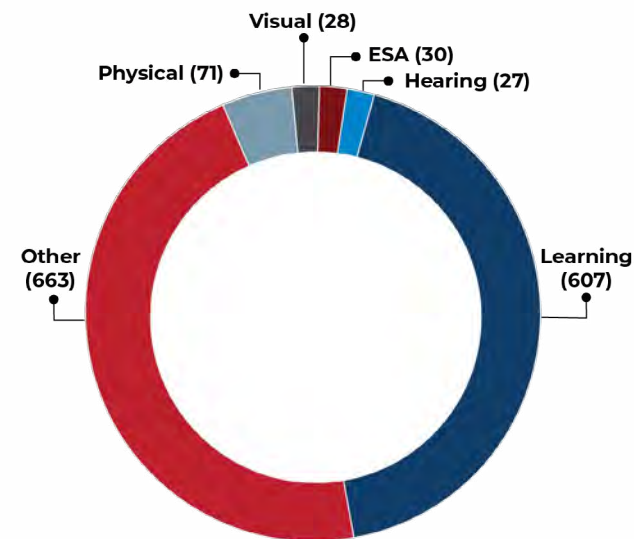
OWLS CARE HEALTH PROMOTION

- OCHP expanded resource distribution to include a wellness resource order form.
- Launched MYFAU Health & Wellness website to help students connect to health and wellness resources. So far, 5,480 unique users have used the website resulting in 16,870 screen views.
- 6,914 students completed AlcoholEDU and 5,404 participated in Sexual Assault Prevention for Undergraduates



STUDENT ACCESSIBILITY SERVICES (SAS)

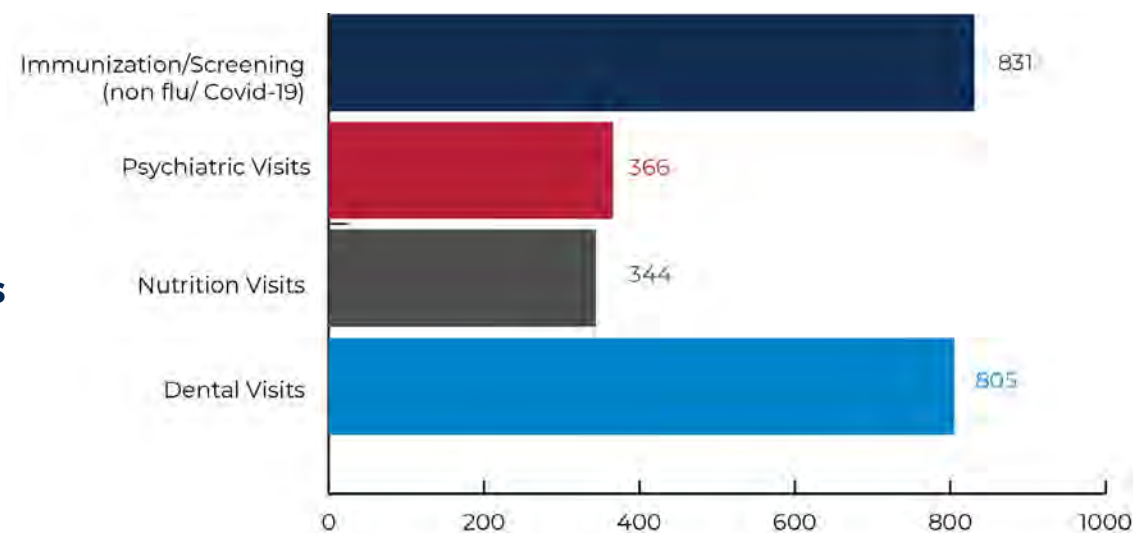
- In AY 21-22 1,426 students registered with Student Accessibility Services, the highest number in 5 years.
- SAS received 737 new case files, a 41% increase from AY 20-21. Of the new cases that required academic accommodations, 97% met with SAS in an intake process, 87% had follow up appointments, and 87% of the students who used accommodations earned a 2.5 GPA or better.
- Created a web page of 25 useful apps, along with training videos on how to use the apps.
- Three SAS staff members submitted proposals for the 2022 National AHEAD Conference. All three proposals were accepted and will be presented in Cleveland, Ohio in July 2022.



STUDENT HEALTH SERVICES

- Served 4,393 unique patients with 6,648 medical clinic visits on all campuses (Jupiter 266, Davie 124, Boca 6,258).
- SHS preformed 1,308 free STI screenings. This year, SHS also introduced free HIV screenings and performed 599 screenings.
- 94% of survey respondents said that having access to a health center on campus improved their experience at FAU.
- 658 doses of Influenza vaccines to were given to students, faculty, and staff.
- Since the start of the university pandemic response, SHS worked with the university to administer 4,099 Covid-19 tests, 1,685 Covid-19 Vaccines (single or multi-dose), and provided case and contact tracking for 9,978 individuals. Overall there were 2,230 visits to the Respiratory Illness Clinic.

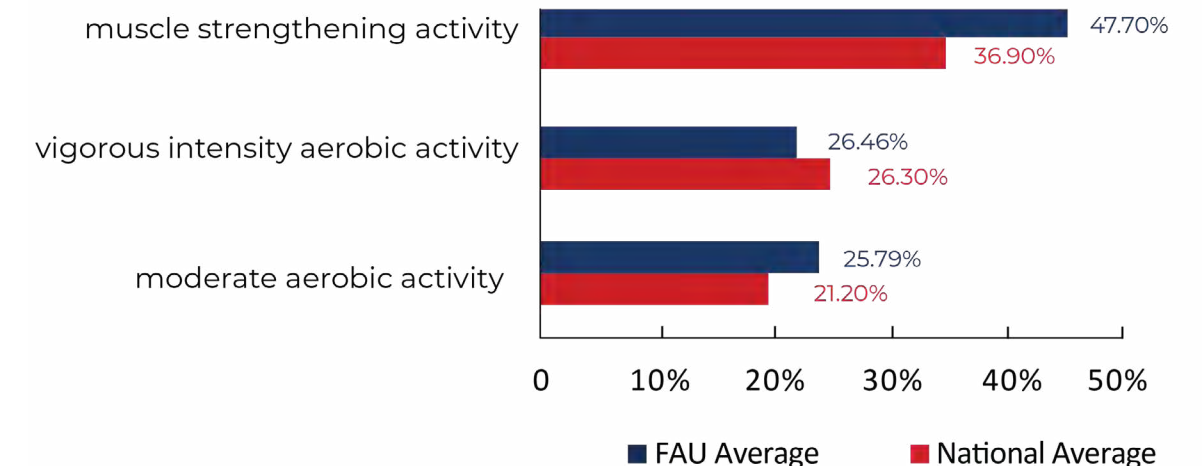
Non Clinical Services at SHS



CAMPUS RECREATION

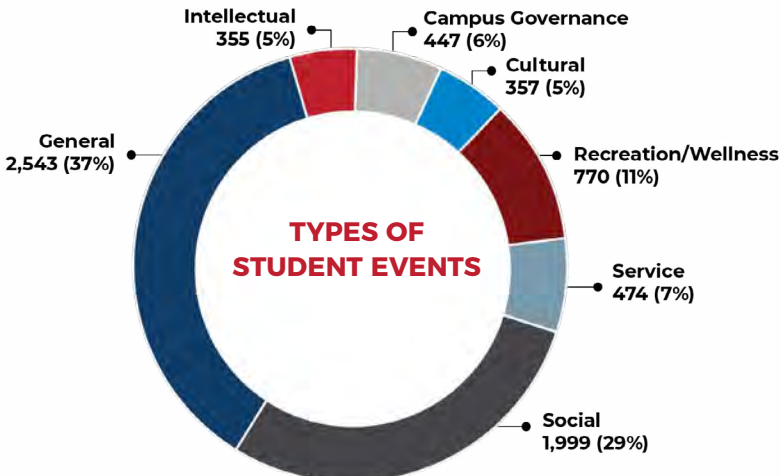
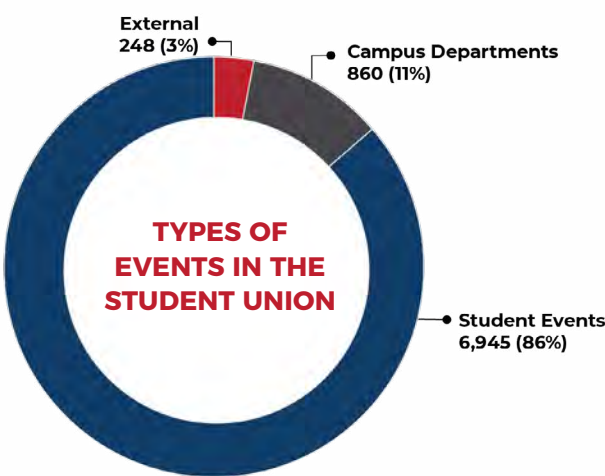
- University-Wide there were 260,358 visits to Campus Recreation Facilities, leading to 17,867 unique users. 1,176 people participated across 312 teams in Intramural Sports including Soccer, Ultimate Frisbee, Basketball, and Softball.
- 938 students also participated in club sports, a 23% increase over the previous highest year (AY 16-17).
- Through offerings at Boca, Jupiter, Davie, and virtually, 2,751 people engaged in group fitness. The most popular classes were cycling, yoga and boxing boot camp. In spring 2022, 44% of group fitness classes were in the "Green Zone" (classes that had at least 60% capacity).
- A new Fitness Center in RH3 was opened in October, and additional Outdoor Fitness Space opened in March on the Jupiter Campus.

% meeting recommended physical activity (FAU vs National Avg)





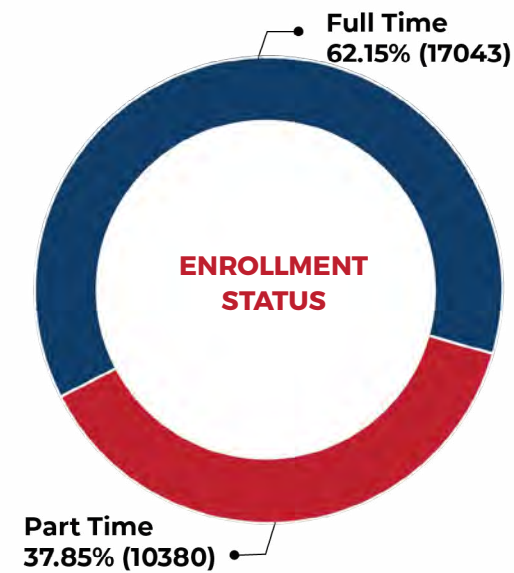
- The FAU Student Union employed over 40 student employees throughout the year. All Union student workers complete on-line training modules in addition to CORE.
- Five student employees attended the ACUI National Conference and three of them presented at the conference.
- The FAU Student Union held monthly State of the Union meetings for student and professional staff to share updates and provide continual training.
- Over 100,000 people entered the Student Union this year, the highest number recorded since employees began completing lobby counts.
- The Student Union was able to grow their revenue to \$549,400.
- Five Esports Teams were added to the Esports Arena this year. Three of the five competed on the national stage winning 4th, 3rd and 1st place in the tournaments.



- Upward Bound and Upward Bound Math and Science had over 1,200 students participate in a college visit with a total of 205 sessions.
- Over 80% of all current and prior UB participants either enrolled in a program of postsecondary education by the fall term immediately following high school graduation or received notification from an institution of higher education by the fall term immediately following high school for acceptance but deferred enrollment until the next academic semester (e.g. spring semester).
- Upward Bound partnered with The Scholarship Plug to help students find private and public scholarships, allowing Upward Bound Staff to concentrate on academics.



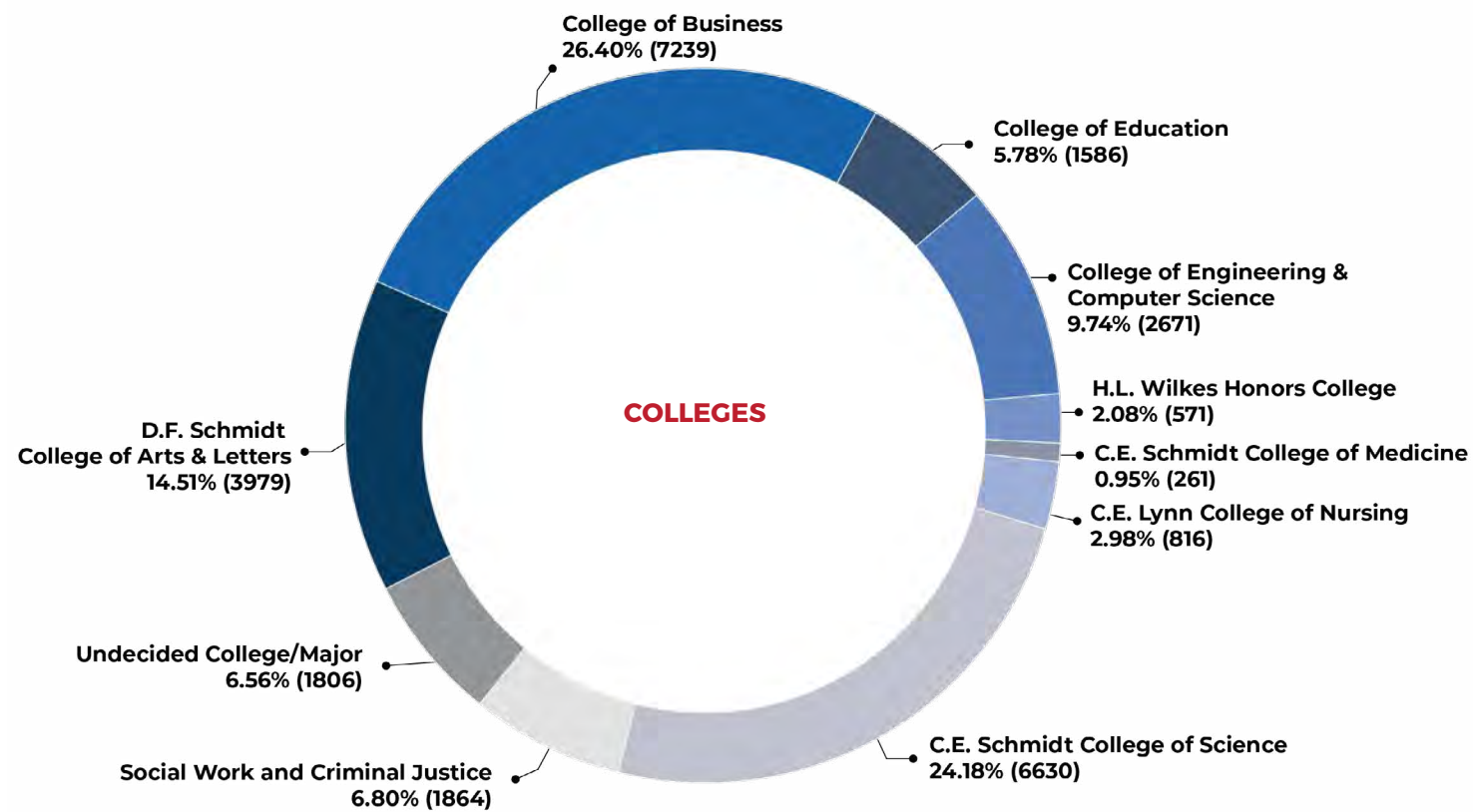
TOTAL STUDENT ENGAGEMENT



27,423
UNIQUE PARTICIPANTS

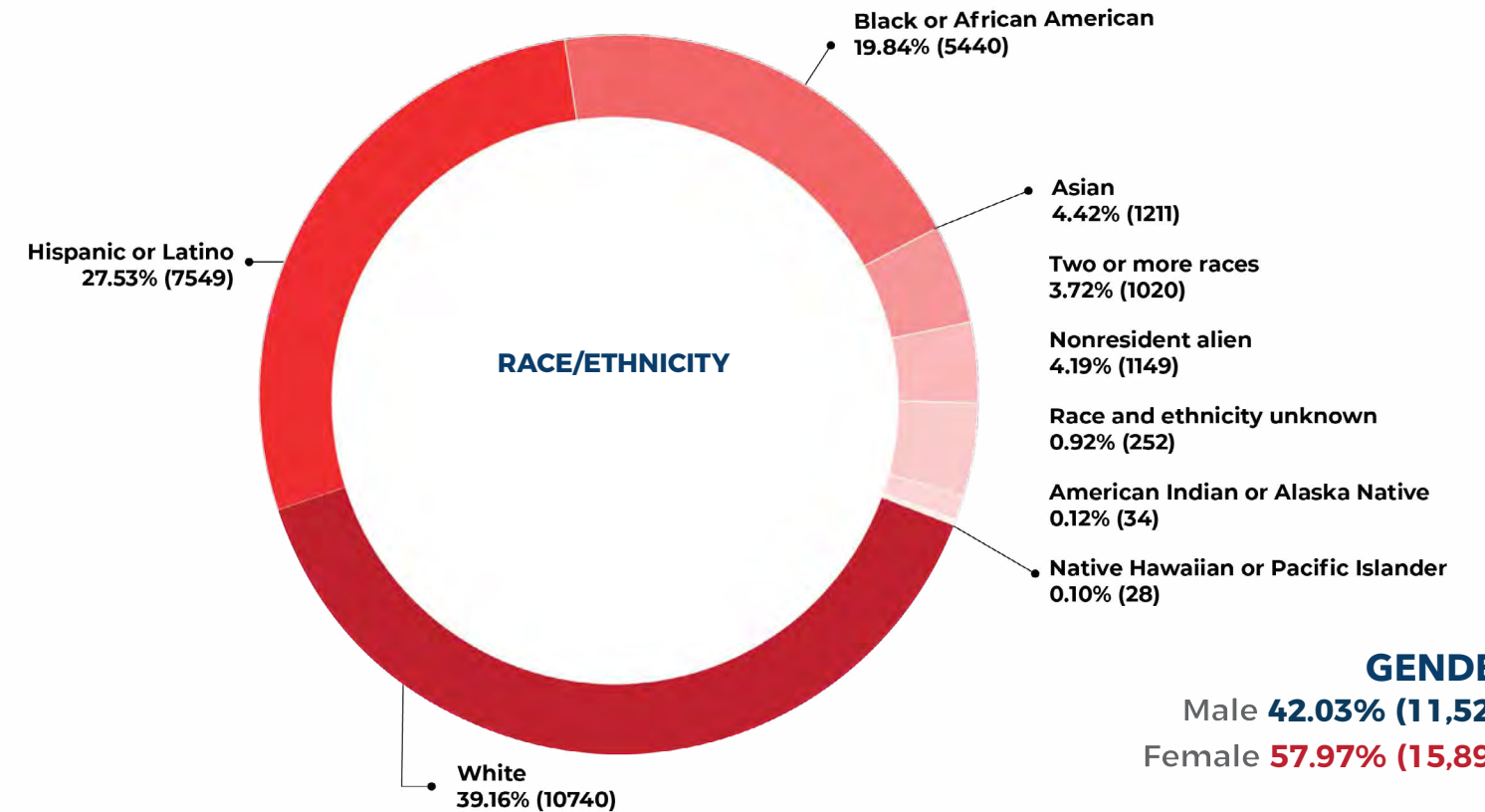
74.71%
UNIVERSITY ENGAGED

*Please note in demographics students who change categories may be counted twice



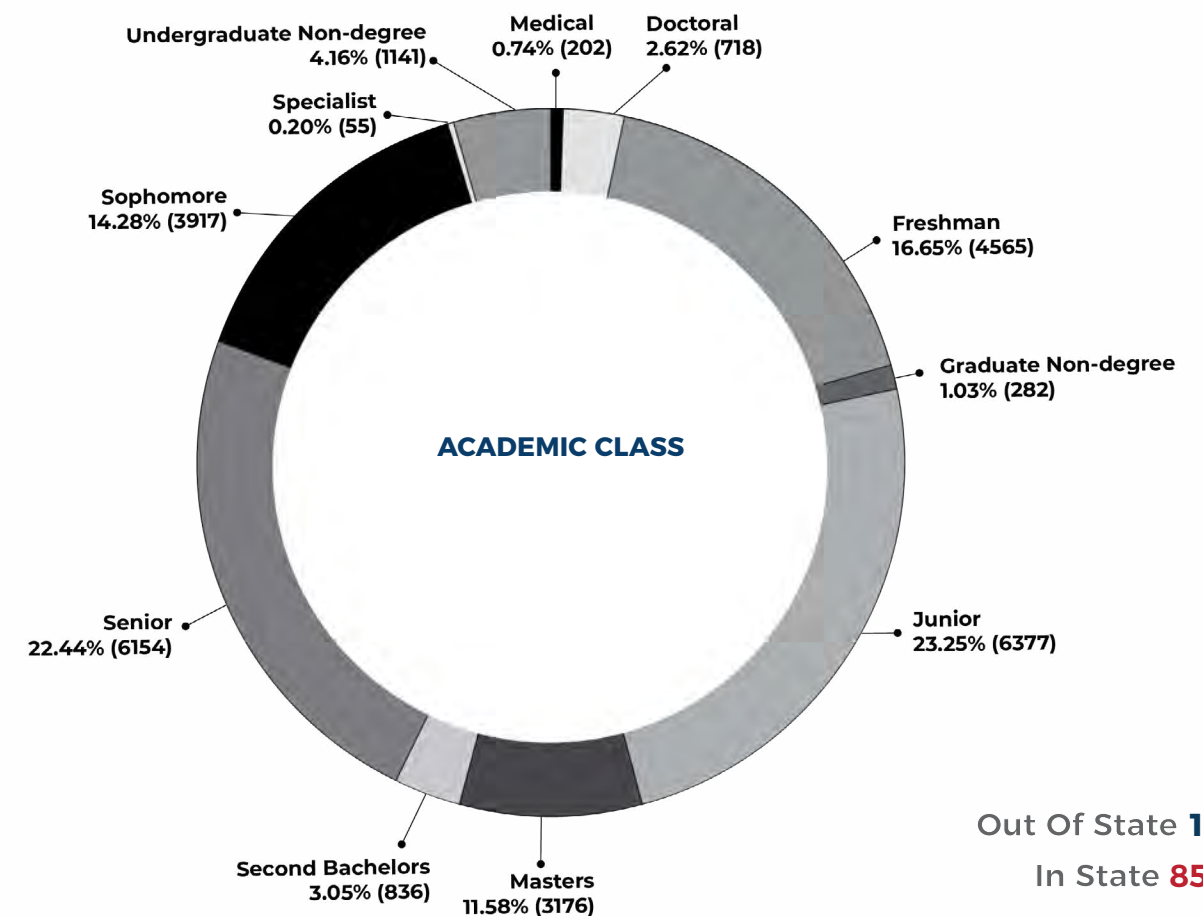
FIRST-GENERATION 29.85% (8,185)
NON FIRST-GENERATION 70.15% (19,238)

TOTAL STUDENT ENGAGEMENT



GENDER

Male **42.03% (11,527)**
Female **57.97% (15,896)**



RESIDENCY

Out Of State **14.29% (3,920)**
In State **85.71% (23,503)**



FLORIDA ATLANTIC UNIVERSITY

**DIVISION OF STUDENT AFFAIRS
AND ENROLLMENT MANAGEMENT**

fau.edu/student

**We're all about
STUDENTS**