




ACTIVITY AND SERVICE FEE BUDGET
FISCAL YEAR 2026-2027

ADOPTED BY
FLORIDA ATLANTIC UNIVERSITY
STUDENT GOVERNMENT

Approvals & Signatures

Brenda Nelson
Associate Director
A&S Accounting and Budget

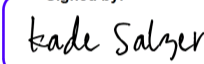
Signed by:

AEDD1B45A7DD4EB

Darsham Gonzalez
Student Body President


Signed by:

475A2334A03C4A1...

Kade Salzer
Student Body Vice President
UBAC Chair

Signed by:

D3BF783F03EF4E6...

Larry Faerman
Vice President
Student Affairs

Signed by:

2723D43AB2A24E9...

Dylan Salisbury
Student Body Chief Financial Officer

Signed by:

16364C008C244BC...

Florida Atlantic University
Student Government Budget
Fiscal Year 2026-2027

Student Government Budget	
Activity and Service Fee Operating Budget	
Revenue	
Beginning Fund Balance	\$ 8,942,326
Projected Activity & Service Fee Revenue	Credit Hours
Summer	152,438
Fall	359,088
Spring	<u>340,747</u>
Total Credit Hours	<u>852,273</u>
Projected A & S Fee Revenue (Total Credit Hours @ 12.32/Credit Hour)	10,500,003
Total Revenue	<u>19,442,329</u>
Expense	
S&B, OPS, Expense	
University Wide Expense	6,256,678
Boca Raton Campus Expense	924,125
Broward Campus Expense	233,794
Northern Campus Expense	<u>224,300</u>
Total S&B, OPS, Expense	<u>7,638,895</u>
Overhead	213,889
Transfers Out	<u>5,111,063</u>
Total Expense	<u>12,963,847</u>
Ending Fund Balance	<u>6,478,482</u>
<hr/>	
Student Government Auxiliary Revenue Budget	
Revenue	
Beginning Fund Balance	599,091
Projected Revenue	31,750
Transfers In from A&S Operating	<u>2,500</u>
Total Revenue	<u>633,341</u>
Expense	
OPS, Expense	542,068
Overhead	15,178
Transfers Out	
Total Expense	<u>557,246</u>
Ending Fund Balance	<u>76,095</u>
<hr/>	
Student Government Reserve Budget	
Revenue	
Beginning Fund Balance	1,442,329
Projected Revenue	
Transfers In from A&S Operating	<u>191,000</u>
Total Revenue	<u>1,633,329</u>
Expense	
OPS, Expense	460,000
Overhead	12,880
Transfers Out	
Total Expense	<u>472,880</u>
Ending Fund Balance	<u>1,160,449</u>
Student Government Ending Fund Balance	<u>7,715,026</u>

Florida Atlantic University
 Activity and Service Fee Budget
 Annual Revenue Projected by Source
 Fiscal Year 2026-2027

	Summer	Fall	Spring	Projected Credit Hours
Boca Campus	132,631	272,032	307,558	712,221
Broward Campus	15,700	76,252	22,881	114,833
Northern Campus	4,107	10,804	10,308	25,219
Sub-Total	152,438	359,088	340,747	852,273

	Summer	Fall	Spring	Projected Credit Hours
Boca Campus	15.6%	31.9%	36.1%	83.6%
Broward Campus	1.8%	8.9%	2.7%	13.5%
Northern Campus	0.5%	1.3%	1.2%	3%
Sub-Total	17.9%	42.1%	40%	100%

Florida Atlantic University
 University Wide Activity and Service Fee Accounts
 Budget Summary and Detail
 Fiscal Year 2026-2027

Smart Tag	Cost Center	Department	S/B*	OPS	EXP	Expense Sub-Total	Overhead	Rev/Res Transfers Out	Total Expense
TAG000493	CC0302	Jupiter Burrow Activity Center	163,493	86,760	13,200	263,453	7,377	1,000	271,830
TAG001294	CC0646	Jupiter Campus Recreation						387,625	387,625
TAG001295	CC0645	Broward Wellness Center						205,081	205,081
TAG001296	CC0644	Broward Program Board		46,575	88,500	135,075	3,782		138,857
TAG001297	CC0643	Student Involvement and Lead	64,477	14,260	8,515	87,252	2,443		89,695
TAG001309	CC0601	Davie Student Union Operation	153,173	189,091	90,472	432,736	12,117		444,853
TAG001311	CC0580	Jupiter Program Board		33,210	109,320	142,530	3,991		146,521
TAG001313	CC0577	Boca Campus Recreation						2,420,000	2,420,000
TAG001315	CC0574	SG Banquet			16,258	16,258	455		16,713
TAG001323	CC0812	Student Involvement and Leadership Jupiter	66,345		15,550	81,895	2,293		84,188
TAG001347	CC0549	Unallocated			1,605,000	1,605,000	44,940	30,000	1,679,940
TAG001488	CC0579	SG Conference Travel			30,000	30,000	840		30,840
TAG001489	CC0580	Boca Raton Program Board		104,330	462,080	566,410	15,859		582,269
TAG001492	CC0583	Director of Student Media	223,576		4,225	227,801	6,378		234,179
TAG001493	CC0584	SAI Events		14,400	39,375	53,775	1,506		55,281
TAG001494	CC0585	Graduate & Professional Student Orgs (GPSO)			25,000	25,000	700		25,700
TAG001495	CC0586	Graduate & Professional Student Assoc. (GPSA)		35,160	150,000	185,160	5,184		190,344
TAG001496	CC0587	Homecoming		13,500	161,500	175,000	4,900		179,900
TAG001499	CC0590	SG Lobby			25,000	25,000	700		25,700
TAG001500	CC0591	Office of Greek Life	334,482	27,045	19,750	381,277	10,676		391,953
TAG001501	CC0592	Student Accessibility Week			3,000	3,000	84		3,084
TAG001502	CC0593	SG President Executive Project			40,000	40,000	1,120		41,120
TAG001503	CC0594	Owl Radio Station		39,038	21,500	60,538	1,695		62,233
TAG001504	CC0595	SG Senate Contingency			40,000	40,000	1,120		41,120
TAG001505	CC0596	A&S Accounting & Budget Office	212,331	42,901	9,407	264,638	7,410		272,048
TAG001506	CC0597	SG Elections			2,000	2,000	56		2,056
TAG001507	CC0598	SG Judicial Branch		11,520	2,000	13,520	379		13,899
TAG001508	CC0599	Owl TV Station		30,638	27,850	58,488	1,638		60,125
TAG001509	CC0600	SG Advisor Office	136,289		20,500	156,789	4,390		161,179
TAG001510	CC0601	SG Operations			82,878	82,878	2,321		85,199
TAG001511	CC0602	SG Senate			750	750	21		771
TAG001513	CC0604	Traditions Projects			40,000	40,000	1,120		41,120
TAG001514	CC0605	University Press Newspaper		29,925	12,000	41,925	1,174		43,099
TAG001515	CC0606	University Wide Stipends		84,360	12,560	96,920	2,714		99,634
TAG001516	CC0607	Military and Veterans Student Success Center			34,830	34,830	975		35,805
TAG001517	CC0608	SG VP Executive Projects			9,750	9,750	273		10,023
TAG001518	CC0609	Weeks of Welcome			15,000	15,000	420		15,420
TAG003502	CC1307	Student Activities And Involvement	548,842	54,000	74,278	677,120	18,959		696,080
TAG003543	CC1369	Boca Raton Student Union						2,064,856	2,064,856
TAG004958	CC1874	SG University Masco		12,000	46,000	58,000	1,624	2,500	62,124
TAG006850	CC2130	Student Government Ride Share			100,000	100,000	2,800		102,800
TAG008792	CC2346	Harbor Branch Oceanographic Institute-HBOI		7,320	19,590	26,910	753		27,663
			1,903,009	876,032	3,477,638	6,256,678	175,187	5,111,063	11,542,927

* Salaries and Benefits include possible merit/state increases

Labor Detail

Salaries & Benefits

	Position	FTE	Base Salary	Benefits		Sub-total	Possible Merit or Bonus including Benefits @ 3%	Total
Assistant Director, Jupiter	1014550	1	61,368	23,934		85,302		85,302
Associate Director Facilities Operations	980107	0.25	18,798	7,331		26,129		26,129
Director	990331	0.25	26,990	10,526		37,516		37,516
Transfers Out to TAG001415	0	1	-148,947			-148,947		-148,947
Total Salaries and Benefits								

OPS Detail

	Non-Student	Hourly Rate	# of Hours per Week	# of Weeks in the Year	# of People in the Position		Subtotal of OPS Wages	OPS Fringe Costs	Total OPS Costs
IM Supervisor		17.00	10	23	1		3,910		3,910
IM Officials		15.00	8	23	4		11,040		11,040
Lifeguards		18.00	15	41	2		22,140		22,140
Operations Assistant		15.00	8	45	9		48,600		48,600
Group Fitness Instructors		17.00	2	26	1		884		884
Transfers Out to TAG001415		-86,574.00	1	1	1		-86,574		-86,574
Total OPS									

Expense Detail

Food Services	3,500
Programs and Services	13,975
Support Services	85,162
Support Services	-102,637
Total Expense	

Transfers Out

Transfers Out to TAG001415	347,625
Transfers Out to TAG001924	40,000
Total Transfers Out	387,625

Overhead 2.8%

Total Overhead and Transfers Out	387,625
---	----------------

Total Jupiter Campus Recreation	387,625
--	----------------

Labor Detail

Salaries & Benefits

	Position	FTE	Base Salary	Benefits		Sub-total	Possible Merit or Bonus including Benefits @ 3%	Total
Director	990331	0.25	26,990	10,526		37,516		37,516
Associate Director, Facilities Operations	980107	0.25	18,798	7,331		26,129		26,129
Transfers Out to TAG001416	0	1	-63,645			-63,645		-63,645
Total Salaries and Benefits								

OPS Detail

	Non-Student	Hourly Rate	# of Hours per Week	# of Weeks in the Year	# of People in the Position		Subtotal of OPS Wages	OPS Fringe Costs	Total OPS Costs
Operations Assistant - Front Desk (Summer Hours)		15.00	21	14	4		17,640		17,640
Operations Assistant - Front Desk (Adjusted Hours)		15.00	20	3	5		4,500		4,500
Operations Assistant - Front Desk (Normal Hours)		15.00	23	32	5		55,200		55,200
Operations Specialist		18.00	28	47	1		23,688		23,688
Transfers Out to TAG001416		-101,028.00	1	1	1		-101,028		-101,028
Total OPS									

Expense Detail

Food Services	250
Programs and Services	3,850
Support Services	-34,822
Support Services	30,722
Total Expense	

Transfers Out

Transfers Out to TAG001416	205,081
Total Transfers Out	205,081

Overhead 2.8%

Total Overhead and Transfers Out	205,081
---	----------------

Total Broward Wellness Center	205,081
--------------------------------------	----------------

OPS Detail

	Non-Student	Hourly Rate	# of Hours per Week	# of Weeks in the Year	# of People in the Position		Subtotal of OPS Wages	OPS Fringe Costs	Total OPS Costs
Assistant Homecoming Director Broward		15.00	15	25	1		5,625		5,625
Broward Program Board Director		15.50	20	45	1		13,950		13,950
Broward Program Board Coordinator		15.00	20	45	2		27,000		27,000
Total OPS									46,575

Expense Detail

Food Services									18,000
Programs and Services									65,000
Support Services									3,000
Travel									2,500
Total Expense									88,500

Overhead 2.8% 3,782

Total Broward Program Board **138,857**

Labor Detail

Salaries & Benefits

	Position	FTE	Base Salary	Benefits		Sub-total	Possible Merit or Bonus including Benefits @ 3%	Total
Associate Director	1003186	1	60,646	23,652		84,298	2,529	86,827
Coordinator	980460	1	46,341	18,073		64,414	1,932	66,346
Total Salaries and Benefits								153,173

OPS Detail

	Non-Student	Hourly Rate	# of Hours per Week	# of Weeks in the Year	# of People in the Position		Subtotal of OPS Wages	OPS Fringe Costs	Total OPS Costs
Operations Manager		15.00	18	49	9		119,070		119,070
Student Assistant		15.00	18	49	3		39,690		39,690
Marketing Intern		17.00	20	49	1		16,660		16,660
Davie Student Union Intern		15.50	18	49	1		13,671		13,671
Total OPS									189,091

Expense Detail

Food Services	8,050
Programs and Services	18,000
Support Services	62,922
Travel	1,500
Total Expense	90,472

Overhead 2.8%	12,117
---------------	--------

Total Davie Student Union Operation	444,853
--	----------------

OPS Detail

	Non-Student	Hourly Rate	# of Hours per Week	# of Weeks in the Year	# of People in the Position		Subtotal of OPS Wages	OPS Fringe Costs	Total OPS Costs
Director		15.50	20	36	1		11,160		11,160
Assistant		15.00	15	32	2		14,400		14,400
Homecoming Assistant Director Jupiter		15.00	15	32	1		7,200		7,200
Homecoming Assistant Director Jupiter (Summer)		15.00	10	3	1		450		450
Jupiter Program Board Coordinator		15.00	15	32	0				
Total OPS									33,210

Expense Detail

Food Services									5,000
Programs and Services									95,000
Support Services									2,320
Travel									7,000
Total Expense									109,320

Overhead 2.8% 3,991

Total Jupiter Program Board 146,521

Labor Detail

Salaries & Benefits

	Position	FTE	Base Salary	Benefits		Sub-total	Possible Merit or Bonus including Benefits @ 3%	Total
Campus Rec, Director	990331	0.5	53,981	21,053		75,034		75,034
Associate Director, Facilities Operations	980107	0.5	37,595	14,662		52,257		52,257
Assistant Director, Recreation Operations	980416	1	60,000	23,400		83,400		83,400
Assistant Director, Business Operations and Administration	980326	0.5	26,756	10,435		37,191		37,191
Assistant Director, Fitness & Wellness	980352	1	57,165	22,294		79,459		79,459
Coordinator, Reservations & Operations	990401	0.75	33,000	12,870		45,870		45,870
Coordinator, Finance	979884	1	43,255	16,869		60,124		60,124
Coordinator, Fitness	990344	1	44,000	17,160		61,160		61,160
Assistant Director, Sport Programs	1014055	1	57,500	22,425		79,925		79,925
Associate Director, Programs and Wellness Initiatives	979870	1	75,190	29,324		104,514		104,514
Assistant Director, Accounting and Finance	1014292	0.48	33,100	12,909		46,009		46,009
Coordinator, Sport Programs	980939	1	44,000	17,160		61,160		61,160
Student Government Office Manager	1000015	0.10463	4,872	1,900		6,772		6,772
Associate Vice President, Student Affairs	990090	0.25	46,892	18,288		65,180		65,180
Assistant Director, Outdoor Programs	980103	0.5	27,553	10,746		38,299		38,299
Transfer out to TAG001364	0	1	-980,504			-980,504		-980,504
Maintenance Supervisor	1031684	1	55,000	29,150		84,150		84,150
Total Salaries and Benefits								

OPS Detail

	Non-Student	Hourly Rate	# of Hours per Week	# of Weeks in the Year	# of People in the Position		Subtotal of OPS Wages	OPS Fringe Costs	Total OPS Costs
Lifeguard		18.00	7	50	7		44,100		44,100
Facility Supervisor		17.00	8	50	13		88,400		88,400
Operations Assistants		15.00	8	50	30		180,000		180,000
Social Media Manager		15.00	15	45	2		20,250		20,250
Sport Programs PA		18.00	15	49	2		26,460		26,460
Sport Programs Supervisors		17.00	13	49	4		43,316		43,316
Intramural Sport Officials		15.00	6	49	20		88,200		88,200
Group Fitness Instructors		17.00	3	49	10		24,990		24,990
Group Fitness Instructors - (Non-Student)		20.00	1	49	8		7,840		7,840
Special Event (GF)		15.00	1	30	23		10,350		10,350
Group Fitness Instructors - Nonstudent		30.00	2	49	6		17,640		17,640
Special Events Staffing		15.00	8	50	1		6,000		6,000
Sport Club Specialist		21.00	28	49	1		28,812		28,812
Accounting and Finance Interns		17.00	20	49	1		16,660		16,660
Marketing Intern		17.00	15	47	1		11,985		11,985
Field Monitor		15.00	5	49	2		7,350		7,350
Lead Lifeguard - Instructor Rate		19.00	7	50	3		19,950		19,950
Transfer out to TAG001364		-705,771.00	1	1	1		-705,771		-705,771
Operation Specialist		18.00	20	50	1		18,000		18,000
Aquatic Specialist		21.00	12	24	1		6,048		6,048
Generalist Intern		18.00	20	47	1		16,920		16,920
Membership Specialist		18.00	25	50	1		22,500		22,500
Total OPS									

Expense Detail

Food Services									6,200
Programs and Services									24,588
Support Services									515,293
Support Services									-551,081
Travel									5,000
Total Expense									

Transfers Out

Transfers Out to TAG001364									2,300,000
Transfers Out to TAG001231									120,000
Total Transfers Out									2,420,000

Overhead 2.8%

Total Overhead and Transfers Out									2,420,000
---	--	--	--	--	--	--	--	--	------------------

Total Boca Campus Recreation									2,420,000
-------------------------------------	--	--	--	--	--	--	--	--	------------------

Smart Tag	Cost Center	Account Name	Campus	Account Manager
TAG001315	CC0574	SG Banquet	University-Wide	Associate Director, Student Activities and Involvement

Expense Detail

Programs and Services

16,258

Total Expense

16,258

Overhead 2.8%

455

Total SG Banquet

16,713

Smart Tag	Cost Center	Account Name	Campus	Account Manager
TAG001347	CC0549	Unallocated	University-Wide	ASAB Associate Director
Expense Detail				
				1,605,000
				<u>1,605,000</u>
Transfers Out				
				30,000
				<u>30,000</u>
				44,940
				<u>74,940</u>
				<u>1,679,940</u>

Rider: \$155,000 will be ridered for the Grammarly program and the Chief Financial Officer will write EJF's for items budgeted in TAG001347 that are not being transferred out to different tags for their use during FY2026-2027 with the remaining amount in TAG001347 (Unallocated) to be used at the Chief Financial Officer's discretion

Smart Tag	Cost Center	Account Name	Campus	Account Manager
TAG001488	CC0579	SG Conference Travel	University-Wide	Student Government Chief Financial Officer

Expense Detail

Programs and Services	30,000
Total Expense	30,000
Overhead 2.8%	840
Total SG Conference Travel	30,840

Labor Detail

Salaries & Benefits

	Position	FTE	Base Salary	Benefits		Sub-total	Possible Merit or Bonus including Benefits @ 3%	Total
Assistant Director of Student Media	991412	1	60,656	23,656		84,312	2,529	86,842
Assistant Director of Student Media	979646	1	52,253	20,379		72,631	2,179	74,810
Director of Student Media	980247	0.5	43,252	16,868		60,120	1,804	61,923
Total Salaries and Benefits								223,576

Expense Detail

Food Services								525
Programs and Services								1,000
Support Services								1,200
Travel								1,500
Total Expense								4,225

Overhead 2.8% 6,378

Total Director of Student Media **234,179**

Smart Tag	Cost Center	Account Name	Campus	Account Manager
TAG001494	CC0585	Graduate & Professional Student Orgs (GPSO)	University-Wide	Director, GPSA

Expense Detail

Programs and Services	25,000
Total Expense	25,000
Overhead 2.8%	700
Total Graduate & Professional Student Orgs (GPSO)	25,700

OPS Detail

	Non-Student	Hourly Rate	# of Hours per Week	# of Weeks in the Year	# of People in the Position		Subtotal of OPS Wages	OPS Fringe Costs	Total OPS Costs
Associate Director Northern Campuses		14.00	15	33	0				
Associate Director Broward Campuses		14.00	15	33	0				
Program Coordinator Boca Raton Campus		15.00	20	33	1		9,900		9,900
Associate Director, GPSA		15.00	20	33	1		9,900		9,900
Director Boca Raton Campus		16.00	20	48	1		15,360		15,360
Total OPS									35,160

Expense Detail

Food Services									10,000
Programs and Services									20,000
Support Services									10,000
Travel									110,000
Total Expense									150,000

Overhead 2.8% 5,184

Total Graduate & Professional Student Assoc. (GPSA) **190,344**

Smart Tag	Cost Center	Account Name	Campus	Account Manager
TAG001499	CC0590	SG Lobby	University-Wide	Director of Governmental Relations

Expense Detail

Programs and Services

25,000

Total Expense

25,000

Overhead 2.8%

700

Total SG Lobby

25,700

Labor Detail

Salaries & Benefits

	Position	FTE	Base Salary	Benefits		Sub-total	Possible Merit or Bonus including Benefits @ 3%	Total
Associate Director, Fraternity & Sorority Life	980162	1	63,626	24,814		88,440	2,653	91,093
Assistant Director, Fraternity & Sorority Life	1003598	1	50,000	19,500		69,500	2,085	71,585
Coordinator - Fraternity and Sorority	0	1	45,000	17,550		62,550	1,877	64,427
Directory Fraternity and Sorority Life	1013841	0	75,000	29,250		104,250	3,128	107,378
Total Salaries and Benefits								334,482

OPS Detail

	Non-Student	Hourly Rate	# of Hours per Week	# of Weeks in the Year	# of People in the Position		Subtotal of OPS Wages	OPS Fringe Costs	Total OPS Costs
Fraternity & Sorority Life Communications Intern		15.00	15	45	1		10,125		10,125
FSL Graduate Assistant		18.00	20	47	1		16,920		16,920
Total OPS									27,045

Expense Detail

Food Services									3,750
Programs and Services									8,000
Support Services									4,000
Travel									4,000
Total Expense									19,750

Overhead 2.8% 10,676

Total Office of Greek Life **391,953**

Smart Tag	Cost Center	Account Name	Campus	Account Manager
TAG001501	CC0592	Student Accessibility Week	University-Wide	Associate Director, Student Accessibility Services

Expense Detail

Programs and Services	3,000
Total Expense	3,000
Overhead 2.8%	84
Total Student Accessibility Week	3,084

Smart Tag	Cost Center	Account Name	Campus	Account Manager
TAG001502	CC0593	SG President Executive Project	University-Wide	Student Body President

Expense Detail

Food Services	6,000
Programs and Services	25,500
Support Services	2,000
Travel	6,500
Total Expense	40,000
Overhead 2.8%	1,120
Total SG President Executive Project	41,120

Smart Tag	Cost Center	Account Name	Campus	Account Manager
TAG001504	CC0595	SG Senate Contingency	University-Wide	Student Body Vice President

Expense Detail

Programs and Services	40,000
Total Expense	40,000
Overhead 2.8%	1,120
Total SG Senate Contingency	41,120

Labor Detail

Salaries & Benefits

	Position	FTE	Base Salary	Benefits		Sub-total	Possible Merit or Bonus including Benefits @ 3%	Total
Assistant Director	979880	0.85	75,297	29,366		104,663	3,140	107,803
Coordinator	990943	1	51,502	20,086		71,588	2,148	73,736
Coordinator	1000014	0.5	21,507	8,388		29,895	897	30,792
Total Salaries and Benefits								212,331

OPS Detail

	Non-Student	Hourly Rate	# of Hours per Week	# of Weeks in the Year	# of People in the Position		Subtotal of OPS Wages	OPS Fringe Costs	Total OPS Costs
Student Assistant		15.00	20	44	1		13,200		13,200
OPS Worker/Intern	1	17.00	20	50	1		17,000	1,301	18,301
Student Assistant		15.00	20	38	1		11,400		11,400
Total OPS									42,901

Expense Detail

Support Services

Total Expense

Overhead 2.8%

Total A&S Accounting & Budget Office

9,407

9,407

7,410

272,048

Smart Tag	Cost Center	Account Name	Campus	Account Manager
TAG001506	CC0597	SG Elections	University-Wide	Supervisor of Elections

Expense Detail

Food Services	500
Programs and Services	1,500
Support Services	
Total Expense	<u>2,000</u>
Overhead 2.8%	56
Total SG Elections	<u>2,056</u>

Smart Tag	Cost Center	Account Name	Campus	Account Manager
TAG001510	CC0601	SG Operations	University-Wide	Student Government Chief Financial Officer

Expense Detail

Programs and Services

82,878

Total Expense

82,878

Overhead 2.8%

2,321

Total SG Operations

85,199

Smart Tag	Cost Center	Account Name	Campus	Account Manager
TAG001511	CC0602	SG Senate	University-Wide	Student Body Vice President

Expense Detail

Programs and Services

750

Total Expense

750

Overhead 2.8%

21

Total SG Senate

771

Smart Tag	Cost Center	Account Name	Campus	Account Manager
TAG001513	CC0604	Traditions Projects	University-Wide	Associate Director, Programs and Traditions

Expense Detail

Programs and Services	40,000
Total Expense	40,000
Overhead 2.8%	1,120
Total Traditions Projects	41,120

OPS Detail

	Non-Student	Hourly Rate	# of Hours per Week	# of Weeks in the Year	# of People in the Position		Subtotal of OPS Wages	OPS Fringe Costs	Total OPS Costs
Editor in Chief		15.00	15	42	1		9,450		9,450
Managing Editor		15.00	15	35	1		7,875		7,875
Sports Editor		15.00	7	30	1		3,150		3,150
News Editor		15.00	7	30	1		3,150		3,150
Photo Director		15.00	7	30	1		3,150		3,150
Creative Director		15.00	7	30	1		3,150		3,150
Total OPS									29,925

Expense Detail

Food Services									1,000
Programs and Services									1,000
Support Services									8,000
Travel									2,000
Total Expense									12,000

Overhead 2.8% 1,174

Total University Press Newspaper 43,099

OPS Detail

	Non-Student	Hourly Rate	# of Hours per Week	# of Weeks in the Year	# of People in the Position		Subtotal of OPS Wages	OPS Fringe Costs	Total OPS Costs
Student Body President		16.00	20	50	1		16,000		16,000
Student Body Vice President		15.50	20	50	1		15,500		15,500
Chief of Staff		15.00	16	43	1		10,320		10,320
Marketing Director		15.00	16	43	1		10,320		10,320
Director of Governmental Relations		15.00	16	43	1		10,320		10,320
Chief Financial Officer		15.00	20	43	1		12,900		12,900
Homecoming Director		15.00	20	30	1		9,000		9,000
Total OPS									84,360

Expense Detail

Support Services									12,560
Total Expense									12,560

Overhead 2.8% 2,714

Total University Wide Stipends **99,634**

Smart Tag	Cost Center	Account Name	Campus	Account Manager
TAG001516	CC0607	Military and Veterans Student Success Center	University-Wide	Director, Military and Veteran Affairs
Expense Detail				
		Food Services		7,000
		Programs and Services		10,830
		Support Services		12,000
		Travel		5,000
		Total Expense		34,830
		Overhead 2.8%		975
		Total Military and Veterans Student Success Center		35,805

Smart Tag	Cost Center	Account Name	Campus	Account Manager
TAG001517	CC0608	SG VP Executive Projects	University-Wide	Student Body Vice President

Expense Detail

Programs and Services	9,000
Travel	750
Total Expense	9,750
Overhead 2.8%	273
Total SG VP Executive Projects	10,023

Smart Tag	Cost Center	Account Name	Campus	Account Manager
TAG001518	CC0609	Weeks of Welcome	University-Wide	Director, Student Activities & Involvement

Expense Detail

Programs and Services 15,000

Total Expense 15,000

Overhead 2.8% 420

Total Weeks of Welcome 15,420

Labor Detail

Salaries & Benefits

	Position	FTE	Base Salary	Benefits		Sub-total	Possible Merit or Bonus including Benefits @ 3%	Total
Associate Director, Student Union	979655	0.34	25,249	9,847		35,096		35,096
Coordinator, Event Planning	991022	1	49,288	19,222		68,510		68,510
Coordinator, Event Planning	1012228	1	47,895	18,679		66,574		66,574
Custodial Supervisor	981133	1	43,888	23,261		67,149		67,149
Custodian	991799	1	35,589	18,862		54,451		54,451
Custodian	981138	1	39,770	21,078		60,848		60,848
Custodian	991827	1	34,757	18,421		53,178		53,178
Custodian	990657	1	33,654	17,837		51,491		51,491
Facilities Supervisor	980165	1	57,333	22,360		79,693		79,693
Transfer to TAG001412	0	1	-688,500			-688,500		-688,500
Maintenance Tech	0	1	54,000	21,060		75,060		75,060
Assistant Director of Operations	0	1	55,000	21,450		76,450		76,450
Total Salaries and Benefits								

OPS Detail

	Non-Student	Hourly Rate	# of Hours per Week	# of Weeks in the Year	# of People in the Position		Subtotal of OPS Wages	OPS Fringe Costs	Total OPS Costs
Guest Services		15.50	15	47	9		98,348		98,348
Reservation Specialist		16.00	19	46	3		41,952		41,952
Set Crew		16.50	15	40	11		108,900		108,900
Transfer to TAG001412		-487,909.02	1	1	1		-487,909		-487,909
Operations Manager		18.00	16	48	7		96,768		96,768
Finance Intern		18.50	18	48	1		15,984		15,984
eSports Business Manager	1	24.00	35	52	1		43,680	3,342	47,022
eSports Attendant		16.50	13	46	8		78,936		78,936
Total OPS									

Expense Detail

Food Services									23,500
Programs and Services									6,600
Support Services									702,566
Support Services									-746,603
Travel									13,937
Total Expense									

Transfers Out

Transfers Out to TAG001412									1,976,856
Transfers Out to TAG001362									88,000
Total Transfers Out									2,064,856

Overhead 2.8%

Total Overhead and Transfers Out									2,064,856
---	--	--	--	--	--	--	--	--	-----------

Total Boca Raton Student Union									2,064,856
---------------------------------------	--	--	--	--	--	--	--	--	-----------

Smart Tag	Cost Center	Account Name	Campus	Account Manager
TAG006850	CC2130	Student Government Ride Share	University-Wide	Student Government Chief Financial Officer

Expense Detail

Programs and Services	100,000
Total Expense	100,000
Overhead 2.8%	2,800
Total Student Government Ride Share	102,800

Florida Atlantic University
 Boca Raton Activity and Service Fee Accounts
 Budget Summary and Detail
 Fiscal Year 2026-2027

Smart Tag	Cost Center	Department	S/B*	OPS	Expense	Expense Sub-Total	Overhead	Total Expense
TAG001317	CC0813	Sport Club Council		16,575	130,150	146,725	4,108	150,833
TAG001320	CC0570	SG Boca Raton House Projects			5,000	5,000	140	5,140
TAG001324	CC0567	SG COSO Admin - Boca		29,080	29,000	58,080	1,626	59,706
TAG001330	CC0563	SG Stipends Boca		142,265	400	142,665	3,995	146,660
TAG001332	CC0561	SG Night Owls		72,600	3,000	75,600	2,117	77,717
TAG001334	CC0559	SG Governor Projects			35,000	35,000	980	35,980
TAG001336	CC0557	SG COSO - Boca			223,969	223,969	6,271	230,240
TAG001339	CC0556	SG Contingency Boca			64,024	64,024	1,793	65,816
TAG001341	CC0554	SG Peer Education Team		9,000	12,500	21,500	602	22,102
TAG001342	CC0553	Global Programming Boca		13,725	60,100	73,825	2,067	75,892
TAG001345	CC0552	SG Administration Boca			32,400	32,400	907	33,307
TAG001490	CC0815	Student Volunteer Engagement		19,338	12,000	31,338	877	32,215
TAG009718	CC0556	Campus Initiatives and Project Boca			5,000	5,000	140	5,140
TAG010682	CC0553	Global Programming RSO Support			9,000	9,000	252	9,252
				302,583	621,542	924,125	25,875	950,000

* Salaries and Benefits include possible merit/state increases

OPS Detail

	Non-Student	Hourly Rate	# of Hours per Week	# of Weeks in the Year	# of People in the Position		Subtotal of OPS Wages	OPS Fringe Costs	Total OPS Costs
Sport Club Council Chair		16.00	20	30	1		9,600		9,600
Sport Club Council Vice Chair		15.50	15	30	1		6,975		6,975
Total OPS									16,575

Expense Detail

Food Services									
Programs and Services									130,000
Support Services									150
Support Services									
Support Services									
Support Services									
Travel									
Total Expense									130,150

Overhead 2.8% 4,108

Total Sport Club Council **150,833**

Smart Tag	Cost Center	Account Name	Campus	Account Manager
TAG001320	CC0570	SG Boca Raton House Projects	Boca	House Speaker Boca

Expense Detail

Food Services				
Programs and Services				5,000
Support Services				
Total Expense				<u>5,000</u>
Overhead 2.8%				140
Total SG Boca Raton House Projects				<u>5,140</u>

Smart Tag	Cost Center	Account Name	Campus	Account Manager
TAG001334	CC0559	SG Governor Projects	Boca	Governor Boca
Expense Detail				
		Food Services		31,000
		Programs and Services		4,000
		Support Services		
		Travel		
		Total Expense		<u>35,000</u>
		Overhead 2.8%		980
		Total SG Governor Projects		<u>35,980</u>

Smart Tag	Cost Center	Account Name	Campus	Account Manager
TAG001336	CC0557	SG COSO - Boca	Boca	Director, COSO Boca

Expense Detail

Programs and Services	223,969
Total Expense	<u>223,969</u>
Overhead 2.8%	6,271
Total SG COSO - Boca	<u>230,240</u>

Smart Tag	Cost Center	Account Name	Campus	Account Manager
TAG001339	CC0556	SG Contingency Boca	Boca	House Speaker Boca

Expense Detail

Food Services

Programs and Services

Total Expense

64,024

64,024

Overhead 2.8%

1,793

Total SG Contingency Boca

65,816

Smart Tag	Cost Center	Account Name	Campus	Account Manager
TAG001345	CC0552	SG Administration Boca	Boca	Governor Boca

Expense Detail

Food Services	8,000
Programs and Services	12,400
Support Services	12,000
Total Expense	32,400
Overhead 2.8%	907
Total SG Administration Boca	33,307

Smart Tag	Cost Center	Account Name	Campus	Account Manager
TAG009718	CC0556	Campus Initiatives and Project Boca	Boca	Boca Treasurer

Expense Detail

Programs and Services	5,000
Total Expense	5,000
Overhead 2.8%	140
Total Campus Initiatives and Project Boca	5,140

Smart Tag	Cost Center	Account Name	Campus	Account Manager
TAG010682	CC0553	Global Programming RSO Support	Boca	Director, Global Programming - Boca

Expense Detail

Programs and Services	9,000
Total Expense	9,000
Overhead 2.8%	252
Total Global Programming RSO Support	9,252

Florida Atlantic University
 Broward Activity and Service Fee Accounts
 Budget Summary and Detail
 Fiscal Year 2026-2027

Smart Tag	Cost Center	Department	S/B*	OPS	Expense	Expense Sub-Total	Overhead	Total Expense
TAG001298	CC0642	SG Disability Services - Broward			2,000	2,000	56	2,056
TAG001300	CC0823	SG Achievement Awards Broward			6,250	6,250	175	6,425
TAG001301	CC0822	SG Broward House Projects			5,100	5,100	143	5,243
TAG001308	CC0816	Broward Campus Student Services		36,170	16,950	53,120	1,487	54,607
TAG001321	CC0799	SG Governor Executive Projects Broward			16,000	16,000	448	16,448
TAG001327	CC0798	SG COSO - Broward			7,000	7,000	196	7,196
TAG001329	CC0797	SG Stipends Broward		87,000	453	87,453	2,449	89,901
TAG001333	CC0560	SG COSO Admin - Broward			1,500	1,500	42	1,542
TAG001337	CC0795	SG House Contingency Broward			17,371	17,371	486	17,858
TAG001343	CC0804	SG Administration Broward			38,000	38,000	1,064	39,064
				123,170	110,624	233,794	6,546	240,340

* Salaries and Benefits include possible merit/state increases

Smart Tag	Cost Center	Account Name	Campus	Account Manager
TAG001298	CC0642	SG Disability Services - Broward	Broward	Assistant Director, Student Accessibility Services

Expense Detail

Programs and Services	1,000
Support Services	1,000
Total Expense	2,000
Overhead 2.8%	56
Total SG Disability Services - Broward	2,056

Smart Tag	Cost Center	Account Name	Campus	Account Manager
TAG001300	CC0823	SG Achievement Awards Broward	Broward	Director of Campus Life - Broward Campuses

Expense Detail

Food Services	3,000
Programs and Services	3,250
Total Expense	6,250
Overhead 2.8%	175
Total SG Achievement Awards Broward	6,425

Smart Tag	Cost Center	Account Name	Campus	Account Manager
TAG001301	CC0822	SG Broward House Projects	Broward	House Speaker Broward

Expense Detail

Food Services	900
Programs and Services	3,500
Support Services	700
Travel	
Total Expense	5,100
Overhead 2.8%	143
Total SG Broward House Projects	5,243

Smart Tag	Cost Center	Account Name	Campus	Account Manager
TAG001321	CC0799	SG Governor Executive Projects Broward	Broward	Governor Broward

Expense Detail

Food Services	7,000
Programs and Services	7,000
Support Services	2,000
Total Expense	16,000
Overhead 2.8%	448
Total SG Governor Executive Projects Broward	16,448

Smart Tag	Cost Center	Account Name	Campus	Account Manager
TAG001327	CC0798	SG COSO - Broward	Broward	Director, COSO Broward

Expense Detail

Programs and Services

7,000

Total Expense

7,000

Overhead 2.8%

196

Total SG COSO - Broward

7,196

OPS Detail

	Non-Student	Hourly Rate	# of Hours per Week	# of Weeks in the Year	# of People in the Position		Subtotal of OPS Wages	OPS Fringe Costs	Total OPS Costs
Governor		18.00	20	45	1		16,200		16,200
House Speaker		18.00	20	45	1		16,200		16,200
Treasurer		17.00	20	42	1		14,280		14,280
Marketing Director		17.00	20	42	1		14,280		14,280
COSO Director		15.50	20	42	1		13,020		13,020
Pro Tempore		15.50	20	42	1		13,020		13,020
Total OPS									87,000

Expense Detail

Support Services									453
Total Expense									453

Overhead 2.8% 2,449

Total SG Stipends Broward **89,901**

Smart Tag	Cost Center	Account Name	Campus	Account Manager
TAG001333	CC0560	SG COSO Admin - Broward	Broward	Director, COSO Broward

Expense Detail

Food Services	500
Programs and Services	500
Support Services	500
Travel	
Total Expense	1,500
Overhead 2.8%	42
Total SG COSO Admin - Broward	1,542

Smart Tag	Cost Center	Account Name	Campus	Account Manager
TAG001337	CC0795	SG House Contingency Broward	Broward	House Speaker Broward
Expense Detail				
		Food Services		500
		Programs and Services		1,150
		Support Services		15,721
		Travel		
		Total Expense		17,371
		Overhead 2.8%		486
		Total SG House Contingency Broward		17,858

Rider: the following fund amount allocated to TAG001337 SG House Contingency Broward for use in FY27: \$5240.40 shall be reserved for each of the FAU Broward campuses, Davie, Fort Lauderdale, and Dania, for campus improvements; riders will expire at the end of the 2026-2027 fiscal year and may only be altered with legislative approval through a bill.

Smart Tag	Cost Center	Account Name	Campus	Account Manager
TAG001343	CC0804	SG Administration Broward	Broward	Governor Broward
Expense Detail				
		Food Services		20,000
		Programs and Services		10,000
		Support Services		8,000
		Travel		
		Total Expense		<u>38,000</u>
		Overhead 2.8%		1,064
		Total SG Administration Broward		<u>39,064</u>

Rider: The following fund amount allocated to TAG001343 SG Administration Broward for use in FY27: \$3,000 shall be reserved to start a coffee program in Dania; riders will expire at the end of the 2026-2027 fiscal year and may only be altered with legislative approval through a bill

Florida Atlantic University
Northern Activity and Service Fee Accounts
Budget Summary and Detail
Fiscal Year 2026-2027

Smart Tag	Cost Center	Department	S/B*	OPS	Expense	Expense Sub-Total	Overhead	Total Expense
TAG001310	CC0801	Student Volunteer Engagement -Jupiter			8,000	8,000	224	8,224
TAG001316	CC0814	SG Student Affairs Jupiter			8,400	8,400	235	8,635
TAG001319	CC0800	SG Jupiter House Projects			5,500	5,500	154	5,654
TAG001322	CC0569	SG Executive Projects Jupiter			29,575	29,575	828	30,403
TAG001325	CC0566	Campus SG Marketing Jupiter			3,450	3,450	97	3,547
TAG001326	CC0565	SG COSO Admin - Jupiter			7,200	7,200	202	7,402
TAG001328	CC0564	SG COSO - Jupiter			20,000	20,000	560	20,560
TAG001344	CC0805	SG Administration Jupiter		105,480	11,304	116,784	3,270	120,054
TAG008793	CC0556	Jupiter Contingency			8,091	8,091	227	8,317
TAG008794	CC0561	Night Owls Juipter			2,050	2,050	57	2,107
TAG008795	CC0805	Global Programming Jupiter Boca			15,250	15,250	427	15,677
				105,480	118,820	224,300	6,280	230,580

* Salaries and Benefits include possible merit/state increases

Smart Tag	Cost Center	Account Name	Campus	Account Manager
TAG001310	CC0801	Student Volunteer Engagement -Jupiter	Northern	Director, SVE Jupiter

Expense Detail

Food Services	4,650
Programs and Services	3,200
Support Services	150
Total Expense	8,000
Overhead 2.8%	224
Total Student Volunteer Engagement -Jupiter	8,224

Smart Tag	Cost Center	Account Name	Campus	Account Manager
TAG001316	CC0814	SG Student Affairs Jupiter	Northern	Director of Campus Life - Northern Campuses

Expense Detail

Food Services	1,700
Programs and Services	5,000
Travel	1,700
Total Expense	8,400
Overhead 2.8%	235
Total SG Student Affairs Jupiter	8,635

Smart Tag	Cost Center	Account Name	Campus	Account Manager
TAG001319	CC0800	SG Jupiter House Projects	Northern	House Speaker Jupiter

Expense Detail

Food Services	1,250
Programs and Services	3,500
Support Services	750
Total Expense	5,500
Overhead 2.8%	154
Total SG Jupiter House Projects	5,654

Smart Tag	Cost Center	Account Name	Campus	Account Manager
TAG001322	CC0569	SG Executive Projects Jupiter	Northern	Governor Jupiter

Expense Detail

Food Services	6,000
Programs and Services	22,500
Support Services	75
Travel	1,000
Total Expense	29,575
Overhead 2.8%	828
Total SG Executive Projects Jupiter	30,403

Smart Tag	Cost Center	Account Name	Campus	Account Manager
TAG001325	CC0566	Campus SG Marketing Jupiter	Northern	Director, Marketing - Jupiter

Expense Detail

Programs and Services	1,000
Support Services	2,450
Total Expense	3,450
Overhead 2.8%	97
Total Campus SG Marketing Jupiter	3,547

Smart Tag	Cost Center	Account Name	Campus	Account Manager
TAG001326	CC0565	SG COSO Admin - Jupiter	Northern	Director, COSO Jupiter

Expense Detail

Food Services	3,000
Programs and Services	4,000
Support Services	100
Travel	100
Total Expense	7,200
Overhead 2.8%	202
Total SG COSO Admin - Jupiter	7,402

Smart Tag	Cost Center	Account Name	Campus	Account Manager
TAG001328	CC0564	SG COSO - Jupiter	Northern	Director, COSO Jupiter

Expense Detail

Programs and Services	20,000
Total Expense	<u>20,000</u>
Overhead 2.8%	560
Total SG COSO - Jupiter	<u>20,560</u>

OPS Detail

	Non-Student	Hourly Rate	# of Hours per Week	# of Weeks in the Year	# of People in the Position		Subtotal of OPS Wages	OPS Fringe Costs	Total OPS Costs
Governor		16.50	20	34	1		11,220		11,220
Treasurer		15.50	18	34	1		9,486		9,486
Marketing Assistant		15.00	10	31	1		4,650		4,650
SAVI Director		15.50	15	34	1		7,905		7,905
SAVI Assistant		15.00	10	31	1		4,650		4,650
COSO Director		15.50	15	34	1		7,905		7,905
COSO Assistant		15.00	10	31	1		4,650		4,650
Governor (Summer)		16.50	10	4	1		660		660
Marketing Director (Summer)		15.50	10	2	1		310		310
SAVI Director (Summer)		15.50	10	2	1		310		310
COSO Director (Summer)		15.50	10	2	1		310		310
Global Programming Director		15.50	15	34	1		7,905		7,905
Global Programming Assistant		15.00	10	31	1		4,650		4,650
Global Programming Director (Summer)		15.50	10	2	1		310		310
Night Owls Director		15.50	15	34	1		7,905		7,905
Night Owls Director (Summer)		15.50	10	2	1		310		310
Night Owls Driver		15.00	10	32	2		9,600		9,600
Dining Hall Committee Chair		15.00	5	28	1		2,100		2,100
House Historian/Outreach Coordinator		15.00	5	28	1		2,100		2,100
Pro-Tempore		15.50	10	28	1		4,340		4,340
Pro-Tempore (summer)		15.50	5	2	1		155		155
Speaker of the House		16.00	13	28	1		5,824		5,824
Speaker of the House (summer):		16.00	5	4	1		320		320
Marketing Director		15.50	15	34	1		7,905		7,905
Total OPS									105,480

Expense Detail

Programs and Services									6,994
Support Services									4,310
Total Expense									11,304

Overhead 2.8% 3,270

Total SG Administration Jupiter **120,054**

Smart Tag	Cost Center	Account Name	Campus	Account Manager
TAG008793	CC0556	Jupiter Contingency	Northern	House Speaker Jupiter

Expense Detail

Programs and Services	8,091
Total Expense	8,091
Overhead 2.8%	227
Total Jupiter Contingency	8,317

Smart Tag	Cost Center	Account Name	Campus	Account Manager
TAG008794	CC0561	Night Owls Jupiter	Northern	Night Owls Director - Jupiter

Expense Detail

Programs and Services	800
Support Services	1,250
Total Expense	2,050
Overhead 2.8%	57
Total Night Owls Jupiter	2,107

Smart Tag	Cost Center	Account Name	Campus	Account Manager
TAG008795	CC0805	Global Programming Jupiter Boca	Northern	Director, Global Programming-Jupiter

Expense Detail

Food Services	2,000
Programs and Services	8,000
Support Services	250
Travel	5,000
Total Expense	15,250
Overhead 2.8%	427
Total Global Programming Jupiter Boca	15,677

Florida Atlantic University
 Student Government
 Auxiliary Revenue Budget
 Fiscal Year 2020-2021

Fund	Smart Tag	Cost Center	Account Name	Account Manager	Estimated Beginning Balance	Revenue	Transfers In	OPS	Expenses	Expense Subtotal	Transfers Out	Overhead	Total Expense	Estimated Fund Balance
FAU_F0175	TAG001285	CC0550	Radio Station	Station Manager, Owl Radio	\$13,850	\$15,750	\$0	\$9,600	\$5,250	\$14,850	\$0	\$416		\$14,334
FAU_F0174	TAG001286	CC0551	UWC - Owl TV	Station Manager, Owl TV	\$33,069	\$10,000	\$0	\$0	\$10,000	\$10,000	\$0	\$280		\$32,789
FAU_F0173	TAG001288	CC1881	UP Publication	Editor in Chief, University Press	\$17,669	\$2,000	\$0	\$0	\$10,000	\$10,000	\$0	\$280		\$9,389
FAU_F0168	TAG001289	CC0794	Student Government - Program Board	Program Board Director, Boca	\$77	\$2,000	\$0	\$0	\$1,883	\$1,883	\$0	\$53		\$141
FAU_F0168	TAG001290	CC0793	Student Government - Homecoming	Director of Homecoming	\$4,879	\$2,000	\$0	\$0	\$2,300	\$2,300	\$0	\$64		\$4,515
FAU_F0168	TAG001291	CC0547	Student Government - Revenue	Student Body Vice President	\$500,000	\$0	\$0	\$0	\$486,381	\$486,381	\$0	\$13,619		\$0
FAU_F0168	TAG001292	CC0792	Campus Initiatives and Projects Broward	Assistant Director, Diversity & Multicultural Affairs	\$17,120	\$0	\$0	\$0	\$16,654	\$16,654	\$0	\$466		\$0
FAU_F0168	TAG001927	CC0791	SG Alternative Break Revenue	Director, Student Volunteer Engagement Boca	\$1,427	\$0	\$0	\$0	\$0	\$0	\$0	\$0		\$1,427
FAU_F0168	TAG005101	CC1900	SG University Mascot	Mascot Manager	\$11,000	\$0	\$2,500	\$0	\$0	\$0	\$0	\$0		\$13,500
FAU_F0168	TAG008803	CC0547	Director, Night Owls	Director, Night Owls	\$0	\$0	\$0	\$0	\$0	\$0	\$0	\$0		\$0
					\$599,091	\$31,750	\$2,500	\$9,600	\$532,468	\$542,068	\$0	\$15,178	\$0	\$76,095

Florida Atlantic University
Student Government
Auxiliary Reserve Budget
Fiscal Year 2026-2027

Fund	Smart Tag	Cost Center	Account Name	Account Manager	Estimated Beginning Balance	Revenue	Transfers In	OPS	Expenses	Expense Subtotal	Transfers Out	Overhead	Total Expense	Estimated Fund Balance
FAU_F0660	TAG001230	CC0790	Jupiter Burrow Student Union - SG Reserve	Associate Director of Campus Life, Northern Campuses	\$30,000	\$0	\$1,000	\$0	\$30,000	\$30,000		\$840	\$30,840	\$160
FAU_F0021	TAG001231	CC0897	Boca Rec Fir Equip Replacement - SG Reserve	Associate Director, Accounting and Finance - Campus Rec	\$91,674	\$0	\$120,000	\$0	\$120,000	\$120,000		\$3,360	\$123,360	\$88,314
FAU_F0176	TAG001284	CC0548	VPSA A&S Reserve	ASAB Assistant Director	\$629,888	\$0	\$30,000	\$0	\$200,000	\$200,000		\$5,600	\$205,600	\$454,288
FAU_F0021	TAG001686	CC1507	Davie/Broward Campus Rec - SG Reserve	Associate Director, Accounting and Finance - Campus Rec	\$218,626	\$0	\$0	\$0	\$0	\$0		\$0	\$0	\$218,626
FAU_F0660	TAG001687	CC0803	Davie Student Union - SG Reserve	Associate Director, Campus Life-Broward	\$414,825	\$0	\$0	\$0	\$70,000	\$70,000		\$1,960	\$71,960	\$342,865
FAU_F0021	TAG001924	CC0896	Campus Rec Jupiter - SG Reserve	Associate Director, Accounting and Finance - Campus Rec	\$57,316	\$0	\$40,000	\$0	\$40,000	\$40,000		\$1,120	\$41,120	\$56,196
					\$1,442,329	\$0	\$191,000	\$0	\$460,000	\$460,000	\$0	\$12,880	\$472,880	\$1,160,449