

Introducing Discover v2 Early Access

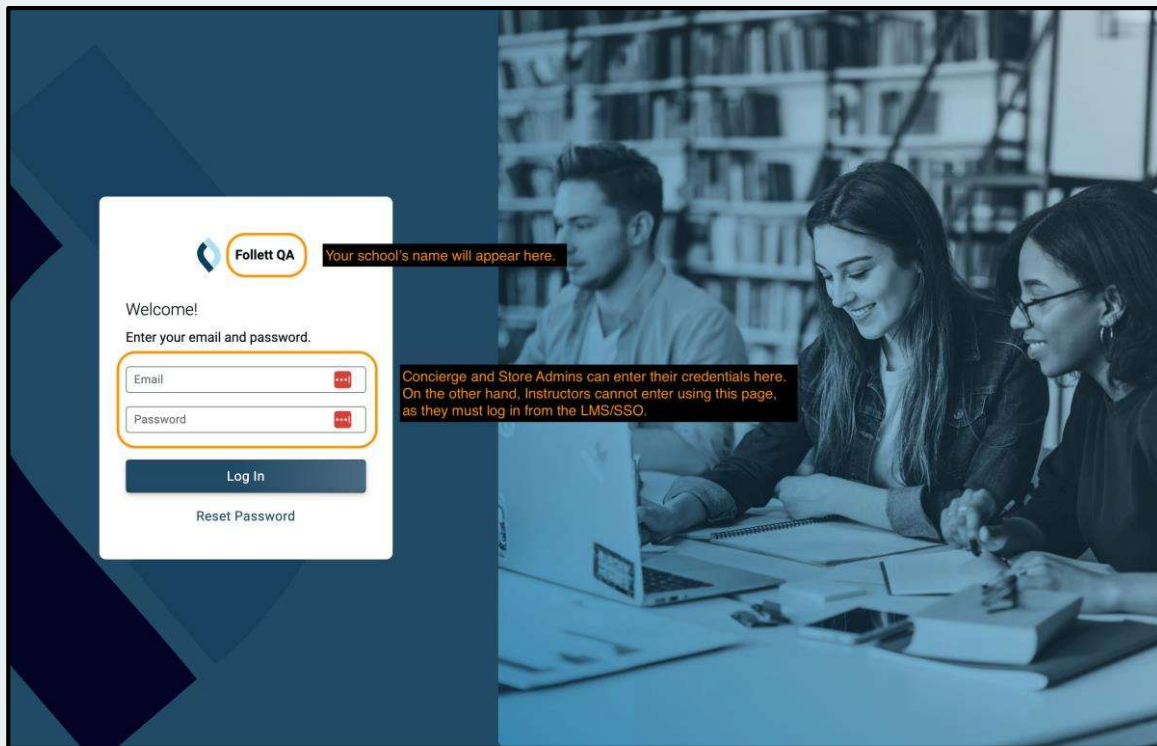
Earlier this year, the Discover team began developing a new version of Discover that allows for easier, more seamless course material adoptions with a modern, refreshed interface.

Starting in late Fall, the version will be usable for adoptions for our campus partners in the form of an Early Access version. Early Access will feature streamlined course material adoptions, readoptions, material search, and a new flow for Access Program enrollment, all in a newly designed interface. Furthermore, the application is accessible on both desktop and mobile.

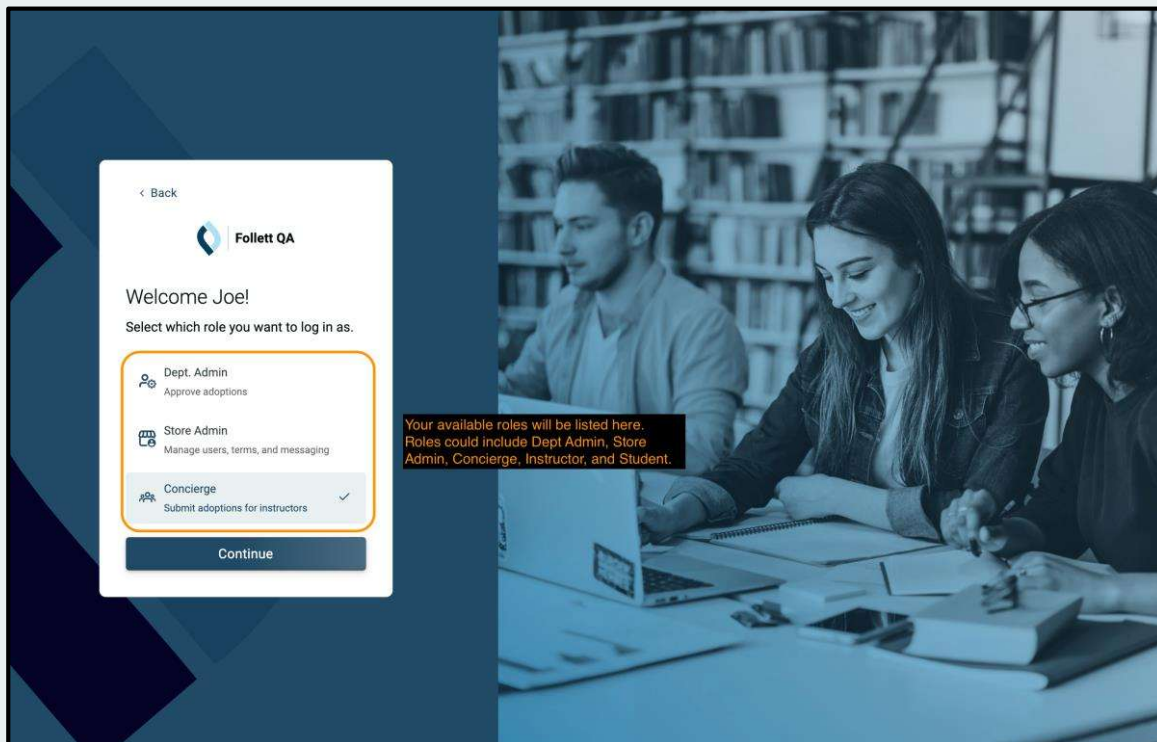
This guide highlights some of the key flows that'll be available in Early Access during the adoption season of the 2024 Spring term. Please note that the screenshots used have been taken in early September and are subject to evolve.

Logging In

Similarly to the current version of Discover, instructors can access Discover through their LMS/SSO integration. On the other hand, concierge users can use the school's Discover URL with the "/beta" at the end of the domain e.g. daytona.follettdiscover.com/beta.



After logging in, users have the option to select their role (if they have multiple roles) before entering.



Adopting Materials

Once you're in, there are two main pages relevant to your adoption journey – they are the Open Adoptions page and the Submitted Adoptions page. You can access these pages in the navigation sidebar to the far left.

In the Open Adoptions page, courses are represented as a list to the right of the navigation sidebar and under the department selector. When a course is selected, you can view your Adoption List. The Adoption List enables you to review your materials before they are submitted to the bookstore. Materials can include a combination of publisher titles, supplies, and OERs (open education resources).

Find all of Discover features on the Legacy Version | Switch to Legacy

My Courses **Term** Select the term from the dropdown. Current, past, and upcoming terms configured in the Discover admin portal are shown here.

Current Term / Spring 2024

Open Adoptions

We've curated adoption lists based off previous selections to help you get a head start.

ACCT If you're a concierge, you can select the department. On the other hand, instructors will not see the department selector.

[Enroll in the Access Program](#)
Learn more about how to save your students up to 60% on their materials.
[Enroll Courses](#)

001 Accounting 101

002 Accounting 102

Your assigned courses will be listed here for the selected department. You can then select a course to view its Adoption List.

Adoption List

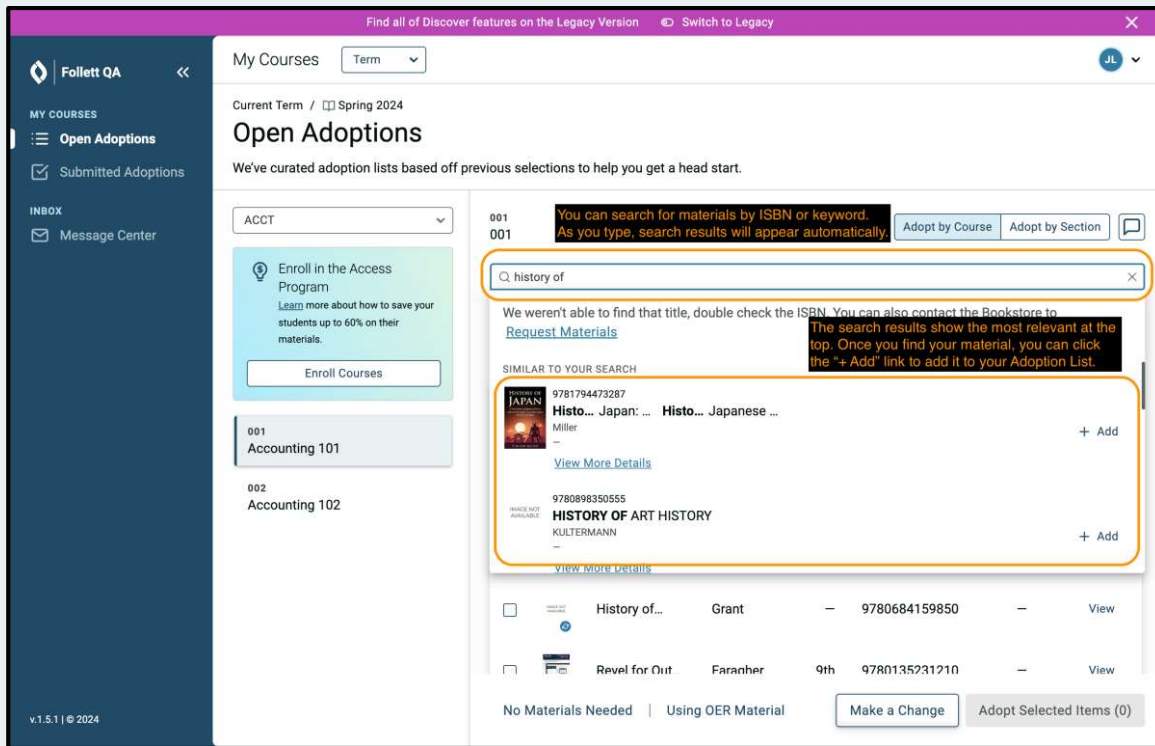
Select All 🗑️

Titles	TITLE	AUTHOR	EDITION	ISBN	START \$	
<input type="checkbox"/>	History of...	Grant	—	9780023456107	—	View
<input type="checkbox"/>	History of...	Grant	—	9780684159867	—	View
<input type="checkbox"/>	History of...	Grant	—	9780684159850	—	View
<input type="checkbox"/>	Devel for Out	Foreeher	0th	0780125221210	—	View

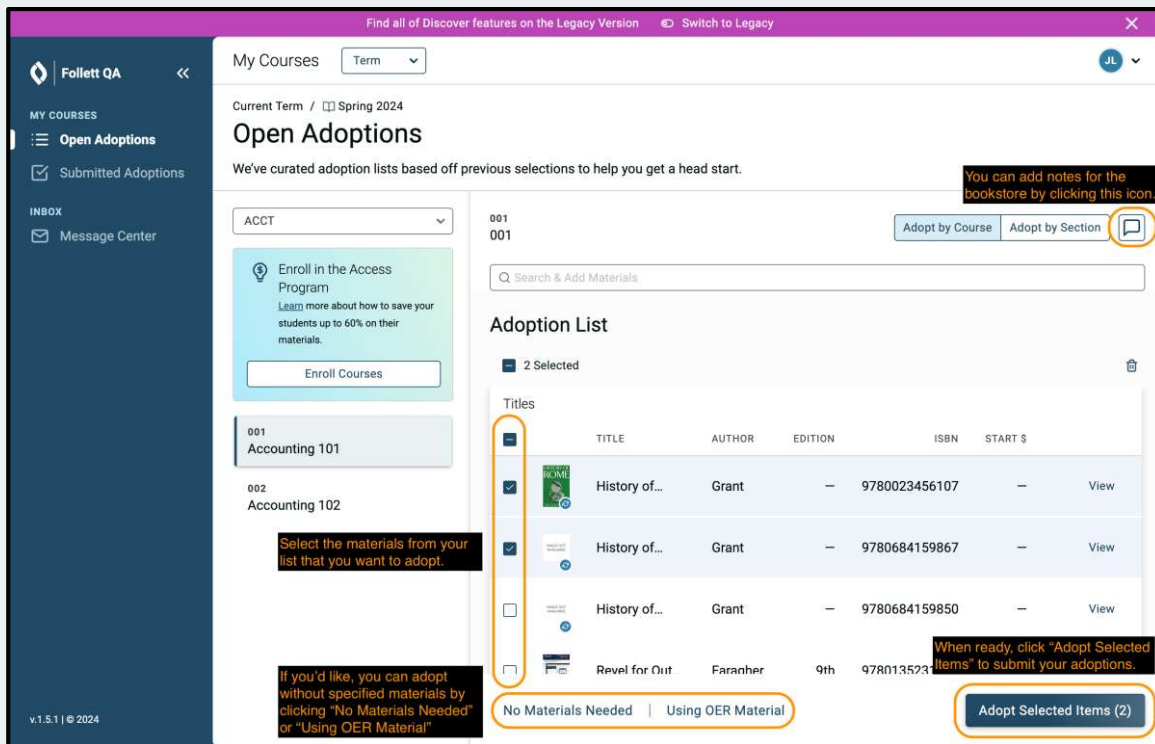
[No Materials Needed](#) | [Using OER Material](#) | [Make a Change](#) | [Adopt Selected Items \(0\)](#)

v.1.5.1 | © 2024

Past adoptions for the same course also appear in the Adoption List for easy readoptions. But if you'd like to adopt new materials, you can use the Search Bar to find materials by ISBN or keyword to add to your Adoption List.



Once ready, you can select the materials in your Adoption List and then click the “Adopt Selected Items” button on the bottom right of the page.



Once you've adopted your materials, you can view them on the Submitted Adoptions page including their statuses.

Find all of Discover features on the Legacy Version [Switch to Legacy](#)

Follett QA

MY COURSES

- Open Adoptions
- Submitted Adoptions**

INBOX

- Message Center

My Courses Term

Current Term / Spring 2024

Submitted Adoptions

Enroll in the Access Program
Learn more about how to save your students up to 60% on their materials.

Enroll Courses

001 Accounting 101

001 Accounting 101 View by Course View by Section

Adoption List

TITLE	AUTHOR	EDITION	ISBN	START \$	STATUS
Reas...	Robe...	1	9780023513206	-	View
Visua...	Honour	4	9780810939288	-	View

You can view your submitted adoptions by clicking the "Submitted Adoptions" link in the navigation sidebar.

You can view the statuses of your submitted materials here. Hover over them to see more details.

v.1.5.1 | © 2024

You also have the option to view more details of any material which includes pricing, format, description, usage type, and notes.

Find all of Discover features on the Legacy Version [Switch to Legacy](#)

Follett QA

MY COURSES

- Open Adoptions
- Submitted Adoptions**

INBOX

- Message Center

My Courses Term

Current Term / Spring 2024

Submitted Adoptions

Enroll in the Access Program
Learn more about how to save your students up to 60% on their materials.

Enroll Courses

001 Accounting 101

001 Accounting 101 View by Course View by Section

Adoption List

TITLE	AUTHOR	EDITION	ISBN	START \$	STATUS
Reason...	Robert S...	1	9780023513206	-	View

You can open or close more details of a particular material by toggling between "View" and "Close".

This is where more details of a material would appear. It includes pricing, description, usage type, etc.

You can also do this for materials in the "Open Adoptions" page which allows you to specify the usage type to adopt.

DETAILS

Reason In History
Robert S. Hegel

EDITION 1

ISBN-13 9780023513206

PUBLISHER PH

FORMAT Paper

PRICING

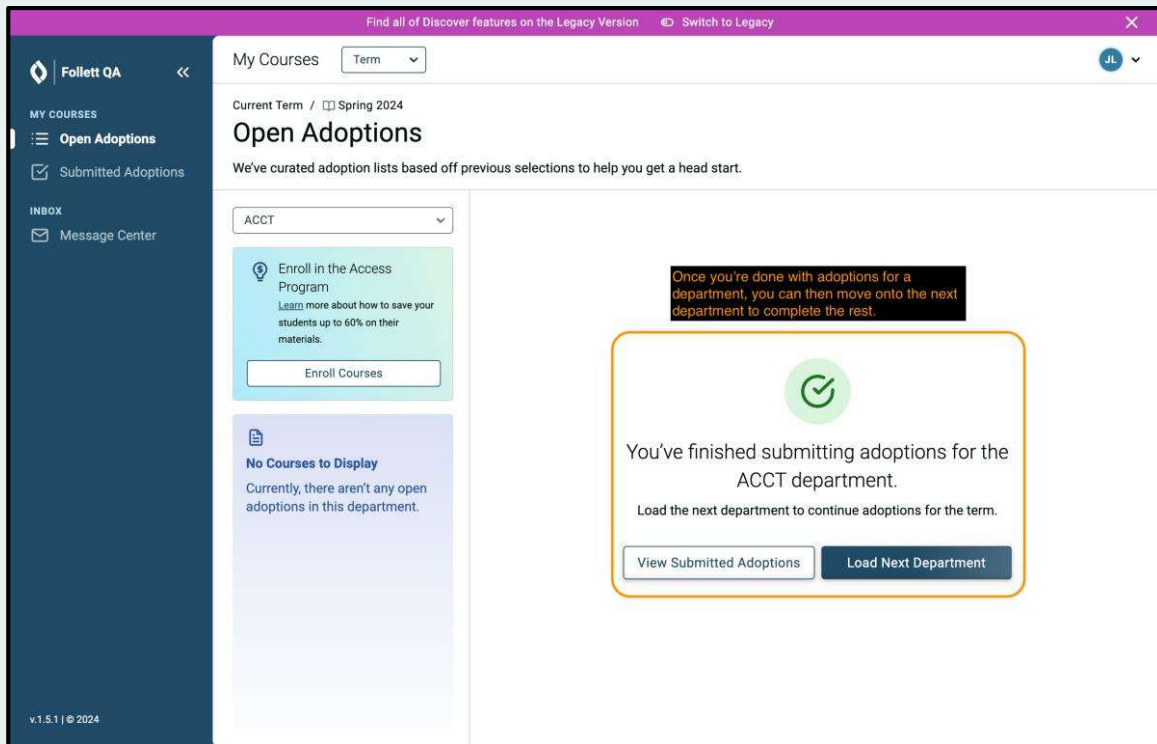
NEW	USED
9.25	7.00

DIGITAL, BUY DIGITAL, RENT

DESCRIPTION

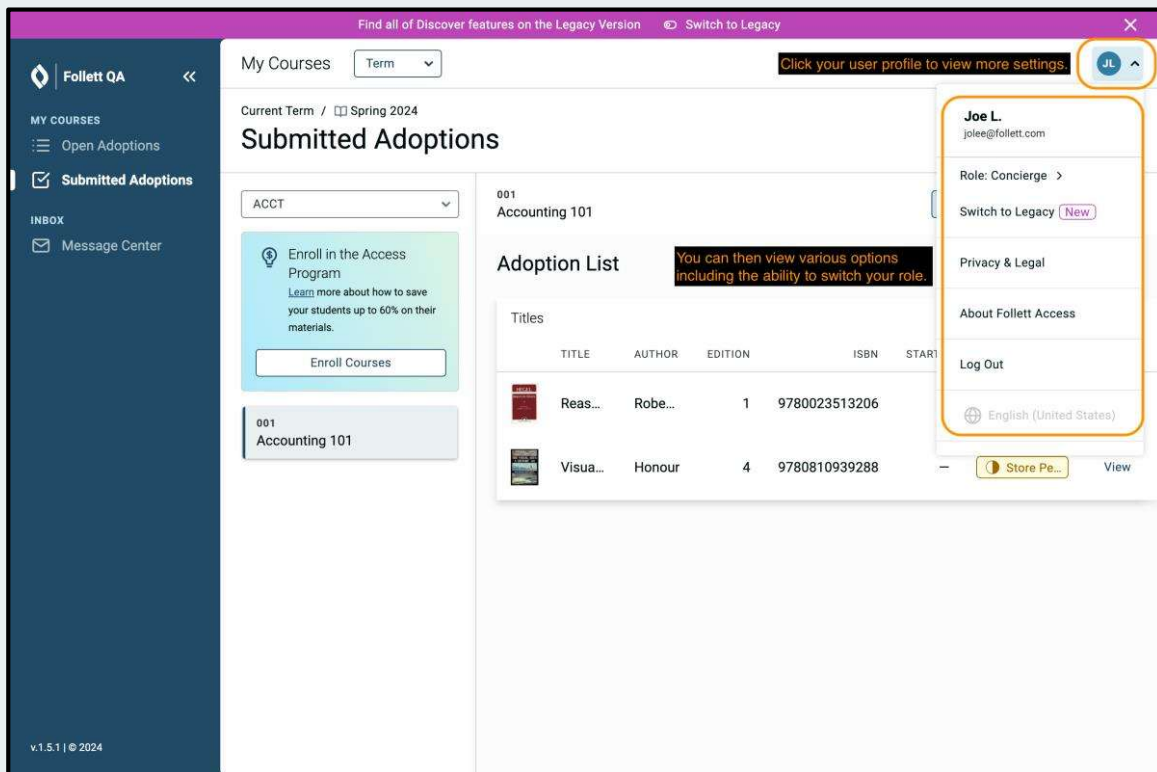
v.1.5.1 | © 2024

When you've completed your adoptions for all your courses in the department on the Open Adoptions page, you'll see that you're done. If you're a concierge user, you then have the option to move onto the next department to complete the rest of your adoptions.



Switching your Role

If you have multiple roles under your account, you have the option to switch between them by clicking on the user profile dropdown on the top right of the page.



Once the user profile dropdown is clicked, you can click on the "Role" option to view your available roles to switch between. This allows you to easily update your Discover experience based on what you'd like to accomplish.

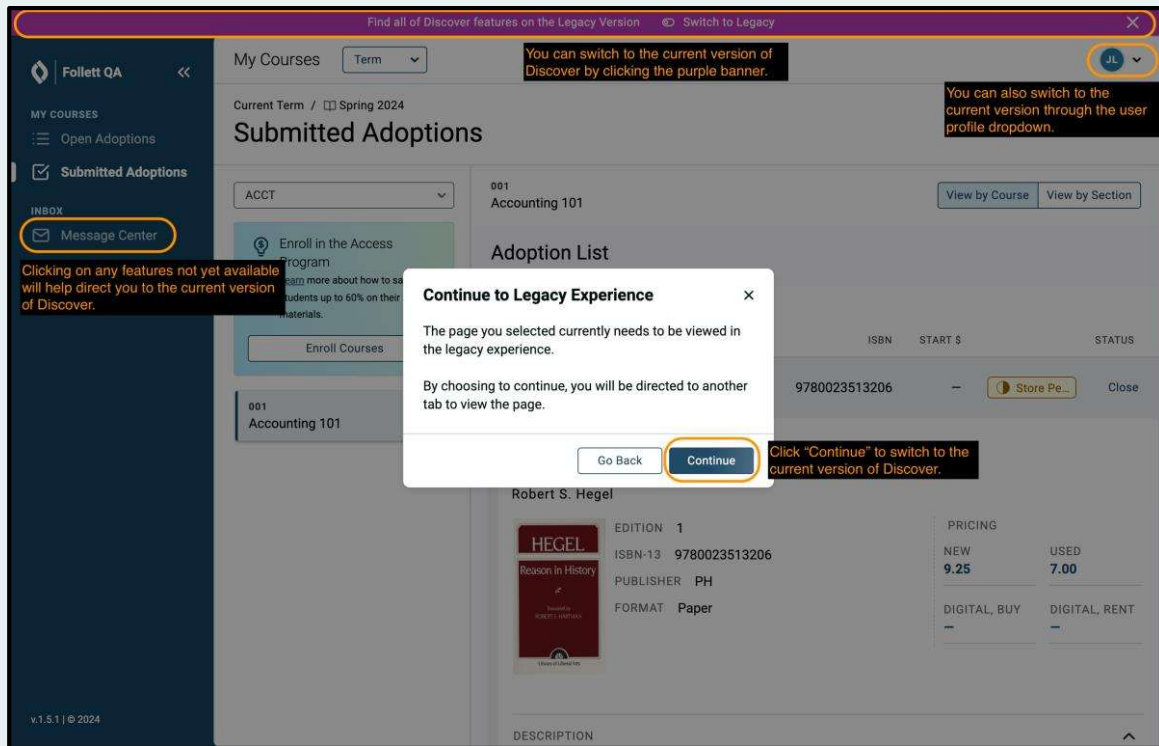
The screenshot shows the 'Submitted Adoptions' page for 'Accounting 101' in the 'Spring 2024' term. The page includes a sidebar with navigation options like 'Open Adoptions', 'Submitted Adoptions', and 'Message Center'. A callout box on the left encourages enrolling in the Access Program. The main content area displays an 'Adoption List' table with columns for Title, Author, Edition, ISBN, and Status. A role selection dropdown is open on the right, showing three roles: 'Dept. Admin' (Approve adoptions), 'Store Admin' (Manage users, terms, and messaging), and 'Concierge' (Submit adoptions for instructors, which is currently selected). A callout box highlights that users can switch between their available roles.

TITLE	AUTHOR	EDITION	ISBN	S
Reas...	Robe...	1	9780023513206	—
Visua...	Honour	4	9780810939288	—

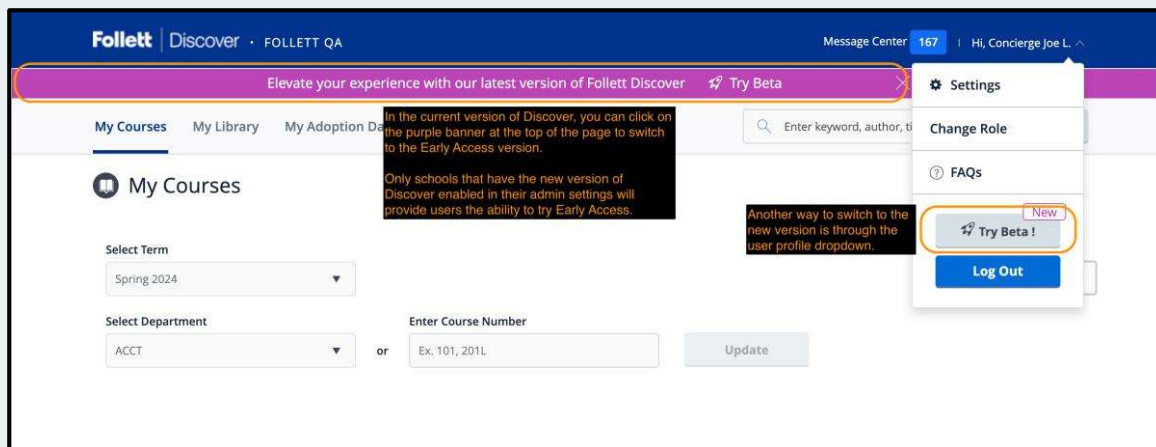
Switching to the Current Version of Discover

If for any reason you'd like to switch to the current version of Discover, you can do so by clicking on the purple banner at the top of the page or through the user profile dropdown.

In addition, when clicking on any features in Early Access that are not supported yet, a modal appears that confirms that you'll be entering the current version of Discover.



Furthermore, once you're in the current version of Discover, you have the option to switch back to Early Access similarly as before via clicking on the purple banner at the top of the page or through the user profile dropdown.



Switching between Discover versions is seamless as your login session is maintained as well as the selected term and department.

Additional Resources

- [Frequently Asked Questions \(FAQ\)](#)
- [Teaser Trailer](#)
- [Product Update: Enrolling in the Affordable Access Program](#)
- [Product Update: Receiving Automatic Reminders for Missing Adoptions](#)