



# AMERICAN COLLEGE HEALTH ASSOCIATION

## American College Health Association-National College Health Assessment (ACHA-NCHA III)

### Institutional Data Report - Spring 2020

### FLORIDA ATLANTIC UNIVERSITY

American College Health Association  
8455 Colesville Road, Suite 740  
Silver Spring, MD 20910  
(410) 859-1500  
[www.acha.org](http://www.acha.org)

April 10, 2020  
FREQUENCY REPORT  
Number of Surveys (n) = 800 Web Surveys

Frequency tables are presented for every multiple choice and select all that apply questions from the survey. The mean, median, standard deviation, minimum, and maximum values are provided for the variables that are continuous, as well as those scales within the survey that produce a score.

Space for value labels associated with each response option is limited in this document and are often abbreviated for brevity. Furthermore, response options are listed in numeric order within the frequency tables, which may differ from the way they appear to students in the survey. **Please always refer to the survey codebook rather than this report document for the exact wording of survey questions and the associated response options.**

#### **A note about the use of sex and gender in this report:**

Survey responses are reported by sex based on the responses to questions 67A, 67B, and 67C. For the purpose of the ACHA-NCHA report documents, respondents are reported as male or female only when their responses to these three questions are consistent with one another. If gender identity is consistent with sex at birth AND "no" is selected for transgender, then respondents are designated as either male or female. If respondents select "yes" for transgender OR their sex at birth is not consistent with their gender identity, then they are designated as non-binary. A respondent that selects "intersex" for sex at birth, "no" for transgender, and man or woman for gender identity are designated as male or female. A respondent that selects "intersex" for sex at birth, "yes" for transgender, or selects a gender identity other than man or woman are designated as non-binary. A respondent that skips any of the three questions is designated as unknown. Only 3 of the 4 categories are displayed in this report. Respondents categorized as non-binary are included in the Total column, but are not presented in a separate column. When the Total of any given row is higher than the sum of the male, female, and unknown respondents, the difference can be attributed to non-binary respondents that selected the response option presented in that row.

#### 1) How would you describe your overall health?

	Male		Female		Unknown		Total		Pct.
	Freq.	Pct.	Freq.	Pct.	Freq.	Pct.	Freq.		
1 Excellent	28	16	58	10	2	29	89	11.3	
2 Very good	74	41	200	35	3	43	281	35.7	
3 Good	61	34	236	41	2	29	309	39.3	
4 Fair	16	9	78	14	0	0	101	12.8	
5 Poor	1	1	5	1	0	0	7	0.9	
Valid responses =	180	23	577	73	7	1	787	98.4	

Invalid responses include no response.

#### 2A) I feel that I belong at my college/university.

	Male		Female		Unknown		Total		Pct.
	Freq.	Pct.	Freq.	Pct.	Freq.	Pct.	Freq.		
1 Strongly disagree	5	3	19	3	0	0	25	3.1	
2 Disagree	7	4	19	3	0	0	27	3.4	
3 Somewhat disagree	20	11	47	8	1	17	71	8.9	
4 Somewhat agree	35	19	128	22	0	0	170	21.4	
5 Agree	70	39	247	42	3	50	330	41.5	
6 Strongly agree	44	24	124	21	2	33	172	21.6	
Valid responses =	181	23	584	73	6	1	795	99.4	

Invalid responses include no response.

#### 2B) I feel that students' health and well-being is a priority at my college/university.

	Male		Female		Unknown		Total		Pct.
	Freq.	Pct.	Freq.	Pct.	Freq.	Pct.	Freq.		
1 Strongly disagree	8	4	28	5	0	0	37	4.7	
2 Disagree	10	6	39	7	3	50	54	6.8	
3 Somewhat disagree	15	8	64	11	0	0	83	10.5	
4 Somewhat agree	61	34	179	31	1	17	250	31.5	
5 Agree	57	32	203	35	0	0	265	33.4	
6 Strongly agree	29	16	70	12	2	33	104	13.1	
Valid responses =	180	23	583	74	6	1	793	99.1	

Invalid responses include no response.

#### 2C) At my college/university, I feel that the campus climate encourages free and open discussion about students' health and well-being.

	Male		Female		Unknown		Total		Pct.
	Freq.	Pct.	Freq.	Pct.	Freq.	Pct.	Freq.		
1 Strongly disagree	6	3	15	3	0	0	22	2.8	
2 Disagree	5	3	27	5	2	40	36	4.6	
3 Somewhat disagree	8	4	45	8	0	0	55	7.0	
4 Somewhat agree	57	32	163	28	1	20	229	29.0	
5 Agree	68	38	235	40	1	20	312	39.4	
6 Strongly agree	36	20	97	17	1	20	137	17.3	
Valid responses =	180	23	582	74	5	1	791	98.9	

Invalid responses include no response.



# AMERICAN COLLEGE HEALTH ASSOCIATION

American College Health Association-National College Health Assessment (ACHA-NCHA III)

Institutional Data Report - Spring 2020

FLORIDA ATLANTIC UNIVERSITY

American College Health Association  
8455 Colesville Road, Suite 740  
Silver Spring, MD 20910  
(410) 859-1500

April 10, 2020  
FREQUENCY REPORT  
Number of Surveys (n) =

800 Web Surveys

[www.acha.org](http://www.acha.org)

## 2D) At my college/university, we are a campus where we look out for each other.

	Male		Female		Unknown		Total Freq.	Pct.
	Freq.	Pct.	Freq.	Pct.	Freq.	Pct.		
1 Strongly disagree	6	3	19	3	0	0	26	3.3
2 Disagree	14	8	44	8	2	40	60	7.6
3 Somewhat disagree	24	13	58	10	0	0	88	11.2
4 Somewhat agree	59	33	218	38	1	20	288	36.5
5 Agree	53	29	170	29	1	20	228	28.9
6 Strongly agree	24	13	71	12	1	20	99	12.5
Valid responses =	180	23	580	74	5	1	789	98.6

Invalid responses include no response.

## 3A) How many hours do you spend in a typical week (7 days) on the following activities?

### Attending classes, discussion sections, or labs

	Male		Female		Unknown		Total Freq.	Pct.
	Freq.	Pct.	Freq.	Pct.	Freq.	Pct.		
1 0 hours	1	1	9	2	0	0	10	1.3
2 1-5 hours	33	18	101	17	1	17	137	17.2
3 6-10 hours	60	33	196	34	0	0	268	33.7
4 11-15 hours	53	29	155	27	2	33	216	27.2
5 16-20 hours	22	12	77	13	1	17	100	12.6
6 21-25 hours	6	3	24	4	1	17	33	4.2
7 26-30 hours	5	3	10	2	0	0	16	2.0
8 More than 30 hours	1	1	12	2	1	17	15	1.9
Valid responses =	181	23	584	73	6	1	795	99.4

Invalid responses include no response.

## 3B) How many hours do you spend in a typical week (7 days) on the following activities?

### Studying and other academic activities outside of class

	Male		Female		Unknown		Total Freq.	Pct.
	Freq.	Pct.	Freq.	Pct.	Freq.	Pct.		
1 0 hours	3	2	8	1	0	0	11	1.4
2 1-5 hours	46	25	156	27	2	33	210	26.4
3 6-10 hours	58	32	157	27	0	0	223	28.1
4 11-15 hours	30	17	115	20	2	33	151	19.0
5 16-20 hours	21	12	65	11	1	17	90	11.3
6 21-25 hours	6	3	33	6	1	17	41	5.2
7 26-30 hours	3	2	20	3	0	0	24	3.0
8 More than 30 hours	14	8	29	5	0	0	44	5.5
Valid responses =	181	23	583	73	6	1	794	99.3

Invalid responses include no response.

## 3C) How many hours do you spend in a typical week (7 days) on the following activities?

### Attending cultural events, movies, concerts, sports or other entertainment with others

	Male		Female		Unknown		Total Freq.	Pct.
	Freq.	Pct.	Freq.	Pct.	Freq.	Pct.		
1 0 hours	52	29	156	27	1	17	219	27.5
2 1-5 hours	103	57	334	57	2	33	449	56.4
3 6-10 hours	19	11	65	11	1	17	89	11.2
4 11-15 hours	6	3	18	3	2	33	26	3.3
5 16-20 hours	1	1	8	1	0	0	9	1.1
6 21-25 hours	0	0	2	0	0	0	2	0.3
7 26-30 hours	0	0	1	0	0	0	1	0.1
8 More than 30 hours	0	0	1	0	0	0	1	0.1
Valid responses =	181	23	585	73	6	1	796	99.5

Invalid responses include no response.

## 3D) How many hours do you spend in a typical week (7 days) on the following activities?

### Performing community service or volunteer activities

	Male		Female		Unknown		Total Freq.	Pct.
	Freq.	Pct.	Freq.	Pct.	Freq.	Pct.		
1 0 hours	120	67	336	58	3	50	471	59.3
2 1-5 hours	50	28	200	34	1	17	260	32.7
3 6-10 hours	4	2	29	5	0	0	35	4.4
4 11-15 hours	4	2	7	1	0	0	12	1.5
5 16-20 hours	0	0	7	1	0	0	7	0.9
6 21-25 hours	1	1	2	0	2	33	5	0.6
7 26-30 hours	0	0	3	1	0	0	3	0.4
8 More than 30 hours	1	1	0	0	0	0	1	0.1
Valid responses =	180	23	584	74	6	1	794	99.3

Invalid responses include no response.



# AMERICAN COLLEGE HEALTH ASSOCIATION

American College Health Association-National College Health Assessment (ACHA-NCHA III)

Institutional Data Report - Spring 2020

FLORIDA ATLANTIC UNIVERSITY

American College Health Association  
8455 Colesville Road, Suite 740  
Silver Spring, MD 20910  
(410) 859-1500

April 10, 2020  
FREQUENCY REPORT  
Number of Surveys (n) =

800 Web Surveys

[www.acha.org](http://www.acha.org)

### 3E) How many hours do you spend in a typical week (7 days) on the following activities?

#### Participating in physical exercise, team sports, recreational sports, or physically active hobbies

	Male		Female		Unknown		Total Freq.	Pct.	
	Freq.	Pct.	Freq.	Pct.	Freq.	Pct.			
1 0 hours	43	24	194	33	1	17	249	31.3	
2 1-5 hours	82	45	272	47	3	50	368	46.3	
3 6-10 hours	39	22	85	15	0	0	125	15.7	
4 11-15 hours	9	5	16	3	1	17	26	3.3	
5 16-20 hours	4	2	10	2	1	17	15	1.9	
6 21-25 hours	1	1	5	1	0	0	6	0.8	
7 26-30 hours	2	1	1	0	0	0	3	0.4	
8 More than 30 hours	1	1	1	0	0	0	3	0.4	
Valid responses =	181	23	584	73	6	1	795	99.4	

Invalid responses include no response.

### 3F) How many hours do you spend in a typical week (7 days) on the following activities?

#### Participating in spiritual or religious activities

	Male		Female		Unknown		Total Freq.	Pct.	
	Freq.	Pct.	Freq.	Pct.	Freq.	Pct.			
1 0 hours	119	66	355	61	3	50	494	62.1	
2 1-5 hours	51	28	192	33	1	17	249	31.3	
3 6-10 hours	6	3	21	4	0	0	29	3.6	
4 11-15 hours	3	2	9	2	1	17	13	1.6	
5 16-20 hours	0	0	3	1	1	17	4	0.5	
6 21-25 hours	0	0	1	0	0	0	1	0.1	
7 26-30 hours	0	0	1	0	0	0	1	0.1	
8 More than 30 hours	2	1	3	1	0	0	5	0.6	
Valid responses =	181	23	585	73	6	1	796	99.5	

Invalid responses include no response.

### 3G) How many hours do you spend in a typical week (7 days) on the following activities?

#### Participating in student clubs or organizations

	Male		Female		Unknown		Total Freq.	Pct.	
	Freq.	Pct.	Freq.	Pct.	Freq.	Pct.			
1 0 hours	116	64	361	62	3	50	496	62.5	
2 1-5 hours	42	23	167	29	0	0	213	26.9	
3 6-10 hours	14	8	32	6	2	33	52	6.6	
4 11-15 hours	4	2	13	2	0	0	17	2.1	
5 16-20 hours	3	2	6	1	1	17	10	1.3	
6 21-25 hours	1	1	2	0	0	0	3	0.4	
7 26-30 hours	0	0	0	0	0	0	0	0.0	
8 More than 30 hours	1	1	1	0	0	0	2	0.3	
Valid responses =	181	23	582	73	6	1	793	99.1	

Invalid responses include no response.

### 3H) How many hours do you spend in a typical week (7 days) on the following activities?

#### Socializing with friends

	Male		Female		Unknown		Total Freq.	Pct.	
	Freq.	Pct.	Freq.	Pct.	Freq.	Pct.			
1 0 hours	23	13	50	9	0	0	75	9.5	
2 1-5 hours	68	38	291	50	1	17	376	47.4	
3 6-10 hours	56	31	128	22	1	17	188	23.7	
4 11-15 hours	17	9	52	9	2	33	71	9.0	
5 16-20 hours	11	6	31	5	1	17	43	5.4	
6 21-25 hours	1	1	9	2	0	0	10	1.3	
7 26-30 hours	2	1	4	1	0	0	6	0.8	
8 More than 30 hours	3	2	17	3	1	17	24	3.0	
Valid responses =	181	23	582	73	6	1	793	99.1	

Invalid responses include no response.

### 3I) How many hours do you spend in a typical week (7 days) on the following activities?

#### Partying

	Male		Female		Unknown		Total Freq.	Pct.	
	Freq.	Pct.	Freq.	Pct.	Freq.	Pct.			
1 0 hours	132	73	427	73	2	33	578	72.9	
2 1-5 hours	40	22	126	22	1	17	172	21.7	
3 6-10 hours	8	4	21	4	1	17	30	3.8	
4 11-15 hours	1	1	5	1	1	17	7	0.9	
5 16-20 hours	0	0	3	1	0	0	3	0.4	
6 21-25 hours	0	0	1	0	1	17	3	0.4	
7 26-30 hours	0	0	0	0	0	0	0	0.0	
8 More than 30 hours	0	0	0	0	0	0	0	0.0	
Valid responses =	181	23	583	74	6	1	793	99.1	

Invalid responses include no response.



# AMERICAN COLLEGE HEALTH ASSOCIATION

American College Health Association-National College Health Assessment (ACHA-NCHA III)

Institutional Data Report - Spring 2020

FLORIDA ATLANTIC UNIVERSITY

American College Health Association  
8455 Colesville Road, Suite 740  
Silver Spring, MD 20910  
(410) 859-1500

April 10, 2020  
FREQUENCY REPORT  
Number of Surveys (n) =

800 Web Surveys

[www.acha.org](http://www.acha.org)

### 3J) How many hours do you spend in a typical week (7 days) on the following activities?

#### Spending time with family

	Male		Female		Unknown		Total Freq.	Pct.
	Freq.	Pct.	Freq.	Pct.	Freq.	Pct.		
1 0 hours	42	23	110	19	1	17	160	20.2
2 1-5 hours	66	37	206	35	2	33	283	35.6
3 6-10 hours	30	17	105	18	1	17	140	17.6
4 11-15 hours	17	9	55	9	1	17	76	9.6
5 16-20 hours	9	5	32	6	1	17	43	5.4
6 21-25 hours	6	3	19	3	0	0	25	3.1
7 26-30 hours	1	1	12	2	0	0	13	1.6
8 More than 30 hours	10	6	44	8	0	0	54	6.8
Valid responses =	181	23	583	73	6	1	794	99.3

Invalid responses include no response.

### 3K) How many hours do you spend in a typical week (7 days) on the following activities?

#### Watching TV, streaming movies/TV, or other media for entertainment

	Male		Female		Unknown		Total Freq.	Pct.
	Freq.	Pct.	Freq.	Pct.	Freq.	Pct.		
1 0 hours	8	4	22	4	0	0	33	4.2
2 1-5 hours	54	30	219	38	1	17	280	35.3
3 6-10 hours	54	30	168	29	1	17	232	29.2
4 11-15 hours	28	16	74	13	1	17	105	13.2
5 16-20 hours	16	9	51	9	2	33	72	9.1
6 21-25 hours	8	4	21	4	0	0	29	3.7
7 26-30 hours	2	1	16	3	0	0	19	2.4
8 More than 30 hours	11	6	12	2	1	17	24	3.0
Valid responses =	181	23	583	73	6	1	794	99.3

Invalid responses include no response.

### 3L) How many hours do you spend in a typical week (7 days) on the following activities?

#### Gaming

	Male		Female		Unknown		Total Freq.	Pct.
	Freq.	Pct.	Freq.	Pct.	Freq.	Pct.		
1 0 hours	64	35	436	75	3	50	515	64.7
2 1-5 hours	50	28	103	18	0	0	159	20.0
3 6-10 hours	25	14	24	4	0	0	54	6.8
4 11-15 hours	18	10	10	2	3	50	31	3.9
5 16-20 hours	13	7	6	1	0	0	20	2.5
6 21-25 hours	1	1	3	1	0	0	4	0.5
7 26-30 hours	2	1	2	0	0	0	4	0.5
8 More than 30 hours	8	4	1	0	0	0	9	1.1
Valid responses =	181	23	585	73	6	1	796	99.5

Invalid responses include no response.

### 3M) How many hours do you spend in a typical week (7 days) on the following activities?

#### Using social media

	Male		Female		Unknown		Total Freq.	Pct.
	Freq.	Pct.	Freq.	Pct.	Freq.	Pct.		
1 0 hours	25	14	43	7	0	0	71	8.9
2 1-5 hours	83	46	210	36	2	33	304	38.2
3 6-10 hours	39	22	144	25	0	0	187	23.5
4 11-15 hours	18	10	90	15	4	67	117	14.7
5 16-20 hours	5	3	39	7	0	0	45	5.7
6 21-25 hours	9	5	23	4	0	0	33	4.2
7 26-30 hours	0	0	15	3	0	0	16	2.0
8 More than 30 hours	2	1	20	3	0	0	22	2.8
Valid responses =	181	23	584	73	6	1	795	99.4

Invalid responses include no response.

### 3N) How many hours do you spend in a typical week (7 days) on the following activities?

#### Commuting to school and/or to work

	Male		Female		Unknown		Total Freq.	Pct.
	Freq.	Pct.	Freq.	Pct.	Freq.	Pct.		
1 0 hours	25	14	98	17	2	33	131	16.5
2 1-5 hours	90	50	278	48	0	0	376	47.2
3 6-10 hours	46	25	138	24	3	50	192	24.1
4 11-15 hours	13	7	38	7	1	17	57	7.2
5 16-20 hours	4	2	14	2	0	0	18	2.3
6 21-25 hours	2	1	6	1	0	0	8	1.0
7 26-30 hours	0	0	6	1	0	0	6	0.8
8 More than 30 hours	1	1	7	1	0	0	8	1.0
Valid responses =	181	23	585	73	6	1	796	99.5

Invalid responses include no response.



# AMERICAN COLLEGE HEALTH ASSOCIATION

American College Health Association-National College Health Assessment (ACHA-NCHA III)

Institutional Data Report - Spring 2020

FLORIDA ATLANTIC UNIVERSITY

American College Health Association  
8455 Colesville Road, Suite 740  
Silver Spring, MD 20910  
(410) 859-1500

April 10, 2020  
FREQUENCY REPORT  
Number of Surveys (n) =

800 Web Surveys

[www.acha.org](http://www.acha.org)

### 3O) How many hours do you spend in a typical week (7 days) on the following activities?

#### Working for pay

	Male		Female		Unknown		Total Freq.	Pct.
	Freq.	Pct.	Freq.	Pct.	Freq.	Pct.		
1 0 hours	62	34	182	31	2	33	255	32.1
2 1-5 hours	10	6	29	5	0	0	43	5.4
3 6-10 hours	12	7	48	8	0	0	64	8.1
4 11-15 hours	9	5	43	7	0	0	54	6.8
5 16-20 hours	30	17	79	14	2	33	113	14.2
6 21-25 hours	14	8	44	8	0	0	58	7.3
7 26-30 hours	4	2	37	6	1	17	43	5.4
8 More than 30 hours	40	22	121	21	1	17	164	20.7
Valid responses =	181	23	583	73	6	1	794	99.3

Invalid responses include no response.

### 3P) How many hours do you spend in a typical week (7 days) on the following activities?

#### Participating in meditation or meditative activities

	Male		Female		Unknown		Total Freq.	Pct.
	Freq.	Pct.	Freq.	Pct.	Freq.	Pct.		
1 0 hours	127	70	405	70	1	17	547	69.5
2 1-5 hours	43	24	151	26	2	33	204	25.9
3 6-10 hours	9	5	11	2	1	17	22	2.8
4 11-15 hours	1	1	4	1	1	17	6	0.8
5 16-20 hours	1	1	4	1	1	17	6	0.8
6 21-25 hours	0	0	2	0	0	0	2	0.3
7 26-30 hours	0	0	0	0	0	0	0	0.0
8 More than 30 hours	0	0	0	0	0	0	0	0.0
Valid responses =	181	23	577	73	6	1	787	98.4

Invalid responses include no response.

### 3Q) How many hours do you spend in a typical week (7 days) on the following activities?

#### Performing unpaid household responsibilities

	Male		Female		Unknown		Total Freq.	Pct.
	Freq.	Pct.	Freq.	Pct.	Freq.	Pct.		
1 0 hours	30	17	46	8	2	33	83	10.4
2 1-5 hours	110	61	336	58	0	0	456	57.4
3 6-10 hours	27	15	121	21	3	50	157	19.7
4 11-15 hours	7	4	42	7	1	17	52	6.5
5 16-20 hours	5	3	21	4	0	0	27	3.4
6 21-25 hours	1	1	6	1	0	0	7	0.9
7 26-30 hours	0	0	3	1	0	0	3	0.4
8 More than 30 hours	1	1	9	2	0	0	10	1.3
Valid responses =	181	23	584	73	6	1	795	99.4

Invalid responses include no response.

### 3R) How many hours do you spend in a typical week (7 days) on the following activities?

#### Taking care of children or other family members (unpaid)

	Male		Female		Unknown		Total Freq.	Pct.
	Freq.	Pct.	Freq.	Pct.	Freq.	Pct.		
1 0 hours	146	81	385	66	3	50	550	69.5
2 1-5 hours	19	11	78	13	1	17	103	13.0
3 6-10 hours	5	3	43	7	1	17	50	6.3
4 11-15 hours	3	2	18	3	0	0	22	2.8
5 16-20 hours	4	2	15	3	0	0	19	2.4
6 21-25 hours	2	1	6	1	1	17	9	1.1
7 26-30 hours	0	0	6	1	0	0	7	0.9
8 More than 30 hours	2	1	29	5	0	0	31	3.9
Valid responses =	181	23	580	73	6	1	791	98.9

Invalid responses include no response.

### 4) How do you describe your weight?

	Male		Female		Unknown		Total Freq.	Pct.
	Freq.	Pct.	Freq.	Pct.	Freq.	Pct.		
1 Very underweight	2	1	4	1	0	0	9	1.1
2 Slightly underweight	22	12	40	7	1	14	64	8.1
3 About the right weight	82	46	271	47	5	71	369	46.6
4 Slightly overweight	59	33	210	36	0	0	275	34.8
5 Very overweight	15	8	55	10	1	14	74	9.4
Valid responses =	180	23	580	73	7	1	791	98.9

Invalid responses include no response.



# AMERICAN COLLEGE HEALTH ASSOCIATION

American College Health Association-National College Health Assessment (ACHA-NCHA III)

Institutional Data Report - Spring 2020

FLORIDA ATLANTIC UNIVERSITY

American College Health Association  
8455 Colesville Road, Suite 740  
Silver Spring, MD 20910  
(410) 859-1500  
[www.acha.org](http://www.acha.org)

April 10, 2020

FREQUENCY REPORT

Number of Surveys (n) = 800 Web Surveys

## 5) Are you trying to do any of the following about your weight?

	Male		Female		Unknown		Total		Pct.
	Freq.	Pct.	Freq.	Pct.	Freq.	Pct.	Freq.	Pct.	
1 Not trying anything about my weight	29	16	104	18	1	14	142	17.8	
2 Stay the same weight	36	20	100	17	3	43	142	17.8	
3 Lose weight	80	44	340	58	1	14	430	54.0	
4 Gain weight	35	19	42	7	2	29	83	10.4	
Valid responses =	180	23	586	74	7	1	797	99.6	

Invalid responses include no response.

## 6) In the last 7 days, how many (total) minutes did you spend doing moderate physical activity?

Examples: brisk walking, dancing, or household chores.

	Male		Female		Unknown		Total		Pct.
	Freq.	Pct.	Freq.	Pct.	Freq.	Pct.	Freq.	Pct.	
0 0 Minutes	8	4	36	6	0	0	47	6.0	
1 1 to 149 Minutes	93	52	326	57	4	80	439	56.0	
2 150 to 299 Minutes	38	21	108	19	0	0	147	18.8	
3 300 or More Minutes	41	23	105	18	1	20	151	19.3	
Valid responses =	180	23	575	73	5	1	784	98.0	

Invalid responses include no response.

	Mean	Median	Std Dev	Min	Max
Male	253.03	120.00	406.73	0	2400
Female	212.40	120.00	424.02	0	5040
Overall	220.41	120.00	416.17	0	5040

## 7) In the last 7 days, how many (total) minutes did you spend doing vigorous physical activity?

Examples: running, swimming laps, or hiking.

	Male		Female		Unknown		Total		Pct.
	Freq.	Pct.	Freq.	Pct.	Freq.	Pct.	Freq.	Pct.	
0 0 Minutes	53	30	270	47	0	0	331	42.3	
1 1 to 74 Minutes	47	26	151	26	3	60	209	26.7	
2 75 to 149 Minutes	32	18	61	11	1	20	96	12.3	
3 150 or More Minutes	47	26	93	16	1	20	147	18.8	
Valid responses =	179	23	575	73	5	1	783	97.9	

Invalid responses include no response.

	Mean	Median	Std Dev	Min	Max
Male	130.78	60.00	236.36	0	2400
Female	74.05	10.00	153.66	0	1440
Overall	88.53	20.00	178.12	0	2400

## 8) In the last 7 days, on how many days did you do exercises to strengthen or tone your muscles?

Examples: push ups, sit ups, or weightlifting/training.

	Male		Female		Unknown		Total		Pct.
	Freq.	Pct.	Freq.	Pct.	Freq.	Pct.	Freq.	Pct.	
0 0 days	71	39	286	49	1	14	376	47.1	
1 1 day	15	8	74	13	0	0	91	11.4	
2 2 days	28	16	77	13	4	57	111	13.9	
3 3 days	31	17	81	14	0	0	112	14.0	
4 4 days	13	7	27	5	0	0	40	5.0	
5 5 days	12	7	27	5	1	14	41	5.1	
6 6 days	6	3	8	1	0	0	15	1.9	
7 7 days	5	3	6	1	1	14	12	1.5	
Valid responses =	181	23	586	73	7	1	798	99.8	

Invalid responses include no response.



# AMERICAN COLLEGE HEALTH ASSOCIATION

American College Health Association-National College Health Assessment (ACHA-NCHA III)

Institutional Data Report - Spring 2020

FLORIDA ATLANTIC UNIVERSITY

American College Health Association  
8455 Colesville Road, Suite 740  
Silver Spring, MD 20910  
(410) 859-1500  
[www.acha.org](http://www.acha.org)

April 10, 2020

FREQUENCY REPORT

Number of Surveys (n) = 800 Web Surveys

## 9A) In the last 7 days, how many servings of sugar-sweetened beverages did you drink on average per day?

One serving is 12 oz of soda; 8 oz of sugar-sweetened, flavored water or sports drink; 6 oz of sugar-sweetened coffee, tea, or juice. If you do not drink sugar-sweetened beverages, please enter 0.

	Male		Female		Unknown		Total	
	Freq.	Pct.	Freq.	Pct.	Freq.	Pct.	Freq.	Pct.
1 0 servings	55	31	183	32	3	60	251	32.0
2 1 serving	24	13	99	17	0	0	128	16.3
3 2 servings	26	14	92	16	1	20	120	15.3
4 3 servings	17	9	55	10	0	0	74	9.4
5 4 servings	15	8	24	4	0	0	40	5.1
6 5 servings	7	4	35	6	0	0	44	5.6
7 6 servings	8	4	9	2	0	0	17	2.2
8 7 servings	5	3	27	5	0	0	32	4.1
9 8 servings	4	2	4	1	0	0	9	1.1
10 9 or more servings	19	11	48	8	1	20	70	8.9
Valid responses =	180	23	576	73	5	1	785	98.1

Invalid responses include no response.

	Mean	Median	Std Dev	Min	Max
Male	3.28	2.00	4.42	0	28
Female	2.90	2.00	4.18	0	29
Overall	2.97	2.00	4.21	0	29

## 9B) In the past 30 days, on how many days did you drink energy drinks or energy shots?

(for example: Red Bull, Monster, Full Throttle, 5 Hour Energy, Rockstar Energy Shot, or Full Throttle Energy Shot, etc.)

	Male		Female		Unknown		Total	
	Freq.	Pct.	Freq.	Pct.	Freq.	Pct.	Freq.	Pct.
1 0 days	128	72	480	84	3	60	633	81.3
2 1-2 days	18	10	40	7	1	20	59	7.6
3 3-4 days	10	6	16	3	0	0	26	3.3
4 5-10 days	12	7	18	3	1	20	32	4.1
5 11-15 days	2	1	10	2	0	0	12	1.5
6 16-20 days	1	1	4	1	0	0	5	0.6
7 21-25 days	2	1	3	1	0	0	5	0.6
8 26-30 days	5	3	1	0	0	0	7	0.9
Valid responses =	178	23	572	73	5	1	779	97.4

Invalid responses include no response.

	Mean	Median	Std Dev	Min	Max
Male	2.18	0.00	5.91	0	30
Female	0.98	0.00	3.43	0	26
Overall	1.27	0.00	4.24	0	30

## 10) In the last 7 days, how many servings of fruit did you eat on average per day?

One serving is a medium piece of fresh fruit; 1/2 cup of fresh, frozen, or canned fruit; 1/4 cup of dried fruit; or 3/4 cup of 100% fresh fruit juice

	Male		Female		Unknown		Total	
	Freq.	Pct.	Freq.	Pct.	Freq.	Pct.	Freq.	Pct.
1 0 servings per day	38	21	95	16	1	14	139	17.5
2 1-2 servings per day	114	63	389	67	3	43	523	65.9
3 3-4 servings per day	21	12	86	15	2	29	111	14.0
4 5-6 servings per day	8	4	10	2	1	14	19	2.4
5 More than 6 servings per day	0	0	2	0	0	0	2	0.3
Valid responses =	181	23	582	73	7	1	794	99.3

Invalid responses include no response.

## 11) In the last 7 days, how many servings of vegetables did you eat on average per day?

One serving is 1/2 cup of fresh, frozen, or canned vegetables; 3/4 cup 100% vegetable juice; or 1 cup salad greens)

	Male		Female		Unknown		Total	
	Freq.	Pct.	Freq.	Pct.	Freq.	Pct.	Freq.	Pct.
1 0 servings per day	30	17	65	11	0	0	99	12.5
2 1-2 servings per day	100	55	338	58	4	57	455	57.2
3 3-4 servings per day	38	21	146	25	2	29	191	24.0
4 5-6 servings per day	8	4	24	4	1	14	35	4.4
5 More than 6 servings per day	5	3	10	2	0	0	15	1.9
Valid responses =	181	23	583	73	7	1	795	99.4

Invalid responses include no response.

## 12A) For the following statements, please say whether the statement was often true, sometimes true, or never true for you in the last 30 days.

The food that I bought just didn't last, and I didn't have money to get more

	Male		Female		Unknown		Total	
	Freq.	Pct.	Freq.	Pct.	Freq.	Pct.	Freq.	Pct.
0 Never True	100	57	299	52	2	33	415	53.1
1 Sometimes True	66	37	205	36	3	50	282	36.1
2 Often True	11	6	70	12	1	17	84	10.8
Valid responses =	177	23	574	73	6	1	781	97.6

Invalid responses include no response.



# AMERICAN COLLEGE HEALTH ASSOCIATION

American College Health Association-National College Health Assessment (ACHA-NCHA III)

Institutional Data Report - Spring 2020

FLORIDA ATLANTIC UNIVERSITY

American College Health Association  
8455 Colesville Road, Suite 740  
Silver Spring, MD 20910  
(410) 859-1500  
[www.acha.org](http://www.acha.org)

April 10, 2020

FREQUENCY REPORT

Number of Surveys (n) = 800 Web Surveys

12B) For the following statements, please say whether the statement was often true, sometimes true, or never true for you in the last 30 days.

I couldn't afford to eat balanced meals.

	Male		Female		Unknown		Total		Pct.
	Freq.	Pct.	Freq.	Pct.	Freq.	Pct.	Freq.	Pct.	
0 Never True	100	57	277	48	0	0	391	50.1	
1 Sometimes True	50	28	209	36	2	40	269	34.5	
2 Often True	27	15	88	15	3	60	120	15.4	
Valid responses =	177	23	574	74	5	1	780	97.5	

Invalid responses include no response.

12C) In the last 30 days, did you ever cut the size of your meals or skip meals because there wasn't enough money for food?

	Male		Female		Unknown		Total		Pct.
	Freq.	Pct.	Freq.	Pct.	Freq.	Pct.	Freq.	Pct.	
0 No	115	64	363	62	1	14	493	61.7	
1 Only 1 or 2 days	28	16	70	12	3	43	106	13.3	
2 Yes, some days, but not every day	29	16	121	21	2	29	155	19.4	
3 Yes, almost every day	9	5	33	6	1	14	45	5.6	
Valid responses =	181	23	587	73	7	1	799	99.9	

Invalid responses include no response.

12D) In the last 30 days, did you ever eat less than you felt you should because there wasn't enough money for food?

	Male		Female		Unknown		Total		Pct.
	Freq.	Pct.	Freq.	Pct.	Freq.	Pct.	Freq.	Pct.	
0 No	137	76	421	72	2	29	577	72.4	
1 Yes	44	24	164	28	5	71	220	27.6	
Valid responses =	181	23	585	73	7	1	797	99.6	

Invalid responses include no response.

12E) In the last 30 days, were you ever hungry but didn't eat because there wasn't enough money for food?

	Male		Female		Unknown		Total		Pct.
	Freq.	Pct.	Freq.	Pct.	Freq.	Pct.	Freq.	Pct.	
0 No	151	83	446	76	1	14	617	77.4	
1 Yes	30	17	139	24	6	86	180	22.6	
Valid responses =	181	23	585	73	7	1	797	99.6	

Invalid responses include no response.

13) How long does it usually take for you to fall asleep at night once you close your eyes?

	Male		Female		Unknown		Total		Pct.
	Freq.	Pct.	Freq.	Pct.	Freq.	Pct.	Freq.	Pct.	
1 Under 5 minutes	26	14	62	11	0	0	90	11.3	
2 5-15 minutes	54	30	168	29	3	43	232	29.1	
3 16-30 minutes	50	28	167	29	2	29	226	28.4	
4 31 minutes - 1 hour	34	19	115	20	1	14	154	19.3	
5 over 1 hour	17	9	73	13	1	14	95	11.9	
Valid responses =	181	23	585	73	7	1	797	99.6	

Invalid responses include no response.

14) Over the last 2 weeks, what is the average amount of sleep you have gotten on a weeknight (excluding naps)? (Please select the response closest to your answer)

	Male		Female		Unknown		Total		Pct.
	Freq.	Pct.	Freq.	Pct.	Freq.	Pct.	Freq.	Pct.	
1 Less than 4 hours	2	1	6	1	0	0	8	1.0	
2 4 hours	6	3	26	4	0	0	33	4.1	
3 5 hours	33	18	113	19	2	29	152	19.1	
4 6 hours	49	27	176	30	2	29	233	29.2	
5 7 hours	63	35	163	28	2	29	236	29.6	
6 8 hours	22	12	81	14	1	14	107	13.4	
7 9 hours	5	3	11	2	0	0	17	2.1	
8 10 or more hours	1	1	9	2	0	0	11	1.4	
Valid responses =	181	23	585	73	7	1	797	99.6	

Invalid responses include no response.

15) Over the last 2 weeks, what is the average amount of sleep you have gotten on a weekend night (excluding naps)? (Please select the response closest to your answer)

	Male		Female		Unknown		Total		Pct.
	Freq.	Pct.	Freq.	Pct.	Freq.	Pct.	Freq.	Pct.	
1 Less than 4 hours	2	1	5	1	0	0	7	0.9	
2 4 hours	1	1	12	2	1	14	15	1.9	
3 5 hours	8	4	61	10	1	14	71	8.9	
4 6 hours	19	11	91	16	2	29	113	14.2	
5 7 hours	41	23	140	24	1	14	186	23.3	
6 8 hours	59	33	158	27	1	14	231	29.0	
7 9 hours	31	17	66	11	0	0	98	12.3	
8 10 or more hours	20	11	52	9	1	14	76	9.5	
Valid responses =	181	23	585	73	7	1	797	99.6	

Invalid responses include no response.





# AMERICAN COLLEGE HEALTH ASSOCIATION

American College Health Association-National College Health Assessment (ACHA-NCHA III)

Institutional Data Report - Spring 2020

FLORIDA ATLANTIC UNIVERSITY

American College Health Association

8455 Colesville Road, Suite 740

Silver Spring, MD 20910

(410) 859-1500

[www.acha.org](http://www.acha.org)

April 10, 2020

FREQUENCY REPORT

Number of Surveys (n) =

800 Web Surveys

## 16A) On how many of the last 7 days did you: Wake up too early in the morning and couldn't get back to sleep?

	Male		Female		Unknown		Total Freq.	Pct.
	Freq.	Pct.	Freq.	Pct.	Freq.	Pct.		
1 0 days	92	51	230	40	2	33	338	42.6
2 1 day	38	21	112	19	1	17	153	19.3
3 2 days	26	14	85	15	1	17	114	14.4
4 3 days	9	5	69	12	0	0	79	10.0
5 4 days	3	2	36	6	1	17	41	5.2
6 5 days	5	3	31	5	0	0	37	4.7
7 6 days	2	1	4	1	0	0	7	0.9
8 7 days	5	3	16	3	1	17	24	3.0
Valid responses =	180	23	583	74	6	1	793	99.1

Invalid responses include no response.

## 16B) On how many of the last 7 days did you: Feel tired or sleepy during the day?

	Male		Female		Unknown		Total Freq.	Pct.
	Freq.	Pct.	Freq.	Pct.	Freq.	Pct.		
1 0 days	13	7	18	3	0	0	32	4.0
2 1 day	16	9	38	7	0	0	55	6.9
3 2 days	42	23	73	13	1	17	119	15.0
4 3 days	21	12	72	12	0	0	96	12.1
5 4 days	16	9	58	10	1	17	77	9.7
6 5 days	25	14	85	15	2	33	115	14.5
7 6 days	8	4	46	8	2	33	56	7.1
8 7 days	40	22	193	33	0	0	244	30.7
Valid responses =	181	23	583	73	6	1	794	99.3

Invalid responses include no response.

## 16C) On how many of the last 7 days did you: Have an extremely hard time falling asleep?

	Male		Female		Unknown		Total Freq.	Pct.
	Freq.	Pct.	Freq.	Pct.	Freq.	Pct.		
1 0 days	73	40	180	31	1	17	261	32.8
2 1 day	36	20	107	18	1	17	148	18.6
3 2 days	27	15	87	15	2	33	118	14.8
4 3 days	14	8	46	8	0	0	62	7.8
5 4 days	11	6	40	7	0	0	51	6.4
6 5 days	4	2	37	6	0	0	44	5.5
7 6 days	2	1	20	3	1	17	23	2.9
8 7 days	14	8	68	12	1	17	88	11.1
Valid responses =	181	23	585	74	6	1	795	99.4

Invalid responses include no response.

## 16D) On how many of the last 7 days did you: Get enough sleep so that you felt rested?

	Male		Female		Unknown		Total Freq.	Pct.
	Freq.	Pct.	Freq.	Pct.	Freq.	Pct.		
1 0 days	34	19	144	25	1	17	187	23.6
2 1 day	23	13	139	24	3	50	167	21.0
3 2 days	30	17	107	18	0	0	141	17.8
4 3 days	28	16	61	10	1	17	91	11.5
5 4 days	25	14	49	8	1	17	77	9.7
6 5 days	14	8	33	6	0	0	51	6.4
7 6 days	11	6	22	4	0	0	33	4.2
8 7 days	15	8	29	5	0	0	47	5.9
Valid responses =	180	23	584	74	6	1	794	99.3

Invalid responses include no response.

## 16E) On how many of the last 7 days did you: Take a nap?

	Male		Female		Unknown		Total Freq.	Pct.
	Freq.	Pct.	Freq.	Pct.	Freq.	Pct.		
1 0 days	77	43	241	41	2	33	332	41.8
2 1 day	33	18	124	21	0	0	161	20.3
3 2 days	28	16	89	15	2	33	120	15.1
4 3 days	18	10	48	8	1	17	70	8.8
5 4 days	8	4	22	4	0	0	30	3.8
6 5 days	6	3	31	5	1	17	42	5.3
7 6 days	1	1	5	1	0	0	6	0.8
8 7 days	10	6	24	4	0	0	34	4.3
Valid responses =	181	23	584	73	6	1	795	99.4

Invalid responses include no response.



# AMERICAN COLLEGE HEALTH ASSOCIATION

American College Health Association-National College Health Assessment (ACHA-NCHA III)

Institutional Data Report - Spring 2020

FLORIDA ATLANTIC UNIVERSITY

American College Health Association  
8455 Colesville Road, Suite 740  
Silver Spring, MD 20910  
(410) 859-1500  
[www.acha.org](http://www.acha.org)

April 10, 2020

FREQUENCY REPORT

Number of Surveys (n) = 800 Web Surveys

## 16F) On average, how long are your naps? (only includes students who napped 1-7 days)

	Male		Female		Unknown		Total	Pct.
	Freq.	Pct.	Freq.	Pct.	Freq.	Pct.	Freq.	
1 Less than 30 minutes	20	20	53	16	2	50	77	17.0
2 Between 30 and 59 minutes	28	28	147	43	1	25	184	40.5
3 Between 60 and 119 minutes	34	34	103	30	1	25	140	30.8
4 2 hours or more	17	17	36	11	0	0	53	11.7
Valid responses =	99	22	339	75	4	1	454	56.8

Invalid responses include no response.

## 17A) Within the last 12 months, how often did you: Wear a helmet when you rode a bicycle?

	Male		Female		Unknown		Total	Pct.
	Freq.	Pct.	Freq.	Pct.	Freq.	Pct.	Freq.	
1 Did not do this activity	119	67	420	73	2	33	559	71.2
2 Never	34	19	100	17	1	17	139	17.7
3 Rarely	6	3	13	2	1	17	21	2.7
4 Sometimes	3	2	15	3	1	17	20	2.5
5 Most of the time	4	2	6	1	0	0	10	1.3
6 Always	12	7	23	4	1	17	36	4.6
Valid responses =	178	23	577	74	6	1	785	98.1

Invalid responses include no response.

## 17B) Within the last 12 months, how often did you: Wear a helmet when you rode a motorcycle/motor scooter?

	Male		Female		Unknown		Total	Pct.
	Freq.	Pct.	Freq.	Pct.	Freq.	Pct.	Freq.	
1 Did not do this activity	154	87	522	91	3	50	703	89.7
2 Never	6	3	22	4	1	17	29	3.7
3 Rarely	3	2	2	0	0	0	5	0.6
4 Sometimes	2	1	4	1	0	0	6	0.8
5 Most of the time	1	1	2	0	1	17	4	0.5
6 Always	12	7	24	4	1	17	37	4.7
Valid responses =	178	23	576	73	6	1	784	98.0

Invalid responses include no response.

## 17C) Within the last 12 months, how often did you: Wear a helmet when you were skateboarding?

	Male		Female		Unknown		Total	Pct.
	Freq.	Pct.	Freq.	Pct.	Freq.	Pct.	Freq.	
1 Did not do this activity	140	79	505	88	1	20	669	85.5
2 Never	27	15	58	10	2	40	88	11.3
3 Rarely	7	4	6	1	0	0	13	1.7
4 Sometimes	0	0	2	0	1	20	3	0.4
5 Most of the time	1	1	1	0	0	0	2	0.3
6 Always	3	2	3	1	1	20	7	0.9
Valid responses =	178	23	575	74	5	1	782	97.8

Invalid responses include no response.

## 18A) When, if ever, was the last time you drove a car or other vehicle?

	Male		Female		Unknown		Total	Pct.
	Freq.	Pct.	Freq.	Pct.	Freq.	Pct.	Freq.	
1 Never	12	7	31	5	0	0	49	6.2
2 Within the last 2 weeks	154	85	483	83	5	83	655	82.9
3 More than 2 weeks but within 30 days	3	2	14	2	0	0	17	2.2
4 More than 30 days but within 3 months	5	3	23	4	1	17	31	3.9
5 More than 3 months but within 12 months	5	3	17	3	0	0	24	3.0
6 More than 12 months ago	2	1	11	2	0	0	14	1.8
Valid responses =	181	23	579	73	6	1	790	98.8

Invalid responses include no response.

## 18B) Within the last 2 weeks, on how many days did you drive a car or other vehicle? (only includes students that drove in the last 2 weeks)

	Male		Female		Unknown		Total	Pct.
	Freq.	Pct.	Freq.	Pct.	Freq.	Pct.	Freq.	
0 0 Days	0	0	1	0	0	0	1	0.2
1 1 to 4 Days	12	8	43	9	1	25	56	8.6
2 5 to 10 Days	42	27	129	27	0	0	173	26.5
3 11 to 14 Days	100	65	308	64	3	75	422	64.7
Valid responses =	154	24	481	74	4	1	652	81.5

Invalid responses include no response.

	Mean	Median	Std Dev	Min	Max
Male	11.16	14.00	3.77	1	14
Female	11.01	13.00	3.88	0	14
Overall	11.08	14.00	3.84	0	14



# AMERICAN COLLEGE HEALTH ASSOCIATION

American College Health Association-National College Health Assessment (ACHA-NCHA III)

Institutional Data Report - Spring 2020

FLORIDA ATLANTIC UNIVERSITY

American College Health Association  
8455 Colesville Road, Suite 740  
Silver Spring, MD 20910  
(410) 859-1500

April 10, 2020  
FREQUENCY REPORT  
Number of Surveys (n) =

800 Web Surveys

[www.acha.org](http://www.acha.org)

### 18C) Within the last 2 weeks, on how many days did you manually operate a device to text, email, video chat, or use the internet or apps while driving a car or other vehicle?

	Male		Female		Unknown		Total		Pct.
	Freq.	Pct.	Freq.	Pct.	Freq.	Pct.	Freq.	Pct.	
0 0 Days	56	37	161	34	1	25	223	34.6	
1 1 to 4 Days	27	18	106	22	0	0	134	20.8	
2 5 to 10 Days	22	14	93	20	1	25	121	18.8	
3 11 to 14 Days	48	31	115	24	2	50	167	25.9	
Valid responses =	153	24	475	74	4	1	645	80.6	

Invalid responses include no response.

	Mean	Median	Std Dev	Min	Max
Male	5.81	4.00	5.91	0	14
Female	5.28	3.00	5.5	0	14
Overall	5.43	4.00	5.6	0	14

### 18D) Within the last 12 months, how many times have you been involved in an accident when you drove a car or other vehicle?

	Male		Female		Unknown		Total		Pct.
	Freq.	Pct.	Freq.	Pct.	Freq.	Pct.	Freq.	Pct.	
1 No accidents	147	88	473	89	3	60	638	88.4	
2 One accident	18	11	51	10	1	20	71	9.8	
3 Two accidents	2	1	6	1	1	20	10	1.4	
4 Three or more accidents	0	0	3	1	0	0	3	0.4	
Valid responses =	167	23	533	74	5	1	722	90.3	

Invalid responses include no response.

### 19A) Within the last 12 months, did you experience any of the following in an intimate (coupled/partnered) relationship? A partner called me names, insulted me, or put me down to make me feel bad.

	Male		Female		Unknown		Total		Pct.
	Freq.	Pct.	Freq.	Pct.	Freq.	Pct.	Freq.	Pct.	
1 No	165	92	507	87	3	60	695	87.8	
2 Yes	14	8	78	13	2	40	97	12.2	
Valid responses =	179	23	585	74	5	1	792	99.0	

Invalid responses include no response.

### 19B) Within the last 12 months, did you experience any of the following in an intimate (coupled/partnered) relationship? A partner often insisted on knowing who I was with and where I was or tried to limit my contact with family or friends.

	Male		Female		Unknown		Total		Pct.
	Freq.	Pct.	Freq.	Pct.	Freq.	Pct.	Freq.	Pct.	
1 No	168	94	534	91	4	80	727	91.9	
2 Yes	11	6	50	9	1	20	64	8.1	
Valid responses =	179	23	584	74	5	1	791	98.9	

Invalid responses include no response.

### 19C) Within the last 12 months, did you experience any of the following in an intimate (coupled/partnered) relationship? A partner pushed, grabbed, shoved, slapped, kicked, bit, choked, or hit me without my consent.

	Male		Female		Unknown		Total		Pct.
	Freq.	Pct.	Freq.	Pct.	Freq.	Pct.	Freq.	Pct.	
1 No	175	98	569	97	3	60	770	97.2	
2 Yes	4	2	16	3	2	40	22	2.8	
Valid responses =	179	23	585	74	5	1	792	99.0	

Invalid responses include no response.

### 19D) Within the last 12 months, did you experience any of the following in an intimate (coupled/partnered) relationship? A partner forced me into unwanted sexual contact by holding me down or hurting me in some way.

	Male		Female		Unknown		Total		Pct.
	Freq.	Pct.	Freq.	Pct.	Freq.	Pct.	Freq.	Pct.	
1 No	176	99	572	98	4	80	775	98.2	
2 Yes	2	1	11	2	1	20	14	1.8	
Valid responses =	178	23	583	74	5	1	789	98.6	

Invalid responses include no response.

### 19E) Within the last 12 months, did you experience any of the following in an intimate (coupled/partnered) relationship? A partner pressured me into unwanted sexual contact by threatening me, coercing me, or using alcohol or other drugs.

	Male		Female		Unknown		Total		Pct.
	Freq.	Pct.	Freq.	Pct.	Freq.	Pct.	Freq.	Pct.	
1 No	175	99	562	96	3	60	763	96.6	
2 Yes	2	1	23	4	2	40	27	3.4	
Valid responses =	177	22	585	74	5	1	790	98.8	

Invalid responses include no response.



# AMERICAN COLLEGE HEALTH ASSOCIATION

American College Health Association-National College Health Assessment (ACHA-NCHA III)  
Institutional Data Report - Spring 2020

FLORIDA ATLANTIC UNIVERSITY

American College Health Association  
8455 Colesville Road, Suite 740  
Silver Spring, MD 20910  
(410) 859-1500  
[www.acha.org](http://www.acha.org)

April 10, 2020  
FREQUENCY REPORT  
Number of Surveys (n) =

800 Web Surveys

**20A) Within the last 12 months, did you experience any of the following? Do not include intimate relationships.**  
**I was in a physical fight.**

	Male		Female		Unknown		Total Freq.	Pct.
	Freq.	Pct.	Freq.	Pct.	Freq.	Pct.		
1 No	179	99	574	98	4	80	781	98.2
2 Yes	2	1	11	2	1	20	14	1.8
Valid responses =	181	23	585	74	5	1	795	99.4

Invalid responses include no response.

**20B) Within the last 12 months, did you experience any of the following? Do not include intimate relationships.**  
**I was physically assaulted (do not include sexual assault).**

	Male		Female		Unknown		Total Freq.	Pct.
	Freq.	Pct.	Freq.	Pct.	Freq.	Pct.		
1 No	177	98	576	99	4	80	781	98.4
2 Yes	3	2	9	2	1	20	13	1.6
Valid responses =	180	23	585	74	5	1	794	99.3

Invalid responses include no response.

**20C) Within the last 12 months, did you experience any of the following? Do not include intimate relationships.**  
**I was verbally threatened.**

	Male		Female		Unknown		Total Freq.	Pct.
	Freq.	Pct.	Freq.	Pct.	Freq.	Pct.		
1 No	162	90	517	89	2	50	705	89.2
2 Yes	19	11	64	11	2	50	85	10.8
Valid responses =	181	23	581	74	4	1	790	98.8

Invalid responses include no response.

**20D) Within the last 12 months, did you experience any of the following? Do not include intimate relationships.**  
**I was sexually touched without my consent.**

	Male		Female		Unknown		Total Freq.	Pct.
	Freq.	Pct.	Freq.	Pct.	Freq.	Pct.		
1 No	178	99	553	94	3	60	753	94.7
2 Yes	2	1	33	6	2	40	42	5.3
Valid responses =	180	23	586	74	5	1	795	99.4

Invalid responses include no response.

**20E) Within the last 12 months, did you experience any of the following? Do not include intimate relationships.**  
**Sexual penetration (vaginal, anal, oral) was attempted on me without my consent.**

	Male		Female		Unknown		Total Freq.	Pct.
	Freq.	Pct.	Freq.	Pct.	Freq.	Pct.		
1 No	180	99	570	98	5	100	779	98.4
2 Yes	1	1	12	2	0	0	13	1.6
Valid responses =	181	23	582	73	5	1	792	99.0

Invalid responses include no response.

**20F) Within the last 12 months, did you experience any of the following? Do not include intimate relationships.**  
**I was sexually penetrated (vaginal, anal, oral), or made to penetrate someone without my consent.**

	Male		Female		Unknown		Total Freq.	Pct.
	Freq.	Pct.	Freq.	Pct.	Freq.	Pct.		
1 No	180	99	574	99	5	100	783	99.0
2 Yes	1	1	7	1	0	0	8	1.0
Valid responses =	181	23	581	73	5	1	791	98.9

Invalid responses include no response.

**20G) Within the last 12 months, did you experience any of the following? Do not include intimate relationships.**  
**I was a victim of stalking (for example: waiting for me outside my classroom, residence, or office; or repeated emails/phone calls).**

	Male		Female		Unknown		Total Freq.	Pct.
	Freq.	Pct.	Freq.	Pct.	Freq.	Pct.		
1 No	178	98	548	94	4	80	751	94.7
2 Yes	3	2	35	6	1	20	42	5.3
Valid responses =	181	23	583	74	5	1	793	99.1

Invalid responses include no response.

**21A) How safe do you feel: On my campus (daytime)?**

	Male		Female		Unknown		Total Freq.	Pct.
	Freq.	Pct.	Freq.	Pct.	Freq.	Pct.		
1 Not safe at all	1	1	3	1	0	0	4	0.5
2 Somewhat unsafe	5	3	12	2	0	0	18	2.3
3 Somewhat safe	31	17	166	29	2	40	205	25.9
4 Very safe	144	80	400	69	3	60	564	71.3
Valid responses =	181	23	581	73	5	1	791	98.9

Invalid responses include no response.



# AMERICAN COLLEGE HEALTH ASSOCIATION

American College Health Association-National College Health Assessment (ACHA-NCHA III)

Institutional Data Report - Spring 2020

FLORIDA ATLANTIC UNIVERSITY

American College Health Association  
8455 Colesville Road, Suite 740  
Silver Spring, MD 20910  
(410) 859-1500  
[www.acha.org](http://www.acha.org)

April 10, 2020

FREQUENCY REPORT

Number of Surveys (n) = 800 Web Surveys

## 21B) How safe do you feel: On my campus (nighttime)?

	Male		Female		Unknown		Total	Pct.
	Freq.	Pct.	Freq.	Pct.	Freq.	Pct.		
1 Not safe at all	4	2	19	3	0	0	24	3.0
2 Somewhat unsafe	14	8	141	24	0	0	157	19.9
3 Somewhat safe	67	37	302	52	5	100	390	49.4
4 Very safe	96	53	117	20	0	0	218	27.6
Valid responses =	181	23	579	73	5	1	789	98.6

Invalid responses include no response.

## 21C) How safe do you feel: In the community surrounding my campus (daytime)?

	Male		Female		Unknown		Total	Pct.
	Freq.	Pct.	Freq.	Pct.	Freq.	Pct.		
1 Not safe at all	1	1	3	1	0	0	4	0.5
2 Somewhat unsafe	7	4	26	5	0	0	34	4.3
3 Somewhat safe	56	31	268	46	2	40	339	43.1
4 Very safe	116	64	281	49	3	60	410	52.1
Valid responses =	180	23	578	73	5	1	787	98.4

Invalid responses include no response.

## 21D) How safe do you feel: In the community surrounding my campus (nighttime)?

	Male		Female		Unknown		Total	Pct.
	Freq.	Pct.	Freq.	Pct.	Freq.	Pct.		
1 Not safe at all	5	3	40	7	0	0	47	6.0
2 Somewhat unsafe	13	7	140	24	2	40	158	20.1
3 Somewhat safe	90	50	295	51	2	40	404	51.3
4 Very safe	72	40	103	18	1	20	178	22.6
Valid responses =	180	23	578	73	5	1	787	98.4

Invalid responses include no response.

## 22A1) In your life, which of the following substances have you ever used?

For prescription medications, please report nonmedical use only. "Nonmedical use" means taking prescription drugs just for the feeling or experience they cause, or taking them more often or at higher doses than prescribed.

Tobacco or nicotine delivery products (cigarettes, e-cigarettes, Juul or other vape products, water pipe or hookah, chewing tobacco, cigars, etc.)

	Male		Female		Unknown		Total	Pct.
	Freq.	Pct.	Freq.	Pct.	Freq.	Pct.		
0 No	105	58	380	65	1	33	503	63.4
3 Yes	76	42	205	35	2	67	290	36.6
Valid responses =	181	23	585	74	3	0	793	99.1

Invalid responses include no response.

## 22A2) In your life, which of the following substances have you ever used?

For prescription medications, please report nonmedical use only. "Nonmedical use" means taking prescription drugs just for the feeling or experience they cause, or taking them more often or at higher doses than prescribed.

Alcoholic beverages (beer, wine, liquor, etc.)

	Male		Female		Unknown		Total	Pct.
	Freq.	Pct.	Freq.	Pct.	Freq.	Pct.		
0 No	60	34	152	26	1	25	222	27.9
3 Yes	119	67	436	74	3	75	573	72.1
Valid responses =	179	23	588	74	4	1	795	99.4

Invalid responses include no response.

## 22A3) In your life, which of the following substances have you ever used?

For prescription medications, please report nonmedical use only. "Nonmedical use" means taking prescription drugs just for the feeling or experience they cause, or taking them more often or at higher doses than prescribed.

Cannabis (marijuana, weed, hash, edibles, vaped cannabis, etc.) [Please report nonmedical use only.]

	Male		Female		Unknown		Total	Pct.
	Freq.	Pct.	Freq.	Pct.	Freq.	Pct.		
0 No	102	57	334	57	1	33	453	57.1
3 Yes	78	43	253	43	2	67	341	42.9
Valid responses =	180	23	587	74	3	0	794	99.3

Invalid responses include no response.



# AMERICAN COLLEGE HEALTH ASSOCIATION

American College Health Association-National College Health Assessment (ACHA-NCHA III)

Institutional Data Report - Spring 2020

FLORIDA ATLANTIC UNIVERSITY

American College Health Association  
8455 Colesville Road, Suite 740  
Silver Spring, MD 20910  
(410) 859-1500  
[www.acha.org](http://www.acha.org)

April 10, 2020

FREQUENCY REPORT

Number of Surveys (n) = 800 Web Surveys

## 22A4) In your life, which of the following substances have you ever used?

For prescription medications, please report nonmedical use only. "Nonmedical use" means taking prescription drugs just for the feeling or experience they cause, or taking them more often or at higher doses than prescribed.

### Cocaine (coke, crack, etc.)

	Male		Female		Unknown		Total Freq.	Pct.
	Freq.	Pct.	Freq.	Pct.	Freq.	Pct.		
0 No	162	91	542	93	3	75	729	92.4
3 Yes	17	10	40	7	1	25	60	7.6
Valid responses =	179	23	582	74	4	1	789	98.6

Invalid responses include no response.

## 22A5) In your life, which of the following substances have you ever used?

For prescription medications, please report nonmedical use only. "Nonmedical use" means taking prescription drugs just for the feeling or experience they cause, or taking them more often or at higher doses than prescribed.

### Prescription stimulants (Ritalin, Concerta, Dexedrine, Adderall, diet pills, etc.) [Please report nonmedical use only.]

	Male		Female		Unknown		Total Freq.	Pct.
	Freq.	Pct.	Freq.	Pct.	Freq.	Pct.		
0 No	157	89	520	89	2	67	700	88.5
3 Yes	20	11	67	11	1	33	91	11.5
Valid responses =	177	22	587	74	3	0	791	98.9

Invalid responses include no response.

## 22A6) In your life, which of the following substances have you ever used?

For prescription medications, please report nonmedical use only. "Nonmedical use" means taking prescription drugs just for the feeling or experience they cause, or taking them more often or at higher doses than prescribed.

### Methamphetamine (speed, crystal meth, ice, etc.)

	Male		Female		Unknown		Total Freq.	Pct.
	Freq.	Pct.	Freq.	Pct.	Freq.	Pct.		
0 No	177	99	581	99	4	100	786	99.0
3 Yes	2	1	6	1	0	0	8	1.0
Valid responses =	179	23	587	74	4	1	794	99.3

Invalid responses include no response.

## 22A7) In your life, which of the following substances have you ever used?

For prescription medications, please report nonmedical use only. "Nonmedical use" means taking prescription drugs just for the feeling or experience they cause, or taking them more often or at higher doses than prescribed.

### Inhalants (poppers, nitrous, glue, gas, paint thinner, etc.)

	Male		Female		Unknown		Total Freq.	Pct.
	Freq.	Pct.	Freq.	Pct.	Freq.	Pct.		
0 No	171	95	572	98	4	100	768	96.7
3 Yes	9	5	14	2	0	0	26	3.3
Valid responses =	180	23	586	74	4	1	794	99.3

Invalid responses include no response.

## 22A8) In your life, which of the following substances have you ever used?

For prescription medications, please report nonmedical use only. "Nonmedical use" means taking prescription drugs just for the feeling or experience they cause, or taking them more often or at higher doses than prescribed.

### Sedatives or Sleeping Pills (Valium, Ativan, Xanax, Klonopin, Librium, Rohypnol, GHB, etc.) [Please report nonmedical use only.]

	Male		Female		Unknown		Total Freq.	Pct.
	Freq.	Pct.	Freq.	Pct.	Freq.	Pct.		
0 No	163	91	538	92	2	67	723	91.4
3 Yes	17	9	46	8	1	33	68	8.6
Valid responses =	180	23	584	74	3	0	791	98.9

Invalid responses include no response.

## 22A9) In your life, which of the following substances have you ever used?

For prescription medications, please report nonmedical use only. "Nonmedical use" means taking prescription drugs just for the feeling or experience they cause, or taking them more often or at higher doses than prescribed.

### Hallucinogens (Ecstasy, MDMA, Molly, LSD, acid, mushrooms, PCP, Special K, etc.)

	Male		Female		Unknown		Total Freq.	Pct.
	Freq.	Pct.	Freq.	Pct.	Freq.	Pct.		
0 No	153	86	530	90	2	67	706	89.1
3 Yes	26	15	56	10	1	33	86	10.9
Valid responses =	179	23	586	74	3	0	792	99.0

Invalid responses include no response.



# AMERICAN COLLEGE HEALTH ASSOCIATION

American College Health Association-National College Health Assessment (ACHA-NCHA III)

Institutional Data Report - Spring 2020

FLORIDA ATLANTIC UNIVERSITY

American College Health Association  
8455 Colesville Road, Suite 740  
Silver Spring, MD 20910  
(410) 859-1500  
[www.acha.org](http://www.acha.org)

April 10, 2020

FREQUENCY REPORT

Number of Surveys (n) = 800 Web Surveys

## 22A10) In your life, which of the following substances have you ever used?

For prescription medications, please report nonmedical use only. "Nonmedical use" means taking prescription drugs just for the feeling or experience they cause, or taking them more often or at higher doses than prescribed.

### Heroin

	Male		Female		Unknown		Total	
	Freq.	Pct.	Freq.	Pct.	Freq.	Pct.	Freq.	Pct.
0 No	176	99	562	98	2	67	763	98.5
3 Yes	2	1	9	2	1	33	12	1.5
Valid responses =	178	23	571	74	3	0	775	96.9

Invalid responses include no response.

## 22A11) In your life, which of the following substances have you ever used?

For prescription medications, please report nonmedical use only. "Nonmedical use" means taking prescription drugs just for the feeling or experience they cause, or taking them more often or at higher doses than prescribed.

### Prescription opioids (morphine, codeine, fentanyl, oxycodone [OxyContin, Percocet], hydrocodone [Vicodin], methadone, buprenorphine [Suboxone], etc.) [Please report nonmedical use only.]

	Male		Female		Unknown		Total	
	Freq.	Pct.	Freq.	Pct.	Freq.	Pct.	Freq.	Pct.
0 No	164	92	552	95	4	100	741	94.2
3 Yes	15	8	28	5	0	0	46	5.8
Valid responses =	179	23	580	74	4	1	787	98.4

Invalid responses include no response.

## 22A12) In your life, which of the following substances have you ever used?

For prescription medications, please report nonmedical use only. "Nonmedical use" means taking prescription drugs just for the feeling or experience they cause, or taking them more often or at higher doses than prescribed.

### Other

	Male		Female		Unknown		Total	
	Freq.	Pct.	Freq.	Pct.	Freq.	Pct.	Freq.	Pct.
0 No	141	99	467	100	2	100	629	99.4
3 Yes	2	1	2	0	0	0	4	0.6
Valid responses =	143	23	469	74	2	0	633	79.1

Invalid responses include no response.

## 22B1) In the past 3 months, how often have you used the substance(s) you mentioned? (only includes students who have ever used this substance)

Tobacco or nicotine delivery products (cigarettes, e-cigarettes, Juul or other vape products, water pipe or hookah, chewing tobacco, cigars, etc.)

	Male		Female		Unknown		Total	
	Freq.	Pct.	Freq.	Pct.	Freq.	Pct.	Freq.	Pct.
0 Never	35	46	88	43	0	0	125	43.4
2 Once or twice	22	29	50	25	0	0	75	26.0
3 Monthly	5	7	12	6	0	0	18	6.3
4 Weekly	4	5	17	8	0	0	21	7.3
6 Daily or almost daily	10	13	36	18	2	100	49	17.0
Valid responses =	76	26	203	70	2	1	288	36.0

Invalid responses include no response.

## 22B2) In the past 3 months, how often have you used the substance(s) you mentioned? (only includes students who have ever used this substance)

Alcoholic beverages (beer, wine, liquor, etc.)

	Male		Female		Unknown		Total	
	Freq.	Pct.	Freq.	Pct.	Freq.	Pct.	Freq.	Pct.
0 Never	14	12	40	9	0	0	56	9.9
2 Once or twice	30	25	148	34	0	0	184	32.4
3 Monthly	32	27	103	24	1	33	138	24.3
4 Weekly	39	33	109	25	1	33	153	26.9
6 Daily or almost daily	4	3	31	7	1	33	37	6.5
Valid responses =	119	21	431	76	3	1	568	71.0

Invalid responses include no response.

## 22B3) In the past 3 months, how often have you used the substance(s) you mentioned? (only includes students who have ever used this substance)

Cannabis (marijuana, weed, hash, edibles, vaped cannabis, etc.) [Please report nonmedical use only.]

	Male		Female		Unknown		Total	
	Freq.	Pct.	Freq.	Pct.	Freq.	Pct.	Freq.	Pct.
0 Never	39	51	89	35	0	0	131	38.6
2 Once or twice	14	18	72	29	0	0	86	25.4
3 Monthly	4	5	22	9	0	0	27	8.0
4 Weekly	9	12	21	8	1	50	35	10.3
6 Daily or almost daily	11	14	48	19	1	50	60	17.7
Valid responses =	77	23	252	74	2	1	339	42.4

Invalid responses include no response.



# AMERICAN COLLEGE HEALTH ASSOCIATION

American College Health Association-National College Health Assessment (ACHA-NCHA III)

Institutional Data Report - Spring 2020

FLORIDA ATLANTIC UNIVERSITY

American College Health Association  
8455 Colesville Road, Suite 740  
Silver Spring, MD 20910  
(410) 859-1500  
[www.acha.org](http://www.acha.org)

April 10, 2020

FREQUENCY REPORT

Number of Surveys (n) = 800 Web Surveys

**22B4) In the past 3 months, how often have you used the substance(s) you mentioned? (only includes students who have ever used this substance)**  
**Cocaine (coke, crack, etc.)**

	Male		Female		Unknown		Total		Pct.
	Freq.	Pct.	Freq.	Pct.	Freq.	Pct.	Freq.	Pct.	
0 Never	11	65	30	75	0	0	42	70.0	
2 Once or twice	6	35	8	20	0	0	15	25.0	
3 Monthly	0	0	0	0	0	0	0	0.0	
4 Weekly	0	0	2	5	0	0	2	3.3	
6 Daily or almost daily	0	0	0	0	1	100	1	1.7	
Valid responses =	17	28	40	67	1	2	60	7.5	

Invalid responses include no response.

**22B5) In the past 3 months, how often have you used the substance(s) you mentioned? (only includes students who have ever used this substance)**  
**Prescription stimulants (Ritalin, Concerta, Dexedrine, Adderall, diet pills, etc.) [Please report nonmedical use only.]**

	Male		Female		Unknown		Total		Pct.
	Freq.	Pct.	Freq.	Pct.	Freq.	Pct.	Freq.	Pct.	
0 Never	11	55	41	61	0	0	55	60.4	
2 Once or twice	6	30	14	21	0	0	20	22.0	
3 Monthly	1	5	2	3	0	0	3	3.3	
4 Weekly	1	5	7	10	1	100	9	9.9	
6 Daily or almost daily	1	5	3	5	0	0	4	4.4	
Valid responses =	20	22	67	74	1	1	91	11.4	

Invalid responses include no response.

**22B6) In the past 3 months, how often have you used the substance(s) you mentioned? (only includes students who have ever used this substance)**  
**Methamphetamine (speed, crystal meth, ice, etc.)**

	Male		Female		Unknown		Total		Pct.
	Freq.	Pct.	Freq.	Pct.	Freq.	Pct.	Freq.	Pct.	
0 Never	2	100	6	100	0	0	8	100.0	
2 Once or twice	0	0	0	0	0	0	0	0.0	
3 Monthly	0	0	0	0	0	0	0	0.0	
4 Weekly	0	0	0	0	0	0	0	0.0	
6 Daily or almost daily	0	0	0	0	0	0	0	0.0	
Valid responses =	2	25	6	75	0	0	8	1.0	

Invalid responses include no response.

**22B7) In the past 3 months, how often have you used the substance(s) you mentioned? (only includes students who have ever used this substance)**  
**Inhalants (poppers, nitrous, glue, gas, paint thinner, etc.)**

	Male		Female		Unknown		Total		Pct.
	Freq.	Pct.	Freq.	Pct.	Freq.	Pct.	Freq.	Pct.	
0 Never	3	33	9	69	0	0	13	52.0	
2 Once or twice	4	44	3	23	0	0	9	36.0	
3 Monthly	1	11	0	0	0	0	1	4.0	
4 Weekly	0	0	1	8	0	0	1	4.0	
6 Daily or almost daily	1	11	0	0	0	0	1	4.0	
Valid responses =	9	36	13	52	0	0	25	3.1	

Invalid responses include no response.

**22B8) In the past 3 months, how often have you used the substance(s) you mentioned? (only includes students who have ever used this substance)**  
**Sedatives or Sleeping Pills (Valium, Ativan, Xanax, Klonopin, Librium, Rohypnol, GHB, etc.) [Please report nonmedical use only.]**

	Male		Female		Unknown		Total		Pct.
	Freq.	Pct.	Freq.	Pct.	Freq.	Pct.	Freq.	Pct.	
0 Never	11	65	28	61	0	0	42	61.8	
2 Once or twice	3	18	9	20	0	0	12	17.6	
3 Monthly	0	0	3	7	0	0	3	4.4	
4 Weekly	1	6	3	7	0	0	4	5.9	
6 Daily or almost daily	2	12	3	7	1	100	7	10.3	
Valid responses =	17	25	46	68	1	1	68	8.5	

Invalid responses include no response.

**22B9) In the past 3 months, how often have you used the substance(s) you mentioned? (only includes students who have ever used this substance)**  
**Hallucinogens (Ecstasy, MDMA, Molly, LSD, acid, mushrooms, PCP, Special K, etc.)**

	Male		Female		Unknown		Total		Pct.
	Freq.	Pct.	Freq.	Pct.	Freq.	Pct.	Freq.	Pct.	
0 Never	19	73	44	79	0	0	65	75.6	
2 Once or twice	5	19	12	21	0	0	18	20.9	
3 Monthly	2	8	0	0	0	0	2	2.3	
4 Weekly	0	0	0	0	1	100	1	1.2	
6 Daily or almost daily	0	0	0	0	0	0	0	0.0	
Valid responses =	26	30	56	65	1	1	86	10.8	

Invalid responses include no response.





# AMERICAN COLLEGE HEALTH ASSOCIATION

American College Health Association-National College Health Assessment (ACHA-NCHA III)

Institutional Data Report - Spring 2020

FLORIDA ATLANTIC UNIVERSITY

American College Health Association  
8455 Colesville Road, Suite 740  
Silver Spring, MD 20910  
(410) 859-1500  
[www.acha.org](http://www.acha.org)

April 10, 2020

FREQUENCY REPORT

Number of Surveys (n) = 800 Web Surveys

**22B10) In the past 3 months, how often have you used the substance(s) you mentioned? (only includes students who have ever used this substance)**

Heroin

	Male		Female		Unknown		Total		Pct.
	Freq.	Pct.	Freq.	Pct.	Freq.	Pct.	Freq.	Pct.	
0 Never	2	100	8	100	0	0	10	90.9	
2 Once or twice	0	0	0	0	0	0	0	0.0	
3 Monthly	0	0	0	0	0	0	0	0.0	
4 Weekly	0	0	0	0	0	0	0	0.0	
6 Daily or almost daily	0	0	0	0	1	100	1	9.1	
Valid responses =	2	18	8	73	1	9	11	1.4	

Invalid responses include no response.

**22B11) In the past 3 months, how often have you used the substance(s) you mentioned? (only includes students who have ever used this substance)**

Prescription opioids (morphine, codeine, fentanyl, oxycodone [OxyContin, Percocet], hydrocodone [Vicodin], methadone, buprenorphine [Suboxone], etc.)

[Please report nonmedical use only.]

	Male		Female		Unknown		Total		Pct.
	Freq.	Pct.	Freq.	Pct.	Freq.	Pct.	Freq.	Pct.	
0 Never	10	71	25	89	0	0	38	84.4	
2 Once or twice	3	21	2	7	0	0	5	11.1	
3 Monthly	0	0	1	4	0	0	1	2.2	
4 Weekly	0	0	0	0	0	0	0	0.0	
6 Daily or almost daily	1	7	0	0	0	0	1	2.2	
Valid responses =	14	31	28	62	0	0	45	5.6	

Invalid responses include no response.

**22B12) In the past 3 months, how often have you used the substance(s) you mentioned? (only includes students who have ever used this substance)**

Other

	Male		Female		Unknown		Total		Pct.
	Freq.	Pct.	Freq.	Pct.	Freq.	Pct.	Freq.	Pct.	
0 Never	0	0	1	50	0	0	1	25.0	
2 Once or twice	1	50	0	0	0	0	1	25.0	
3 Monthly	0	0	0	0	0	0	0	0.0	
4 Weekly	0	0	1	50	0	0	1	25.0	
6 Daily or almost daily	1	50	0	0	0	0	1	25.0	
Valid responses =	2	50	2	50	0	0	4	0.5	

Invalid responses include no response.

**22E) Regarding your use of prescription stimulants (Ritalin, Concerta, Dexedrine, Adderall, diet pills, etc.) in the past 3 months, was it prescribed for you?**

(only includes students who have used this substance within the last 3 months)

	Male		Female		Unknown		Total		Pct.
	Freq.	Pct.	Freq.	Pct.	Freq.	Pct.	Freq.	Pct.	
0 No	7	88	22	85	0	0	29	82.9	
1 Yes	1	13	3	12	1	100	5	14.3	
99 Don't know	0	0	1	4	0	0	1	2.9	
Valid responses =	8	23	26	74	1	3	35	4.4	

Invalid responses include no response.



# AMERICAN COLLEGE HEALTH ASSOCIATION

American College Health Association-National College Health Assessment (ACHA-NCHA III)

Institutional Data Report - Spring 2020

FLORIDA ATLANTIC UNIVERSITY

American College Health Association  
8455 Colesville Road, Suite 740  
Silver Spring, MD 20910  
(410) 859-1500

April 10, 2020  
FREQUENCY REPORT  
Number of Surveys (n) =

800 Web Surveys

[www.acha.org](http://www.acha.org)

**22F1) Regarding your use of prescription stimulants (Ritalin, Concerta, Dexedrine, Adderall, diet pills, etc.) in the past 3 months: (only includes students who were prescribed this substance)**

**Do you ever use MORE of your stimulant medication, that is, take a higher dosage, than is prescribed for you?**

	Male		Female		Unknown		Total Freq.	Pct.
	Freq.	Pct.	Freq.	Pct.	Freq.	Pct.		
0 No	0	0	0	0	1	100	1	20.0
1 Yes	1	100	3	100	0	0	4	80.0
99 Don't know	0	0	0	0	0	0	0	0.0
Valid responses =	1	20	3	60	1	20	5	0.6

Invalid responses include no response.

**22F2) Regarding your use of prescription stimulants (Ritalin, Concerta, Dexedrine, Adderall, diet pills, etc.) in the past 3 months: (only includes students who were prescribed this substance)**

**Do you ever use your stimulant medication MORE OFTEN, that is, shorten the time between dosages, than is prescribed for you?**

	Male		Female		Unknown		Total Freq.	Pct.
	Freq.	Pct.	Freq.	Pct.	Freq.	Pct.		
0 No	0	0	0	0	0	0	0	0.0
1 Yes	1	100	3	100	0	0	4	80.0
99 Don't know	0	0	0	0	1	100	1	20.0
Valid responses =	1	20	3	60	1	20	5	0.6

Invalid responses include no response.

**22G) Regarding your use of prescription sedatives or sleeping pills (Valium, Ativan, Xanax, Klonopin, Librium, Rohypnol, GHB, etc.) in the past 3 months, was it prescribed for you? (only includes students who have used this substance within the last 3 months)**

	Male		Female		Unknown		Total Freq.	Pct.
	Freq.	Pct.	Freq.	Pct.	Freq.	Pct.		
0 No	3	60	10	56	1	100	14	56.0
1 Yes	2	40	7	39	0	0	10	40.0
99 Don't know	0	0	1	6	0	0	1	4.0
Valid responses =	5	20	18	72	1	4	25	3.1

Invalid responses include no response.

**22H1) Regarding your use of prescription sedatives or sleeping pills (Valium, Ativan, Xanax, Klonopin, Librium, Rohypnol, GHB, etc.) in the past 3 months: (only includes students who were prescribed this substance)**

**Do you ever use MORE of your sedatives or sleeping pills, that is, take a higher dosage, than is prescribed for you?**

	Male		Female		Unknown		Total Freq.	Pct.
	Freq.	Pct.	Freq.	Pct.	Freq.	Pct.		
0 No	2	100	4	57	0	0	7	70.0
1 Yes	0	0	3	43	0	0	3	30.0
99 Don't know	0	0	0	0	0	0	0	0.0
Valid responses =	2	20	7	70	0	0	10	1.3

Invalid responses include no response.

**22H2) Regarding your use of prescription sedatives or sleeping pills (Valium, Ativan, Xanax, Klonopin, Librium, Rohypnol, GHB, etc.) in the past 3 months: (only includes students who were prescribed this substance)**

**Do you ever use your sedatives or sleeping pills MORE OFTEN, that is, shorten the time between dosages, than is prescribed for you?**

	Male		Female		Unknown		Total Freq.	Pct.
	Freq.	Pct.	Freq.	Pct.	Freq.	Pct.		
0 No	1	50	6	86	0	0	8	80.0
1 Yes	1	50	0	0	0	0	1	10.0
99 Don't know	0	0	1	14	0	0	1	10.0
Valid responses =	2	20	7	70	0	0	10	1.3

Invalid responses include no response.

**22I) Regarding your use of prescription opioids (morphine, codeine, fentanyl, oxycodone [OxyContin, Percocet], hydrocodone [Vicodin], methadone, buprenorphine [Suboxone], etc.) in the past 3 months, was it prescribed for you? (only includes students who have used this substance within the last 3 months)**

	Male		Female		Unknown		Total Freq.	Pct.
	Freq.	Pct.	Freq.	Pct.	Freq.	Pct.		
0 No	2	67	2	67	0	0	4	66.7
1 Yes	1	33	1	33	0	0	2	33.3
99 Don't know	0	0	0	0	0	0	0	0.0
Valid responses =	3	50	3	50	0	0	6	0.8

Invalid responses include no response.

**22J1) Regarding your use of prescription opioids (morphine, codeine, fentanyl, oxycodone [OxyContin, Percocet], hydrocodone [Vicodin], methadone, buprenorphine [Suboxone], etc.) in the past 3 months: (only includes students who were prescribed this substance)**

**Do you ever use MORE of your opioid medication, that is, take a higher dosage, than is prescribed for you?**

	Male		Female		Unknown		Total Freq.	Pct.
	Freq.	Pct.	Freq.	Pct.	Freq.	Pct.		
0 No	1	100	1	100	0	0	2	100.0
1 Yes	0	0	0	0	0	0	0	0.0
99 Don't know	0	0	0	0	0	0	0	0.0
Valid responses =	1	50	1	50	0	0	2	0.3

Invalid responses include no response.



# AMERICAN COLLEGE HEALTH ASSOCIATION

American College Health Association-National College Health Assessment (ACHA-NCHA III)

Institutional Data Report - Spring 2020

FLORIDA ATLANTIC UNIVERSITY

American College Health Association  
8455 Colesville Road, Suite 740  
Silver Spring, MD 20910  
(410) 859-1500  
[www.acha.org](http://www.acha.org)

April 10, 2020

FREQUENCY REPORT

Number of Surveys (n) = 800 Web Surveys

**22J2) Regarding your use of prescription opioids (morphine, codeine, fentanyl, oxycodone [OxyContin, Percocet], hydrocodone [Vicodin], methadone, buprenorphine [Suboxone], etc.) in the past 3 months: (only includes students who were prescribed this substance)**

**Do you ever use your opioid medication MORE OFTEN, that is, shorten the time between dosages, than is prescribed for you?**

	Male		Female		Unknown		Total	
	Freq.	Pct.	Freq.	Pct.	Freq.	Pct.	Freq.	Pct.
0 No	1	100	1	100	0	0	2	100.0
1 Yes	0	0	0	0	0	0	0	0.0
99 Don't know	0	0	0	0	0	0	0	0.0
Valid responses =	1	50	1	50	0	0	2	0.3

Invalid responses include no response.

**22K1) During the past 3 months, how often have you had a strong desire or urge to use the following substance(s)?**

**(only includes students who have used this substance within the last 3 months)**

**Tobacco or nicotine delivery products (cigarettes, e-cigarettes, Juul or other vape products, water pipe or hookah, chewing tobacco, cigars, etc.)**

	Male		Female		Unknown		Total	
	Freq.	Pct.	Freq.	Pct.	Freq.	Pct.	Freq.	Pct.
0 Never	19	46	37	34	0	0	59	37.3
3 Once or twice	4	10	22	20	0	0	27	17.1
4 Monthly	4	10	5	5	0	0	9	5.7
5 Weekly	5	12	8	7	0	0	13	8.2
6 Daily or almost daily	9	22	38	35	2	100	50	31.6
Valid responses =	41	26	110	70	2	1	158	19.8

Invalid responses include no response.

**22K2) During the past 3 months, how often have you had a strong desire or urge to use the following substance(s)?**

**(only includes students who have used this substance within the last 3 months)**

**Alcoholic beverages (beer, wine, liquor, etc.)**

	Male		Female		Unknown		Total	
	Freq.	Pct.	Freq.	Pct.	Freq.	Pct.	Freq.	Pct.
0 Never	52	50	164	44	0	0	224	45.3
3 Once or twice	23	22	112	30	1	33	140	28.3
4 Monthly	12	11	27	7	0	0	40	8.1
5 Weekly	12	11	54	15	1	33	67	13.6
6 Daily or almost daily	6	6	16	4	1	33	23	4.7
Valid responses =	105	21	373	76	3	1	494	61.8

Invalid responses include no response.

**22K3) During the past 3 months, how often have you had a strong desire or urge to use the following substance(s)?**

**(only includes students who have used this substance within the last 3 months)**

**Cannabis (marijuana, weed, hash, edibles, vaped cannabis, etc.) [Please report nonmedical use only.]**

	Male		Female		Unknown		Total	
	Freq.	Pct.	Freq.	Pct.	Freq.	Pct.	Freq.	Pct.
0 Never	12	32	59	38	0	0	72	35.6
3 Once or twice	11	29	31	20	0	0	43	21.3
4 Monthly	1	3	16	10	0	0	17	8.4
5 Weekly	5	13	17	11	1	50	26	12.9
6 Daily or almost daily	9	24	34	22	1	50	44	21.8
Valid responses =	38	19	157	78	2	1	202	25.3

Invalid responses include no response.

**22K4) During the past 3 months, how often have you had a strong desire or urge to use the following substance(s)?**

**(only includes students who have used this substance within the last 3 months)**

**Cocaine (coke, crack, etc.)**

	Male		Female		Unknown		Total	
	Freq.	Pct.	Freq.	Pct.	Freq.	Pct.	Freq.	Pct.
0 Never	5	83	6	60	0	0	12	66.7
3 Once or twice	1	17	1	10	0	0	2	11.1
4 Monthly	0	0	1	10	0	0	1	5.6
5 Weekly	0	0	1	10	0	0	1	5.6
6 Daily or almost daily	0	0	1	10	1	100	2	11.1
Valid responses =	6	33	10	56	1	6	18	2.3

Invalid responses include no response.

**22K5) During the past 3 months, how often have you had a strong desire or urge to use the following substance(s)?**

**(only includes students who have used this substance within the last 3 months)**

**Prescription stimulants (Ritalin, Concerta, Dexedrine, Adderall, diet pills, etc.) [Please report nonmedical use only.]**

	Male		Female		Unknown		Total	
	Freq.	Pct.	Freq.	Pct.	Freq.	Pct.	Freq.	Pct.
0 Never	4	44	9	35	0	0	13	36.1
3 Once or twice	3	33	7	27	0	0	10	27.8
4 Monthly	0	0	1	4	0	0	1	2.8
5 Weekly	0	0	4	15	1	100	5	13.9
6 Daily or almost daily	2	22	5	19	0	0	7	19.4
Valid responses =	9	25	26	72	1	3	36	4.5

Invalid responses include no response.



# AMERICAN COLLEGE HEALTH ASSOCIATION

American College Health Association-National College Health Assessment (ACHA-NCHA III)  
Institutional Data Report - Spring 2020

FLORIDA ATLANTIC UNIVERSITY

American College Health Association  
8455 Colesville Road, Suite 740  
Silver Spring, MD 20910  
(410) 859-1500  
[www.acha.org](http://www.acha.org)

April 10, 2020

FREQUENCY REPORT

Number of Surveys (n) = 800 Web Surveys

## 22K6) During the past 3 months, how often have you had a strong desire or urge to use the following substance(s)?

(only includes students who have used this substance within the last 3 months)

Methamphetamine (speed, crystal meth, ice, etc.)

	Male		Female		Unknown		Total Freq.	Pct.
	Freq.	Pct.	Freq.	Pct.	Freq.	Pct.		
0 Never	0	0	0	0	0	0	0	0.0
3 Once or twice	0	0	0	0	0	0	0	0.0
4 Monthly	0	0	0	0	0	0	0	0.0
5 Weekly	0	0	0	0	0	0	0	0.0
6 Daily or almost daily	0	0	0	0	0	0	0	0.0
Valid responses =	0	0	0	0	0	0	0	0.0

Invalid responses include no response.

## 22K7) During the past 3 months, how often have you had a strong desire or urge to use the following substance(s)?

(only includes students who have used this substance within the last 3 months)

Inhalants (poppers, nitrous, glue, gas, paint thinner, etc.)

	Male		Female		Unknown		Total Freq.	Pct.
	Freq.	Pct.	Freq.	Pct.	Freq.	Pct.		
0 Never	4	67	3	75	0	0	7	58.3
3 Once or twice	0	0	1	25	0	0	3	25.0
4 Monthly	1	17	0	0	0	0	1	8.3
5 Weekly	0	0	0	0	0	0	0	0.0
6 Daily or almost daily	1	17	0	0	0	0	1	8.3
Valid responses =	6	50	4	33	0	0	12	1.5

Invalid responses include no response.

## 22K8) During the past 3 months, how often have you had a strong desire or urge to use the following substance(s)?

(only includes students who have used this substance within the last 3 months)

Sedatives or Sleeping Pills (Valium, Ativan, Xanax, Klonopin, Librium, Rohypnol, GHB, etc.) [Please report nonmedical use only.]

	Male		Female		Unknown		Total Freq.	Pct.
	Freq.	Pct.	Freq.	Pct.	Freq.	Pct.		
0 Never	2	33	5	28	0	0	8	30.8
3 Once or twice	0	0	5	28	0	0	5	19.2
4 Monthly	0	0	1	6	0	0	1	3.8
5 Weekly	2	33	4	22	0	0	6	23.1
6 Daily or almost daily	2	33	3	17	1	100	6	23.1
Valid responses =	6	23	18	69	1	4	26	3.3

Invalid responses include no response.

## 22K9) During the past 3 months, how often have you had a strong desire or urge to use the following substance(s)?

(only includes students who have used this substance within the last 3 months)

Hallucinogens (Ecstasy, MDMA, Molly, LSD, acid, mushrooms, PCP, Special K, etc.)

	Male		Female		Unknown		Total Freq.	Pct.
	Freq.	Pct.	Freq.	Pct.	Freq.	Pct.		
0 Never	6	86	10	83	0	0	17	81.0
3 Once or twice	0	0	1	8	0	0	1	4.8
4 Monthly	1	14	1	8	0	0	2	9.5
5 Weekly	0	0	0	0	1	100	1	4.8
6 Daily or almost daily	0	0	0	0	0	0	0	0.0
Valid responses =	7	33	12	57	1	5	21	2.6

Invalid responses include no response.

## 22K10) During the past 3 months, how often have you had a strong desire or urge to use the following substance(s)?

(only includes students who have used this substance within the last 3 months)

Heroin

	Male		Female		Unknown		Total Freq.	Pct.
	Freq.	Pct.	Freq.	Pct.	Freq.	Pct.		
0 Never	0	0	0	0	0	0	0	0.0
3 Once or twice	0	0	0	0	0	0	0	0.0
4 Monthly	0	0	0	0	0	0	0	0.0
5 Weekly	0	0	0	0	1	100	1	100.0
6 Daily or almost daily	0	0	0	0	0	0	0	0.0
Valid responses =	0	0	0	0	1	100	1	0.1

Invalid responses include no response.



# AMERICAN COLLEGE HEALTH ASSOCIATION

American College Health Association-National College Health Assessment (ACHA-NCHA III)

Institutional Data Report - Spring 2020

FLORIDA ATLANTIC UNIVERSITY

American College Health Association

8455 Colesville Road, Suite 740

Silver Spring, MD 20910

(410) 859-1500

[www.acha.org](http://www.acha.org)

April 10, 2020

FREQUENCY REPORT

Number of Surveys (n) = 800 Web Surveys

**22K11) During the past 3 months, how often have you had a strong desire or urge to use the following substance(s)?**

**(only includes students who have used this substance within the last 3 months)**

**Prescription opioids (morphine, codeine, fentanyl, oxycodone [OxyContin, Percocet], hydrocodone [Vicodin], methadone, buprenorphine [Suboxone], etc.)**

*[Please report nonmedical use only.]*

	Male		Female		Unknown		Total		Pct.
	Freq.	Pct.	Freq.	Pct.	Freq.	Pct.	Freq.	Pct.	
0 Never	3	75	2	67	0	0	5	71.4	
3 Once or twice	0	0	1	33	0	0	1	14.3	
4 Monthly	0	0	0	0	0	0	0	0.0	
5 Weekly	0	0	0	0	0	0	0	0.0	
6 Daily or almost daily	1	25	0	0	0	0	1	14.3	
Valid responses =	4	57	3	43	0	0	7	0.9	

Invalid responses include no response.

**22K12) During the past 3 months, how often have you had a strong desire or urge to use the following substance(s)?**

**(only includes students who have used this substance within the last 3 months)**

**Other**

	Male		Female		Unknown		Total		Pct.
	Freq.	Pct.	Freq.	Pct.	Freq.	Pct.	Freq.	Pct.	
0 Never	1	50	0	0	0	0	1	33.3	
3 Once or twice	0	0	0	0	0	0	0	0.0	
4 Monthly	0	0	0	0	0	0	0	0.0	
5 Weekly	0	0	1	100	0	0	1	33.3	
6 Daily or almost daily	1	50	0	0	0	0	1	33.3	
Valid responses =	2	67	1	33	0	0	3	0.4	

Invalid responses include no response.

**22L1) During the past 3 months, how often has your use of the following substance(s) led to health, social, legal, or financial problems?**

**(only includes students who have used this substance within the last 3 months)**

**Tobacco or nicotine delivery products (cigarettes, e-cigarettes, Juul or other vape products, water pipe or hookah, chewing tobacco, cigars, etc.)**

	Male		Female		Unknown		Total		Pct.
	Freq.	Pct.	Freq.	Pct.	Freq.	Pct.	Freq.	Pct.	
0 Never	33	81	94	82	1	50	132	81.0	
4 Once or twice	4	10	16	14	0	0	20	12.3	
5 Monthly	2	5	1	1	0	0	3	1.8	
6 Weekly	1	2	3	3	0	0	5	3.1	
7 Daily or almost daily	1	2	1	1	1	50	3	1.8	
Valid responses =	41	25	115	71	2	1	163	20.4	

Invalid responses include no response.

**22L2) During the past 3 months, how often has your use of the following substance(s) led to health, social, legal, or financial problems?**

**(only includes students who have used this substance within the last 3 months)**

**Alcoholic beverages (beer, wine, liquor, etc.)**

	Male		Female		Unknown		Total		Pct.
	Freq.	Pct.	Freq.	Pct.	Freq.	Pct.	Freq.	Pct.	
0 Never	94	90	355	91	2	67	463	90.8	
4 Once or twice	6	6	24	6	0	0	30	5.9	
5 Monthly	4	4	4	1	0	0	8	1.6	
6 Weekly	0	0	5	1	1	33	6	1.2	
7 Daily or almost daily	1	1	2	1	0	0	3	0.6	
Valid responses =	105	21	390	76	3	1	510	63.8	

Invalid responses include no response.

**22L3) During the past 3 months, how often has your use of the following substance(s) led to health, social, legal, or financial problems?**

**(only includes students who have used this substance within the last 3 months)**

**Cannabis (marijuana, weed, hash, edibles, vaped cannabis, etc.) [Please report nonmedical use only.]**

	Male		Female		Unknown		Total		Pct.
	Freq.	Pct.	Freq.	Pct.	Freq.	Pct.	Freq.	Pct.	
0 Never	34	90	144	88	1	50	183	88.0	
4 Once or twice	1	3	13	8	0	0	15	7.2	
5 Monthly	1	3	3	2	0	0	4	1.9	
6 Weekly	1	3	2	1	0	0	3	1.4	
7 Daily or almost daily	1	3	1	1	1	50	3	1.4	
Valid responses =	38	18	163	78	2	1	208	26.0	

Invalid responses include no response.



# AMERICAN COLLEGE HEALTH ASSOCIATION

American College Health Association-National College Health Assessment (ACHA-NCHA III)

Institutional Data Report - Spring 2020

FLORIDA ATLANTIC UNIVERSITY

American College Health Association  
8455 Colesville Road, Suite 740  
Silver Spring, MD 20910  
(410) 859-1500  
[www.acha.org](http://www.acha.org)

April 10, 2020

FREQUENCY REPORT

Number of Surveys (n) = 800 Web Surveys

22L4) During the past 3 months, how often has your use of the following substance(s) led to health, social, legal, or financial problems?

(only includes students who have used this substance within the last 3 months)

Cocaine (coke, crack, etc.)

	Male		Female		Unknown		Total	
	Freq.	Pct.	Freq.	Pct.	Freq.	Pct.	Freq.	Pct.
0 Never	6	100	9	90	0	0	16	88.9
4 Once or twice	0	0	0	0	0	0	0	0.0
5 Monthly	0	0	0	0	0	0	0	0.0
6 Weekly	0	0	0	0	1	100	1	5.6
7 Daily or almost daily	0	0	1	10	0	0	1	5.6
Valid responses =	6	33	10	56	1	6	18	2.3

Invalid responses include no response.

22L5) During the past 3 months, how often has your use of the following substance(s) led to health, social, legal, or financial problems?

(only includes students who have used this substance within the last 3 months)

Prescription stimulants (Ritalin, Concerta, Dexedrine, Adderall, diet pills, etc.) [Please report nonmedical use only.]

	Male		Female		Unknown		Total	
	Freq.	Pct.	Freq.	Pct.	Freq.	Pct.	Freq.	Pct.
0 Never	8	89	23	89	0	0	31	86.1
4 Once or twice	0	0	2	8	0	0	2	5.6
5 Monthly	0	0	0	0	0	0	0	0.0
6 Weekly	1	11	1	4	0	0	2	5.6
7 Daily or almost daily	0	0	0	0	1	100	1	2.8
Valid responses =	9	25	26	72	1	3	36	4.5

Invalid responses include no response.

22L6) During the past 3 months, how often has your use of the following substance(s) led to health, social, legal, or financial problems?

(only includes students who have used this substance within the last 3 months)

Methamphetamine (speed, crystal meth, ice, etc.)

	Male		Female		Unknown		Total	
	Freq.	Pct.	Freq.	Pct.	Freq.	Pct.	Freq.	Pct.
0 Never	0	0	0	0	0	0	0	0.0
4 Once or twice	0	0	0	0	0	0	0	0.0
5 Monthly	0	0	0	0	0	0	0	0.0
6 Weekly	0	0	0	0	0	0	0	0.0
7 Daily or almost daily	0	0	0	0	0	0	0	0.0
Valid responses =	0	0	0	0	0	0	0	0.0

Invalid responses include no response.

22L7) During the past 3 months, how often has your use of the following substance(s) led to health, social, legal, or financial problems?

(only includes students who have used this substance within the last 3 months)

Inhalants (poppers, nitrous, glue, gas, paint thinner, etc.)

	Male		Female		Unknown		Total	
	Freq.	Pct.	Freq.	Pct.	Freq.	Pct.	Freq.	Pct.
0 Never	6	100	4	100	0	0	12	100.0
4 Once or twice	0	0	0	0	0	0	0	0.0
5 Monthly	0	0	0	0	0	0	0	0.0
6 Weekly	0	0	0	0	0	0	0	0.0
7 Daily or almost daily	0	0	0	0	0	0	0	0.0
Valid responses =	6	50	4	33	0	0	12	1.5

Invalid responses include no response.

22L8) During the past 3 months, how often has your use of the following substance(s) led to health, social, legal, or financial problems?

(only includes students who have used this substance within the last 3 months)

Sedatives or Sleeping Pills (Valium, Ativan, Xanax, Klonopin, Librium, Rohypnol, GHB, etc.) [Please report nonmedical use only.]

	Male		Female		Unknown		Total	
	Freq.	Pct.	Freq.	Pct.	Freq.	Pct.	Freq.	Pct.
0 Never	6	100	15	83	0	0	22	84.6
4 Once or twice	0	0	1	6	0	0	1	3.8
5 Monthly	0	0	0	0	0	0	0	0.0
6 Weekly	0	0	1	6	1	100	2	7.7
7 Daily or almost daily	0	0	1	6	0	0	1	3.8
Valid responses =	6	23	18	69	1	4	26	3.3

Invalid responses include no response.



# AMERICAN COLLEGE HEALTH ASSOCIATION

American College Health Association-National College Health Assessment (ACHA-NCHA III)

Institutional Data Report - Spring 2020

FLORIDA ATLANTIC UNIVERSITY

American College Health Association  
8455 Colesville Road, Suite 740  
Silver Spring, MD 20910  
(410) 859-1500

April 10, 2020  
FREQUENCY REPORT  
Number of Surveys (n) =

800 Web Surveys

[www.acha.org](http://www.acha.org)

## 22L9) During the past 3 months, how often has your use of the following substance(s) led to health, social, legal, or financial problems?

(only includes students who have used this substance within the last 3 months)

Hallucinogens (Ecstasy, MDMA, Molly, LSD, acid, mushrooms, PCP, Special K, etc.)

	Male		Female		Unknown		Total		Pct.
	Freq.	Pct.	Freq.	Pct.	Freq.	Pct.	Freq.		
0 Never	5	71	10	83	0	0	16	76.2	
4 Once or twice	2	29	2	17	0	0	4	19.0	
5 Monthly	0	0	0	0	0	0	0	0.0	
6 Weekly	0	0	0	0	0	0	0	0.0	
7 Daily or almost daily	0	0	0	0	1	100	1	4.8	
Valid responses =	7	33	12	57	1	5	21	2.6	

Invalid responses include no response.

## 22L10) During the past 3 months, how often has your use of the following substance(s) led to health, social, legal, or financial problems?

(only includes students who have used this substance within the last 3 months)

Heroin

	Male		Female		Unknown		Total		Pct.
	Freq.	Pct.	Freq.	Pct.	Freq.	Pct.	Freq.		
0 Never	0	0	0	0	0	0	0	0.0	
4 Once or twice	0	0	0	0	0	0	0	0.0	
5 Monthly	0	0	0	0	0	0	0	0.0	
6 Weekly	0	0	0	0	1	100	1	100.0	
7 Daily or almost daily	0	0	0	0	0	0	0	0.0	
Valid responses =	0	0	0	0	1	100	1	0.1	

Invalid responses include no response.

## 22L11) During the past 3 months, how often has your use of the following substance(s) led to health, social, legal, or financial problems?

(only includes students who have used this substance within the last 3 months)

Prescription opioids (morphine, codeine, fentanyl, oxycodone [OxyContin, Percocet], hydrocodone [Vicodin], methadone, buprenorphine [Suboxone], etc.)

[Please report nonmedical use only.]

	Male		Female		Unknown		Total		Pct.
	Freq.	Pct.	Freq.	Pct.	Freq.	Pct.	Freq.		
0 Never	4	100	2	67	0	0	6	85.7	
4 Once or twice	0	0	1	33	0	0	1	14.3	
5 Monthly	0	0	0	0	0	0	0	0.0	
6 Weekly	0	0	0	0	0	0	0	0.0	
7 Daily or almost daily	0	0	0	0	0	0	0	0.0	
Valid responses =	4	57	3	43	0	0	7	0.9	

Invalid responses include no response.

## 22L12) During the past 3 months, how often has your use of the following substance(s) led to health, social, legal, or financial problems?

(only includes students who have used this substance within the last 3 months)

Other

	Male		Female		Unknown		Total		Pct.
	Freq.	Pct.	Freq.	Pct.	Freq.	Pct.	Freq.		
0 Never	1	50	1	100	0	0	2	66.7	
4 Once or twice	1	50	0	0	0	0	1	33.3	
5 Monthly	0	0	0	0	0	0	0	0.0	
6 Weekly	0	0	0	0	0	0	0	0.0	
7 Daily or almost daily	0	0	0	0	0	0	0	0.0	
Valid responses =	2	67	1	33	0	0	3	0.4	

Invalid responses include no response.

## 22M2) During the past 3 months, how often have you failed to do what was normally expected of you because of your use of the following substance(s)?

(only includes students who have used this substance within the last 3 months)

Alcoholic beverages (beer, wine, liquor, etc.)

	Male		Female		Unknown		Total		Pct.
	Freq.	Pct.	Freq.	Pct.	Freq.	Pct.	Freq.		
0 Never	97	92	349	89	1	33	460	89.8	
5 Once or twice	6	6	30	8	1	33	37	7.2	
6 Monthly	1	1	7	2	0	0	8	1.6	
7 Weekly	1	1	4	1	0	0	5	1.0	
8 Daily or almost daily	0	0	1	0	1	33	2	0.4	
Valid responses =	105	21	391	76	3	1	512	64.0	

Invalid responses include no response.



# AMERICAN COLLEGE HEALTH ASSOCIATION

American College Health Association-National College Health Assessment (ACHA-NCHA III)

Institutional Data Report - Spring 2020

FLORIDA ATLANTIC UNIVERSITY

American College Health Association  
8455 Colesville Road, Suite 740  
Silver Spring, MD 20910  
(410) 859-1500

April 10, 2020  
FREQUENCY REPORT  
Number of Surveys (n) =

800 Web Surveys

[www.acha.org](http://www.acha.org)

**22M3) During the past 3 months, how often have you failed to do what was normally expected of you because of your use of the following substance(s)?**  
**(only includes students who have used this substance within the last 3 months)**

**Cannabis (marijuana, weed, hash, edibles, vaped cannabis, etc.) [Please report nonmedical use only.]**

	Male		Female		Unknown		Total	
	Freq.	Pct.	Freq.	Pct.	Freq.	Pct.	Freq.	Pct.
0 Never	30	79	137	84	1	50	172	82.7
5 Once or twice	6	16	18	11	0	0	25	12.0
6 Monthly	1	3	3	2	0	0	4	1.9
7 Weekly	0	0	5	3	1	50	6	2.9
8 Daily or almost daily	1	3	0	0	0	0	1	0.5
Valid responses =	38	18	163	78	2	1	208	26.0

Invalid responses include no response.

**22M4) During the past 3 months, how often have you failed to do what was normally expected of you because of your use of the following substance(s)?**  
**(only includes students who have used this substance within the last 3 months)**

**Cocaine (coke, crack, etc.)**

	Male		Female		Unknown		Total	
	Freq.	Pct.	Freq.	Pct.	Freq.	Pct.	Freq.	Pct.
0 Never	5	83	9	90	0	0	15	83.3
5 Once or twice	1	17	1	10	0	0	2	11.1
6 Monthly	0	0	0	0	0	0	0	0.0
7 Weekly	0	0	0	0	0	0	0	0.0
8 Daily or almost daily	0	0	0	0	1	100	1	5.6
Valid responses =	6	33	10	56	1	6	18	2.3

Invalid responses include no response.

**22M5) During the past 3 months, how often have you failed to do what was normally expected of you because of your use of the following substance(s)?**  
**(only includes students who have used this substance within the last 3 months)**

**Prescription stimulants (Ritalin, Concerta, Dexedrine, Adderall, diet pills, etc.) [Please report nonmedical use only.]**

	Male		Female		Unknown		Total	
	Freq.	Pct.	Freq.	Pct.	Freq.	Pct.	Freq.	Pct.
0 Never	7	78	25	100	0	0	32	91.4
5 Once or twice	1	11	0	0	0	0	1	2.9
6 Monthly	1	11	0	0	0	0	1	2.9
7 Weekly	0	0	0	0	1	100	1	2.9
8 Daily or almost daily	0	0	0	0	0	0	0	0.0
Valid responses =	9	26	25	71	1	3	35	4.4

Invalid responses include no response.

**22M6) During the past 3 months, how often have you failed to do what was normally expected of you because of your use of the following substance(s)?**  
**(only includes students who have used this substance within the last 3 months)**

**Methamphetamine (speed, crystal meth, ice, etc.)**

	Male		Female		Unknown		Total	
	Freq.	Pct.	Freq.	Pct.	Freq.	Pct.	Freq.	Pct.
0 Never	0	0	0	0	0	0	0	0.0
5 Once or twice	0	0	0	0	0	0	0	0.0
6 Monthly	0	0	0	0	0	0	0	0.0
7 Weekly	0	0	0	0	0	0	0	0.0
8 Daily or almost daily	0	0	0	0	0	0	0	0.0
Valid responses =	0	0	0	0	0	0	0	0.0

Invalid responses include no response.

**22M7) During the past 3 months, how often have you failed to do what was normally expected of you because of your use of the following substance(s)?**  
**(only includes students who were prescribed this substance)**

**Inhalants (poppers, nitrous, glue, gas, paint thinner, etc.)**

	Male		Female		Unknown		Total	
	Freq.	Pct.	Freq.	Pct.	Freq.	Pct.	Freq.	Pct.
0 Never	5	83	4	100	0	0	11	91.7
5 Once or twice	1	17	0	0	0	0	1	8.3
6 Monthly	0	0	0	0	0	0	0	0.0
7 Weekly	0	0	0	0	0	0	0	0.0
8 Daily or almost daily	0	0	0	0	0	0	0	0.0
Valid responses =	6	50	4	33	0	0	12	1.5

Invalid responses include no response.





# AMERICAN COLLEGE HEALTH ASSOCIATION

American College Health Association-National College Health Assessment (ACHA-NCHA III)

Institutional Data Report - Spring 2020

FLORIDA ATLANTIC UNIVERSITY

American College Health Association  
8455 Colesville Road, Suite 740  
Silver Spring, MD 20910  
(410) 859-1500  
[www.acha.org](http://www.acha.org)

April 10, 2020

FREQUENCY REPORT

Number of Surveys (n) = 800 Web Surveys

**22M8) During the past 3 months, how often have you failed to do what was normally expected of you because of your use of the following substance(s)?**  
**(only includes students who were prescribed this substance)**

**Sedatives or Sleeping Pills (Valium, Ativan, Xanax, Klonopin, Librium, Rohypnol, GHB, etc.) [Please report nonmedical use only.]**

	Male		Female		Unknown		Total	
	Freq.	Pct.	Freq.	Pct.	Freq.	Pct.	Freq.	Pct.
0 Never	6	100	13	77	0	0	20	80.0
5 Once or twice	0	0	4	24	0	0	4	16.0
6 Monthly	0	0	0	0	0	0	0	0.0
7 Weekly	0	0	0	0	0	0	0	0.0
8 Daily or almost daily	0	0	0	0	1	100	1	4.0
Valid responses =	6	24	17	68	1	4	25	3.1

Invalid responses include no response.

**22M9) During the past 3 months, how often have you failed to do what was normally expected of you because of your use of the following substance(s)?**  
**(only includes students who were prescribed this substance)**

**Hallucinogens (Ecstasy, MDMA, Molly, LSD, acid, mushrooms, PCP, Special K, etc.)**

	Male		Female		Unknown		Total	
	Freq.	Pct.	Freq.	Pct.	Freq.	Pct.	Freq.	Pct.
0 Never	6	86	11	92	0	0	18	85.7
5 Once or twice	1	14	1	8	0	0	2	9.5
6 Monthly	0	0	0	0	0	0	0	0.0
7 Weekly	0	0	0	0	1	100	1	4.8
8 Daily or almost daily	0	0	0	0	0	0	0	0.0
Valid responses =	7	33	12	57	1	5	21	2.6

Invalid responses include no response.

**22M10) During the past 3 months, how often have you failed to do what was normally expected of you because of your use of the following substance(s)?**  
**(only includes students who were prescribed this substance)**

**Heroin**

	Male		Female		Unknown		Total	
	Freq.	Pct.	Freq.	Pct.	Freq.	Pct.	Freq.	Pct.
0 Never	0	0	0	0	0	0	0	0.0
5 Once or twice	0	0	0	0	0	0	0	0.0
6 Monthly	0	0	0	0	0	0	0	0.0
7 Weekly	0	0	0	0	1	100	1	100.0
8 Daily or almost daily	0	0	0	0	0	0	0	0.0
Valid responses =	0	0	0	0	1	100	1	0.1

Invalid responses include no response.

**22M11) During the past 3 months, how often have you failed to do what was normally expected of you because of your use of the following substance(s)?**  
**(only includes students who were prescribed this substance)**

**Prescription opioids (morphine, codeine, fentanyl, oxycodone [OxyContin, Percocet], hydrocodone [Vicodin], methadone, buprenorphine [Suboxone], etc.) [Please report nonmedical use only.]**

	Male		Female		Unknown		Total	
	Freq.	Pct.	Freq.	Pct.	Freq.	Pct.	Freq.	Pct.
0 Never	4	100	2	67	0	0	6	85.7
5 Once or twice	0	0	1	33	0	0	1	14.3
6 Monthly	0	0	0	0	0	0	0	0.0
7 Weekly	0	0	0	0	0	0	0	0.0
8 Daily or almost daily	0	0	0	0	0	0	0	0.0
Valid responses =	4	57	3	43	0	0	7	0.9

Invalid responses include no response.

**22M12) During the past 3 months, how often have you failed to do what was normally expected of you because of your use of the following substance(s)?**  
**of you because of your use of the following substance(s)? (only includes students who were prescribed this substance)**

**Other**

	Male		Female		Unknown		Total	
	Freq.	Pct.	Freq.	Pct.	Freq.	Pct.	Freq.	Pct.
0 Never	1	50	1	100	0	0	2	66.7
5 Once or twice	1	50	0	0	0	0	1	33.3
6 Monthly	0	0	0	0	0	0	0	0.0
7 Weekly	0	0	0	0	0	0	0	0.0
8 Daily or almost daily	0	0	0	0	0	0	0	0.0
Valid responses =	2	67	1	33	0	0	3	0.4

Invalid responses include no response.

**22N1) Has a friend or relative or anyone else ever expressed concern about your use of the following substance(s)?**

**(only includes students who have ever used this substance)**

**Tobacco or nicotine delivery products (cigarettes, e-cigarettes, Juul or other vape products, water pipe or hookah, chewing tobacco, cigars, etc.)**

	Male		Female		Unknown		Total	
	Freq.	Pct.	Freq.	Pct.	Freq.	Pct.	Freq.	Pct.
0 No, Never	59	79	162	81	1	50	228	80.0
3 Yes, not in the past 3 months	9	12	21	10	0	0	31	10.9
6 Yes, in the past 3 months	7	9	18	9	1	50	26	9.1
Valid responses =	75	26	201	71	2	1	285	35.6

Invalid responses include no response.



# AMERICAN COLLEGE HEALTH ASSOCIATION

American College Health Association-National College Health Assessment (ACHA-NCHA III)

Institutional Data Report - Spring 2020

FLORIDA ATLANTIC UNIVERSITY

American College Health Association  
8455 Colesville Road, Suite 740  
Silver Spring, MD 20910  
(410) 859-1500  
[www.acha.org](http://www.acha.org)

April 10, 2020

FREQUENCY REPORT

Number of Surveys (n) = 800 Web Surveys

**22N2) Has a friend or relative or anyone else ever expressed concern about your use of the following substance(s)?**

**(only includes students who have ever used this substance)**

**Alcoholic beverages (beer, wine, liquor, etc.)**

	Male		Female		Unknown		Total Freq.	Pct.
	Freq.	Pct.	Freq.	Pct.	Freq.	Pct.		
0 No, Never	97	82	374	87	2	67	487	86.3
3 Yes, not in the past 3 months	16	14	34	8	1	33	52	9.2
6 Yes, in the past 3 months	5	4	20	5	0	0	25	4.4
Valid responses =	118	21	428	76	3	1	564	70.5

Invalid responses include no response.

**22N3) Has a friend or relative or anyone else ever expressed concern about your use of the following substance(s)?**

**(only includes students who have ever used this substance)**

**Cannabis (marijuana, weed, hash, edibles, vaped cannabis, etc.) [Please report nonmedical use only.]**

	Male		Female		Unknown		Total Freq.	Pct.
	Freq.	Pct.	Freq.	Pct.	Freq.	Pct.		
0 No, Never	59	77	216	87	2	100	283	84.2
3 Yes, not in the past 3 months	12	16	24	10	0	0	37	11.0
6 Yes, in the past 3 months	6	8	9	4	0	0	16	4.8
Valid responses =	77	23	249	74	2	1	336	42.0

Invalid responses include no response.

**22N4) Has a friend or relative or anyone else ever expressed concern about your use of the following substance(s)?**

**(only includes students who have ever used this substance)**

**Cocaine (coke, crack, etc.)**

	Male		Female		Unknown		Total Freq.	Pct.
	Freq.	Pct.	Freq.	Pct.	Freq.	Pct.		
0 No, Never	14	82	31	78	1	100	48	80.0
3 Yes, not in the past 3 months	3	18	9	23	0	0	12	20.0
6 Yes, in the past 3 months	0	0	0	0	0	0	0	0.0
Valid responses =	17	28	40	67	1	2	60	7.5

Invalid responses include no response.

**22N5) Has a friend or relative or anyone else ever expressed concern about your use of the following substance(s)?**

**(only includes students who have ever used this substance)**

**Prescription stimulants (Ritalin, Concerta, Dexedrine, Adderall, diet pills, etc.) [Please report nonmedical use only.]**

	Male		Female		Unknown		Total Freq.	Pct.
	Freq.	Pct.	Freq.	Pct.	Freq.	Pct.		
0 No, Never	17	90	59	88	1	100	79	87.8
3 Yes, not in the past 3 months	1	5	8	12	0	0	10	11.1
6 Yes, in the past 3 months	1	5	0	0	0	0	1	1.1
Valid responses =	19	21	67	74	1	1	90	11.3

Invalid responses include no response.

**22N6) Has a friend or relative or anyone else ever expressed concern about your use of the following substance(s)?**

**(only includes students who have ever used this substance)**

**Methamphetamine (speed, crystal meth, ice, etc.)**

	Male		Female		Unknown		Total Freq.	Pct.
	Freq.	Pct.	Freq.	Pct.	Freq.	Pct.		
0 No, Never	2	100	4	67	0	0	6	75.0
3 Yes, not in the past 3 months	0	0	2	33	0	0	2	25.0
6 Yes, in the past 3 months	0	0	0	0	0	0	0	0.0
Valid responses =	2	25	6	75	0	0	8	1.0

Invalid responses include no response.

**22N7) Has a friend or relative or anyone else ever expressed concern about your use of the following substance(s)?**

**(only includes students who have ever used this substance)**

**Inhalants (poppers, nitrous, glue, gas, paint thinner, etc.)**

	Male		Female		Unknown		Total Freq.	Pct.
	Freq.	Pct.	Freq.	Pct.	Freq.	Pct.		
0 No, Never	8	89	8	57	0	0	19	73.1
3 Yes, not in the past 3 months	0	0	6	43	0	0	6	23.1
6 Yes, in the past 3 months	1	11	0	0	0	0	1	3.8
Valid responses =	9	35	14	54	0	0	26	3.3

Invalid responses include no response.

**22N8) Has a friend or relative or anyone else ever expressed concern about your use of the following substance(s)?**

**(only includes students who have ever used this substance)**

**Sedatives or Sleeping Pills (Valium, Ativan, Xanax, Klonopin, Librium, Rohypnol, GHB, etc.) [Please report nonmedical use only.]**

	Male		Female		Unknown		Total Freq.	Pct.
	Freq.	Pct.	Freq.	Pct.	Freq.	Pct.		
0 No, Never	14	82	37	80	1	100	56	82.4
3 Yes, not in the past 3 months	2	12	9	20	0	0	11	16.2
6 Yes, in the past 3 months	1	6	0	0	0	0	1	1.5
Valid responses =	17	25	46	68	1	1	68	8.5

Invalid responses include no response.



# AMERICAN COLLEGE HEALTH ASSOCIATION

American College Health Association-National College Health Assessment (ACHA-NCHA III)

Institutional Data Report - Spring 2020

FLORIDA ATLANTIC UNIVERSITY

American College Health Association  
8455 Colesville Road, Suite 740  
Silver Spring, MD 20910  
(410) 859-1500  
[www.acha.org](http://www.acha.org)

April 10, 2020

FREQUENCY REPORT

Number of Surveys (n) = 800 Web Surveys

## 22N9) Has a friend or relative or anyone else ever expressed concern about your use of the following substance(s)?

(only includes students who have ever used this substance)

Hallucinogens (Ecstasy, MDMA, Molly, LSD, acid, mushrooms, PCP, Special K, etc.)

	Male		Female		Unknown		Total Freq.	Pct.
	Freq.	Pct.	Freq.	Pct.	Freq.	Pct.		
0 No, Never	23	89	48	86	1	100	75	87.2
3 Yes, not in the past 3 months	1	4	7	13	0	0	8	9.3
6 Yes, in the past 3 months	2	8	1	2	0	0	3	3.5
Valid responses =	26	30	56	65	1	1	86	10.8

Invalid responses include no response.

## 22N10) Has a friend or relative or anyone else ever expressed concern about your use of the following substance(s)?

(only includes students who have ever used this substance)

Heroin

	Male		Female		Unknown		Total Freq.	Pct.
	Freq.	Pct.	Freq.	Pct.	Freq.	Pct.		
0 No, Never	1	50	3	38	1	100	5	45.5
3 Yes, not in the past 3 months	1	50	5	63	0	0	6	54.5
6 Yes, in the past 3 months	0	0	0	0	0	0	0	0.0
Valid responses =	2	18	8	73	1	9	11	1.4

Invalid responses include no response.

## 22N11) Has a friend or relative or anyone else ever expressed concern about your use of the following substance(s)?

(only includes students who have ever used this substance)

Prescription opioids (morphine, codeine, fentanyl, oxycodone [OxyContin, Percocet], hydrocodone [Vicodin], methadone, buprenorphine [Suboxone], etc.)

[Please report nonmedical use only.]

	Male		Female		Unknown		Total Freq.	Pct.
	Freq.	Pct.	Freq.	Pct.	Freq.	Pct.		
0 No, Never	14	93	21	75	0	0	38	82.6
3 Yes, not in the past 3 months	1	7	7	25	0	0	8	17.4
6 Yes, in the past 3 months	0	0	0	0	0	0	0	0.0
Valid responses =	15	33	28	61	0	0	46	5.8

Invalid responses include no response.

## 22N12) Has a friend or relative or anyone else ever expressed concern about your use of the following substance(s)?

(only includes students who have ever used this substance)

Other

	Male		Female		Unknown		Total Freq.	Pct.
	Freq.	Pct.	Freq.	Pct.	Freq.	Pct.		
0 No, Never	1	50	1	50	0	0	2	50.0
3 Yes, not in the past 3 months	0	0	1	50	0	0	1	25.0
6 Yes, in the past 3 months	1	50	0	0	0	0	1	25.0
Valid responses =	2	50	2	50	0	0	4	0.5

Invalid responses include no response.

## 22O1) Have you ever tried and failed to control, cut down or stop using the following substance(s)? (only includes students who have ever used this substance)

Tobacco or nicotine delivery products (cigarettes, e-cigarettes, Juul or other vape products, water pipe or hookah, chewing tobacco, cigars, etc.)

	Male		Female		Unknown		Total Freq.	Pct.
	Freq.	Pct.	Freq.	Pct.	Freq.	Pct.		
0 No, Never	55	72	151	74	1	50	212	73.4
3 Yes, not in the past 3 months	10	13	31	15	0	0	42	14.5
6 Yes, in the past 3 months	11	15	22	11	1	50	35	12.1
Valid responses =	76	26	204	71	2	1	289	36.1

Invalid responses include no response.

## 22O2) Have you ever tried and failed to control, cut down or stop using the following substance(s)? (only includes students who have ever used this substance)

Alcoholic beverages (beer, wine, liquor, etc.)

	Male		Female		Unknown		Total Freq.	Pct.
	Freq.	Pct.	Freq.	Pct.	Freq.	Pct.		
0 No, Never	104	88	395	91	2	67	515	90.5
3 Yes, not in the past 3 months	9	8	17	4	0	0	27	4.7
6 Yes, in the past 3 months	5	4	21	5	1	33	27	4.7
Valid responses =	118	21	433	76	3	1	569	71.1

Invalid responses include no response.

## 22O3) Have you ever tried and failed to control, cut down or stop using the following substance(s)? (only includes students who have ever used this substance)

Cannabis (marijuana, weed, hash, edibles, vaped cannabis, etc.) [Please report nonmedical use only.]

	Male		Female		Unknown		Total Freq.	Pct.
	Freq.	Pct.	Freq.	Pct.	Freq.	Pct.		
0 No, Never	65	86	214	86	1	50	287	85.7
3 Yes, not in the past 3 months	4	5	21	8	0	0	26	7.8
6 Yes, in the past 3 months	7	9	14	6	1	50	22	6.6
Valid responses =	76	23	249	74	2	1	335	41.9

Invalid responses include no response.



# AMERICAN COLLEGE HEALTH ASSOCIATION

American College Health Association-National College Health Assessment (ACHA-NCHA III)

Institutional Data Report - Spring 2020

FLORIDA ATLANTIC UNIVERSITY

American College Health Association  
8455 Colesville Road, Suite 740  
Silver Spring, MD 20910  
(410) 859-1500

April 10, 2020  
FREQUENCY REPORT  
Number of Surveys (n) =

800 Web Surveys

[www.acha.org](http://www.acha.org)

**2204) Have you ever tried and failed to control, cut down or stop using the following substance(s)? (only includes students who have ever used this substance)**  
**Cocaine (coke, crack, etc.)**

	Male		Female		Unknown		Total		Pct.
	Freq.	Pct.	Freq.	Pct.	Freq.	Pct.	Freq.	Pct.	
0 No, Never	13	77	29	73	1	100	45	75.0	
3 Yes, not in the past 3 months	3	18	10	25	0	0	13	21.7	
6 Yes, in the past 3 months	1	6	1	3	0	0	2	3.3	
Valid responses =	17	28	40	67	1	2	60	7.5	

Invalid responses include no response.

**2205) Have you ever tried and failed to control, cut down or stop using the following substance(s)? (only includes students who have ever used this substance)**  
**Prescription stimulants (Ritalin, Concerta, Dexedrine, Adderall, diet pills, etc.) [Please report nonmedical use only.]**

	Male		Female		Unknown		Total		Pct.
	Freq.	Pct.	Freq.	Pct.	Freq.	Pct.	Freq.	Pct.	
0 No, Never	17	90	51	76	1	100	71	78.9	
3 Yes, not in the past 3 months	1	5	10	15	0	0	12	13.3	
6 Yes, in the past 3 months	1	5	6	9	0	0	7	7.8	
Valid responses =	19	21	67	74	1	1	90	11.3	

Invalid responses include no response.

**2206) Have you ever tried and failed to control, cut down or stop using the following substance(s)? (only includes students who have ever used this substance)**  
**Methamphetamine (speed, crystal meth, ice, etc.)**

	Male		Female		Unknown		Total		Pct.
	Freq.	Pct.	Freq.	Pct.	Freq.	Pct.	Freq.	Pct.	
0 No, Never	1	100	4	67	0	0	5	71.4	
3 Yes, not in the past 3 months	0	0	2	33	0	0	2	28.6	
6 Yes, in the past 3 months	0	0	0	0	0	0	0	0.0	
Valid responses =	1	14	6	86	0	0	7	0.9	

Invalid responses include no response.

**2207) Have you ever tried and failed to control, cut down or stop using the following substance(s)? (only includes students who have ever used this substance)**  
**Inhalants (poppers, nitrous, glue, gas, paint thinner, etc.)**

	Male		Female		Unknown		Total		Pct.
	Freq.	Pct.	Freq.	Pct.	Freq.	Pct.	Freq.	Pct.	
0 No, Never	9	100	9	64	0	0	21	80.8	
3 Yes, not in the past 3 months	0	0	5	36	0	0	5	19.2	
6 Yes, in the past 3 months	0	0	0	0	0	0	0	0.0	
Valid responses =	9	35	14	54	0	0	26	3.3	

Invalid responses include no response.

**2208) Have you ever tried and failed to control, cut down or stop using the following substance(s)? (only includes students who have ever used this substance)**  
**Sedatives or Sleeping Pills (Valium, Ativan, Xanax, Klonopin, Librium, Rohypnol, GHB, etc.) [Please report nonmedical use only.]**

	Male		Female		Unknown		Total		Pct.
	Freq.	Pct.	Freq.	Pct.	Freq.	Pct.	Freq.	Pct.	
0 No, Never	15	94	35	76	1	100	55	82.1	
3 Yes, not in the past 3 months	1	6	9	20	0	0	10	14.9	
6 Yes, in the past 3 months	0	0	2	4	0	0	2	3.0	
Valid responses =	16	24	46	69	1	1	67	8.4	

Invalid responses include no response.

**2209) Have you ever tried and failed to control, cut down or stop using the following substance(s)? (only includes students who have ever used this substance)**  
**Hallucinogens (Ecstasy, MDMA, Molly, LSD, acid, mushrooms, PCP, Special K, etc.)**

	Male		Female		Unknown		Total		Pct.
	Freq.	Pct.	Freq.	Pct.	Freq.	Pct.	Freq.	Pct.	
0 No, Never	23	92	49	88	1	100	76	89.4	
3 Yes, not in the past 3 months	1	4	7	13	0	0	8	9.4	
6 Yes, in the past 3 months	1	4	0	0	0	0	1	1.2	
Valid responses =	25	29	56	66	1	1	85	10.6	

Invalid responses include no response.

**22010) Have you ever tried and failed to control, cut down or stop using the following substance(s)? (only includes students who have ever used this substance)**  
**Heroin**

	Male		Female		Unknown		Total		Pct.
	Freq.	Pct.	Freq.	Pct.	Freq.	Pct.	Freq.	Pct.	
0 No, Never	1	50	4	44	1	100	6	50.0	
3 Yes, not in the past 3 months	1	50	5	56	0	0	6	50.0	
6 Yes, in the past 3 months	0	0	0	0	0	0	0	0.0	
Valid responses =	2	17	9	75	1	8	12	1.5	

Invalid responses include no response.



# AMERICAN COLLEGE HEALTH ASSOCIATION

American College Health Association-National College Health Assessment (ACHA-NCHA III)

Institutional Data Report - Spring 2020

FLORIDA ATLANTIC UNIVERSITY

American College Health Association  
8455 Colesville Road, Suite 740  
Silver Spring, MD 20910  
(410) 859-1500

April 10, 2020  
FREQUENCY REPORT  
Number of Surveys (n) =

800 Web Surveys

[www.acha.org](http://www.acha.org)

**22O11) Have you ever tried and failed to control, cut down or stop using the following substance(s)? (only includes students who have ever used this substance)**  
**Prescription opioids (morphine, codeine, fentanyl, oxycodone [OxyContin, Percocet], hydrocodone [Vicodin], methadone, buprenorphine [Suboxone], etc.)**  
*[Please report nonmedical use only.]*

	Male		Female		Unknown		Total		Pct.
	Freq.	Pct.	Freq.	Pct.	Freq.	Pct.	Freq.	Pct.	
0 No, Never	13	93	19	68	0	0	35	77.8	
3 Yes, not in the past 3 months	1	7	9	32	0	0	10	22.2	
6 Yes, in the past 3 months	0	0	0	0	0	0	0	0.0	
Valid responses =	14	31	28	62	0	0	45	5.6	

Invalid responses include no response.

**22O12) Have you ever tried and failed to control, cut down or stop using the following substance(s)? (only includes students who have ever used this substance)**  
**Other**

	Male		Female		Unknown		Total		Pct.
	Freq.	Pct.	Freq.	Pct.	Freq.	Pct.	Freq.	Pct.	
0 No, Never	1	50	1	50	0	0	2	50.0	
3 Yes, not in the past 3 months	0	0	1	50	0	0	1	25.0	
6 Yes, in the past 3 months	1	50	0	0	0	0	1	25.0	
Valid responses =	2	50	2	50	0	0	4	0.5	

Invalid responses include no response.

**22P) Have you ever used any drug by injection? [RECREATIONAL or NON-MEDICAL USE ONLY] (only includes students who have ever used any substance)**

	Male		Female		Unknown		Total		Pct.
	Freq.	Pct.	Freq.	Pct.	Freq.	Pct.	Freq.	Pct.	
0 No, Never	121	99	437	98	3	100	579	98.6	
1 Yes, not in the past 3 months	1	1	7	2	0	0	8	1.4	
2 Yes, in the past 3 months	0	0	0	0	0	0	0	0.0	
Valid responses =	122	21	444	76	3	1	587	73.4	

Invalid responses include no response.

**22Q) In the past 3 months, how often have you injected drugs? [RECREATIONAL or NON-MEDICAL USE ONLY] (only includes students who have used drugs by injection within the last 3 months)**

	Male		Female		Unknown		Total		Pct.
	Freq.	Pct.	Freq.	Pct.	Freq.	Pct.	Freq.	Pct.	
0 Once per week or less	0	0	0	0	0	0	0	0.0	
1 More than once per week	0	0	0	0	0	0	0	0.0	
Valid responses =	0	0	0	0	0	0	0	0.0	

Invalid responses include no response.

**23A) Within the last 3 months, which tobacco products have you used? (only includes students who have used tobacco or nicotine in the last 3 months)**  
**Cigarettes**

	Male		Female		Unknown		Total		Pct.
	Freq.	Pct.	Freq.	Pct.	Freq.	Pct.	Freq.	Pct.	
1 No	24	63	80	75	2	100	108	71.1	
2 Yes	14	37	27	25	0	0	44	28.9	
Valid responses =	38	25	107	70	2	1	152	19.0	

Invalid responses include no response.

**23B) Within the last 3 months, which tobacco products have you used? (only includes students who have used tobacco or nicotine in the last 3 months)**  
**E-cigarettes or other vape products (for example: Juul, etc.)**

	Male		Female		Unknown		Total		Pct.
	Freq.	Pct.	Freq.	Pct.	Freq.	Pct.	Freq.	Pct.	
1 No	13	34	30	26	1	50	45	28.3	
2 Yes	25	66	84	74	1	50	114	71.7	
Valid responses =	38	24	114	72	2	1	159	19.9	

Invalid responses include no response.

**23C) Within the last 3 months, which tobacco products have you used? (only includes students who have used tobacco or nicotine in the last 3 months)**  
**Water pipe or hookah**

	Male		Female		Unknown		Total		Pct.
	Freq.	Pct.	Freq.	Pct.	Freq.	Pct.	Freq.	Pct.	
1 No	29	74	81	74	1	50	112	71.8	
2 Yes	10	26	29	26	1	50	44	28.2	
Valid responses =	39	25	110	71	2	1	156	19.5	

Invalid responses include no response.

**23D) Within the last 3 months, which tobacco products have you used? (only includes students who have used tobacco or nicotine in the last 3 months)**  
**Chewing or smokeless tobacco**

	Male		Female		Unknown		Total		Pct.
	Freq.	Pct.	Freq.	Pct.	Freq.	Pct.	Freq.	Pct.	
1 No	32	82	107	98	2	100	146	94.2	
2 Yes	7	18	2	2	0	0	9	5.8	
Valid responses =	39	25	109	70	2	1	155	19.4	

Invalid responses include no response.



# AMERICAN COLLEGE HEALTH ASSOCIATION

American College Health Association-National College Health Assessment (ACHA-NCHA III)

Institutional Data Report - Spring 2020

FLORIDA ATLANTIC UNIVERSITY

American College Health Association  
8455 Colesville Road, Suite 740  
Silver Spring, MD 20910  
(410) 859-1500

April 10, 2020  
FREQUENCY REPORT  
Number of Surveys (n) =

800 Web Surveys

[www.acha.org](http://www.acha.org)

### 23E) Within the last 3 months, which tobacco products have you used? (only includes students who have used tobacco or nicotine in the last 3 months)

#### Cigars or little cigars

	Male		Female		Unknown		Total		Pct.
	Freq.	Pct.	Freq.	Pct.	Freq.	Pct.	Freq.	Pct.	
1 No	26	65	101	94	2	100	132	85.2	
2 Yes	14	35	7	7	0	0	23	14.8	
Valid responses =	40	26	108	70	2	1	155	19.4	

Invalid responses include no response.

### 23F) Within the last 3 months, which tobacco products have you used? (only includes students who have used tobacco or nicotine in the last 3 months)

#### Other

	Male		Female		Unknown		Total		Pct.
	Freq.	Pct.	Freq.	Pct.	Freq.	Pct.	Freq.	Pct.	
1 No	25	96	85	98	1	100	115	97.5	
2 Yes	1	4	2	2	0	0	3	2.5	
Valid responses =	26	22	87	74	1	1	118	14.8	

Invalid responses include no response.

### 24) When, if ever, was the last time you used cannabis/marijuana? Please include medical and non-medical use.

	Male		Female		Unknown		Total		Pct.
	Freq.	Pct.	Freq.	Pct.	Freq.	Pct.	Freq.	Pct.	
1 Never	97	54	304	52	3	75	420	52.8	
2 Within the last 2 weeks	28	16	94	16	1	25	128	16.1	
3 More than 2 weeks but within 30 days	1	1	21	4	0	0	22	2.8	
4 More than 30 days but within 3 months	8	4	38	7	0	0	46	5.8	
5 More than 3 months but within 12 months	16	9	42	7	0	0	59	7.4	
6 More than 12 months ago	30	17	88	15	0	0	120	15.1	
Valid responses =	180	23	587	74	4	1	795	99.4	

Invalid responses include no response.

### 25A) When, if ever, was the last time you drank alcohol?

	Male		Female		Unknown		Total		Pct.
	Freq.	Pct.	Freq.	Pct.	Freq.	Pct.	Freq.	Pct.	
1 Never	37	21	102	17	2	40	147	18.5	
2 Within the last 2 weeks	76	42	277	47	2	40	366	46.0	
3 More than 2 weeks but within 30 days	10	6	69	12	0	0	79	9.9	
4 More than 30 days but within 3 months	28	16	60	10	1	20	92	11.6	
5 More than 3 months but within 12 months	11	6	46	8	0	0	60	7.5	
6 More than 12 months ago	18	10	33	6	0	0	52	6.5	
Valid responses =	180	23	587	74	5	1	796	99.5	

Invalid responses include no response.

### 25B1) The last time you drank alcohol: (only includes students who drank alcohol within the last 3 months)

#### Did you get drunk?

	Male		Female		Unknown		Total		Pct.
	Freq.	Pct.	Freq.	Pct.	Freq.	Pct.	Freq.	Pct.	
1 No	78	69	300	75	2	67	389	73.3	
2 Yes	35	31	101	25	1	33	142	26.7	
Valid responses =	113	21	401	76	3	1	531	66.4	

Invalid responses include no response.

### 25B2) The last time you drank alcohol: (only includes students who drank alcohol within the last 3 months)

#### Did you intend to get drunk?

	Male		Female		Unknown		Total		Pct.
	Freq.	Pct.	Freq.	Pct.	Freq.	Pct.	Freq.	Pct.	
1 No	80	70	288	72	2	67	378	71.1	
2 Yes	34	30	113	28	1	33	154	28.9	
Valid responses =	114	21	401	75	3	1	532	66.5	

Invalid responses include no response.



# AMERICAN COLLEGE HEALTH ASSOCIATION

American College Health Association-National College Health Assessment (ACHA-NCHA III)

Institutional Data Report - Spring 2020

FLORIDA ATLANTIC UNIVERSITY

American College Health Association  
8455 Colesville Road, Suite 740  
Silver Spring, MD 20910  
(410) 859-1500  
[www.acha.org](http://www.acha.org)

April 10, 2020

FREQUENCY REPORT

Number of Surveys (n) = 800 Web Surveys

**26) One drink of alcohol is defined as a 12 oz. can or bottle of beer or wine cooler, a 4 oz. glass of wine, or a shot of liquor straight or in a mixed drink. (only includes students who drank alcohol within the last 3 months)**

The last time you drank alcohol in a social setting, how many drinks of alcohol did you have?

	Male		Female		Unknown		Total		Pct.
	Freq.	Pct.	Freq.	Pct.	Freq.	Pct.	Freq.		
0 0 Drinks	7	6	14	4	0	0	22	4.1	
1 1 to 2 Drinks	52	46	234	58	1	50	295	55.3	
2 3 to 4 Drinks	31	27	91	23	0	0	124	23.3	
3 5 to 6 Drinks	11	10	47	12	1	50	62	11.6	
4 7 to 8 Drinks	9	8	7	2	0	0	16	3.0	
5 9 to 10 Drinks	3	3	8	2	0	0	11	2.1	
6 11 or More Drinks	1	1	2	1	0	0	3	0.6	
Total	114	21	403	76	2	0	533	66.6	

Invalid responses include no response.

	Mean	Median	Std Dev	Min	Max
Male	3.11	2.00	2.56	0	15
Female	2.62	2.00	2	0	12
Overall	2.72	2.00	2.14	0	15

**27) One drink of alcohol is defined as a 12 oz. can or bottle of beer or wine cooler, a 4 oz. glass of wine, or a shot of liquor straight or in a mixed drink. (only includes students who drank alcohol within the last 3 months)**

The last time you drank alcohol in a social setting, over how many hours did you drink alcohol?

	Male		Female		Unknown		Total		Pct.
	Freq.	Pct.	Freq.	Pct.	Freq.	Pct.	Freq.		
0 0 Hours	10	9	19	5	0	0	30	5.6	
1 1 to 2 Hours	49	43	190	47	0	0	248	46.6	
2 3 to 4 Hours	34	30	128	32	1	50	165	31.0	
3 5 to 6 Hours	18	16	48	12	1	50	69	13.0	
4 7 to 8 Hours	3	3	11	3	0	0	14	2.6	
5 9 to 10 Hours	0	0	3	1	0	0	3	0.6	
6 11 or More Hours	0	0	3	1	0	0	3	0.6	
Total	114	21	402	76	2	0	532	66.5	

Invalid responses include no response.

	Mean	Median	Std Dev	Min	Max
Male	2.70	2.00	1.84	0	8
Female	2.82	2.00	1.97	0	12
Overall	2.79	2.00	1.94	0	12

**28) Over the last two weeks, how many times have you had five or more drinks (males) or four or more drinks (females) containing any kind of alcohol at a sitting? (only includes students who drank alcohol within the last 2 weeks)**

	Male		Female		Unknown		Total		Pct.
	Freq.	Pct.	Freq.	Pct.	Freq.	Pct.	Freq.		
1 None	41	54	172	62	1	50	219	60.0	
2 1 time	15	20	55	20	0	0	74	20.3	
3 2 times	7	9	26	9	0	0	35	9.6	
4 3 times	3	4	7	3	0	0	10	2.7	
5 4 times	6	8	8	3	0	0	14	3.8	
6 5 times	3	4	0	0	1	50	4	1.1	
7 6 times	0	0	2	1	0	0	2	0.5	
8 7 times	0	0	2	1	0	0	2	0.5	
9 8 times	0	0	2	1	0	0	2	0.5	
10 9 times	0	0	2	1	0	0	2	0.5	
11 10 or more times	1	1	0	0	0	0	1	0.3	
Total	76	21	276	76	2	1	365	45.6	

Invalid responses include no response.

**29A) Within the last 12 months, have you experienced any of the following when drinking alcohol? (only includes students who drank alcohol within the last 12 months)**  
Did something I later regretted

	Male		Female		Unknown		Total		Pct.
	Freq.	Pct.	Freq.	Pct.	Freq.	Pct.	Freq.		
1 No	109	88	378	84	3	100	506	85.3	
2 Yes	15	12	71	16	0	0	87	14.7	
Valid responses =	124	21	449	76	3	1	593	74.1	

Invalid responses include no response.





# AMERICAN COLLEGE HEALTH ASSOCIATION

American College Health Association-National College Health Assessment (ACHA-NCHA III)

Institutional Data Report - Spring 2020

FLORIDA ATLANTIC UNIVERSITY

American College Health Association  
8455 Colesville Road, Suite 740  
Silver Spring, MD 20910  
(410) 859-1500  
[www.acha.org](http://www.acha.org)

April 10, 2020

FREQUENCY REPORT

Number of Surveys (n) = 800 Web Surveys

**29B) Within the last 12 months, have you experienced any of the following when drinking alcohol? (only includes students who drank alcohol within the last 12 months)**  
**Blackout (forgot where I was or what I did for a large period of time and cannot remember, even when someone reminds me)**

	Male		Female		Unknown		Total Freq.	Pct.
	Freq.	Pct.	Freq.	Pct.	Freq.	Pct.		
1 No	112	90	408	91	2	67	537	90.4
2 Yes	12	10	42	9	1	33	57	9.6
Valid responses =	124	21	450	76	3	1	594	74.3

Invalid responses include no response.

**29C) Within the last 12 months, have you experienced any of the following when drinking alcohol? (only includes students who drank alcohol within the last 12 months)**  
**Brownout (forgot where I was or what I did for short periods of time, but can remember once someone reminds me)**

	Male		Female		Unknown		Total Freq.	Pct.
	Freq.	Pct.	Freq.	Pct.	Freq.	Pct.		
1 No	104	85	365	82	2	67	486	82.2
2 Yes	19	15	83	19	1	33	105	17.8
Valid responses =	123	21	448	76	3	1	591	73.9

Invalid responses include no response.

**29D) Within the last 12 months, have you experienced any of the following when drinking alcohol? (only includes students who drank alcohol within the last 12 months)**  
**Got in trouble with the police**

	Male		Female		Unknown		Total Freq.	Pct.
	Freq.	Pct.	Freq.	Pct.	Freq.	Pct.		
1 No	123	100	450	100	3	100	593	99.8
2 Yes	0	0	1	0	0	0	1	0.2 <sup>I</sup>
Valid responses =	123	21	451	76	3	1	594	74.3

Invalid responses include no response.

**29E) Within the last 12 months, have you experienced any of the following when drinking alcohol? (only includes students who drank alcohol within the last 12 months)**  
**Got in trouble with college/university authorities**

	Male		Female		Unknown		Total Freq.	Pct.
	Freq.	Pct.	Freq.	Pct.	Freq.	Pct.		
1 No	123	100	450	100	3	100	593	99.8
2 Yes	0	0	1	0	0	0	1	0.2 <sup>I</sup>
Valid responses =	123	21	451	76	3	1	594	74.3

Invalid responses include no response.

**29F) Within the last 12 months, have you experienced any of the following when drinking alcohol? (only includes students who drank alcohol within the last 12 months)**  
**Someone had sex with me without my consent**

	Male		Female		Unknown		Total Freq.	Pct.
	Freq.	Pct.	Freq.	Pct.	Freq.	Pct.		
1 No	123	99	440	98	2	67	582	98.5
2 Yes	1	1	7	2	1	33	9	1.5 <sup>I</sup>
Valid responses =	124	21	447	76	3	1	591	73.9

Invalid responses include no response.

**29G) Within the last 12 months, have you experienced any of the following when drinking alcohol? (only includes students who drank alcohol within the last 12 months)**  
**Had sex with someone without their consent**

	Male		Female		Unknown		Total Freq.	Pct.
	Freq.	Pct.	Freq.	Pct.	Freq.	Pct.		
1 No	124	100	449	100	3	100	593	99.8
2 Yes	0	0	1	0	0	0	1	0.2 <sup>I</sup>
Valid responses =	124	21	450	76	3	1	594	74.3

Invalid responses include no response.

**29H) Within the last 12 months, have you experienced any of the following when drinking alcohol? (only includes students who drank alcohol within the last 12 months)**  
**Had unprotected sex**

	Male		Female		Unknown		Total Freq.	Pct.
	Freq.	Pct.	Freq.	Pct.	Freq.	Pct.		
1 No	113	91	390	87	1	33	520	87.7
2 Yes	11	9	60	13	2	67	73	12.3
Valid responses =	124	21	450	76	3	1	593	74.1

Invalid responses include no response.

**29I) Within the last 12 months, have you experienced any of the following when drinking alcohol? (only includes students who drank alcohol within the last 12 months)**  
**Physically injured myself**

	Male		Female		Unknown		Total Freq.	Pct.
	Freq.	Pct.	Freq.	Pct.	Freq.	Pct.		
1 No	120	97	422	94	3	100	562	94.5
2 Yes	4	3	29	6	0	0	33	5.5
Valid responses =	124	21	451	76	3	1	595	74.4

Invalid responses include no response.





# AMERICAN COLLEGE HEALTH ASSOCIATION

American College Health Association-National College Health Assessment (ACHA-NCHA III)

Institutional Data Report - Spring 2020

FLORIDA ATLANTIC UNIVERSITY

American College Health Association  
8455 Colesville Road, Suite 740  
Silver Spring, MD 20910  
(410) 859-1500  
[www.acha.org](http://www.acha.org)

April 10, 2020

FREQUENCY REPORT

Number of Surveys (n) = 800 Web Surveys

**29J) Within the last 12 months, have you experienced any of the following when drinking alcohol? (only includes students who drank alcohol within the last 12 months)**  
**Physically injured another person**

	Male		Female		Unknown		Total Freq.	Pct.
	Freq.	Pct.	Freq.	Pct.	Freq.	Pct.		
1 No	123	100	448	100	3	100	590	99.7
2 Yes	0	0	2	0	0	0	2	0.3
Valid responses =	123	21	450	76	3	1	592	74.0

Invalid responses include no response.

**29K) Within the last 12 months, have you experienced any of the following when drinking alcohol? (only includes students who drank alcohol within the last 12 months)**  
**Seriously considered suicide**

	Male		Female		Unknown		Total Freq.	Pct.
	Freq.	Pct.	Freq.	Pct.	Freq.	Pct.		
1 No	122	98	434	96	3	100	575	96.8
2 Yes	2	2	16	4	0	0	19	3.2
Valid responses =	124	21	450	76	3	1	594	74.3

Invalid responses include no response.

**29L) Within the last 12 months, have you experienced any of the following when drinking alcohol? (only includes students who drank alcohol within the last 12 months)**  
**Needed medical help**

	Male		Female		Unknown		Total Freq.	Pct.
	Freq.	Pct.	Freq.	Pct.	Freq.	Pct.		
1 No	124	100	445	99	3	100	589	99.3
2 Yes	0	0	4	1	0	0	4	0.7
Valid responses =	124	21	449	76	3	1	593	74.1

Invalid responses include no response.

**30A) Within the last 30 days, did you drive after drinking any alcohol at all?  
(only includes students who drank alcohol within the last 30 days AND drove a car within the last 30 days)**

	Male		Female		Unknown		Total Freq.	Pct.
	Freq.	Pct.	Freq.	Pct.	Freq.	Pct.		
1 No	60	74	238	76	2	100	307	76.0
2 Yes	21	26	75	24	0	0	97	24.0
Valid responses =	81	20	313	77	2	0	404	50.5

Invalid responses include no response.

**30B) Within the last 12 months, to what extent did your alcohol use affect your academic performance? (only includes students who drank alcohol within the last 12 months)**

	Male		Female		Unknown		Total Freq.	Pct.
	Freq.	Pct.	Freq.	Pct.	Freq.	Pct.		
1 Alcohol use did not affect academic performance	124	99	443	99	3	100	587	98.8
2 Alcohol use negatively impacted performance in class	1	1	5	1	0	0	6	1.0
3 Alcohol use delayed progress towards degree	0	0	1	0	0	0	1	0.2
Valid responses =	125	21	449	76	3	1	594	74.3

Invalid responses include no response.

**31A) Within the last 30 days, did you drive within 6 hours of using cannabis/marijuana?  
(only includes students who used cannabis within the last 30 days AND drove a car within the last 30 days)**

	Male		Female		Unknown		Total Freq.	Pct.
	Freq.	Pct.	Freq.	Pct.	Freq.	Pct.		
1 No	11	44	49	48	1	100	62	47.0
2 Yes	14	56	54	52	0	0	70	53.0
Valid responses =	25	19	103	78	1	1	132	16.5

Invalid responses include no response.

**31B) Within the last 12 months, to what extent did your cannabis/marijuana use affect your academic performance?  
(only includes students who used cannabis within the last 12 months)**

	Male		Female		Unknown		Total Freq.	Pct.
	Freq.	Pct.	Freq.	Pct.	Freq.	Pct.		
1 Marijuana use did not affect academic performance	45	88	180	96	1	100	232	94.3
2 Marijuana use negatively impacted performance in class	6	12	8	4	0	0	14	5.7
3 Marijuana use delayed progress towards degree	0	0	0	0	0	0	0	0.0
Valid responses =	51	21	188	76	1	0	246	30.8

Invalid responses include no response.

**32) Do you identify as a person in recovery from alcohol or other drug use?**

	Male		Female		Unknown		Total Freq.	Pct.
	Freq.	Pct.	Freq.	Pct.	Freq.	Pct.		
1 No	135	96	473	98	3	100	629	97.2
2 Yes	6	4	12	3	0	0	18	2.8
Valid responses =	141	22	485	75	3	0	647	80.9

Invalid responses include no response.



# AMERICAN COLLEGE HEALTH ASSOCIATION

American College Health Association-National College Health Assessment (ACHA-NCHA III)

Institutional Data Report - Spring 2020

FLORIDA ATLANTIC UNIVERSITY

American College Health Association  
8455 Colesville Road, Suite 740  
Silver Spring, MD 20910  
(410) 859-1500

April 10, 2020  
FREQUENCY REPORT  
Number of Surveys (n) =

800 Web Surveys

[www.acha.org](http://www.acha.org)

The following text was displayed to students before this section:

As you answer questions in this section, please include only sexual experiences for which you gave consent and exclude any sexual contact for which you did not consent.

### 33A) When, if ever, was the last time you had: Oral sex (oral/genital contact)?

	Male		Female		Unknown		Total Freq.	Pct.
	Freq.	Pct.	Freq.	Pct.	Freq.	Pct.		
1 Never	67	37	169	29	1	25	247	31.2
2 Within the last 2 weeks	47	26	214	37	2	50	269	34.0
3 More than 2 weeks but within 30 days	17	9	44	8	1	25	64	8.1
4 More than 30 days but within 3 months	13	7	46	8	0	0	59	7.5
5 More than 3 months but within 12 months	20	11	58	10	0	0	81	10.2
6 More than 12 months ago	17	9	51	9	0	0	71	9.0
Valid responses =	181	23	582	74	4	1	791	98.9

Invalid responses include no response.

### 33B) When, if ever, was the last time you had: Vaginal intercourse (penis in vagina)?

	Male		Female		Unknown		Total Freq.	Pct.
	Freq.	Pct.	Freq.	Pct.	Freq.	Pct.		
1 Never	77	43	178	31	0	0	267	33.8
2 Within the last 2 weeks	50	28	233	40	1	33	289	36.6
3 More than 2 weeks but within 30 days	11	6	35	6	0	0	49	6.2
4 More than 30 days but within 3 months	11	6	47	8	0	0	58	7.3
5 More than 3 months but within 12 months	15	8	37	6	0	0	54	6.8
6 More than 12 months ago	17	9	52	9	2	67	73	9.2
Valid responses =	181	23	582	74	3	0	790	98.8

Invalid responses include no response.

### 33C) When, if ever, was the last time you had: Anal intercourse (penis in anus)?

	Male		Female		Unknown		Total Freq.	Pct.
	Freq.	Pct.	Freq.	Pct.	Freq.	Pct.		
1 Never	134	74	429	74	2	67	582	74.0
2 Within the last 2 weeks	5	3	12	2	1	33	19	2.4
3 More than 2 weeks but within 30 days	3	2	8	1	0	0	11	1.4
4 More than 30 days but within 3 months	4	2	7	1	0	0	11	1.4
5 More than 3 months but within 12 months	16	9	33	6	0	0	51	6.5
6 More than 12 months ago	19	11	89	15	0	0	112	14.2
Valid responses =	181	23	578	74	3	0	786	98.3

Invalid responses include no response.

### 34) Within the last 12 months, with how many partners have you had oral sex, vaginal intercourse, or anal intercourse? (only includes students that have had oral sex or vaginal/anal intercourse in the last 12 months)

	Male		Female		Unknown		Total Freq.	Pct.
	Freq.	Pct.	Freq.	Pct.	Freq.	Pct.		
0 0 Partners	0	0	0	0	0	0	0	0.0
1 1 Partner	75	73	280	73	1	33	362	72.0
2 2 Partners	9	9	48	13	1	33	60	11.9
3 3 Partners	6	6	15	4	0	0	22	4.4
4 4 Partners	3	3	13	3	0	0	17	3.4
5 5 Partners	2	2	7	2	1	33	11	2.2
6 6 Partners	0	0	11	3	0	0	11	2.2
7 7 Partners	0	0	3	1	0	0	3	0.6
8 8 to 10 Partners	4	4	4	1	0	0	9	1.8
9 11 or More Partners	4	4	4	1	0	0	8	1.6
Valid responses =	103	20	385	77	3	1	503	62.9

Invalid responses include no response.

	Mean	Median	Std Dev	Min	Max
Male	2.12	1.00	2.69	1	15
Female	1.81	1.00	2.13	1	20
Overall	1.90	1.00	2.27	1	20

### 35A) Within the last 12 months, did you have sexual partner(s) who were: (only includes students with 1 or more sexual partners in the last 12 months) Women or females

	Male		Female		Unknown		Total Freq.	Pct.
	Freq.	Pct.	Freq.	Pct.	Freq.	Pct.		
1 No	12	12	337	89	2	67	359	72.2
2 Yes	91	88	42	11	1	33	138	27.8
Valid responses =	103	21	379	76	3	1	497	62.1

Invalid responses include no response.



# AMERICAN COLLEGE HEALTH ASSOCIATION

American College Health Association-National College Health Assessment (ACHA-NCHA III)

Institutional Data Report - Spring 2020

FLORIDA ATLANTIC UNIVERSITY

American College Health Association  
8455 Colesville Road, Suite 740  
Silver Spring, MD 20910  
(410) 859-1500  
[www.acha.org](http://www.acha.org)

April 10, 2020

FREQUENCY REPORT

Number of Surveys (n) = 800 Web Surveys

**35B) Within the last 12 months, did you have sexual partner(s) who were: (only includes students with 1 or more sexual partners in the last 12 months)**

**Men or males**

	Male		Female		Unknown		Total		Pct.
	Freq.	Pct.	Freq.	Pct.	Freq.	Pct.	Freq.	Pct.	
1 No	87	88	19	5	1	33	111	22.3	
2 Yes	12	12	364	95	2	67	386	77.7	
Valid responses =	99	20	383	77	3	1	497	62.1	

Invalid responses include no response.

**35C) Within the last 12 months, did you have sexual partner(s) who were: (only includes students with 1 or more sexual partners in the last 12 months)**

**Trans women**

	Male		Female		Unknown		Total		Pct.
	Freq.	Pct.	Freq.	Pct.	Freq.	Pct.	Freq.	Pct.	
1 No	98	100	373	99	3	100	485	99.4	
2 Yes	0	0	3	1	0	0	3	0.6	
Valid responses =	98	20	376	77	3	1	488	61.0	

Invalid responses include no response.

**35D) Within the last 12 months, did you have sexual partner(s) who were: (only includes students with 1 or more sexual partners in the last 12 months)**

**Trans men**

	Male		Female		Unknown		Total		Pct.
	Freq.	Pct.	Freq.	Pct.	Freq.	Pct.	Freq.	Pct.	
1 No	99	100	376	100	3	100	489	99.8	
2 Yes	0	0	0	0	0	0	1	0.2	
Valid responses =	99	20	376	77	3	1	490	61.3	

Invalid responses include no response.

**35E) Within the last 12 months, did you have sexual partner(s) who were: (only includes students with 1 or more sexual partners in the last 12 months)**

**Genderqueer**

	Male		Female		Unknown		Total		Pct.
	Freq.	Pct.	Freq.	Pct.	Freq.	Pct.	Freq.	Pct.	
1 No	98	99	371	99	3	100	483	98.8	
2 Yes	1	1	4	1	0	0	6	1.2	
Valid responses =	99	20	375	77	3	1	489	61.1	

Invalid responses include no response.

**35F) Within the last 12 months, did you have sexual partner(s) who were: (only includes students with 1 or more sexual partners in the last 12 months)**

**Person(s) with another identity**

	Male		Female		Unknown		Total		Pct.
	Freq.	Pct.	Freq.	Pct.	Freq.	Pct.	Freq.	Pct.	
1 No	98	99	374	99	3	100	486	99.0	
2 Yes	1	1	3	1	0	0	5	1.0	
Valid responses =	99	20	377	77	3	1	491	61.4	

Invalid responses include no response.

**36A) Within the last 30 days, how often did you or your partner(s) use a condom or other protective barrier (for example: male condom, female condom, dam, or glove) during:**

**(only includes students that have had oral sex within the last 30 days)**

**Oral sex (oral/genital contact)?**

	Male		Female		Unknown		Total		Pct.
	Freq.	Pct.	Freq.	Pct.	Freq.	Pct.	Freq.	Pct.	
1 Never	59	92	236	92	1	33	301	90.4	
2 Rarely	0	0	13	5	0	0	14	4.2	
3 Sometimes	1	2	4	2	0	0	6	1.8	
4 Most of the time	2	3	3	1	0	0	6	1.8	
5 Always	2	3	2	1	2	67	6	1.8	
Valid responses =	64	19	258	77	3	1	333	41.6	

Invalid responses include no response.

**36B) Within the last 30 days, how often did you or your partner(s) use a condom or other protective barrier (for example: male condom, female condom, dam, or glove) during:**

**(only includes students that have had vaginal intercourse within the last 30 days)**

**Vaginal intercourse (penis in vagina)?**

	Male		Female		Unknown		Total		Pct.
	Freq.	Pct.	Freq.	Pct.	Freq.	Pct.	Freq.	Pct.	
1 Never	36	59	127	48	0	0	165	49.0	
2 Rarely	5	8	36	14	0	0	41	12.2	
3 Sometimes	2	3	21	8	0	0	23	6.8	
4 Most of the time	5	8	24	9	1	100	31	9.2	
5 Always	13	21	59	22	0	0	77	22.8	
Valid responses =	61	18	267	79	1	0	337	42.1	

Invalid responses include no response.



# AMERICAN COLLEGE HEALTH ASSOCIATION

American College Health Association-National College Health Assessment (ACHA-NCHA III)

Institutional Data Report - Spring 2020

FLORIDA ATLANTIC UNIVERSITY

American College Health Association  
8455 Colesville Road, Suite 740  
Silver Spring, MD 20910  
(410) 859-1500  
[www.acha.org](http://www.acha.org)

April 10, 2020

FREQUENCY REPORT

Number of Surveys (n) = 800 Web Surveys

**36C) Within the last 30 days, how often did you or your partner(s) use a condom or other protective barrier (for example: male condom, female condom, dam, or glove) during: (only includes students that have had anal intercourse within the last 30 days)**

**Anal intercourse (penis in anus)?**

	Male		Female		Unknown		Total		Pct.
	Freq.	Pct.	Freq.	Pct.	Freq.	Pct.	Freq.	Pct.	
1 Never	4	50	15	75	0	0	19	63.3	
2 Rarely	1	13	0	0	0	0	1	3.3	
3 Sometimes	2	25	2	10	0	0	4	13.3	
4 Most of the time	1	13	1	5	0	0	3	10.0	
5 Always	0	0	2	10	1	100	3	10.0	
Valid responses =	8	27	20	67	1	3	30	3.8	

Invalid responses include no response.

**37) Did you or your partner use any method to prevent pregnancy the last time you had vaginal intercourse (penis in vagina)? (only includes students that have had vaginal intercourse within the last 12 months)**

	Male		Female		Unknown		Total		Pct.
	Freq.	Pct.	Freq.	Pct.	Freq.	Pct.	Freq.	Pct.	
1 Yes	64	75	281	81	1	100	355	79.8	
2 No, not want prevent pregnancy	2	2	10	3	0	0	12	2.7	
3 No, did not use any method	16	19	55	16	0	0	72	16.2	
4 Don't know	3	4	3	1	0	0	6	1.3	
Valid responses =	85	19	349	78	1	0	445	55.6	

Invalid responses include no response.

**38A) Please indicate which of the following method(s) you or your partner used to prevent pregnancy the last time you had vaginal intercourse. (Please select ALL that apply) (only includes students who used a method of pregnancy prevention the last time they had vaginal intercourse)**

**Birth control pills (monthly or extended cycle)**

	Male		Female		Unknown		Total		Pct.
	Freq.	Pct.	Freq.	Pct.	Freq.	Pct.	Freq.	Pct.	
0 Not selected	32	50	143	51	0	0	181	51.0	
1 Selected	32	50	138	49	1	100	174	49.0	
Valid responses =	64	18	281	79	1	0	355	44.4	

Invalid responses include no response.

**38B) Please indicate which of the following method(s) you or your partner used to prevent pregnancy the last time you had vaginal intercourse. (Please select ALL that apply) (only includes students who used a method of pregnancy prevention the last time they had vaginal intercourse)**

**Birth control shots**

	Male		Female		Unknown		Total		Pct.
	Freq.	Pct.	Freq.	Pct.	Freq.	Pct.	Freq.	Pct.	
0 Not selected	64	100	278	99	1	100	352	99.2	
1 Selected	0	0	3	1	0	0	3	0.8	
Valid responses =	64	18	281	79	1	0	355	44.4	

Invalid responses include no response.

**38C) Please indicate which of the following method(s) you or your partner used to prevent pregnancy the last time you had vaginal intercourse. (Please select ALL that apply) (only includes students who used a method of pregnancy prevention the last time they had vaginal intercourse)**

**Birth control implants**

	Male		Female		Unknown		Total		Pct.
	Freq.	Pct.	Freq.	Pct.	Freq.	Pct.	Freq.	Pct.	
0 Not selected	61	95	270	96	1	100	341	96.1	
1 Selected	3	5	11	4	0	0	14	3.9	
Valid responses =	64	18	281	79	1	0	355	44.4	

Invalid responses include no response.

**38D) Please indicate which of the following method(s) you or your partner used to prevent pregnancy the last time you had vaginal intercourse. (Please select ALL that apply) (only includes students who used a method of pregnancy prevention the last time they had vaginal intercourse)**

**Birth control patch**

	Male		Female		Unknown		Total		Pct.
	Freq.	Pct.	Freq.	Pct.	Freq.	Pct.	Freq.	Pct.	
0 Not selected	62	97	279	99	1	100	351	98.9	
1 Selected	2	3	2	1	0	0	4	1.1	
Valid responses =	64	18	281	79	1	0	355	44.4	

Invalid responses include no response.

**38E) Please indicate which of the following method(s) you or your partner used to prevent pregnancy the last time you had vaginal intercourse. (Please select ALL that apply) (only includes students who used a method of pregnancy prevention the last time they had vaginal intercourse)**

**The ring**

	Male		Female		Unknown		Total		Pct.
	Freq.	Pct.	Freq.	Pct.	Freq.	Pct.	Freq.	Pct.	
0 Not selected	64	100	271	96	1	100	344	96.9	
1 Selected	0	0	10	4	0	0	11	3.1	
Valid responses =	64	18	281	79	1	0	355	44.4	

Invalid responses include no response.



# AMERICAN COLLEGE HEALTH ASSOCIATION

American College Health Association-National College Health Assessment (ACHA-NCHA III)

Institutional Data Report - Spring 2020

FLORIDA ATLANTIC UNIVERSITY

American College Health Association  
8455 Colesville Road, Suite 740  
Silver Spring, MD 20910  
(410) 859-1500  
[www.acha.org](http://www.acha.org)

April 10, 2020

FREQUENCY REPORT

Number of Surveys (n) = 800 Web Surveys

**38F) Please indicate which of the following method(s) you or your partner used to prevent pregnancy the last time you had vaginal intercourse. (Please select ALL that apply) (only includes students who used a method of pregnancy prevention the last time they had vaginal intercourse)**

**Emergency contraception ("morning after pill" or "Plan B")**

	Male		Female		Unknown		Total	
	Freq.	Pct.	Freq.	Pct.	Freq.	Pct.	Freq.	Pct.
0 Not selected	62	97	266	95	1	100	338	95.2
1 Selected	2	3	15	5	0	0	17	4.8
Valid responses =	64	18	281	79	1	0	355	44.4

Invalid responses include no response.

**38G) Please indicate which of the following method(s) you or your partner used to prevent pregnancy the last time you had vaginal intercourse. (Please select ALL that apply) (only includes students who used a method of pregnancy prevention the last time they had vaginal intercourse)**

**Intrauterine device (IUD)**

	Male		Female		Unknown		Total	
	Freq.	Pct.	Freq.	Pct.	Freq.	Pct.	Freq.	Pct.
0 Not selected	56	88	248	88	1	100	314	88.5
1 Selected	8	13	33	12	0	0	41	11.5
Valid responses =	64	18	281	79	1	0	355	44.4

Invalid responses include no response.

**38H) Please indicate which of the following method(s) you or your partner used to prevent pregnancy the last time you had vaginal intercourse. (Please select ALL that apply) (only includes students who used a method of pregnancy prevention the last time they had vaginal intercourse)**

**Male (external) condom**

	Male		Female		Unknown		Total	
	Freq.	Pct.	Freq.	Pct.	Freq.	Pct.	Freq.	Pct.
0 Not selected	34	53	161	57	0	0	199	56.1
1 Selected	30	47	120	43	1	100	156	43.9
Valid responses =	64	18	281	79	1	0	355	44.4

Invalid responses include no response.

**38I) Please indicate which of the following method(s) you or your partner used to prevent pregnancy the last time you had vaginal intercourse. (Please select ALL that apply) (only includes students who used a method of pregnancy prevention the last time they had vaginal intercourse)**

**Female (internal) condom**

	Male		Female		Unknown		Total	
	Freq.	Pct.	Freq.	Pct.	Freq.	Pct.	Freq.	Pct.
0 Not selected	62	97	281	100	1	100	352	99.2
1 Selected	2	3	0	0	0	0	3	0.8
Valid responses =	64	18	281	79	1	0	355	44.4

Invalid responses include no response.

**38J) Please indicate which of the following method(s) you or your partner used to prevent pregnancy the last time you had vaginal intercourse. (Please select ALL that apply) (only includes students who used a method of pregnancy prevention the last time they had vaginal intercourse)**

**Diaphragm or cervical cap**

	Male		Female		Unknown		Total	
	Freq.	Pct.	Freq.	Pct.	Freq.	Pct.	Freq.	Pct.
0 Not selected	64	100	281	100	1	100	355	100.0
1 Selected	0	0	0	0	0	0	0	0.0
Valid responses =	64	18	281	79	1	0	355	44.4

Invalid responses include no response.

**38K) Please indicate which of the following method(s) you or your partner used to prevent pregnancy the last time you had vaginal intercourse. (Please select ALL that apply) (only includes students who used a method of pregnancy prevention the last time they had vaginal intercourse)**

**Contraceptive sponge**

	Male		Female		Unknown		Total	
	Freq.	Pct.	Freq.	Pct.	Freq.	Pct.	Freq.	Pct.
0 Not selected	63	98	281	100	1	100	354	99.7
1 Selected	1	2	0	0	0	0	1	0.3
Valid responses =	64	18	281	79	1	0	355	44.4

Invalid responses include no response.

**38L) Please indicate which of the following method(s) you or your partner used to prevent pregnancy the last time you had vaginal intercourse. (Please select ALL that apply) (only includes students who used a method of pregnancy prevention the last time they had vaginal intercourse)**

**Withdrawal**

	Male		Female		Unknown		Total	
	Freq.	Pct.	Freq.	Pct.	Freq.	Pct.	Freq.	Pct.
0 Not selected	51	80	224	80	1	100	283	79.7
1 Selected	13	20	57	20	0	0	72	20.3
Valid responses =	64	18	281	79	1	0	355	44.4

Invalid responses include no response.



# AMERICAN COLLEGE HEALTH ASSOCIATION

American College Health Association-National College Health Assessment (ACHA-NCHA III)

Institutional Data Report - Spring 2020

FLORIDA ATLANTIC UNIVERSITY

American College Health Association  
8455 Colesville Road, Suite 740  
Silver Spring, MD 20910  
(410) 859-1500  
[www.acha.org](http://www.acha.org)

April 10, 2020

FREQUENCY REPORT

Number of Surveys (n) = 800 Web Surveys

**38M) Please indicate which of the following method(s) you or your partner used to prevent pregnancy the last time you had vaginal intercourse. (Please select ALL that apply) (only includes students who used a method of pregnancy prevention the last time they had vaginal intercourse)**

**Fertility awareness (for example: calendar, mucous, and basal body temperature)**

	Male		Female		Unknown		Total	
	Freq.	Pct.	Freq.	Pct.	Freq.	Pct.	Freq.	Pct.
0 Not selected	62	97	265	94	1	100	337	94.9
1 Selected	2	3	16	6	0	0	18	5.1
Valid responses =	64	18	281	79	1	0	355	44.4

Invalid responses include no response.

**38N) Please indicate which of the following method(s) you or your partner used to prevent pregnancy the last time you had vaginal intercourse. (Please select ALL that apply) (only includes students who used a method of pregnancy prevention the last time they had vaginal intercourse)**

**Sterilization (for example: hysterectomy, tubes tied, or vasectomy)**

	Male		Female		Unknown		Total	
	Freq.	Pct.	Freq.	Pct.	Freq.	Pct.	Freq.	Pct.
0 Not selected	63	98	272	97	1	100	345	97.2
1 Selected	1	2	9	3	0	0	10	2.8
Valid responses =	64	18	281	79	1	0	355	44.4

Invalid responses include no response.

**38O) Please indicate which of the following method(s) you or your partner used to prevent pregnancy the last time you had vaginal intercourse. (Please select ALL that apply) (only includes students who used a method of pregnancy prevention the last time they had vaginal intercourse)**

**Don't know**

	Male		Female		Unknown		Total	
	Freq.	Pct.	Freq.	Pct.	Freq.	Pct.	Freq.	Pct.
0 Not selected	64	100	280	100	1	100	353	99.4
1 Selected	0	0	1	0	0	0	2	0.6
Valid responses =	64	18	281	79	1	0	355	44.4

Invalid responses include no response.

**38P) Please indicate which of the following method(s) you or your partner used to prevent pregnancy the last time you had vaginal intercourse. (Please select ALL that apply) (only includes students who used a method of pregnancy prevention the last time they had vaginal intercourse)**

**Other method**

	Male		Female		Unknown		Total	
	Freq.	Pct.	Freq.	Pct.	Freq.	Pct.	Freq.	Pct.
0 Not selected	64	100	278	99	1	100	352	99.2
1 Selected	0	0	3	1	0	0	3	0.8
Valid responses =	64	18	281	79	1	0	355	44.4

Invalid responses include no response.

**39) Within the last 12 months, have you or your partner(s) used emergency contraception ("morning after pill" or "Plan B")?**

**(only includes students that have had vaginal intercourse within the last 12 months)**

	Male		Female		Unknown		Total	
	Freq.	Pct.	Freq.	Pct.	Freq.	Pct.	Freq.	Pct.
1 No	77	89	295	84	1	100	382	85.3
2 Yes	8	9	49	14	0	0	58	12.9
3 Don't know	2	2	3	1	0	0	5	1.1
4 Not applicable	0	0	3	1	0	0	3	0.7
Valid responses =	87	19	350	78	1	0	448	56.0

Invalid responses include no response.

**40) Within the last 12 months, have you or your partner(s) become pregnant? (only includes students that have had vaginal intercourse within the last 12 months)**

	Male		Female		Unknown		Total	
	Freq.	Pct.	Freq.	Pct.	Freq.	Pct.	Freq.	Pct.
1 No	83	95	339	97	1	100	433	96.7
2 Yes, unintentionally	1	1	5	1	0	0	6	1.3
3 Yes, intentionally	1	1	5	1	0	0	6	1.3
4 Don't know	2	2	1	0	0	0	3	0.7
Valid responses =	87	19	350	78	1	0	448	56.0

Invalid responses include no response.

**41A) Below are 8 statements with which you may agree or disagree.**

**Using the scale below, indicate your agreement with each item by indicating that response for each statement.**

**I lead a purposeful and meaningful life.**

	Male		Female		Unknown		Total	
	Freq.	Pct.	Freq.	Pct.	Freq.	Pct.	Freq.	Pct.
1 Strongly disagree	5	3	10	2	0	0	16	2.0
2 Disagree	11	6	18	3	0	0	30	3.8
3 Slightly disagree	10	6	30	5	0	0	43	5.4
4 Neither agree nor disagree	18	10	48	8	0	0	68	8.6
5 Slightly agree	37	21	105	18	0	0	147	18.6
6 Agree	53	29	215	37	0	0	275	34.8
7 Strongly agree	46	26	158	27	3	100	212	26.8
Valid responses =	180	23	584	74	3	0	791	98.9

Invalid responses include no response.



# AMERICAN COLLEGE HEALTH ASSOCIATION

American College Health Association-National College Health Assessment (ACHA-NCHA III)

Institutional Data Report - Spring 2020

FLORIDA ATLANTIC UNIVERSITY

American College Health Association  
8455 Colesville Road, Suite 740  
Silver Spring, MD 20910  
(410) 859-1500  
[www.acha.org](http://www.acha.org)

April 10, 2020

FREQUENCY REPORT

Number of Surveys (n) = 800 Web Surveys

### 41B) Below are 8 statements with which you may agree or disagree.

Using the scale below, indicate your agreement with each item by indicating that response for each statement.

My social relationships are supportive and rewarding.

	Male		Female		Unknown		Total Freq.	Pct.
	Freq.	Pct.	Freq.	Pct.	Freq.	Pct.		
1 Strongly disagree	5	3	5	1	0	0	11	1.4
2 Disagree	3	2	17	3	0	0	21	2.7
3 Slightly disagree	14	8	35	6	0	0	49	6.2
4 Neither agree nor disagree	19	11	33	6	0	0	55	6.9
5 Slightly agree	28	16	125	21	0	0	157	19.8
6 Agree	72	40	229	39	1	33	311	39.3
7 Strongly agree	40	22	140	24	2	67	188	23.7
Valid responses =	181	23	584	74	3	0	792	99.0

Invalid responses include no response.

### 41C) Below are 8 statements with which you may agree or disagree.

Using the scale below, indicate your agreement with each item by indicating that response for each statement.

I am engaged and interested in my daily activities.

	Male		Female		Unknown		Total Freq.	Pct.
	Freq.	Pct.	Freq.	Pct.	Freq.	Pct.		
1 Strongly disagree	7	4	10	2	0	0	18	2.3
2 Disagree	10	6	34	6	0	0	45	5.7
3 Slightly disagree	15	8	55	9	0	0	74	9.3
4 Neither agree nor disagree	16	9	37	6	0	0	55	6.9
5 Slightly agree	34	19	155	27	0	0	195	24.6
6 Agree	62	34	179	31	1	33	250	31.5
7 Strongly agree	37	20	115	20	2	67	156	19.7
Valid responses =	181	23	585	74	3	0	793	99.1

Invalid responses include no response.

### 41D) Below are 8 statements with which you may agree or disagree.

Using the scale below, indicate your agreement with each item by indicating that response for each statement.

I actively contribute to the happiness and well-being of others.

	Male		Female		Unknown		Total Freq.	Pct.
	Freq.	Pct.	Freq.	Pct.	Freq.	Pct.		
1 Strongly disagree	1	1	4	1	0	0	6	0.8
2 Disagree	7	4	6	1	0	0	13	1.6
3 Slightly disagree	7	4	17	3	0	0	25	3.2
4 Neither agree nor disagree	18	10	39	7	0	0	60	7.6
5 Slightly agree	45	25	108	19	0	0	157	19.9
6 Agree	60	33	238	41	1	33	309	39.2
7 Strongly agree	42	23	169	29	2	67	218	27.7
Valid responses =	180	23	581	74	3	0	788	98.5

Invalid responses include no response.

### 41E) Below are 8 statements with which you may agree or disagree.

Using the scale below, indicate your agreement with each item by indicating that response for each statement.

I am competent and capable in the activities that are important to me.

	Male		Female		Unknown		Total Freq.	Pct.
	Freq.	Pct.	Freq.	Pct.	Freq.	Pct.		
1 Strongly disagree	0	0	4	1	0	0	5	0.6
2 Disagree	4	2	9	2	0	0	14	1.8
3 Slightly disagree	8	4	14	2	0	0	23	2.9
4 Neither agree nor disagree	11	6	21	4	0	0	34	4.3
5 Slightly agree	21	12	97	17	0	0	124	15.7
6 Agree	74	41	242	41	1	33	325	41.1
7 Strongly agree	62	34	197	34	2	67	266	33.6
Valid responses =	180	23	584	74	3	0	791	98.9

Invalid responses include no response.

### 41F) Below are 8 statements with which you may agree or disagree.

Using the scale below, indicate your agreement with each item by indicating that response for each statement.

I am a good person and live a good life.

	Male		Female		Unknown		Total Freq.	Pct.
	Freq.	Pct.	Freq.	Pct.	Freq.	Pct.		
1 Strongly disagree	2	1	3	1	0	0	5	0.6
2 Disagree	7	4	12	2	0	0	20	2.5
3 Slightly disagree	5	3	17	3	0	0	23	2.9
4 Neither agree nor disagree	20	11	30	5	0	0	54	6.8
5 Slightly agree	28	16	84	14	0	0	116	14.7
6 Agree	61	34	235	40	1	33	304	38.4
7 Strongly agree	58	32	202	35	2	67	269	34.0
Valid responses =	181	23	583	74	3	0	791	98.9

Invalid responses include no response.





# AMERICAN COLLEGE HEALTH ASSOCIATION

American College Health Association-National College Health Assessment (ACHA-NCHA III)

Institutional Data Report - Spring 2020

FLORIDA ATLANTIC UNIVERSITY

American College Health Association  
8455 Colesville Road, Suite 740  
Silver Spring, MD 20910  
(410) 859-1500

April 10, 2020  
FREQUENCY REPORT  
Number of Surveys (n) =

800 Web Surveys

[www.acha.org](http://www.acha.org)

### 41G) Below are 8 statements with which you may agree or disagree.

Using the scale below, indicate your agreement with each item by indicating that response for each statement.

I am optimistic about my future.

	Male		Female		Unknown		Total Freq.	Pct.
	Freq.	Pct.	Freq.	Pct.	Freq.	Pct.		
1 Strongly disagree	9	5	15	3	0	0	26	3.3
2 Disagree	8	4	23	4	0	0	34	4.3
3 Slightly disagree	13	7	28	5	0	0	44	5.6
4 Neither agree nor disagree	8	4	42	7	0	0	51	6.5
5 Slightly agree	36	20	91	16	0	0	131	16.6
6 Agree	56	31	196	34	1	33	259	32.8
7 Strongly agree	50	28	188	32	2	67	245	31.0
Valid responses =	180	23	583	74	3	0	790	98.8

Invalid responses include no response.

### 41H) Below are 8 statements with which you may agree or disagree.

Using the scale below, indicate your agreement with each item by indicating that response for each statement.

People respect me.

	Male		Female		Unknown		Total Freq.	Pct.
	Freq.	Pct.	Freq.	Pct.	Freq.	Pct.		
1 Strongly disagree	4	2	6	1	0	0	11	1.4
2 Disagree	6	3	10	2	0	0	19	2.4
3 Slightly disagree	8	4	22	4	0	0	32	4.0
4 Neither agree nor disagree	21	12	64	11	0	0	87	11.0
5 Slightly agree	33	18	102	18	0	0	138	17.4
6 Agree	72	40	228	39	2	67	311	39.3
7 Strongly agree	37	20	151	26	1	33	193	24.4
Valid responses =	181	23	583	74	3	0	791	98.9

Invalid responses include no response.

### 42A) Please indicate how much you agree with the following statements as they apply to you over the last month

If a particular situation has not occurred recently, answer according to how you think you would have felt.

I am able to adapt when changes occur.

	Male		Female		Unknown		Total Freq.	Pct.
	Freq.	Pct.	Freq.	Pct.	Freq.	Pct.		
0 Not at all true	3	2	4	1	0	0	7	0.9
1 Rarely true	7	4	16	3	0	0	23	2.9
2 Sometimes true	36	20	144	25	0	0	190	23.9
3 Often true	72	40	266	45	2	50	348	43.8
4 True nearly all the time	62	34	156	27	2	50	226	28.5
Valid responses =	180	23	586	74	4	1	794	99.3

Invalid responses include no response.

### 42B) Please indicate how much you agree with the following statements as they apply to you over the last month

If a particular situation has not occurred recently, answer according to how you think you would have felt.

I tend to bounce back after illness, injury, or other hardships.

	Male		Female		Unknown		Total Freq.	Pct.
	Freq.	Pct.	Freq.	Pct.	Freq.	Pct.		
0 Not at all true	3	2	9	2	0	0	13	1.6
1 Rarely true	7	4	20	3	0	0	29	3.7
2 Sometimes true	28	16	148	25	0	0	180	22.8
3 Often true	63	35	253	43	4	100	330	41.8
4 True nearly all the time	77	43	154	26	0	0	238	30.1
Valid responses =	178	23	584	74	4	1	790	98.8

Invalid responses include no response.

### 43) If in the future you were having a personal problem that was really bothering you, would you consider seeking help from a mental health professional?

	Male		Female		Unknown		Total Freq.	Pct.
	Freq.	Pct.	Freq.	Pct.	Freq.	Pct.		
1 No	69	38	109	19	1	25	184	23.4
2 Yes	111	62	470	81	3	75	603	76.6
Valid responses =	180	23	579	74	4	1	787	98.4

Invalid responses include no response.

### 44A) The next 6 questions ask about how you have been feeling during the past 30 days.

For each question, please select the response that best describes how often you had this feeling.

During the past 30 days, about how often did you feel nervous?

	Male		Female		Unknown		Total Freq.	Pct.
	Freq.	Pct.	Freq.	Pct.	Freq.	Pct.		
0 None of the time	22	12	41	7	1	25	65	8.2
1 A little of the time	56	31	109	19	1	25	172	21.7
2 Some of the time	69	38	215	37	0	0	291	36.6
3 Most of the time	22	12	137	23	1	25	166	20.9
4 All of the time	11	6	84	14	1	25	100	12.6
Valid responses =	180	23	586	74	4	1	794	99.3

Invalid responses include no response.





# AMERICAN COLLEGE HEALTH ASSOCIATION

American College Health Association-National College Health Assessment (ACHA-NCHA III)

Institutional Data Report - Spring 2020

FLORIDA ATLANTIC UNIVERSITY

American College Health Association  
8455 Colesville Road, Suite 740  
Silver Spring, MD 20910  
(410) 859-1500  
[www.acha.org](http://www.acha.org)

April 10, 2020

FREQUENCY REPORT

Number of Surveys (n) = 800 Web Surveys

**44B) The next 6 questions ask about how you have been feeling during the past 30 days. For each question, please select the response that best describes how often you had this feeling. During the past 30 days, about how often did you feel hopeless?**

	Male		Female		Unknown		Total Freq.	Pct.	
	Freq.	Pct.	Freq.	Pct.	Freq.	Pct.			
0 None of the time	71	39	202	35	3	100	282	35.7	
1 A little of the time	48	27	166	29	0	0	220	27.8	
2 Some of the time	41	23	136	23	0	0	181	22.9	
3 Most of the time	14	8	59	10	0	0	80	10.1	
4 All of the time	7	4	20	3	0	0	28	3.5	
Valid responses =	181	23	583	74	3	0	791	98.9	

Invalid responses include no response.

**44C) The next 6 questions ask about how you have been feeling during the past 30 days. For each question, please select the response that best describes how often you had this feeling. During the past 30 days, about how often did you feel restless or fidgety?**

	Male		Female		Unknown		Total Freq.	Pct.	
	Freq.	Pct.	Freq.	Pct.	Freq.	Pct.			
0 None of the time	55	30	117	20	2	50	176	22.3	
1 A little of the time	49	27	154	27	0	0	207	26.2	
2 Some of the time	47	26	152	26	1	25	208	26.3	
3 Most of the time	22	12	104	18	1	25	136	17.2	
4 All of the time	8	4	55	10	0	0	64	8.1	
Valid responses =	181	23	582	74	4	1	791	98.9	

Invalid responses include no response.

**44D) The next 6 questions ask about how you have been feeling during the past 30 days. For each question, please select the response that best describes how often you had this feeling. During the past 30 days, about how often did you feel so sad nothing could cheer you up?**

	Male		Female		Unknown		Total Freq.	Pct.	
	Freq.	Pct.	Freq.	Pct.	Freq.	Pct.			
0 None of the time	95	53	235	40	3	75	339	42.8	
1 A little of the time	40	22	165	28	1	25	213	26.9	
2 Some of the time	27	15	129	22	0	0	163	20.6	
3 Most of the time	12	7	38	7	0	0	53	6.7	
4 All of the time	6	3	17	3	0	0	24	3.0	
Valid responses =	180	23	584	74	4	1	792	99.0	

Invalid responses include no response.

**44E) The next 6 questions ask about how you have been feeling during the past 30 days. For each question, please select the response that best describes how often you had this feeling. During the past 30 days, about how often did you feel that everything was an effort?**

	Male		Female		Unknown		Total Freq.	Pct.	
	Freq.	Pct.	Freq.	Pct.	Freq.	Pct.			
0 None of the time	50	28	138	24	3	100	195	24.7	
1 A little of the time	54	30	153	26	0	0	211	26.7	
2 Some of the time	33	18	144	25	0	0	182	23.0	
3 Most of the time	29	16	89	15	0	0	123	15.5	
4 All of the time	15	8	59	10	0	0	80	10.1	
Valid responses =	181	23	583	74	3	0	791	98.9	

Invalid responses include no response.

**44F) The next 6 questions ask about how you have been feeling during the past 30 days. For each question, please select the response that best describes how often you had this feeling. During the past 30 days, about how often did you feel worthless?**

	Male		Female		Unknown		Total Freq.	Pct.	
	Freq.	Pct.	Freq.	Pct.	Freq.	Pct.			
0 None of the time	99	55	320	55	3	100	432	54.4	
1 A little of the time	40	22	119	20	0	0	164	20.7	
2 Some of the time	23	13	90	15	0	0	119	15.0	
3 Most of the time	11	6	32	6	0	0	46	5.8	
4 All of the time	8	4	25	4	0	0	33	4.2	
Valid responses =	181	23	586	74	3	0	794	99.3	

Invalid responses include no response.

**45A) Indicate how often each of the statements below is descriptive of you. How often do you feel that you lack companionship?**

	Male		Female		Unknown		Total Freq.	Pct.	
	Freq.	Pct.	Freq.	Pct.	Freq.	Pct.			
1 Hardly ever	51	28	211	36	3	75	270	34.1	
2 Some of the time	81	45	260	45	1	25	352	44.5	
3 Often	48	27	112	19	0	0	169	21.4	
Valid responses =	180	23	583	74	4	1	791	98.9	

Invalid responses include no response.



# AMERICAN COLLEGE HEALTH ASSOCIATION

American College Health Association-National College Health Assessment (ACHA-NCHA III)

Institutional Data Report - Spring 2020

FLORIDA ATLANTIC UNIVERSITY

American College Health Association  
8455 Colesville Road, Suite 740  
Silver Spring, MD 20910  
(410) 859-1500

April 10, 2020  
FREQUENCY REPORT  
Number of Surveys (n) =

800 Web Surveys

[www.acha.org](http://www.acha.org)

## 45B) Indicate how often each of the statements below is descriptive of you. How often do you feel left out?

	Male		Female		Unknown		Total Freq.	Pct.	
	Freq.	Pct.	Freq.	Pct.	Freq.	Pct.			
1 Hardly ever	64	36	199	34	2	50	271	34.3	
2 Some of the time	80	44	273	47	2	50	366	46.3	
3 Often	36	20	110	19	0	0	153	19.4	
Valid responses =	180	23	582	74	4	1	790	98.8	

Invalid responses include no response.

## 45C) Indicate how often each of the statements below is descriptive of you. How often do you feel isolated from others?

	Male		Female		Unknown		Total Freq.	Pct.	
	Freq.	Pct.	Freq.	Pct.	Freq.	Pct.			
1 Hardly ever	72	40	213	37	2	50	291	36.7	
2 Some of the time	59	33	241	41	2	50	314	39.6	
3 Often	49	27	130	22	0	0	187	23.6	
Valid responses =	180	23	584	74	4	1	792	99.0	

Invalid responses include no response.

## 46) Within the last 12 months, how often have you intentionally cut, burned, bruised, or otherwise injured yourself?

	Male		Female		Unknown		Total Freq.	Pct.	
	Freq.	Pct.	Freq.	Pct.	Freq.	Pct.			
1 Never	167	93	516	89	2	50	706	89.7	
2 Once or twice	11	6	53	9	2	50	69	8.8	
3 Monthly	0	0	10	2	0	0	10	1.3	
4 Weekly	1	1	1	0	0	0	2	0.3	
5 Daily or almost daily	0	0	0	0	0	0	0	0.0	
Valid responses =	179	23	580	74	4	1	787	98.4	

Invalid responses include no response.

## 47A1) Within the last 12 months, have you had problems or challenges with any the following?

### Academics

	Male		Female		Unknown		Total Freq.	Pct.	
	Freq.	Pct.	Freq.	Pct.	Freq.	Pct.			
1 No	97	54	297	51	2	67	404	50.9	
2 Yes	83	46	289	49	1	33	389	49.1	
Valid responses =	180	23	586	74	3	0	793	99.1	

Invalid responses include no response.

## 47A2) Within the last 12 months, have you had problems or challenges with any the following?

### Career

	Male		Female		Unknown		Total Freq.	Pct.	
	Freq.	Pct.	Freq.	Pct.	Freq.	Pct.			
1 No	119	66	371	64	2	67	504	63.7	
2 Yes	61	34	213	37	1	33	287	36.3	
Valid responses =	180	23	584	74	3	0	791	98.9	

Invalid responses include no response.

## 47A3) Within the last 12 months, have you had problems or challenges with any the following?

### Finances

	Male		Female		Unknown		Total Freq.	Pct.	
	Freq.	Pct.	Freq.	Pct.	Freq.	Pct.			
1 No	100	55	262	45	1	33	374	47.3	
2 Yes	81	45	321	55	2	67	417	52.7	
Valid responses =	181	23	583	74	3	0	791	98.9	

Invalid responses include no response.

## 47A4) Within the last 12 months, have you had problems or challenges with any the following?

### Procrastination

	Male		Female		Unknown		Total Freq.	Pct.	
	Freq.	Pct.	Freq.	Pct.	Freq.	Pct.			
1 No	52	29	142	24	1	25	200	25.3	
2 Yes	128	71	442	76	3	75	592	74.7	
Valid responses =	180	23	584	74	4	1	792	99.0	

Invalid responses include no response.

## 47A5) Within the last 12 months, have you had problems or challenges with any the following?

### Faculty

	Male		Female		Unknown		Total Freq.	Pct.	
	Freq.	Pct.	Freq.	Pct.	Freq.	Pct.			
1 No	163	91	508	87	4	100	693	87.8	
2 Yes	17	9	73	13	0	0	96	12.2	
Valid responses =	180	23	581	74	4	1	789	98.6	

Invalid responses include no response.



# AMERICAN COLLEGE HEALTH ASSOCIATION

American College Health Association-National College Health Assessment (ACHA-NCHA III)

Institutional Data Report - Spring 2020

FLORIDA ATLANTIC UNIVERSITY

American College Health Association  
8455 Colesville Road, Suite 740  
Silver Spring, MD 20910  
(410) 859-1500

April 10, 2020  
FREQUENCY REPORT  
Number of Surveys (n) =

800 Web Surveys

[www.acha.org](http://www.acha.org)

## 47A6) Within the last 12 months, have you had problems or challenges with any the following?

### Family

	Male		Female		Unknown		Total Freq.	Pct.	
	Freq.	Pct.	Freq.	Pct.	Freq.	Pct.			
1 No	118	66	303	52	2	67	433	54.8	
2 Yes	62	34	280	48	1	33	357	45.2	
Valid responses =	180	23	583	74	3	0	790	98.8	

Invalid responses include no response.

## 47A7) Within the last 12 months, have you had problems or challenges with any the following?

### Intimate relationships

	Male		Female		Unknown		Total Freq.	Pct.	
	Freq.	Pct.	Freq.	Pct.	Freq.	Pct.			
1 No	115	64	340	58	1	33	470	59.4	
2 Yes	65	36	244	42	2	67	321	40.6	
Valid responses =	180	23	584	74	3	0	791	98.9	

Invalid responses include no response.

## 47A8) Within the last 12 months, have you had problems or challenges with any the following?

### Roommate/housemate

	Male		Female		Unknown		Total Freq.	Pct.	
	Freq.	Pct.	Freq.	Pct.	Freq.	Pct.			
1 No	153	86	434	74	4	100	609	77.1	
2 Yes	26	15	149	26	0	0	181	22.9	
Valid responses =	179	23	583	74	4	1	790	98.8	

Invalid responses include no response.

## 47A9) Within the last 12 months, have you had problems or challenges with any the following?

### Peers

	Male		Female		Unknown		Total Freq.	Pct.	
	Freq.	Pct.	Freq.	Pct.	Freq.	Pct.			
1 No	146	81	422	73	2	67	588	74.6	
2 Yes	34	19	159	27	1	33	200	25.4	
Valid responses =	180	23	581	74	3	0	788	98.5	

Invalid responses include no response.

## 47A10) Within the last 12 months, have you had problems or challenges with any the following?

### Personal appearance

	Male		Female		Unknown		Total Freq.	Pct.	
	Freq.	Pct.	Freq.	Pct.	Freq.	Pct.			
1 No	104	59	264	45	2	50	376	47.7	
2 Yes	73	41	319	55	2	50	412	52.3	
Valid responses =	177	22	583	74	4	1	788	98.5	

Invalid responses include no response.

## 47A11) Within the last 12 months, have you had problems or challenges with any the following?

### Health of someone close to me

	Male		Female		Unknown		Total Freq.	Pct.	
	Freq.	Pct.	Freq.	Pct.	Freq.	Pct.			
1 No	124	69	346	59	3	75	487	61.4	
2 Yes	56	31	239	41	1	25	306	38.6	
Valid responses =	180	23	585	74	4	1	793	99.1	

Invalid responses include no response.

## 47A12) Within the last 12 months, have you had problems or challenges with any the following?

### Death of a family member, friend, or someone close to me

	Male		Female		Unknown		Total Freq.	Pct.	
	Freq.	Pct.	Freq.	Pct.	Freq.	Pct.			
1 No	139	77	427	73	3	75	589	74.4	
2 Yes	42	23	156	27	1	25	203	25.6	
Valid responses =	181	23	583	74	4	1	792	99.0	

Invalid responses include no response.

## 47A13) Within the last 12 months, have you had problems or challenges with any the following?

### Bullying (for example: making threats, spreading rumors, physical or verbal attacks, or excluding someone from a group)

	Male		Female		Unknown		Total Freq.	Pct.	
	Freq.	Pct.	Freq.	Pct.	Freq.	Pct.			
1 No	173	96	541	93	4	100	742	93.7	
2 Yes	7	4	43	7	0	0	50	6.3	
Valid responses =	180	23	584	74	4	1	792	99.0	

Invalid responses include no response.



# AMERICAN COLLEGE HEALTH ASSOCIATION

American College Health Association-National College Health Assessment (ACHA-NCHA III)

Institutional Data Report - Spring 2020

FLORIDA ATLANTIC UNIVERSITY

American College Health Association  
8455 Colesville Road, Suite 740  
Silver Spring, MD 20910  
(410) 859-1500

April 10, 2020  
FREQUENCY REPORT  
Number of Surveys (n) =

800 Web Surveys

[www.acha.org](http://www.acha.org)

## 47A14) Within the last 12 months, have you had problems or challenges with any the following? Cyberbullying (use of technology to harass, threaten, embarrass, or target another person)

	Male		Female		Unknown		Total Freq.	Pct.
	Freq.	Pct.	Freq.	Pct.	Freq.	Pct.		
1 No	177	98	559	96	4	100	762	96.5
2 Yes	3	2	23	4	0	0	28	3.5
Valid responses =	180	23	582	74	4	1	790	98.8

Invalid responses include no response.

## 47A15) Within the last 12 months, have you had problems or challenges with any the following? Hazing (rituals, challenges, and other activities involving harassment, abuse, embarrassment, ridicule, or humiliation used as a way of initiating a person into a group)

	Male		Female		Unknown		Total Freq.	Pct.
	Freq.	Pct.	Freq.	Pct.	Freq.	Pct.		
1 No	179	100	580	100	4	100	787	99.6
2 Yes	0	0	3	1	0	0	3	0.4
Valid responses =	179	23	583	74	4	1	790	98.8

Invalid responses include no response.

## 47A16) Within the last 12 months, have you had problems or challenges with any the following? Microaggression (a subtle but offensive comment or action directed at a minority or other non-dominant group, whether intentional or unintentional, that reinforces a stereotype)

	Male		Female		Unknown		Total Freq.	Pct.
	Freq.	Pct.	Freq.	Pct.	Freq.	Pct.		
1 No	165	93	472	81	3	75	656	83.0
2 Yes	13	7	112	19	1	25	134	17.0
Valid responses =	178	23	584	74	4	1	790	98.8

Invalid responses include no response.

## 47A17) Within the last 12 months, have you had problems or challenges with any the following? Sexual Harassment (unwelcomed sexual advances, requests for sexual favors, and other verbal or physical conduct of a sexual nature)

	Male		Female		Unknown		Total Freq.	Pct.
	Freq.	Pct.	Freq.	Pct.	Freq.	Pct.		
1 No	178	99	514	88	3	75	714	90.2
2 Yes	2	1	70	12	1	25	78	9.8
Valid responses =	180	23	584	74	4	1	792	99.0

Invalid responses include no response.

## 47A18) Within the last 12 months, have you had problems or challenges with any the following? Discrimination (the unjust or prejudicial treatment of a person based on the group, class, or category to which the person is perceived to belong)

	Male		Female		Unknown		Total Freq.	Pct.
	Freq.	Pct.	Freq.	Pct.	Freq.	Pct.		
1 No	164	91	507	87	3	75	692	87.4
2 Yes	16	9	77	13	1	25	100	12.6
Valid responses =	180	23	584	74	4	1	792	99.0

Invalid responses include no response.

## 47B1) Within the last 12 months, to what extent did the following issue(s) cause you distress? (only includes students that had problems or challenges with this issue within the last 12 months) Academics

	Male		Female		Unknown		Total Freq.	Pct.
	Freq.	Pct.	Freq.	Pct.	Freq.	Pct.		
1 No Distress	1	1	4	1	0	0	5	1.3
2 Minimal Distress	12	15	36	13	0	0	50	12.9
3 Moderate Distress	33	40	106	37	0	0	146	37.5
4 High Distress	37	45	143	50	1	100	188	48.3
Valid responses =	83	21	289	74	1	0	389	48.6

Invalid responses include no response.

## 47B2) Within the last 12 months, to what extent did the following issue(s) cause you distress? (only includes students that had problems or challenges with this issue within the last 12 months) Career

	Male		Female		Unknown		Total Freq.	Pct.
	Freq.	Pct.	Freq.	Pct.	Freq.	Pct.		
1 No Distress	1	2	5	2	0	0	7	2.4
2 Minimal Distress	16	26	44	21	0	0	62	21.7
3 Moderate Distress	31	51	88	42	1	100	123	43.0
4 High Distress	13	21	75	35	0	0	94	32.9
Valid responses =	61	21	212	74	1	0	286	35.8

Invalid responses include no response.



# AMERICAN COLLEGE HEALTH ASSOCIATION

American College Health Association-National College Health Assessment (ACHA-NCHA III)

Institutional Data Report - Spring 2020

FLORIDA ATLANTIC UNIVERSITY

American College Health Association  
8455 Colesville Road, Suite 740  
Silver Spring, MD 20910  
(410) 859-1500  
[www.acha.org](http://www.acha.org)

April 10, 2020

FREQUENCY REPORT

Number of Surveys (n) = 800 Web Surveys

### 47B3) Within the last 12 months, to what extent did the following issue(s) cause you distress?

(only includes students that had problems or challenges with this issue within the last 12 months)

#### Finances

	Male		Female		Unknown		Total Freq.	Pct.
	Freq.	Pct.	Freq.	Pct.	Freq.	Pct.		
1 No Distress	2	3	5	2	1	50	8	1.9
2 Minimal Distress	24	30	71	23	0	0	96	23.4
3 Moderate Distress	31	38	128	41	0	0	165	40.1
4 High Distress	24	30	111	35	1	50	142	34.5
Valid responses =	81	20	315	77	2	0	411	51.4

Invalid responses include no response.

### 47B4) Within the last 12 months, to what extent did the following issue(s) cause you distress?

(only includes students that had problems or challenges with this issue within the last 12 months)

#### Procrastination

	Male		Female		Unknown		Total Freq.	Pct.
	Freq.	Pct.	Freq.	Pct.	Freq.	Pct.		
1 No Distress	7	6	9	2	0	0	17	2.9
2 Minimal Distress	41	33	134	31	0	0	179	30.6
3 Moderate Distress	48	38	187	43	1	50	246	42.1
4 High Distress	30	24	108	25	1	50	143	24.4
Valid responses =	126	22	438	75	2	0	585	73.1

Invalid responses include no response.

### 47B5) Within the last 12 months, to what extent did the following issue(s) cause you distress?

(only includes students that had problems or challenges with this issue within the last 12 months)

#### Faculty

	Male		Female		Unknown		Total Freq.	Pct.
	Freq.	Pct.	Freq.	Pct.	Freq.	Pct.		
1 No Distress	1	6	4	6	0	0	6	6.3
2 Minimal Distress	9	53	30	41	0	0	40	41.7
3 Moderate Distress	3	18	25	34	0	0	30	31.3
4 High Distress	4	24	14	19	0	0	20	20.8
Valid responses =	17	18	73	76	0	0	96	12.0

Invalid responses include no response.

### 47B6) Within the last 12 months, to what extent did the following issue(s) cause you distress?

(only includes students that had problems or challenges with this issue within the last 12 months)

#### Family

	Male		Female		Unknown		Total Freq.	Pct.
	Freq.	Pct.	Freq.	Pct.	Freq.	Pct.		
1 No Distress	4	7	7	3	0	0	11	3.1
2 Minimal Distress	16	26	60	22	1	100	82	23.0
3 Moderate Distress	30	48	125	45	0	0	161	45.2
4 High Distress	12	19	87	31	0	0	102	28.7
Valid responses =	62	17	279	78	1	0	356	44.5

Invalid responses include no response.

### 47B7) Within the last 12 months, to what extent did the following issue(s) cause you distress?

(only includes students that had problems or challenges with this issue within the last 12 months)

#### Intimate relationships

	Male		Female		Unknown		Total Freq.	Pct.
	Freq.	Pct.	Freq.	Pct.	Freq.	Pct.		
1 No Distress	7	11	6	3	0	0	13	4.1
2 Minimal Distress	20	31	80	33	1	50	104	32.5
3 Moderate Distress	27	42	85	35	1	50	117	36.6
4 High Distress	10	16	73	30	0	0	86	26.9
Valid responses =	64	20	244	76	2	1	320	40.0

Invalid responses include no response.

### 47B8) Within the last 12 months, to what extent did the following issue(s) cause you distress?

(only includes students that had problems or challenges with this issue within the last 12 months)

#### Roommate/housemate

	Male		Female		Unknown		Total Freq.	Pct.
	Freq.	Pct.	Freq.	Pct.	Freq.	Pct.		
1 No Distress	2	8	5	3	0	0	7	3.9
2 Minimal Distress	10	39	52	35	0	0	66	36.9
3 Moderate Distress	10	39	52	35	0	0	63	35.2
4 High Distress	4	15	39	26	0	0	43	24.0
Valid responses =	26	15	148	83	0	0	179	22.4

Invalid responses include no response.



# AMERICAN COLLEGE HEALTH ASSOCIATION

American College Health Association-National College Health Assessment (ACHA-NCHA III)

Institutional Data Report - Spring 2020

FLORIDA ATLANTIC UNIVERSITY

American College Health Association  
8455 Colesville Road, Suite 740  
Silver Spring, MD 20910  
(410) 859-1500  
[www.acha.org](http://www.acha.org)

April 10, 2020

FREQUENCY REPORT

Number of Surveys (n) = 800 Web Surveys

## 47B9) Within the last 12 months, to what extent did the following issue(s) cause you distress?

(only includes students that had problems or challenges with this issue within the last 12 months)

### Peers

	Male		Female		Unknown		Total Freq.	Pct.
	Freq.	Pct.	Freq.	Pct.	Freq.	Pct.		
1 No Distress	5	15	11	7	0	0	16	8.0
2 Minimal Distress	15	44	83	53	1	100	101	50.8
3 Moderate Distress	11	32	49	31	0	0	62	31.2
4 High Distress	3	9	15	10	0	0	20	10.1
Valid responses =	34	17	158	79	1	1	199	24.9

Invalid responses include no response.

## 47B10) Within the last 12 months, to what extent did the following issue(s) cause you distress?

(only includes students that had problems or challenges with this issue within the last 12 months)

### Personal appearance

	Male		Female		Unknown		Total Freq.	Pct.
	Freq.	Pct.	Freq.	Pct.	Freq.	Pct.		
1 No Distress	5	7	2	1	0	0	7	1.7
2 Minimal Distress	31	43	99	31	0	0	136	33.3
3 Moderate Distress	23	32	140	44	0	0	170	41.6
4 High Distress	14	19	76	24	1	100	96	23.5
Valid responses =	73	18	317	78	1	0	409	51.1

Invalid responses include no response.

## 47B11) Within the last 12 months, to what extent did the following issue(s) cause you distress?

(only includes students that had problems or challenges with this issue within the last 12 months)

### Health of someone close to me

	Male		Female		Unknown		Total Freq.	Pct.
	Freq.	Pct.	Freq.	Pct.	Freq.	Pct.		
1 No Distress	1	2	7	3	0	0	8	2.6
2 Minimal Distress	16	29	60	25	0	0	78	25.6
3 Moderate Distress	26	46	102	43	0	0	133	43.6
4 High Distress	13	23	69	29	1	100	86	28.2
Valid responses =	56	18	238	78	1	0	305	38.1

Invalid responses include no response.

## 47B12) Within the last 12 months, to what extent did the following issue(s) cause you distress?

(only includes students that had problems or challenges with this issue within the last 12 months)

### Death of a family member, friend, or someone close to me

	Male		Female		Unknown		Total Freq.	Pct.
	Freq.	Pct.	Freq.	Pct.	Freq.	Pct.		
1 No Distress	1	2	4	3	0	0	6	3.0
2 Minimal Distress	12	29	32	21	0	0	44	21.8
3 Moderate Distress	13	32	57	37	0	0	72	35.6
4 High Distress	15	37	63	40	1	100	80	39.6
Valid responses =	41	20	156	77	1	0	202	25.3

Invalid responses include no response.

## 47B13) Within the last 12 months, to what extent did the following issue(s) cause you distress?

(only includes students that had problems or challenges with this issue within the last 12 months)

### Bullying (for example: making threats, spreading rumors, physical or verbal attacks, or excluding someone from a group)

	Male		Female		Unknown		Total Freq.	Pct.
	Freq.	Pct.	Freq.	Pct.	Freq.	Pct.		
1 No Distress	2	33	3	7	0	0	5	10.2
2 Minimal Distress	1	17	12	28	0	0	13	26.5
3 Moderate Distress	2	33	22	51	0	0	24	49.0
4 High Distress	1	17	6	14	0	0	7	14.3
Valid responses =	6	12	43	88	0	0	49	6.1

Invalid responses include no response.

## 47B14) Within the last 12 months, to what extent did the following issue(s) cause you distress?

(only includes students that had problems or challenges with this issue within the last 12 months)

### Cyberbullying (use of technology to harass, threaten, embarrass, or target another person)

	Male		Female		Unknown		Total Freq.	Pct.
	Freq.	Pct.	Freq.	Pct.	Freq.	Pct.		
1 No Distress	2	67	1	4	0	0	3	10.7
2 Minimal Distress	1	33	8	35	0	0	10	35.7
3 Moderate Distress	0	0	10	44	0	0	10	35.7
4 High Distress	0	0	4	17	0	0	5	17.9
Valid responses =	3	11	23	82	0	0	28	3.5

Invalid responses include no response.



# AMERICAN COLLEGE HEALTH ASSOCIATION

American College Health Association-National College Health Assessment (ACHA-NCHA III)

Institutional Data Report - Spring 2020

FLORIDA ATLANTIC UNIVERSITY

American College Health Association  
8455 Colesville Road, Suite 740  
Silver Spring, MD 20910  
(410) 859-1500  
[www.acha.org](http://www.acha.org)

April 10, 2020

FREQUENCY REPORT

Number of Surveys (n) = 800 Web Surveys

### 47B15) Within the last 12 months, to what extent did the following issue(s) cause you distress?

(only includes students that had problems or challenges with this issue within the last 12 months)

Hazing (rituals, challenges, and other activities involving harassment, abuse, embarrassment, ridicule, or humiliation used as a way of initiating a person into a group)

	Male		Female		Unknown		Total		Pct.
	Freq.	Pct.	Freq.	Pct.	Freq.	Pct.	Freq.	Pct.	
1 No Distress	0	0	0	0	0	0	0	0	0.0
2 Minimal Distress	0	0	1	33	0	0	1	33.3	
3 Moderate Distress	0	0	1	33	0	0	1	33.3	
4 High Distress	0	0	1	33	0	0	1	33.3	
Valid responses =	0	0	3	100	0	0	3	0.4	

Invalid responses include no response.

### 47B16) Within the last 12 months, to what extent did the following issue(s) cause you distress?

(only includes students that had problems or challenges with this issue within the last 12 months)

Microaggression (a subtle but offensive comment or action directed at a minority or other non-dominant group, whether intentional or unintentional, that reinforces a stereotype)

	Male		Female		Unknown		Total		Pct.
	Freq.	Pct.	Freq.	Pct.	Freq.	Pct.	Freq.	Pct.	
1 No Distress	2	17	7	6	0	0	9	6.9	
2 Minimal Distress	9	75	54	49	0	0	66	50.4	
3 Moderate Distress	1	8	36	32	0	0	40	30.5	
4 High Distress	0	0	14	13	0	0	16	12.2	
Valid responses =	12	9	111	85	0	0	131	16.4	

Invalid responses include no response.

### 47B17) Within the last 12 months, to what extent did the following issue(s) cause you distress?

(only includes students that had problems or challenges with this issue within the last 12 months)

Sexual Harassment (unwelcomed sexual advances, requests for sexual favors, and other verbal or physical conduct of a sexual nature)

	Male		Female		Unknown		Total		Pct.
	Freq.	Pct.	Freq.	Pct.	Freq.	Pct.	Freq.	Pct.	
1 No Distress	1	50	5	7	0	0	6	7.9	
2 Minimal Distress	1	50	30	44	0	0	31	40.8	
3 Moderate Distress	0	0	23	33	0	0	25	32.9	
4 High Distress	0	0	11	16	0	0	14	18.4	
Valid responses =	2	3	69	91	0	0	76	9.5	

Invalid responses include no response.

### 47B18) Within the last 12 months, to what extent did the following issue(s) cause you distress?

(only includes students that had problems or challenges with this issue within the last 12 months)

Discrimination (the unjust or prejudicial treatment of a person based on the group, class, or category to which the person is perceived to belong)

	Male		Female		Unknown		Total		Pct.
	Freq.	Pct.	Freq.	Pct.	Freq.	Pct.	Freq.	Pct.	
1 No Distress	1	6	5	7	0	0	6	6.1	
2 Minimal Distress	9	56	29	38	0	0	40	40.8	
3 Moderate Distress	3	19	26	34	0	0	32	32.7	
4 High Distress	3	19	16	21	0	0	20	20.4	
Valid responses =	16	16	76	78	0	0	98	12.3	

Invalid responses include no response.

### 47C2) Within the last 12 months, to what extent did the following issue(s) negatively affect your academic performance?

(only includes students that had problems or challenges with this issue within the last 12 months)

Career

	Male		Female		Unknown		Total		Pct.
	Freq.	Pct.	Freq.	Pct.	Freq.	Pct.	Freq.	Pct.	
1 Did not affect academic performance	37	61	108	51	0	0	151	52.8	
2 Negatively impacted performance in a class	16	26	70	33	1	100	91	31.8	
3 Delayed progress towards degree	8	13	34	16	0	0	44	15.4	
Valid responses =	61	21	212	74	1	0	286	35.8	

Invalid responses include no response.

### 47C3) Within the last 12 months, to what extent did the following issue(s) negatively affect your academic performance?

(only includes students that had problems or challenges with this issue within the last 12 months)

Finances

	Male		Female		Unknown		Total		Pct.
	Freq.	Pct.	Freq.	Pct.	Freq.	Pct.	Freq.	Pct.	
1 Did not affect academic performance	51	63	200	63	2	100	260	62.5	
2 Negatively impacted performance in a class	20	25	74	23	0	0	97	23.3	
3 Delayed progress towards degree	10	12	46	14	0	0	59	14.2	
Valid responses =	81	19	320	77	2	0	416	52.0	

Invalid responses include no response.



# AMERICAN COLLEGE HEALTH ASSOCIATION

American College Health Association-National College Health Assessment (ACHA-NCHA III)

Institutional Data Report - Spring 2020

FLORIDA ATLANTIC UNIVERSITY

American College Health Association  
8455 Colesville Road, Suite 740  
Silver Spring, MD 20910  
(410) 859-1500  
[www.acha.org](http://www.acha.org)

April 10, 2020

FREQUENCY REPORT

Number of Surveys (n) = 800 Web Surveys

#### 47C4) Within the last 12 months, to what extent did the following issue(s) negatively affect your academic performance?

(only includes students that had problems or challenges with this issue within the last 12 months)

##### Procrastination

	Male		Female		Unknown		Total Freq.	Pct.
	Freq.	Pct.	Freq.	Pct.	Freq.	Pct.		
1 Did not affect academic performance	42	33	177	40	1	50	229	38.8
2 Negatively impacted performance in a class	70	55	220	50	1	50	299	50.7
3 Delayed progress towards degree	15	12	45	10	0	0	62	10.5
Valid responses =	127	22	442	75	2	0	590	73.8

Invalid responses include no response.

#### 47C5) Within the last 12 months, to what extent did the following issue(s) negatively affect your academic performance?

(only includes students that had problems or challenges with this issue within the last 12 months)

##### Faculty

	Male		Female		Unknown		Total Freq.	Pct.
	Freq.	Pct.	Freq.	Pct.	Freq.	Pct.		
1 Did not affect academic performance	8	47	31	43	0	0	41	42.7
2 Negatively impacted performance in a class	7	41	26	36	0	0	36	37.5
3 Delayed progress towards degree	2	12	16	22	0	0	19	19.8
Valid responses =	17	18	73	76	0	0	96	12.0

Invalid responses include no response.

#### 47C6) Within the last 12 months, to what extent did the following issue(s) negatively affect your academic performance?

(only includes students that had problems or challenges with this issue within the last 12 months)

##### Family

	Male		Female		Unknown		Total Freq.	Pct.
	Freq.	Pct.	Freq.	Pct.	Freq.	Pct.		
1 Did not affect academic performance	49	79	207	74	1	100	266	74.7
2 Negatively impacted performance in a class	11	18	57	20	0	0	72	20.2
3 Delayed progress towards degree	2	3	15	5	0	0	18	5.1
Valid responses =	62	17	279	78	1	0	356	44.5

Invalid responses include no response.

#### 47C7) Within the last 12 months, to what extent did the following issue(s) negatively affect your academic performance?

(only includes students that had problems or challenges with this issue within the last 12 months)

##### Intimate relationships

	Male		Female		Unknown		Total Freq.	Pct.
	Freq.	Pct.	Freq.	Pct.	Freq.	Pct.		
1 Did not affect academic performance	51	80	181	75	2	100	241	75.8
2 Negatively impacted performance in a class	11	17	49	20	0	0	63	19.8
3 Delayed progress towards degree	2	3	12	5	0	0	14	4.4
Valid responses =	64	20	242	76	2	1	318	39.8

Invalid responses include no response.

#### 47C8) Within the last 12 months, to what extent did the following issue(s) negatively affect your academic performance?

(only includes students that had problems or challenges with this issue within the last 12 months)

##### Roommate/housemate

	Male		Female		Unknown		Total Freq.	Pct.
	Freq.	Pct.	Freq.	Pct.	Freq.	Pct.		
1 Did not affect academic performance	20	77	118	80	0	0	142	78.9
2 Negatively impacted performance in a class	5	19	23	16	0	0	30	16.7
3 Delayed progress towards degree	1	4	7	5	0	0	8	4.4
Valid responses =	26	14	148	82	0	0	180	22.5

Invalid responses include no response.

#### 47C9) Within the last 12 months, to what extent did the following issue(s) negatively affect your academic performance?

(only includes students that had problems or challenges with this issue within the last 12 months)

##### Peers

	Male		Female		Unknown		Total Freq.	Pct.
	Freq.	Pct.	Freq.	Pct.	Freq.	Pct.		
1 Did not affect academic performance	31	91	130	83	1	100	167	84.3
2 Negatively impacted performance in a class	3	9	26	17	0	0	29	14.6
3 Delayed progress towards degree	0	0	1	1	0	0	2	1.0
Valid responses =	34	17	157	79	1	1	198	24.8

Invalid responses include no response.





# AMERICAN COLLEGE HEALTH ASSOCIATION

American College Health Association-National College Health Assessment (ACHA-NCHA III)

Institutional Data Report - Spring 2020

FLORIDA ATLANTIC UNIVERSITY

American College Health Association  
8455 Colesville Road, Suite 740  
Silver Spring, MD 20910  
(410) 859-1500  
[www.acha.org](http://www.acha.org)

April 10, 2020

FREQUENCY REPORT

Number of Surveys (n) = 800 Web Surveys

### 47C10) Within the last 12 months, to what extent did the following issue(s) negatively affect your academic performance?

(only includes students that had problems or challenges with this issue within the last 12 months)

#### Personal appearance

	Male		Female		Unknown		Total Freq.	Pct.
	Freq.	Pct.	Freq.	Pct.	Freq.	Pct.		
1 Did not affect academic performance	65	89	271	86	1	100	353	86.5
2 Negatively impacted performance in a class	8	11	40	13	0	0	48	11.8
3 Delayed progress towards degree	0	0	6	2	0	0	7	1.7
Valid responses =	73	18	317	78	1	0	408	51.0

Invalid responses include no response.

### 47C11) Within the last 12 months, to what extent did the following issue(s) negatively affect your academic performance?

(only includes students that had problems or challenges with this issue within the last 12 months)

#### Health of someone close to me

	Male		Female		Unknown		Total Freq.	Pct.
	Freq.	Pct.	Freq.	Pct.	Freq.	Pct.		
1 Did not affect academic performance	42	75	174	74	0	0	222	73.5
2 Negatively impacted performance in a class	10	18	51	22	0	0	62	20.5
3 Delayed progress towards degree	4	7	11	5	0	0	18	6.0
Valid responses =	56	19	236	78	0	0	302	37.8

Invalid responses include no response.

### 47C12) Within the last 12 months, to what extent did the following issue(s) negatively affect your academic performance?

(only includes students that had problems or challenges with this issue within the last 12 months)

#### Death of a family member, friend, or someone close to me

	Male		Female		Unknown		Total Freq.	Pct.
	Freq.	Pct.	Freq.	Pct.	Freq.	Pct.		
1 Did not affect academic performance	29	71	101	65	0	0	132	65.7
2 Negatively impacted performance in a class	9	22	42	27	0	0	52	25.9
3 Delayed progress towards degree	3	7	13	8	0	0	17	8.5
Valid responses =	41	20	156	78	0	0	201	25.1

Invalid responses include no response.

### 47C13) Within the last 12 months, to what extent did the following issue(s) negatively affect your academic performance?

(only includes students that had problems or challenges with this issue within the last 12 months)

#### Bullying (for example: making threats, spreading rumors, physical or verbal attacks, or excluding someone from a group)

	Male		Female		Unknown		Total Freq.	Pct.
	Freq.	Pct.	Freq.	Pct.	Freq.	Pct.		
1 Did not affect academic performance	6	86	30	70	0	0	36	72.0
2 Negatively impacted performance in a class	1	14	10	23	0	0	11	22.0
3 Delayed progress towards degree	0	0	3	7	0	0	3	6.0
Valid responses =	7	14	43	86	0	0	50	6.3

Invalid responses include no response.

### 47C14) Within the last 12 months, to what extent did the following issue(s) negatively affect your academic performance?

(only includes students that had problems or challenges with this issue within the last 12 months)

#### Cyberbullying (use of technology to harass, threaten, embarrass, or target another person)

	Male		Female		Unknown		Total Freq.	Pct.
	Freq.	Pct.	Freq.	Pct.	Freq.	Pct.		
1 Did not affect academic performance	3	100	18	78	0	0	22	78.6
2 Negatively impacted performance in a class	0	0	5	22	0	0	6	21.4
3 Delayed progress towards degree	0	0	0	0	0	0	0	0.0
Valid responses =	3	11	23	82	0	0	28	3.5

Invalid responses include no response.

### 47C15) Within the last 12 months, to what extent did the following issue(s) negatively affect your academic performance?

(only includes students that had problems or challenges with this issue within the last 12 months)

#### Hazing (rituals, challenges, and other activities involving harassment, abuse, embarrassment, ridicule, or humiliation used as a way of initiating a person into a group)

	Male		Female		Unknown		Total Freq.	Pct.
	Freq.	Pct.	Freq.	Pct.	Freq.	Pct.		
1 Did not affect academic performance	0	0	1	33	0	0	1	33.3
2 Negatively impacted performance in a class	0	0	2	67	0	0	2	66.7
3 Delayed progress towards degree	0	0	0	0	0	0	0	0.0
Valid responses =	0	0	3	100	0	0	3	0.4

Invalid responses include no response.



# AMERICAN COLLEGE HEALTH ASSOCIATION

American College Health Association-National College Health Assessment (ACHA-NCHA III)

Institutional Data Report - Spring 2020

FLORIDA ATLANTIC UNIVERSITY

American College Health Association  
8455 Colesville Road, Suite 740  
Silver Spring, MD 20910  
(410) 859-1500  
[www.acha.org](http://www.acha.org)

April 10, 2020

FREQUENCY REPORT

Number of Surveys (n) = 800 Web Surveys

### 47C16) Within the last 12 months, to what extent did the following issue(s) negatively affect your academic performance?

(only includes students that had problems or challenges with this issue within the last 12 months)

**Microaggression** (a subtle but offensive comment or action directed at a minority or other non-dominant group, whether intentional or unintentional, that reinforces a stereotype) **Discrimination** (the unjust or prejudicial treatment of a person based on the group, class, or category to which the person is perceived to belong.)

	Male		Female		Unknown		Total Freq.	Pct.
	Freq.	Pct.	Freq.	Pct.	Freq.	Pct.		
1 Did not affect academic performance	13	100	100	90	0	0	118	89.4
2 Negatively impacted performance in a class	0	0	9	8	0	0	11	8.3
3 Delayed progress towards degree	0	0	2	2	0	0	3	2.3
Valid responses =	13	10	111	84	0	0	132	16.5

Invalid responses include no response.

### 47C17) Within the last 12 months, to what extent did the following issue(s) negatively affect your academic performance?

(only includes students that had problems or challenges with this issue within the last 12 months)

**Sexual Harassment** (unwelcomed sexual advances, requests for sexual favors, and other verbal or physical conduct of a sexual nature)

	Male		Female		Unknown		Total Freq.	Pct.
	Freq.	Pct.	Freq.	Pct.	Freq.	Pct.		
1 Did not affect academic performance	2	100	56	81	0	0	61	80.3
2 Negatively impacted performance in a class	0	0	10	15	0	0	12	15.8
3 Delayed progress towards degree	0	0	3	4	0	0	3	3.9
Valid responses =	2	3	69	91	0	0	76	9.5

Invalid responses include no response.

### 47C18) Within the last 12 months, to what extent did the following issue(s) negatively affect your academic performance?

(only includes students that had problems or challenges with this issue within the last 12 months)

**Discrimination**

	Male		Female		Unknown		Total Freq.	Pct.
	Freq.	Pct.	Freq.	Pct.	Freq.	Pct.		
1 Did not affect academic performance	15	94	66	86	0	0	85	85.9
2 Negatively impacted performance in a class	1	6	10	13	0	0	12	12.1
3 Delayed progress towards degree	0	0	1	1	0	0	2	2.0
Valid responses =	16	16	77	78	0	0	99	12.4

Invalid responses include no response.

### 48) Within the last 30 days, how would you rate the overall level of stress you have experienced?

	Male		Female		Unknown		Total Freq.	Pct.
	Freq.	Pct.	Freq.	Pct.	Freq.	Pct.		
1 No stress	9	5	8	1	1	20	20	2.5
2 Low	52	29	94	16	0	0	150	18.9
3 Moderate	85	47	278	48	2	40	374	47.1
4 High	35	19	204	35	2	40	250	31.5
Valid responses =	181	23	584	74	5	1	794	99.3

Invalid responses include no response.

### 49) Have you ever thought about or attempted to kill yourself?

	Male		Female		Unknown		Total Freq.	Pct.
	Freq.	Pct.	Freq.	Pct.	Freq.	Pct.		
1 Never	100	56	297	51	3	75	407	51.5
2 Just a brief passing thought	50	28	147	25	0	0	203	25.7
3 Planned at least once, but did not try do it	17	10	71	12	0	0	91	11.5
4 Planned at least once, wanted to die	10	6	35	6	0	0	49	6.2
5 Attempted, but did not want to die	1	1	16	3	0	0	20	2.5
6 Attempted, really hoped to die	1	1	18	3	1	25	21	2.7
Valid responses =	179	23	584	74	4	1	791	98.9

Invalid responses include no response.

### 50) How often have you thought about killing yourself in the past year?

	Male		Female		Unknown		Total Freq.	Pct.
	Freq.	Pct.	Freq.	Pct.	Freq.	Pct.		
1 Never	124	69	381	65	3	75	518	65.3
2 Rarely (1 time)	27	15	96	16	1	25	129	16.3
3 Sometimes (2 times)	12	7	46	8	0	0	60	7.6
4 Often (3-4 times)	7	4	36	6	0	0	45	5.7
5 Very often (5 or more times)	11	6	25	4	0	0	41	5.2
Valid responses =	181	23	584	74	4	1	793	99.1

Invalid responses include no response.



# AMERICAN COLLEGE HEALTH ASSOCIATION

American College Health Association-National College Health Assessment (ACHA-NCHA III)

Institutional Data Report - Spring 2020

FLORIDA ATLANTIC UNIVERSITY

American College Health Association  
8455 Colesville Road, Suite 740  
Silver Spring, MD 20910  
(410) 859-1500  
[www.acha.org](http://www.acha.org)

April 10, 2020

FREQUENCY REPORT

Number of Surveys (n) = 800 Web Surveys

### 51) Have you ever told someone that you were going to commit suicide, or that you might do it?

	Male		Female		Unknown		Total	Pct.
	Freq.	Pct.	Freq.	Pct.	Freq.	Pct.		
1 No	155	86	444	76	4	100	618	78.0
2 Yes, one time, did not want to die	15	8	61	11	0	0	80	10.1
3 Yes, one time, wanted to die	3	2	40	7	0	0	47	5.9
4 Yes, more than once, did not want to do it	5	3	26	5	0	0	31	3.9
5 Yes, more than once, wanted to do it	3	2	12	2	0	0	16	2.0
Valid responses =	181	23	583	74	4	1	792	99.0

Invalid responses include no response.

### 52) How likely is it that you will attempt suicide someday?

	Male		Female		Unknown		Total	Pct.
	Freq.	Pct.	Freq.	Pct.	Freq.	Pct.		
0 Never	116	64	392	67	3	75	521	65.7
1 No chance at all	21	12	69	12	1	25	95	12.0
2 Rather unlikely	28	16	79	14	0	0	109	13.7
3 Unlikely	12	7	31	5	0	0	48	6.1
4 Likely	4	2	12	2	0	0	17	2.1
5 Rather likely	0	0	0	0	0	0	0	0.0
6 Very likely	0	0	1	0	0	0	3	0.4
Valid responses =	181	23	584	74	4	1	793	99.1

Invalid responses include no response.

### 53) Within the last 12 months, have you attempted suicide?

	Male		Female		Unknown		Total	Pct.
	Freq.	Pct.	Freq.	Pct.	Freq.	Pct.		
1 No	177	98	575	99	4	80	779	98.2
2 Yes	4	2	8	1	1	20	14	1.8
Valid responses =	181	23	583	74	5	1	793	99.1

Invalid responses include no response.

### 54A) Have you ever received psychological or mental health services?

	Male		Female		Unknown		Total	Pct.
	Freq.	Pct.	Freq.	Pct.	Freq.	Pct.		
1 No	112	62	266	45	3	60	388	48.6
2 Yes	69	38	322	55	2	40	410	51.4
Valid responses =	181	23	588	74	5	1	798	99.8

Invalid responses include no response.

### 54B) Within in the last 12 months, have you received psychological or mental health services?

	Male		Female		Unknown		Total	Pct.
	Freq.	Pct.	Freq.	Pct.	Freq.	Pct.		
1 No	148	83	396	68	3	75	560	70.5
2 Yes	31	17	191	33	1	25	234	29.5
Valid responses =	179	23	587	74	4	1	794	99.3

Invalid responses include no response.

### 54C1) Were the psychological or mental health services you received in the last 12 months provided by:

(only includes students that received psychological or mental health services within the last 12 months)

#### My current campus health and/or counseling center?

	Male		Female		Unknown		Total	Pct.
	Freq.	Pct.	Freq.	Pct.	Freq.	Pct.		
1 No	20	69	97	55	1	100	122	56.0
2 Yes	9	31	81	46	0	0	96	44.0
Valid responses =	29	13	178	82	1	0	218	27.3

Invalid responses include no response.

### 54C2) Were the psychological or mental health services you received in the last 12 months provided by:

(only includes students that received psychological or mental health services within the last 12 months)

#### A mental health provider in the local community near my campus?

	Male		Female		Unknown		Total	Pct.
	Freq.	Pct.	Freq.	Pct.	Freq.	Pct.		
1 No	22	76	136	76	0	0	164	75.2
2 Yes	7	24	42	24	1	100	54	24.8
Valid responses =	29	13	178	82	1	0	218	27.3

Invalid responses include no response.

### 54C3) Were the psychological or mental health services you received in the last 12 months provided by:

(only includes students that received psychological or mental health services within the last 12 months)

#### A mental health provider in my home town?

	Male		Female		Unknown		Total	Pct.
	Freq.	Pct.	Freq.	Pct.	Freq.	Pct.		
1 No	19	66	91	51	1	100	114	51.8
2 Yes	10	35	89	49	0	0	106	48.2
Valid responses =	29	13	180	82	1	0	220	27.5

Invalid responses include no response.



# AMERICAN COLLEGE HEALTH ASSOCIATION

American College Health Association-National College Health Assessment (ACHA-NCHA III)

Institutional Data Report - Spring 2020

FLORIDA ATLANTIC UNIVERSITY

American College Health Association  
8455 Colesville Road, Suite 740  
Silver Spring, MD 20910  
(410) 859-1500  
[www.acha.org](http://www.acha.org)

April 10, 2020

FREQUENCY REPORT

Number of Surveys (n) = 800 Web Surveys

### 54C4) Were the psychological or mental health services you received in the last 12 months provided by:

(only includes students that received psychological or mental health services within the last 12 months)

A mental health provider not described above

	Male		Female		Unknown		Total Freq.	Pct.
	Freq.	Pct.	Freq.	Pct.	Freq.	Pct.		
1 No	22	85	136	92	1	100	166	91.2
2 Yes	4	15	12	8	0	0	16	8.8
Valid responses =	26	14	148	81	1	1	182	22.8

Invalid responses include no response.

### 55A) Within the last 12 months, have you visited any medical provider (for example: a nurse practitioner, physician assistant, primary care doctor, or other type of medical doctor) for a check-up or any other medical reasons?

	Male		Female		Unknown		Total Freq.	Pct.
	Freq.	Pct.	Freq.	Pct.	Freq.	Pct.		
1 No	78	43	130	22	3	60	218	27.5
2 Yes	102	57	454	78	2	40	575	72.5
Valid responses =	180	23	584	74	5	1	793	99.1

Invalid responses include no response.

### 55B1) Were the medical services you received in the last 12 months provided by: (only includes students that visited any medical provider within the last 12 months) My current campus health center?

	Male		Female		Unknown		Total Freq.	Pct.
	Freq.	Pct.	Freq.	Pct.	Freq.	Pct.		
1 No	66	76	308	78	2	100	385	77.5
2 Yes	21	24	85	22	0	0	112	22.5
Valid responses =	87	18	393	79	2	0	497	62.1

Invalid responses include no response.

### 55B2) Were the medical services you received in the last 12 months provided by: (only includes students that visited any medical provider within the last 12 months) A medical service provider in the local community near my campus?

	Male		Female		Unknown		Total Freq.	Pct.
	Freq.	Pct.	Freq.	Pct.	Freq.	Pct.		
1 No	65	76	282	72	1	50	357	72.1
2 Yes	21	24	110	28	1	50	138	27.9
Valid responses =	86	17	392	79	2	0	495	61.9

Invalid responses include no response.

### 55B3) Were the medical services you received in the last 12 months provided by: (only includes students that visited any medical provider within the last 12 months) A medical service provider in my home town?

	Male		Female		Unknown		Total Freq.	Pct.
	Freq.	Pct.	Freq.	Pct.	Freq.	Pct.		
1 No	25	28	82	20	1	50	111	21.7
2 Yes	66	73	321	80	1	50	401	78.3
Valid responses =	91	18	403	79	2	0	512	64.0

Invalid responses include no response.

### 55B4) Were the medical services you received in the last 12 months provided by: (only includes students that visited any medical provider within the last 12 months) A medical service provider not described above?

	Male		Female		Unknown		Total Freq.	Pct.
	Freq.	Pct.	Freq.	Pct.	Freq.	Pct.		
1 No	68	91	312	95	1	100	391	94.7
2 Yes	7	9	15	5	0	0	22	5.3
Valid responses =	75	18	327	79	1	0	413	51.6

Invalid responses include no response.

### 56) Have you had a gynecologic visit or exam (for example: contraception, STI testing, pelvic exam, or pap test) with a healthcare provider (for example: OB-GYN, nurse practitioner, or physician's assistant)?

	Male		Female		Unknown		Total Freq.	Pct.
	Freq.	Pct.	Freq.	Pct.	Freq.	Pct.		
1 No	110	61	231	40	2	50	354	44.7
2 Yes	8	4	346	59	1	25	363	45.8
3 Don't know	2	1	3	1	0	0	6	0.8
4 Not applicable	60	33	4	1	1	25	69	8.7
Valid responses =	180	23	584	74	4	1	792	99.0

Invalid responses include no response.

### 57) Have you had a dental exam and cleaning in the last 12 months?

	Male		Female		Unknown		Total Freq.	Pct.
	Freq.	Pct.	Freq.	Pct.	Freq.	Pct.		
1 No	62	34	206	35	0	0	275	34.7
2 Yes	117	65	366	63	3	75	501	63.3
3 Don't know	2	1	11	2	1	25	16	2.0
Valid responses =	181	23	583	74	4	1	792	99.0

Invalid responses include no response.



# AMERICAN COLLEGE HEALTH ASSOCIATION

American College Health Association-National College Health Assessment (ACHA-NCHA III)

Institutional Data Report - Spring 2020

FLORIDA ATLANTIC UNIVERSITY

American College Health Association  
8455 Colesville Road, Suite 740  
Silver Spring, MD 20910  
(410) 859-1500  
[www.acha.org](http://www.acha.org)

April 10, 2020

FREQUENCY REPORT

Number of Surveys (n) = 800 Web Surveys

## 58) When you are outdoors in the sun, how often do you wear sunscreen?

	Male		Female		Unknown		Total	Pct.
	Freq.	Pct.	Freq.	Pct.	Freq.	Pct.	Freq.	
1 Never	63	35	103	18	0	0	173	21.8
2 Rarely	48	27	166	28	1	20	222	28.0
3 Sometimes	38	21	148	25	2	40	193	24.3
4 Usually	25	14	106	18	2	40	135	17.0
5 Always	7	4	61	10	0	0	71	8.9
Valid responses =	181	23	584	74	5	1	794	99.3

Invalid responses include no response.

## 59A) When you are outdoors in the sun, how often do you do the following to protect your skin from ultraviolet (UV) exposure?

### Wear a shirt with sleeves

	Male		Female		Unknown		Total	Pct.
	Freq.	Pct.	Freq.	Pct.	Freq.	Pct.	Freq.	
1 Never	32	18	101	17	2	67	137	17.4
2 Rarely	26	14	95	16	0	0	126	16.0
3 Sometimes	44	24	155	27	0	0	207	26.2
4 Usually	48	27	153	26	0	0	203	25.7
5 Always	30	17	78	13	1	33	116	14.7
Valid responses =	180	23	582	74	3	0	789	98.6

Invalid responses include no response.

## 59B) When you are outdoors in the sun, how often do you do the following to protect your skin from ultraviolet (UV) exposure?

### Wear sunglasses

	Male		Female		Unknown		Total	Pct.
	Freq.	Pct.	Freq.	Pct.	Freq.	Pct.	Freq.	
1 Never	46	25	80	14	0	0	132	16.8
2 Rarely	23	13	106	18	0	0	137	17.4
3 Sometimes	25	14	140	24	1	33	169	21.4
4 Usually	45	25	132	23	0	0	180	22.8
5 Always	42	23	122	21	2	67	170	21.6
Valid responses =	181	23	580	74	3	0	788	98.5

Invalid responses include no response.

## 59C) When you are outdoors in the sun, how often do you do the following to protect your skin from ultraviolet (UV) exposure?

### Stay in the shade

	Male		Female		Unknown		Total	Pct.
	Freq.	Pct.	Freq.	Pct.	Freq.	Pct.	Freq.	
1 Never	10	6	18	3	1	33	31	3.9
2 Rarely	16	9	60	10	0	0	77	9.8
3 Sometimes	58	32	209	36	1	33	275	34.9
4 Usually	77	43	216	37	0	0	302	38.4
5 Always	19	11	77	13	1	33	102	13.0
Valid responses =	180	23	580	74	3	0	787	98.4

Invalid responses include no response.

## 59D) When you are outdoors in the sun, how often do you do the following to protect your skin from ultraviolet (UV) exposure?

### Wear a hat

	Male		Female		Unknown		Total	Pct.
	Freq.	Pct.	Freq.	Pct.	Freq.	Pct.	Freq.	
1 Never	56	31	207	36	2	67	277	35.5
2 Rarely	38	21	134	23	0	0	177	22.7
3 Sometimes	37	21	160	28	0	0	200	25.6
4 Usually	34	19	48	8	0	0	84	10.8
5 Always	15	8	24	4	1	33	42	5.4
Valid responses =	180	23	573	73	3	0	780	97.5

Invalid responses include no response.



# AMERICAN COLLEGE HEALTH ASSOCIATION

American College Health Association-National College Health Assessment (ACHA-NCHA III)

Institutional Data Report - Spring 2020

FLORIDA ATLANTIC UNIVERSITY

American College Health Association  
8455 Colesville Road, Suite 740  
Silver Spring, MD 20910  
(410) 859-1500  
[www.acha.org](http://www.acha.org)

April 10, 2020

FREQUENCY REPORT

Number of Surveys (n) = 800 Web Surveys

## 60) In the last 12 months, how many times have you spent time outdoors with the intention of getting a tan?

	Male		Female		Unknown		Total Freq.	Pct.
	Freq.	Pct.	Freq.	Pct.	Freq.	Pct.		
0 0 times	117	66	291	51	0	0	425	54.9
1 1 time	5	3	23	4	0	0	28	3.6
2 2 times	12	7	30	5	1	33	43	5.6
3 3 times	6	3	26	5	0	0	34	4.4
4 4 times	1	1	14	3	0	0	15	1.9
5 5 times	6	3	34	6	0	0	41	5.3
6 6 to 10 times	12	7	63	11	0	0	79	10.2
7 11 to 15 times	6	3	11	2	0	0	17	2.2
8 16 to 20 times	5	3	22	4	0	0	27	3.5
9 21 to 49 times	5	3	32	6	2	67	39	5.0
10 50 or More times	3	2	23	4	0	0	26	3.4
Valid responses =	178	23	569	74	3	0	774	96.8

Invalid responses include no response.

	Mean	Median	Std Dev	Min	Max
Male	3.93	0.00	9.65	0	60
Female	7.71	0.00	19.16	0	200
Overall	6.70	0.00	17.2	0	200

## 61) The Human Papillomavirus (HPV) vaccine (for example: Gardasil, Silgard, or Cervarix) is recommended, but usually not required, and is given in a series of 2 or 3 shots based on your age. Which of the following best describes your vaccination status for HPV?

	Male		Female		Unknown		Total Freq.	Pct.
	Freq.	Pct.	Freq.	Pct.	Freq.	Pct.		
1 Have not received HPV vaccine	50	28	160	27	2	50	215	27.1
2 Have started, but not completed HPV vaccine	5	3	43	7	0	0	50	6.3
3 Completed HPV vaccine	57	32	269	46	1	25	341	43.1
4 I don't know my HPV vaccination status	69	38	111	19	1	25	186	23.5
Valid responses =	181	23	583	74	4	1	792	99.0

Invalid responses include no response.

## 62) Did you have a flu vaccine within the last 12 months?

	Male		Female		Unknown		Total Freq.	Pct.
	Freq.	Pct.	Freq.	Pct.	Freq.	Pct.		
1 No	110	61	351	60	2	33	471	59.2
2 Yes	63	35	201	34	3	50	282	35.5
3 Don't know	8	4	32	6	1	17	42	5.3
Valid responses =	181	23	584	73	6	1	795	99.4

Invalid responses include no response.

## 63A1) Within the last 12 months, have you been diagnosed by a healthcare professional with any of the following? Bronchitis

	Male		Female		Unknown		Total Freq.	Pct.
	Freq.	Pct.	Freq.	Pct.	Freq.	Pct.		
1 No	172	96	551	95	3	75	748	94.7
2 Yes	7	4	32	6	1	25	42	5.3
Valid responses =	179	23	583	74	4	1	790	98.8

Invalid responses include no response.

## 63A2) Within the last 12 months, have you been diagnosed by a healthcare professional with any of the following? Chlamydia

	Male		Female		Unknown		Total Freq.	Pct.
	Freq.	Pct.	Freq.	Pct.	Freq.	Pct.		
1 No	178	99	569	98	3	100	774	98.2
2 Yes	1	1	13	2	0	0	14	1.8
Valid responses =	179	23	582	74	3	0	788	98.5

Invalid responses include no response.

## 63A3) Within the last 12 months, have you been diagnosed by a healthcare professional with any of the following? Chicken Pox (Varicella)

	Male		Female		Unknown		Total Freq.	Pct.
	Freq.	Pct.	Freq.	Pct.	Freq.	Pct.		
1 No	178	100	575	100	4	100	780	100.0
2 Yes	0	0	0	0	0	0	0	0.0
Valid responses =	178	23	575	74	4	1	780	97.5

Invalid responses include no response.

## 63A4) Within the last 12 months, have you been diagnosed by a healthcare professional with any of the following? Cold/virus or other respiratory illness (for example: sinus infection, ear infection, strep throat, tonsillitis, pharyngitis, or laryngitis)

	Male		Female		Unknown		Total Freq.	Pct.
	Freq.	Pct.	Freq.	Pct.	Freq.	Pct.		
1 No	124	69	357	61	0	0	493	62.5
2 Yes	57	32	224	39	3	100	296	37.5
Valid responses =	181	23	581	74	3	0	789	98.6

Invalid responses include no response.



# AMERICAN COLLEGE HEALTH ASSOCIATION

American College Health Association-National College Health Assessment (ACHA-NCHA III)

Institutional Data Report - Spring 2020

FLORIDA ATLANTIC UNIVERSITY

American College Health Association  
8455 Colesville Road, Suite 740  
Silver Spring, MD 20910  
(410) 859-1500  
[www.acha.org](http://www.acha.org)

April 10, 2020

FREQUENCY REPORT

Number of Surveys (n) = 800 Web Surveys

### 63A5) Within the last 12 months, have you been diagnosed by a healthcare professional with any of the following?

#### Concussion

	Male		Female		Unknown		Total Freq.	Pct.
	Freq.	Pct.	Freq.	Pct.	Freq.	Pct.		
1 No	179	99	573	99	4	100	778	98.6
2 Yes	2	1	7	1	0	0	11	1.4
Valid responses =	181	23	580	74	4	1	789	98.6

Invalid responses include no response.

### 63A6) Within the last 12 months, have you been diagnosed by a healthcare professional with any of the following?

#### Gonorrhea

	Male		Female		Unknown		Total Freq.	Pct.
	Freq.	Pct.	Freq.	Pct.	Freq.	Pct.		
1 No	180	100	585	100	4	100	793	100.0
2 Yes	0	0	0	0	0	0	0	0.0
Valid responses =	180	23	585	74	4	1	793	99.1

Invalid responses include no response.

### 63A7) Within the last 12 months, have you been diagnosed by a healthcare professional with any of the following?

#### Flu (influenza) or flu-like illness

	Male		Female		Unknown		Total Freq.	Pct.
	Freq.	Pct.	Freq.	Pct.	Freq.	Pct.		
1 No	162	90	509	87	1	33	690	87.2
2 Yes	19	11	74	13	2	67	101	12.8
Valid responses =	181	23	583	74	3	0	791	98.9

Invalid responses include no response.

### 63A8) Within the last 12 months, have you been diagnosed by a healthcare professional with any of the following?

#### Mumps

	Male		Female		Unknown		Total Freq.	Pct.
	Freq.	Pct.	Freq.	Pct.	Freq.	Pct.		
1 No	178	100	580	100	4	100	786	100.0
2 Yes	0	0	0	0	0	0	0	0.0
Valid responses =	178	23	580	74	4	1	786	98.3

Invalid responses include no response.

### 63A9) Within the last 12 months, have you been diagnosed by a healthcare professional with any of the following?

#### Mononucleosis (mono)

	Male		Female		Unknown		Total Freq.	Pct.
	Freq.	Pct.	Freq.	Pct.	Freq.	Pct.		
1 No	180	100	573	99	4	100	780	99.1
2 Yes	0	0	7	1	0	0	7	0.9
Valid responses =	180	23	580	74	4	1	787	98.4

Invalid responses include no response.

### 63A10) Within the last 12 months, have you been diagnosed by a healthcare professional with any of the following?

#### Orthopedic injury (for example: broken bone, fracture, sprain, bursitis, tendinitis, or ligament injury)

	Male		Female		Unknown		Total Freq.	Pct.
	Freq.	Pct.	Freq.	Pct.	Freq.	Pct.		
1 No	170	94	534	92	4	100	731	92.5
2 Yes	11	6	47	8	0	0	59	7.5
Valid responses =	181	23	581	74	4	1	790	98.8

Invalid responses include no response.

### 63A11) Within the last 12 months, have you been diagnosed by a healthcare professional with any of the following?

#### Pelvic Inflammatory Disease

	Male		Female		Unknown		Total Freq.	Pct.
	Freq.	Pct.	Freq.	Pct.	Freq.	Pct.		
1 No	181	100	583	100	4	100	792	99.9
2 Yes	0	0	1	0	0	0	1	0.1
Valid responses =	181	23	584	74	4	1	793	99.1

Invalid responses include no response.

### 63A12) Within the last 12 months, have you been diagnosed by a healthcare professional with any of the following?

#### Pneumonia

	Male		Female		Unknown		Total Freq.	Pct.
	Freq.	Pct.	Freq.	Pct.	Freq.	Pct.		
1 No	178	99	570	98	4	100	774	98.2
2 Yes	2	1	12	2	0	0	14	1.8
Valid responses =	180	23	582	74	4	1	788	98.5

Invalid responses include no response.



# AMERICAN COLLEGE HEALTH ASSOCIATION

American College Health Association-National College Health Assessment (ACHA-NCHA III)

Institutional Data Report - Spring 2020

FLORIDA ATLANTIC UNIVERSITY

American College Health Association  
8455 Colesville Road, Suite 740  
Silver Spring, MD 20910  
(410) 859-1500  
[www.acha.org](http://www.acha.org)

April 10, 2020

FREQUENCY REPORT

Number of Surveys (n) = 800 Web Surveys

### 63A13) Within the last 12 months, have you been diagnosed by a healthcare professional with any of the following?

#### Shingles

	Male		Female		Unknown		Total Freq.	Pct.
	Freq.	Pct.	Freq.	Pct.	Freq.	Pct.		
1 No	180	100	576	99	4	100	784	99.5
2 Yes	0	0	4	1	0	0	4	0.5
Valid responses =	180	23	580	74	4	1	788	98.5

Invalid responses include no response.

### 63A14) Within the last 12 months, have you been diagnosed by a healthcare professional with any of the following?

#### Stomach or GI virus or bug, food poisoning, or gastritis

	Male		Female		Unknown		Total Freq.	Pct.
	Freq.	Pct.	Freq.	Pct.	Freq.	Pct.		
1 No	169	93	529	91	3	75	722	91.2
2 Yes	12	7	54	9	1	25	70	8.8
Valid responses =	181	23	583	74	4	1	792	99.0

Invalid responses include no response.

### 63A15) Within the last 12 months, have you been diagnosed by a healthcare professional with any of the following?

#### Urinary tract infection

	Male		Female		Unknown		Total Freq.	Pct.
	Freq.	Pct.	Freq.	Pct.	Freq.	Pct.		
1 No	180	99	497	86	3	75	703	89.1
2 Yes	1	1	83	14	1	25	86	10.9
Valid responses =	181	23	580	74	4	1	789	98.6

Invalid responses include no response.

### 63A16) Within the last 12 months, have you been diagnosed by a healthcare professional with any of the following?

#### Other short-term, temporary illness not listed above

	Male		Female		Unknown		Total Freq.	Pct.
	Freq.	Pct.	Freq.	Pct.	Freq.	Pct.		
1 No	158	99	502	98	2	67	681	98.4
2 Yes	2	1	8	2	1	33	11	1.6
Valid responses =	160	23	510	74	3	0	692	86.5

Invalid responses include no response.

### 63B1) Within the last 12 months, to what extent did the following negatively affect your academic performance?

(only includes students who have been diagnosed within the last 12 months)

#### Bronchitis

	Male		Female		Unknown		Total Freq.	Pct.
	Freq.	Pct.	Freq.	Pct.	Freq.	Pct.		
1 Did not affect academic performance	5	71	16	53	0	0	22	55.0
2 Negatively impacted performance in a class	2	29	12	40	1	100	16	40.0
3 Delayed progress towards degree	0	0	2	7	0	0	2	5.0
Valid responses =	7	18	30	75	1	3	40	5.0

Invalid responses include no response.

### 63B2) Within the last 12 months, to what extent did the following negatively affect your academic performance?

(only includes students who have been diagnosed within the last 12 months)

#### Chlamydia

	Male		Female		Unknown		Total Freq.	Pct.
	Freq.	Pct.	Freq.	Pct.	Freq.	Pct.		
1 Did not affect academic performance	0	0	11	92	0	0	11	84.6
2 Negatively impacted performance in a class	1	100	1	8	0	0	2	15.4
3 Delayed progress towards degree	0	0	0	0	0	0	0	0.0
Valid responses =	1	8	12	92	0	0	13	1.6

Invalid responses include no response.

### 63B3) Within the last 12 months, to what extent did the following negatively affect your academic performance?

(only includes students who have been diagnosed within the last 12 months)

#### Chicken Pox (Varicella)

	Male		Female		Unknown		Total Freq.	Pct.
	Freq.	Pct.	Freq.	Pct.	Freq.	Pct.		
1 Did not affect academic performance	0	0	0	0	0	0	0	0.0
2 Negatively impacted performance in a class	0	0	0	0	0	0	0	0.0
3 Delayed progress towards degree	0	0	0	0	0	0	0	0.0
Valid responses =	0	0	0	0	0	0	0	0.0

Invalid responses include no response.





# AMERICAN COLLEGE HEALTH ASSOCIATION

American College Health Association-National College Health Assessment (ACHA-NCHA III)

Institutional Data Report - Spring 2020

FLORIDA ATLANTIC UNIVERSITY

American College Health Association  
8455 Colesville Road, Suite 740  
Silver Spring, MD 20910  
(410) 859-1500

April 10, 2020  
FREQUENCY REPORT  
Number of Surveys (n) =

800 Web Surveys

[www.acha.org](http://www.acha.org)

## 63B4) Within the last 12 months, to what extent did the following negatively affect your academic performance?

(only includes students who have been diagnosed within the last 12 months)

Cold/virus or other respiratory illness (for example: sinus infection, ear infection, strep throat, tonsillitis, pharyngitis, or laryngitis)

	Male		Female		Unknown		Total Freq.	Pct.
	Freq.	Pct.	Freq.	Pct.	Freq.	Pct.		
1 Did not affect academic performance	41	72	125	58	2	67	173	60.5
2 Negatively impacted performance in a class	16	28	83	39	1	33	106	37.1
3 Delayed progress towards degree	0	0	6	3	0	0	7	2.4
Valid responses =	57	20	214	75	3	1	286	35.8

Invalid responses include no response.

## 63B5) Within the last 12 months, to what extent did the following negatively affect your academic performance?

(only includes students who have been diagnosed within the last 12 months)

Concussion

	Male		Female		Unknown		Total Freq.	Pct.
	Freq.	Pct.	Freq.	Pct.	Freq.	Pct.		
1 Did not affect academic performance	2	100	3	50	0	0	6	60.0
2 Negatively impacted performance in a class	0	0	3	50	0	0	4	40.0
3 Delayed progress towards degree	0	0	0	0	0	0	0	0.0
Valid responses =	2	20	6	60	0	0	10	1.3

Invalid responses include no response.

## 63B6) Within the last 12 months, to what extent did the following negatively affect your academic performance?

(only includes students who have been diagnosed within the last 12 months)

Gonorrhea

	Male		Female		Unknown		Total Freq.	Pct.
	Freq.	Pct.	Freq.	Pct.	Freq.	Pct.		
1 Did not affect academic performance	0	0	0	0	0	0	0	0.0
2 Negatively impacted performance in a class	0	0	0	0	0	0	0	0.0
3 Delayed progress towards degree	0	0	0	0	0	0	0	0.0
Valid responses =	0	0	0	0	0	0	0	0.0

Invalid responses include no response.

## 63B7) Within the last 12 months, to what extent did the following negatively affect your academic performance?

(only includes students who have been diagnosed within the last 12 months)

Flu (influenza) or flu-like illness

	Male		Female		Unknown		Total Freq.	Pct.
	Freq.	Pct.	Freq.	Pct.	Freq.	Pct.		
1 Did not affect academic performance	10	53	34	47	2	100	47	47.0
2 Negatively impacted performance in a class	9	47	35	48	0	0	48	48.0
3 Delayed progress towards degree	0	0	4	6	0	0	5	5.0
Valid responses =	19	19	73	73	2	2	100	12.5

Invalid responses include no response.

## 63B8) Within the last 12 months, to what extent did the following negatively affect your academic performance?

(only includes students who have been diagnosed within the last 12 months)

Mumps

	Male		Female		Unknown		Total Freq.	Pct.
	Freq.	Pct.	Freq.	Pct.	Freq.	Pct.		
1 Did not affect academic performance	0	0	0	0	0	0	0	0.0
2 Negatively impacted performance in a class	0	0	0	0	0	0	0	0.0
3 Delayed progress towards degree	0	0	0	0	0	0	0	0.0
Valid responses =	0	0	0	0	0	0	0	0.0

Invalid responses include no response.

## 63B9) Within the last 12 months, to what extent did the following negatively affect your academic performance?

(only includes students who have been diagnosed within the last 12 months)

Mononucleosis (mono)

	Male		Female		Unknown		Total Freq.	Pct.
	Freq.	Pct.	Freq.	Pct.	Freq.	Pct.		
1 Did not affect academic performance	0	0	2	33	0	0	2	33.3
2 Negatively impacted performance in a class	0	0	3	50	0	0	3	50.0
3 Delayed progress towards degree	0	0	1	17	0	0	1	16.7
Valid responses =	0	0	6	100	0	0	6	0.8

Invalid responses include no response.

## 63B10) Within the last 12 months, to what extent did the following negatively affect your academic performance?

(only includes students who have been diagnosed within the last 12 months)

Orthopedic injury (for example: broken bone, fracture, sprain, bursitis, tendinitis, or ligament injury)

	Male		Female		Unknown		Total Freq.	Pct.
	Freq.	Pct.	Freq.	Pct.	Freq.	Pct.		
1 Did not affect academic performance	6	55	32	71	0	0	39	68.4
2 Negatively impacted performance in a class	5	46	10	22	0	0	15	26.3
3 Delayed progress towards degree	0	0	3	7	0	0	3	5.3
Valid responses =	11	19	45	79	0	0	57	7.1

Invalid responses include no response.



# AMERICAN COLLEGE HEALTH ASSOCIATION

American College Health Association-National College Health Assessment (ACHA-NCHA III)

Institutional Data Report - Spring 2020

FLORIDA ATLANTIC UNIVERSITY

American College Health Association  
8455 Colesville Road, Suite 740  
Silver Spring, MD 20910  
(410) 859-1500  
[www.acha.org](http://www.acha.org)

April 10, 2020

FREQUENCY REPORT

Number of Surveys (n) = 800 Web Surveys

### 63B11) Within the last 12 months, to what extent did the following negatively affect your academic performance?

(only includes students who have been diagnosed within the last 12 months)

#### Pelvic Inflammatory Disease

	Male		Female		Unknown		Total Freq.	Pct.
	Freq.	Pct.	Freq.	Pct.	Freq.	Pct.		
1 Did not affect academic performance	0	0	0	0	0	0	0	0.0
2 Negatively impacted performance in a class	0	0	0	0	0	0	0	0.0
3 Delayed progress towards degree	0	0	0	0	0	0	0	0.0
Valid responses =	0	0	0	0	0	0	0	0.0

Invalid responses include no response.

### 63B12) Within the last 12 months, to what extent did the following negatively affect your academic performance?

(only includes students who have been diagnosed within the last 12 months)

#### Pneumonia

	Male		Female		Unknown		Total Freq.	Pct.
	Freq.	Pct.	Freq.	Pct.	Freq.	Pct.		
1 Did not affect academic performance	1	50	8	80	0	0	9	75.0
2 Negatively impacted performance in a class	1	50	2	20	0	0	3	25.0
3 Delayed progress towards degree	0	0	0	0	0	0	0	0.0
Valid responses =	2	17	10	83	0	0	12	1.5

Invalid responses include no response.

### 63B13) Within the last 12 months, to what extent did the following negatively affect your academic performance?

(only includes students who have been diagnosed within the last 12 months)

#### Shingles

	Male		Female		Unknown		Total Freq.	Pct.
	Freq.	Pct.	Freq.	Pct.	Freq.	Pct.		
1 Did not affect academic performance	0	0	3	100	0	0	3	100.0
2 Negatively impacted performance in a class	0	0	0	0	0	0	0	0.0
3 Delayed progress towards degree	0	0	0	0	0	0	0	0.0
Valid responses =	0	0	3	100	0	0	3	0.4

Invalid responses include no response.

### 63B14) Within the last 12 months, to what extent did the following negatively affect your academic performance?

(only includes students who have been diagnosed within the last 12 months)

#### Stomach or GI virus or bug, food poisoning, or gastritis

	Male		Female		Unknown		Total Freq.	Pct.
	Freq.	Pct.	Freq.	Pct.	Freq.	Pct.		
1 Did not affect academic performance	9	75	28	53	0	0	38	55.1
2 Negatively impacted performance in a class	3	25	24	45	1	100	29	42.0
3 Delayed progress towards degree	0	0	1	2	0	0	2	2.9
Valid responses =	12	17	53	77	1	1	69	8.6

Invalid responses include no response.

### 63B15) Within the last 12 months, to what extent did the following negatively affect your academic performance?

(only includes students who have been diagnosed within the last 12 months)

#### Urinary tract infection

	Male		Female		Unknown		Total Freq.	Pct.
	Freq.	Pct.	Freq.	Pct.	Freq.	Pct.		
1 Did not affect academic performance	0	0	62	83	0	0	62	80.5
2 Negatively impacted performance in a class	1	100	13	17	1	100	15	19.5
3 Delayed progress towards degree	0	0	0	0	0	0	0	0.0
Valid responses =	1	1	75	97	1	1	77	9.6

Invalid responses include no response.

### 63B16) Within the last 12 months, to what extent did the following negatively affect your academic performance?

(only includes students who have been diagnosed within the last 12 months)

#### Other short-term, temporary illness not listed above

	Male		Female		Unknown		Total Freq.	Pct.
	Freq.	Pct.	Freq.	Pct.	Freq.	Pct.		
1 Did not affect academic performance	2	100	7	100	0	0	9	90.0
2 Negatively impacted performance in a class	0	0	0	0	1	100	1	10.0
3 Delayed progress towards degree	0	0	0	0	0	0	0	0.0
Valid responses =	2	20	7	70	1	10	10	1.3

Invalid responses include no response.

### 64) Have you ever been tested for HIV?

	Male		Female		Unknown		Total Freq.	Pct.
	Freq.	Pct.	Freq.	Pct.	Freq.	Pct.		
1 Yes, within the last 12 months	24	13	132	23	1	33	160	20.4
2 Yes, more than 12 months ago	33	18	113	20	0	0	150	19.2
3 No	111	62	288	50	2	67	413	52.7
4 Unsure	11	6	45	8	0	0	60	7.7
Valid responses =	179	23	578	74	3	0	783	97.9

Invalid responses include no response.



# AMERICAN COLLEGE HEALTH ASSOCIATION

American College Health Association-National College Health Assessment (ACHA-NCHA III)

Institutional Data Report - Spring 2020

FLORIDA ATLANTIC UNIVERSITY

American College Health Association  
8455 Colesville Road, Suite 740  
Silver Spring, MD 20910  
(410) 859-1500

April 10, 2020  
FREQUENCY REPORT  
Number of Surveys (n) =

800 Web Surveys

[www.acha.org](http://www.acha.org)

**65A1) Have you ever been diagnosed by a healthcare or mental health professional with any of the following ongoing or chronic conditions?**

**Acne**

	Male		Female		Unknown		Total		Pct.
	Freq.	Pct.	Freq.	Pct.	Freq.	Pct.	Freq.	Pct.	
1 No	146	82	414	72	2	50	576	73.4	
2 Yes	33	18	164	28	2	50	209	26.6	
Valid responses =	179	23	578	74	4	1	785	98.1	

Invalid responses include no response.

**65A2) Have you ever been diagnosed by a healthcare or mental health professional with any of the following ongoing or chronic conditions?**

**ADD/ADHD - Attention Deficit/Hyperactivity Disorder**

	Male		Female		Unknown		Total		Pct.
	Freq.	Pct.	Freq.	Pct.	Freq.	Pct.	Freq.	Pct.	
1 No	165	92	526	91	3	100	713	90.6	
2 Yes	15	8	54	9	0	0	74	9.4	
Valid responses =	180	23	580	74	3	0	787	98.4	

Invalid responses include no response.

**65A3) Have you ever been diagnosed by a healthcare or mental health professional with any of the following ongoing or chronic conditions?**

**Alcohol or Other Drug-Related Abuse or Addiction**

	Male		Female		Unknown		Total		Pct.
	Freq.	Pct.	Freq.	Pct.	Freq.	Pct.	Freq.	Pct.	
1 No	174	97	571	98	4	100	772	97.8	
2 Yes	6	3	10	2	0	0	17	2.2	
Valid responses =	180	23	581	74	4	1	789	98.6	

Invalid responses include no response.

**65A4) Have you ever been diagnosed by a healthcare or mental health professional with any of the following ongoing or chronic conditions?**

**Allergies - food allergy**

	Male		Female		Unknown		Total		Pct.
	Freq.	Pct.	Freq.	Pct.	Freq.	Pct.	Freq.	Pct.	
1 No	159	89	474	82	4	100	657	83.7	
2 Yes	19	11	105	18	0	0	128	16.3	
Valid responses =	178	23	579	74	4	1	785	98.1	

Invalid responses include no response.

**65A5) Have you ever been diagnosed by a healthcare or mental health professional with any of the following ongoing or chronic conditions?**

**Allergies - animals/pets**

	Male		Female		Unknown		Total		Pct.
	Freq.	Pct.	Freq.	Pct.	Freq.	Pct.	Freq.	Pct.	
1 No	157	88	462	80	4	100	643	81.8	
2 Yes	22	12	117	20	0	0	143	18.2	
Valid responses =	179	23	579	74	4	1	786	98.3	

Invalid responses include no response.

**65A6) Have you ever been diagnosed by a healthcare or mental health professional with any of the following ongoing or chronic conditions?**

**Allergies - environmental (for example: pollen, grass, dust, mold)**

	Male		Female		Unknown		Total		Pct.
	Freq.	Pct.	Freq.	Pct.	Freq.	Pct.	Freq.	Pct.	
1 No	135	75	372	64	2	50	524	66.7	
2 Yes	44	25	207	36	2	50	262	33.3	
Valid responses =	179	23	579	74	4	1	786	98.3	

Invalid responses include no response.

**65A7) Have you ever been diagnosed by a healthcare or mental health professional with any of the following ongoing or chronic conditions?**

**Anxiety (for example: Generalized Anxiety, Social Anxiety, Panic Disorder, Specific Phobia)**

	Male		Female		Unknown		Total		Pct.
	Freq.	Pct.	Freq.	Pct.	Freq.	Pct.	Freq.	Pct.	
1 No	154	86	384	66	2	67	551	69.9	
2 Yes	26	14	197	34	1	33	237	30.1	
Valid responses =	180	23	581	74	3	0	788	98.5	

Invalid responses include no response.

**65A8) Have you ever been diagnosed by a healthcare or mental health professional with any of the following ongoing or chronic conditions?**

**Asthma**

	Male		Female		Unknown		Total		Pct.
	Freq.	Pct.	Freq.	Pct.	Freq.	Pct.	Freq.	Pct.	
1 No	151	84	486	84	3	75	658	84.0	
2 Yes	28	16	90	16	1	25	125	16.0	
Valid responses =	179	23	576	74	4	1	783	97.9	

Invalid responses include no response.



# AMERICAN COLLEGE HEALTH ASSOCIATION

American College Health Association-National College Health Assessment (ACHA-NCHA III)

Institutional Data Report - Spring 2020

FLORIDA ATLANTIC UNIVERSITY

American College Health Association  
8455 Colesville Road, Suite 740  
Silver Spring, MD 20910  
(410) 859-1500

April 10, 2020  
FREQUENCY REPORT  
Number of Surveys (n) =

800 Web Surveys

[www.acha.org](http://www.acha.org)

## 65A9) Have you ever been diagnosed by a healthcare or mental health professional with any of the following ongoing or chronic conditions?

### Autism spectrum

	Male		Female		Unknown		Total		Pct.
	Freq.	Pct.	Freq.	Pct.	Freq.	Pct.	Freq.	Pct.	
1 No	176	98	573	99	4	100	774	98.7	
2 Yes	3	2	4	1	0	0	10	1.3	
Valid responses =	179	23	577	74	4	1	784	98.0	

Invalid responses include no response.

## 65A10) Have you ever been diagnosed by a healthcare or mental health professional with any of the following ongoing or chronic conditions?

### Bipolar and Related Conditions (for example: Bipolar I, II, Hypomanic Episode)

	Male		Female		Unknown		Total		Pct.
	Freq.	Pct.	Freq.	Pct.	Freq.	Pct.	Freq.	Pct.	
1 No	176	99	556	97	3	100	756	96.9	
2 Yes	2	1	19	3	0	0	24	3.1	
Valid responses =	178	23	575	74	3	0	780	97.5	

Invalid responses include no response.

## 65A11) Have you ever been diagnosed by a healthcare or mental health professional with any of the following ongoing or chronic conditions?

### Borderline Personality Disorder (BPD), Avoidant Personality, Dependent Personality, or another personality disorder

	Male		Female		Unknown		Total		Pct.
	Freq.	Pct.	Freq.	Pct.	Freq.	Pct.	Freq.	Pct.	
1 No	178	99	574	99	3	100	778	99.2	
2 Yes	1	1	4	1	0	0	6	0.8	
Valid responses =	179	23	578	74	3	0	784	98.0	

Invalid responses include no response.

## 65A12) Have you ever been diagnosed by a healthcare or mental health professional with any of the following ongoing or chronic conditions?

### Cancer

	Male		Female		Unknown		Total		Pct.
	Freq.	Pct.	Freq.	Pct.	Freq.	Pct.	Freq.	Pct.	
1 No	178	99	574	100	3	100	778	99.2	
2 Yes	2	1	3	1	0	0	6	0.8	
Valid responses =	180	23	577	74	3	0	784	98.0	

Invalid responses include no response.

## 65A13) Have you ever been diagnosed by a healthcare or mental health professional with any of the following ongoing or chronic conditions?

### Celiac disease

	Male		Female		Unknown		Total		Pct.
	Freq.	Pct.	Freq.	Pct.	Freq.	Pct.	Freq.	Pct.	
1 No	176	99	565	99	2	100	767	98.8	
2 Yes	2	1	7	1	0	0	9	1.2	
Valid responses =	178	23	572	74	2	0	776	97.0	

Invalid responses include no response.

## 65A14) Have you ever been diagnosed by a healthcare or mental health professional with any of the following ongoing or chronic conditions?

### Chronic pain (for example: back or joint pain, arthritis, nerve pain)

	Male		Female		Unknown		Total		Pct.
	Freq.	Pct.	Freq.	Pct.	Freq.	Pct.	Freq.	Pct.	
1 No	170	94	531	92	2	67	722	91.7	
2 Yes	10	6	49	8	1	33	65	8.3	
Valid responses =	180	23	580	74	3	0	787	98.4	

Invalid responses include no response.

## 65A15) Have you ever been diagnosed by a healthcare or mental health professional with any of the following ongoing or chronic conditions?

### Depression (for example: Major depression, persistent depressive disorder, disruptive mood disorder)

	Male		Female		Unknown		Total		Pct.
	Freq.	Pct.	Freq.	Pct.	Freq.	Pct.	Freq.	Pct.	
1 No	159	88	438	76	3	100	611	77.8	
2 Yes	21	12	140	24	0	0	174	22.2	
Valid responses =	180	23	578	74	3	0	785	98.1	

Invalid responses include no response.

## 65A16) Have you ever been diagnosed by a healthcare or mental health professional with any of the following ongoing or chronic conditions?

### Diabetes or pre-diabetes/insulin resistance

	Male		Female		Unknown		Total		Pct.
	Freq.	Pct.	Freq.	Pct.	Freq.	Pct.	Freq.	Pct.	
1 No	174	97	557	97	4	100	759	96.9	
2 Yes	5	3	19	3	0	0	24	3.1	
Valid responses =	179	23	576	74	4	1	783	97.9	

Invalid responses include no response.



# AMERICAN COLLEGE HEALTH ASSOCIATION

American College Health Association-National College Health Assessment (ACHA-NCHA III)

Institutional Data Report - Spring 2020

FLORIDA ATLANTIC UNIVERSITY

American College Health Association  
8455 Colesville Road, Suite 740  
Silver Spring, MD 20910  
(410) 859-1500  
[www.acha.org](http://www.acha.org)

April 10, 2020

FREQUENCY REPORT

Number of Surveys (n) = 800 Web Surveys

**65A17) Have you ever been diagnosed by a healthcare or mental health professional with any of the following ongoing or chronic conditions?  
Eating Disorders (for example: Anorexia Nervosa, Bulimia Nervosa, Binge-Eating)**

	Male		Female		Unknown		Total		Pct.
	Freq.	Pct.	Freq.	Pct.	Freq.	Pct.	Freq.	Pct.	
1 No	180	100	537	93	4	100	742	94.5	
2 Yes	0	0	40	7	0	0	43	5.5	
Valid responses =	180	23	577	74	4	1	785	98.1	

Invalid responses include no response.

**65A18) Have you ever been diagnosed by a healthcare or mental health professional with any of the following ongoing or chronic conditions?  
Endometriosis**

	Male		Female		Unknown		Total		Pct.
	Freq.	Pct.	Freq.	Pct.	Freq.	Pct.	Freq.	Pct.	
1 No	180	100	561	97	4	100	767	97.7	
2 Yes	0	0	16	3	0	0	18	2.3	
Valid responses =	180	23	577	74	4	1	785	98.1	

Invalid responses include no response.

**65A19) Have you ever been diagnosed by a healthcare or mental health professional with any of the following ongoing or chronic conditions?  
Gambling Disorder**

	Male		Female		Unknown		Total		Pct.
	Freq.	Pct.	Freq.	Pct.	Freq.	Pct.	Freq.	Pct.	
1 No	178	99	575	100	3	100	780	99.7	
2 Yes	1	1	1	0	0	0	2	0.3	
Valid responses =	179	23	576	74	3	0	782	97.8	

Invalid responses include no response.

**65A20) Have you ever been diagnosed by a healthcare or mental health professional with any of the following ongoing or chronic conditions?  
Genital herpes**

	Male		Female		Unknown		Total		Pct.
	Freq.	Pct.	Freq.	Pct.	Freq.	Pct.	Freq.	Pct.	
1 No	176	98	554	96	4	100	758	96.8	
2 Yes	3	2	22	4	0	0	25	3.2	
Valid responses =	179	23	576	74	4	1	783	97.9	

Invalid responses include no response.

**65A21) Have you ever been diagnosed by a healthcare or mental health professional with any of the following ongoing or chronic conditions?  
Gastroesophageal Reflux Disease (GERD) or acid reflux**

	Male		Female		Unknown		Total		Pct.
	Freq.	Pct.	Freq.	Pct.	Freq.	Pct.	Freq.	Pct.	
1 No	173	96	543	94	4	100	740	94.0	
2 Yes	7	4	36	6	0	0	47	6.0	
Valid responses =	180	23	579	74	4	1	787	98.4	

Invalid responses include no response.

**65A22) Have you ever been diagnosed by a healthcare or mental health professional with any of the following ongoing or chronic conditions?  
Heart & vascular disorders (for example: atrial fibrillation or other cardiac arrhythmia, mitral valve prolapse or other valvular heart disease, congenital heart condition)**

	Male		Female		Unknown		Total		Pct.
	Freq.	Pct.	Freq.	Pct.	Freq.	Pct.	Freq.	Pct.	
1 No	176	98	557	97	4	100	760	96.9	
2 Yes	3	2	20	4	0	0	24	3.1	
Valid responses =	179	23	577	74	4	1	784	98.0	

Invalid responses include no response.

**65A23) Have you ever been diagnosed by a healthcare or mental health professional with any of the following ongoing or chronic conditions?  
Hepatitis B or C**

	Male		Female		Unknown		Total		Pct.
	Freq.	Pct.	Freq.	Pct.	Freq.	Pct.	Freq.	Pct.	
1 No	179	99	573	100	4	100	780	99.5	
2 Yes	1	1	3	1	0	0	4	0.5	
Valid responses =	180	23	576	73	4	1	784	98.0	

Invalid responses include no response.

**65A24) Have you ever been diagnosed by a healthcare or mental health professional with any of the following ongoing or chronic conditions?  
High blood pressure (hypertension)**

	Male		Female		Unknown		Total		Pct.
	Freq.	Pct.	Freq.	Pct.	Freq.	Pct.	Freq.	Pct.	
1 No	172	96	553	96	4	100	752	96.0	
2 Yes	7	4	23	4	0	0	31	4.0	
Valid responses =	179	23	576	74	4	1	783	97.9	

Invalid responses include no response.



# AMERICAN COLLEGE HEALTH ASSOCIATION

American College Health Association-National College Health Assessment (ACHA-NCHA III)

Institutional Data Report - Spring 2020

FLORIDA ATLANTIC UNIVERSITY

American College Health Association  
8455 Colesville Road, Suite 740  
Silver Spring, MD 20910  
(410) 859-1500

April 10, 2020  
FREQUENCY REPORT  
Number of Surveys (n) =

800 Web Surveys

[www.acha.org](http://www.acha.org)

**65A25) Have you ever been diagnosed by a healthcare or mental health professional with any of the following ongoing or chronic conditions?  
High cholesterol (hyperlipidemia)**

	Male		Female		Unknown		Total		Pct.
	Freq.	Pct.	Freq.	Pct.	Freq.	Pct.	Freq.	Pct.	
1 No	165	92	531	92	4	100	719	91.4	
2 Yes	15	8	48	8	0	0	68	8.6	
Valid responses =	180	23	579	74	4	1	787	98.4	

Invalid responses include no response.

**65A26) Have you ever been diagnosed by a healthcare or mental health professional with any of the following ongoing or chronic conditions?  
HIV or AIDS**

	Male		Female		Unknown		Total		Pct.
	Freq.	Pct.	Freq.	Pct.	Freq.	Pct.	Freq.	Pct.	
1 No	176	99	569	100	4	100	773	99.5	
2 Yes	2	1	2	0	0	0	4	0.5	
Valid responses =	178	23	571	73	4	1	777	97.1	

Invalid responses include no response.

**65A27) Have you ever been diagnosed by a healthcare or mental health professional with any of the following ongoing or chronic conditions?  
Human papillomavirus (HPV) or genital warts**

	Male		Female		Unknown		Total		Pct.
	Freq.	Pct.	Freq.	Pct.	Freq.	Pct.	Freq.	Pct.	
1 No	175	97	555	96	4	100	756	96.1	
2 Yes	5	3	24	4	0	0	31	3.9	
Valid responses =	180	23	579	74	4	1	787	98.4	

Invalid responses include no response.

**65A28) Have you ever been diagnosed by a healthcare or mental health professional with any of the following ongoing or chronic conditions?  
Insomnia**

	Male		Female		Unknown		Total		Pct.
	Freq.	Pct.	Freq.	Pct.	Freq.	Pct.	Freq.	Pct.	
1 No	175	98	539	94	3	100	735	94.1	
2 Yes	4	2	36	6	0	0	46	5.9	
Valid responses =	179	23	575	74	3	0	781	97.6	

Invalid responses include no response.

**65A29) Have you ever been diagnosed by a healthcare or mental health professional with any of the following ongoing or chronic conditions?  
Irritable bowel syndrome (spastic colon or spastic bowel)**

	Male		Female		Unknown		Total		Pct.
	Freq.	Pct.	Freq.	Pct.	Freq.	Pct.	Freq.	Pct.	
1 No	178	99	545	94	2	67	746	95.2	
2 Yes	1	1	33	6	1	33	38	4.8	
Valid responses =	179	23	578	74	3	0	784	98.0	

Invalid responses include no response.

**65A30) Have you ever been diagnosed by a healthcare or mental health professional with any of the following ongoing or chronic conditions?  
Migraine headaches**

	Male		Female		Unknown		Total		Pct.
	Freq.	Pct.	Freq.	Pct.	Freq.	Pct.	Freq.	Pct.	
1 No	168	94	491	85	3	75	680	86.8	
2 Yes	10	6	86	15	1	25	103	13.2	
Valid responses =	178	23	577	74	4	1	783	97.9	

Invalid responses include no response.

**65A31) Have you ever been diagnosed by a healthcare or mental health professional with any of the following ongoing or chronic conditions?  
Obsessive-Compulsive and Related Conditions (for example: OCD, Body Dysmorphia, Hoarding, Trichotillomania, other body-focused repetitive behavior disorders)**

	Male		Female		Unknown		Total		Pct.
	Freq.	Pct.	Freq.	Pct.	Freq.	Pct.	Freq.	Pct.	
1 No	175	97	544	94	4	100	741	94.4	
2 Yes	5	3	33	6	0	0	44	5.6	
Valid responses =	180	23	577	74	4	1	785	98.1	

Invalid responses include no response.

**65A32) Have you ever been diagnosed by a healthcare or mental health professional with any of the following ongoing or chronic conditions?  
Polycystic Ovarian Syndrome (PCOS)**

	Male		Female		Unknown		Total		Pct.
	Freq.	Pct.	Freq.	Pct.	Freq.	Pct.	Freq.	Pct.	
1 No	180	100	541	93	3	100	744	94.8	
2 Yes	0	0	38	7	0	0	41	5.2	
Valid responses =	180	23	579	74	3	0	785	98.1	

Invalid responses include no response.



# AMERICAN COLLEGE HEALTH ASSOCIATION

American College Health Association-National College Health Assessment (ACHA-NCHA III)

Institutional Data Report - Spring 2020

FLORIDA ATLANTIC UNIVERSITY

American College Health Association  
8455 Colesville Road, Suite 740  
Silver Spring, MD 20910  
(410) 859-1500  
[www.acha.org](http://www.acha.org)

April 10, 2020

FREQUENCY REPORT

Number of Surveys (n) = 800 Web Surveys

**65A33) Have you ever been diagnosed by a healthcare or mental health professional with any of the following ongoing or chronic conditions?  
PTSD (Posttraumatic Stress Disorder), Acute Stress Disorder, Adjustment Disorder, or another trauma- or stressor-related condition**

	Male		Female		Unknown		Total	
	Freq.	Pct.	Freq.	Pct.	Freq.	Pct.	Freq.	Pct.
1 No	177	99	543	94	4	100	742	94.4
2 Yes	2	1	37	6	0	0	44	5.6
Valid responses =	179	23	580	74	4	1	786	98.3

Invalid responses include no response.

**65A34) Have you ever been diagnosed by a healthcare or mental health professional with any of the following ongoing or chronic conditions?  
Schizophrenia and Other Psychotic Conditions (for example: Schizophrenia, Schizoaffective Disorder, Schizophreniform Disorder, Delusional Disorder)**

	Male		Female		Unknown		Total	
	Freq.	Pct.	Freq.	Pct.	Freq.	Pct.	Freq.	Pct.
1 No	177	100	576	99	4	100	781	99.4
2 Yes	0	0	5	1	0	0	5	0.6
Valid responses =	177	23	581	74	4	1	786	98.3

Invalid responses include no response.

**65A35) Have you ever been diagnosed by a healthcare or mental health professional with any of the following ongoing or chronic conditions?  
Sleep Apnea**

	Male		Female		Unknown		Total	
	Freq.	Pct.	Freq.	Pct.	Freq.	Pct.	Freq.	Pct.
1 No	174	97	569	99	4	100	770	98.2
2 Yes	5	3	8	1	0	0	14	1.8
Valid responses =	179	23	577	74	4	1	784	98.0

Invalid responses include no response.

**65A36) Have you ever been diagnosed by a healthcare or mental health professional with any of the following ongoing or chronic conditions?  
Thyroid condition or disorder**

	Male		Female		Unknown		Total	
	Freq.	Pct.	Freq.	Pct.	Freq.	Pct.	Freq.	Pct.
1 No	176	100	549	95	3	100	749	95.8
2 Yes	0	0	30	5	0	0	33	4.2
Valid responses =	176	23	579	74	3	0	782	97.8

Invalid responses include no response.

**65A37) Have you ever been diagnosed by a healthcare or mental health professional with any of the following ongoing or chronic conditions?  
Tourette's or other neurodevelopmental condition not already listed**

	Male		Female		Unknown		Total	
	Freq.	Pct.	Freq.	Pct.	Freq.	Pct.	Freq.	Pct.
1 No	177	99	578	100	4	100	783	99.6
2 Yes	2	1	1	0	0	0	3	0.4
Valid responses =	179	23	579	74	4	1	786	98.3

Invalid responses include no response.

**65A38) Have you ever been diagnosed by a healthcare or mental health professional with any of the following ongoing or chronic conditions?  
Traumatic brain injury (TBI)**

	Male		Female		Unknown		Total	
	Freq.	Pct.	Freq.	Pct.	Freq.	Pct.	Freq.	Pct.
1 No	177	99	570	99	4	100	775	99.2
2 Yes	1	1	5	1	0	0	6	0.8
Valid responses =	178	23	575	74	4	1	781	97.6

Invalid responses include no response.

**65A39) Have you ever been diagnosed by a healthcare or mental health professional with any of the following ongoing or chronic conditions?  
Urinary system disorder (for example: bladder or kidney disease, urinary reflux, interstitial cystitis)**

	Male		Female		Unknown		Total	
	Freq.	Pct.	Freq.	Pct.	Freq.	Pct.	Freq.	Pct.
1 No	177	99	564	97	3	100	768	97.8
2 Yes	2	1	15	3	0	0	17	2.2
Valid responses =	179	23	579	74	3	0	785	98.1

Invalid responses include no response.

**65A40) Have you ever been diagnosed by a healthcare or mental health professional with any of the following ongoing or chronic conditions?  
Other ongoing or chronic condition not listed above**

	Male		Female		Unknown		Total	
	Freq.	Pct.	Freq.	Pct.	Freq.	Pct.	Freq.	Pct.
1 No	158	92	503	93	3	100	681	92.3
2 Yes	13	8	39	7	0	0	57	7.7
Valid responses =	171	23	542	73	3	0	738	92.3

Invalid responses include no response.



# AMERICAN COLLEGE HEALTH ASSOCIATION

American College Health Association-National College Health Assessment (ACHA-NCHA III)

Institutional Data Report - Spring 2020

FLORIDA ATLANTIC UNIVERSITY

American College Health Association  
8455 Colesville Road, Suite 740  
Silver Spring, MD 20910  
(410) 859-1500  
[www.acha.org](http://www.acha.org)

April 10, 2020

FREQUENCY REPORT

Number of Surveys (n) = 800 Web Surveys

**65B1) Please indicate in which of the following categories you have an other ongoing or chronic condition that has been diagnosed by a healthcare or mental health professional. (only includes students that selected having an other ongoing or chronic condition not listed above)**

**Allergic & immunologic disorder**

	Male		Female		Unknown		Total		Pct.
	Freq.	Pct.	Freq.	Pct.	Freq.	Pct.	Freq.	Pct.	
1 No	11	85	30	86	0	0	45	84.9	
2 Yes	2	15	5	14	0	0	8	15.1	
Valid responses =	13	25	35	66	0	0	53	6.6	

Invalid responses include no response.

**65B2) Please indicate in which of the following categories you have an other ongoing or chronic condition that has been diagnosed by a healthcare or mental health professional. (only includes students that selected having an other ongoing or chronic condition not listed above)**

**Autoimmune disorder**

	Male		Female		Unknown		Total		Pct.
	Freq.	Pct.	Freq.	Pct.	Freq.	Pct.	Freq.	Pct.	
1 No	9	69	26	77	0	0	39	75.0	
2 Yes	4	31	8	24	0	0	13	25.0	
Valid responses =	13	25	34	65	0	0	52	6.5	

Invalid responses include no response.

**65B3) Please indicate in which of the following categories you have an other ongoing or chronic condition that has been diagnosed by a healthcare or mental health professional. (only includes students that selected having an other ongoing or chronic condition not listed above)**

**Blood disorder**

	Male		Female		Unknown		Total		Pct.
	Freq.	Pct.	Freq.	Pct.	Freq.	Pct.	Freq.	Pct.	
1 No	11	85	29	85	0	0	42	80.8	
2 Yes	2	15	5	15	0	0	10	19.2	
Valid responses =	13	25	34	65	0	0	52	6.5	

Invalid responses include no response.

**65B4) Please indicate in which of the following categories you have an other ongoing or chronic condition that has been diagnosed by a healthcare or mental health professional. (only includes students that selected having an other ongoing or chronic condition not listed above)**

**Brain & nervous system disorder**

	Male		Female		Unknown		Total		Pct.
	Freq.	Pct.	Freq.	Pct.	Freq.	Pct.	Freq.	Pct.	
1 No	12	92	30	86	0	0	47	88.7	
2 Yes	1	8	5	14	0	0	6	11.3	
Valid responses =	13	25	35	66	0	0	53	6.6	

Invalid responses include no response.

**65B5) Please indicate in which of the following categories you have an other ongoing or chronic condition that has been diagnosed by a healthcare or mental health professional. (only includes students that selected having an other ongoing or chronic condition not listed above)**

**Hair, skin, nails disorder**

	Male		Female		Unknown		Total		Pct.
	Freq.	Pct.	Freq.	Pct.	Freq.	Pct.	Freq.	Pct.	
1 No	11	85	33	94	0	0	48	90.6	
2 Yes	2	15	2	6	0	0	5	9.4	
Valid responses =	13	25	35	66	0	0	53	6.6	

Invalid responses include no response.

**65B6) Please indicate in which of the following categories you have an other ongoing or chronic condition that has been diagnosed by a healthcare or mental health professional. (only includes students that selected having an other ongoing or chronic condition not listed above)**

**Digestive system disorder**

	Male		Female		Unknown		Total		Pct.
	Freq.	Pct.	Freq.	Pct.	Freq.	Pct.	Freq.	Pct.	
1 No	12	92	30	83	0	0	46	85.2	
2 Yes	1	8	6	17	0	0	8	14.8	
Valid responses =	13	24	36	67	0	0	54	6.8	

Invalid responses include no response.

**65B7) Please indicate in which of the following categories you have an other ongoing or chronic condition that has been diagnosed by a healthcare or mental health professional. (only includes students that selected having an other ongoing or chronic condition not listed above)**

**Endocrine system disorder**

	Male		Female		Unknown		Total		Pct.
	Freq.	Pct.	Freq.	Pct.	Freq.	Pct.	Freq.	Pct.	
1 No	12	92	30	86	0	0	46	86.8	
2 Yes	1	8	5	14	0	0	7	13.2	
Valid responses =	13	25	35	66	0	0	53	6.6	

Invalid responses include no response.





# AMERICAN COLLEGE HEALTH ASSOCIATION

American College Health Association-National College Health Assessment (ACHA-NCHA III)

Institutional Data Report - Spring 2020

FLORIDA ATLANTIC UNIVERSITY

American College Health Association  
8455 Colesville Road, Suite 740  
Silver Spring, MD 20910  
(410) 859-1500  
[www.acha.org](http://www.acha.org)

April 10, 2020

FREQUENCY REPORT

Number of Surveys (n) = 800 Web Surveys

**65B8) Please indicate in which of the following categories you have an other ongoing or chronic condition that has been diagnosed by a healthcare or mental health professional. (only includes students that selected having an other ongoing or chronic condition not listed above)**  
**Eye/ear/nose/throat disorder**

	Male		Female		Unknown		Total		Pct.
	Freq.	Pct.	Freq.	Pct.	Freq.	Pct.	Freq.	Pct.	
1 No	11	85	31	89	0	0	47	88.7	
2 Yes	2	15	4	11	0	0	6	11.3	
Valid responses =	13	25	35	66	0	0	53	6.6	

Invalid responses include no response.

**65B9) Please indicate in which of the following categories you have an other ongoing or chronic condition that has been diagnosed by a healthcare or mental health professional. (only includes students that selected having an other ongoing or chronic condition not listed above)**  
**Heart & vascular disorder**

	Male		Female		Unknown		Total		Pct.
	Freq.	Pct.	Freq.	Pct.	Freq.	Pct.	Freq.	Pct.	
1 No	13	100	33	94	0	0	51	96.2	
2 Yes	0	0	2	6	0	0	2	3.8	
Valid responses =	13	25	35	66	0	0	53	6.6	

Invalid responses include no response.

**65B10) Please indicate in which of the following categories you have an other ongoing or chronic condition that has been diagnosed by a healthcare or mental health professional. (only includes students that selected having an other ongoing or chronic condition not listed above)**  
**Infectious disease**

	Male		Female		Unknown		Total		Pct.
	Freq.	Pct.	Freq.	Pct.	Freq.	Pct.	Freq.	Pct.	
1 No	13	100	35	100	0	0	53	100.0	
2 Yes	0	0	0	0	0	0	0	0.0	
Valid responses =	13	25	35	66	0	0	53	6.6	

Invalid responses include no response.

**65B11) Please indicate in which of the following categories you have an other ongoing or chronic condition that has been diagnosed by a healthcare or mental health professional. (only includes students that selected having an other ongoing or chronic condition not listed above)**  
**Mental health/psychological disorder**

	Male		Female		Unknown		Total		Pct.
	Freq.	Pct.	Freq.	Pct.	Freq.	Pct.	Freq.	Pct.	
1 No	12	92	26	74	0	0	40	75.5	
2 Yes	1	8	9	26	0	0	13	24.5	
Valid responses =	13	25	35	66	0	0	53	6.6	

Invalid responses include no response.

**65B12) Please indicate in which of the following categories you have an other ongoing or chronic condition that has been diagnosed by a healthcare or mental health professional. (only includes students that selected having an other ongoing or chronic condition not listed above)**  
**Musculoskeletal disorder**

	Male		Female		Unknown		Total		Pct.
	Freq.	Pct.	Freq.	Pct.	Freq.	Pct.	Freq.	Pct.	
1 No	13	100	32	94	0	0	47	90.4	
2 Yes	0	0	2	6	0	0	5	9.6	
Valid responses =	13	25	34	65	0	0	52	6.5	

Invalid responses include no response.

**65B13) Please indicate in which of the following categories you have an other ongoing or chronic condition that has been diagnosed by a healthcare or mental health professional. (only includes students that selected having an other ongoing or chronic condition not listed above)**  
**Reproductive system disorder**

	Male		Female		Unknown		Total		Pct.
	Freq.	Pct.	Freq.	Pct.	Freq.	Pct.	Freq.	Pct.	
1 No	12	92	31	89	0	0	48	90.6	
2 Yes	1	8	4	11	0	0	5	9.4	
Valid responses =	13	25	35	66	0	0	53	6.6	

Invalid responses include no response.

**65B14) Please indicate in which of the following categories you have an other ongoing or chronic condition that has been diagnosed by a healthcare or mental health professional. (only includes students that selected having an other ongoing or chronic condition not listed above)**  
**Respiratory disorder**

	Male		Female		Unknown		Total		Pct.
	Freq.	Pct.	Freq.	Pct.	Freq.	Pct.	Freq.	Pct.	
1 No	11	85	33	94	0	0	49	92.5	
2 Yes	2	15	2	6	0	0	4	7.5	
Valid responses =	13	25	35	66	0	0	53	6.6	

Invalid responses include no response.



# AMERICAN COLLEGE HEALTH ASSOCIATION

American College Health Association-National College Health Assessment (ACHA-NCHA III)

Institutional Data Report - Spring 2020

American College Health Association  
8455 Colesville Road, Suite 740  
Silver Spring, MD 20910  
(410) 859-1500  
[www.acha.org](http://www.acha.org)

FLORIDA ATLANTIC UNIVERSITY

April 10, 2020

FREQUENCY REPORT

Number of Surveys (n) = 800 Web Surveys

**65B15) Please indicate in which of the following categories you have an other ongoing or chronic condition that has been diagnosed by a healthcare or mental health professional. (only includes students that selected having an other ongoing or chronic condition not listed above)**

**Sleep-wake disorder**

	Male		Female		Unknown		Total Freq.	Pct.
	Freq.	Pct.	Freq.	Pct.	Freq.	Pct.		
1 No	13	100	33	97	0	0	50	96.2
2 Yes	0	0	1	3	0	0	2	3.8
Valid responses =	13	25	34	65	0	0	52	6.5

Invalid responses include no response.

**65B16) Please indicate in which of the following categories you have an other ongoing or chronic condition that has been diagnosed by a healthcare or mental health professional. (only includes students that selected having an other ongoing or chronic condition not listed above)**

**Urinary system disorder**

	Male		Female		Unknown		Total Freq.	Pct.
	Freq.	Pct.	Freq.	Pct.	Freq.	Pct.		
1 No	13	100	33	94	0	0	51	96.2
2 Yes	0	0	2	6	0	0	2	3.8
Valid responses =	13	25	35	66	0	0	53	6.6

Invalid responses include no response.

**65B17) Please indicate in which of the following categories you have an other ongoing or chronic condition that has been diagnosed by a healthcare or mental health professional. (only includes students that selected having an other ongoing or chronic condition not listed above)**

**Other ongoing or chronic condition not previously reported**

	Male		Female		Unknown		Total Freq.	Pct.
	Freq.	Pct.	Freq.	Pct.	Freq.	Pct.		
1 No	9	82	17	81	0	0	28	80.0
2 Yes	2	18	4	19	0	0	7	20.0
Valid responses =	11	31	21	60	0	0	35	4.4

Invalid responses include no response.

**65C1) Have you ever been diagnosed with any of the following ongoing or chronic allergic & immunologic disorders? (only includes students that selected having an ongoing/chronic allergic & immunologic disorder not listed above)**

**Anaphylaxis**

	Male		Female		Unknown		Total Freq.	Pct.
	Freq.	Pct.	Freq.	Pct.	Freq.	Pct.		
1 No	2	100	3	60	0	0	6	75.0
2 Yes	0	0	2	40	0	0	2	25.0
Valid responses =	2	25	5	63	0	0	8	1.0

Invalid responses include no response.

**65C2) Have you ever been diagnosed with any of the following ongoing or chronic allergic & immunologic disorders? (only includes students that selected having an ongoing/chronic allergic & immunologic disorder not listed above)**

**Medication allergy**

	Male		Female		Unknown		Total Freq.	Pct.
	Freq.	Pct.	Freq.	Pct.	Freq.	Pct.		
1 No	1	50	3	60	0	0	4	50.0
2 Yes	1	50	2	40	0	0	4	50.0
Valid responses =	2	25	5	63	0	0	8	1.0

Invalid responses include no response.

**65C3) Have you ever been diagnosed with any of the following ongoing or chronic allergic & immunologic disorders? (only includes students that selected having an ongoing/chronic allergic & immunologic disorder not listed above)**

**Latex allergy**

	Male		Female		Unknown		Total Freq.	Pct.
	Freq.	Pct.	Freq.	Pct.	Freq.	Pct.		
1 No	2	100	5	100	0	0	8	100.0
2 Yes	0	0	0	0	0	0	0	0.0
Valid responses =	2	25	5	63	0	0	8	1.0

Invalid responses include no response.

**65C4) Have you ever been diagnosed with any of the following ongoing or chronic allergic & immunologic disorders? (only includes students that selected having an ongoing/chronic allergic & immunologic disorder not listed above)**

**Insect/bee sting allergy**

	Male		Female		Unknown		Total Freq.	Pct.
	Freq.	Pct.	Freq.	Pct.	Freq.	Pct.		
1 No	2	100	5	100	0	0	8	100.0
2 Yes	0	0	0	0	0	0	0	0.0
Valid responses =	2	25	5	63	0	0	8	1.0

Invalid responses include no response.



# AMERICAN COLLEGE HEALTH ASSOCIATION

American College Health Association-National College Health Assessment (ACHA-NCHA III)

Institutional Data Report - Spring 2020

FLORIDA ATLANTIC UNIVERSITY

American College Health Association  
8455 Colesville Road, Suite 740  
Silver Spring, MD 20910  
(410) 859-1500  
[www.acha.org](http://www.acha.org)

April 10, 2020

FREQUENCY REPORT

Number of Surveys (n) = 800 Web Surveys

### 65C5) Have you ever been diagnosed with any of the following ongoing or chronic allergic & immunologic disorders?

(only includes students that selected having an ongoing/chronic allergic & immunologic disorder not listed above)

#### Immune deficiency

	Male		Female		Unknown		Total Freq.	Pct.
	Freq.	Pct.	Freq.	Pct.	Freq.	Pct.		
1 No	1	50	3	60	0	0	4	50.0
2 Yes	1	50	2	40	0	0	4	50.0
Valid responses =	2	25	5	63	0	0	8	1.0

Invalid responses include no response.

### 65C6) Have you ever been diagnosed with any of the following ongoing or chronic allergic & immunologic disorders?

(only includes students that selected having an ongoing/chronic allergic & immunologic disorder not listed above)

#### Other allergic or immunologic condition not previously reported

	Male		Female		Unknown		Total Freq.	Pct.
	Freq.	Pct.	Freq.	Pct.	Freq.	Pct.		
1 No	1	100	4	100	0	0	6	100.0
2 Yes	0	0	0	0	0	0	0	0.0
Valid responses =	1	17	4	67	0	0	6	0.8

Invalid responses include no response.

### 65D1) Have you ever been diagnosed with any of the following ongoing or chronic autoimmune disorders?

(only includes students that selected having an ongoing/chronic autoimmune disorder not listed above)

#### Other allergic or immunologic condition

	Male		Female		Unknown		Total Freq.	Pct.
	Freq.	Pct.	Freq.	Pct.	Freq.	Pct.		
1 No	4	100	6	75	0	0	11	84.6
2 Yes	0	0	2	25	0	0	2	15.4
Valid responses =	4	31	8	62	0	0	13	1.6

Invalid responses include no response.

### 65D2) Have you ever been diagnosed with any of the following ongoing or chronic autoimmune disorders?

(only includes students that selected having an ongoing/chronic autoimmune disorder not listed above)

#### Rheumatoid Arthritis

	Male		Female		Unknown		Total Freq.	Pct.
	Freq.	Pct.	Freq.	Pct.	Freq.	Pct.		
1 No	4	100	8	100	0	0	13	100.0
2 Yes	0	0	0	0	0	0	0	0.0
Valid responses =	4	31	8	62	0	0	13	1.6

Invalid responses include no response.

### 65D3) Have you ever been diagnosed with any of the following ongoing or chronic autoimmune disorders?

(only includes students that selected having an ongoing/chronic autoimmune disorder not listed above)

#### Scleroderma

	Male		Female		Unknown		Total Freq.	Pct.
	Freq.	Pct.	Freq.	Pct.	Freq.	Pct.		
1 No	4	100	8	100	0	0	13	100.0
2 Yes	0	0	0	0	0	0	0	0.0
Valid responses =	4	31	8	62	0	0	13	1.6

Invalid responses include no response.

### 65D4) Have you ever been diagnosed with any of the following ongoing or chronic autoimmune disorders?

(only includes students that selected having an ongoing/chronic autoimmune disorder not listed above)

#### Systemic Lupus Erythematosus

	Male		Female		Unknown		Total Freq.	Pct.
	Freq.	Pct.	Freq.	Pct.	Freq.	Pct.		
1 No	4	100	8	100	0	0	13	100.0
2 Yes	0	0	0	0	0	0	0	0.0
Valid responses =	4	31	8	62	0	0	13	1.6

Invalid responses include no response.

### 65D5) Have you ever been diagnosed with any of the following ongoing or chronic autoimmune disorders?

(only includes students that selected having an ongoing/chronic autoimmune disorder not listed above)

#### Other autoimmune disorder not previously reported

	Male		Female		Unknown		Total Freq.	Pct.
	Freq.	Pct.	Freq.	Pct.	Freq.	Pct.		
1 No	1	33	2	25	0	0	3	27.3
2 Yes	2	67	6	75	0	0	8	72.7
Valid responses =	3	27	8	73	0	0	11	1.4

Invalid responses include no response.



# AMERICAN COLLEGE HEALTH ASSOCIATION

American College Health Association-National College Health Assessment (ACHA-NCHA III)

Institutional Data Report - Spring 2020

FLORIDA ATLANTIC UNIVERSITY

American College Health Association  
8455 Colesville Road, Suite 740  
Silver Spring, MD 20910  
(410) 859-1500  
[www.acha.org](http://www.acha.org)

April 10, 2020

FREQUENCY REPORT

Number of Surveys (n) = 800 Web Surveys

### 65E1) Have you ever been diagnosed with any of the following ongoing or chronic blood disorders?

(only includes students that selected having an ongoing/chronic blood disorder not listed above)

#### Anemia

	Male		Female		Unknown		Total Freq.	Pct.
	Freq.	Pct.	Freq.	Pct.	Freq.	Pct.		
1 No	2	100	1	20	0	0	4	40.0
2 Yes	0	0	4	80	0	0	6	60.0
Valid responses =	2	20	5	50	0	0	10	1.3

Invalid responses include no response.

### 65E2) Have you ever been diagnosed with any of the following ongoing or chronic blood disorders?

(only includes students that selected having an ongoing/chronic blood disorder not listed above)

#### Hemophilia

	Male		Female		Unknown		Total Freq.	Pct.
	Freq.	Pct.	Freq.	Pct.	Freq.	Pct.		
1 No	2	100	5	100	0	0	9	100.0
2 Yes	0	0	0	0	0	0	0	0.0
Valid responses =	2	22	5	56	0	0	9	1.1

Invalid responses include no response.

### 65E3) Have you ever been diagnosed with any of the following ongoing or chronic blood disorders?

(only includes students that selected having an ongoing/chronic blood disorder not listed above)

#### Hypercoagulable states

	Male		Female		Unknown		Total Freq.	Pct.
	Freq.	Pct.	Freq.	Pct.	Freq.	Pct.		
1 No	1	50	5	100	0	0	8	88.9
2 Yes	1	50	0	0	0	0	1	11.1
Valid responses =	2	22	5	56	0	0	9	1.1

Invalid responses include no response.

### 65E4) Have you ever been diagnosed with any of the following ongoing or chronic blood disorders?

(only includes students that selected having an ongoing/chronic blood disorder not listed above)

#### Platelet Conditions

	Male		Female		Unknown		Total Freq.	Pct.
	Freq.	Pct.	Freq.	Pct.	Freq.	Pct.		
1 No	1	50	4	80	0	0	6	66.7
2 Yes	1	50	1	20	0	0	3	33.3
Valid responses =	2	22	5	56	0	0	9	1.1

Invalid responses include no response.

### 65E5) Have you ever been diagnosed with any of the following ongoing or chronic blood disorders?

(only includes students that selected having an ongoing/chronic blood disorder not listed above)

#### Sickle Cell Disease

	Male		Female		Unknown		Total Freq.	Pct.
	Freq.	Pct.	Freq.	Pct.	Freq.	Pct.		
1 No	2	100	5	100	0	0	9	100.0
2 Yes	0	0	0	0	0	0	0	0.0
Valid responses =	2	22	5	56	0	0	9	1.1

Invalid responses include no response.

### 65E6) Have you ever been diagnosed with any of the following ongoing or chronic blood disorders?

(only includes students that selected having an ongoing/chronic blood disorder not listed above)

#### Other blood condition not previously reported

	Male		Female		Unknown		Total Freq.	Pct.
	Freq.	Pct.	Freq.	Pct.	Freq.	Pct.		
1 No	1	100	4	80	0	0	7	77.8
2 Yes	0	0	1	20	0	0	2	22.2
Valid responses =	1	11	5	56	0	0	9	1.1

Invalid responses include no response.

### 65F1) Have you ever been diagnosed with any of the following ongoing or chronic brain & nervous system disorders?

(only includes students that selected having an ongoing/chronic brain & nervous system disorder not listed above)

#### Cerebral Palsy

	Male		Female		Unknown		Total Freq.	Pct.
	Freq.	Pct.	Freq.	Pct.	Freq.	Pct.		
1 No	1	100	5	100	0	0	6	100.0
2 Yes	0	0	0	0	0	0	0	0.0
Valid responses =	1	17	5	83	0	0	6	0.8

Invalid responses include no response.



# AMERICAN COLLEGE HEALTH ASSOCIATION

American College Health Association-National College Health Assessment (ACHA-NCHA III)

Institutional Data Report - Spring 2020

FLORIDA ATLANTIC UNIVERSITY

American College Health Association  
8455 Colesville Road, Suite 740  
Silver Spring, MD 20910  
(410) 859-1500  
[www.acha.org](http://www.acha.org)

April 10, 2020

FREQUENCY REPORT

Number of Surveys (n) = 800 Web Surveys

## 65F2) Have you ever been diagnosed with any of the following ongoing or chronic brain & nervous system disorders?

(only includes students that selected having an ongoing/chronic brain & nervous system disorder not listed above)

### Epilepsy

	Male		Female		Unknown		Total Freq.	Pct.
	Freq.	Pct.	Freq.	Pct.	Freq.	Pct.		
1 No	1	100	5	100	0	0	6	100.0
2 Yes	0	0	0	0	0	0	0	0.0
Valid responses =	1	17	5	83	0	0	6	0.8

Invalid responses include no response.

## 65F3) Have you ever been diagnosed with any of the following ongoing or chronic brain & nervous system disorders?

(only includes students that selected having an ongoing/chronic brain & nervous system disorder not listed above)

### Seizure Conditions

	Male		Female		Unknown		Total Freq.	Pct.
	Freq.	Pct.	Freq.	Pct.	Freq.	Pct.		
1 No	1	100	5	100	0	0	6	100.0
2 Yes	0	0	0	0	0	0	0	0.0
Valid responses =	1	17	5	83	0	0	6	0.8

Invalid responses include no response.

## 65F4) Have you ever been diagnosed with any of the following ongoing or chronic brain & nervous system disorders?

(only includes students that selected having an ongoing/chronic brain & nervous system disorder not listed above)

### Multiple Sclerosis

	Male		Female		Unknown		Total Freq.	Pct.
	Freq.	Pct.	Freq.	Pct.	Freq.	Pct.		
1 No	1	100	4	100	0	0	5	100.0
2 Yes	0	0	0	0	0	0	0	0.0
Valid responses =	1	20	4	80	0	0	5	0.6

Invalid responses include no response.

## 65F5) Have you ever been diagnosed with any of the following ongoing or chronic brain & nervous system disorders?

(only includes students that selected having an ongoing/chronic brain & nervous system disorder not listed above)

### Other brain or nervous system condition not previously reported

	Male		Female		Unknown		Total Freq.	Pct.
	Freq.	Pct.	Freq.	Pct.	Freq.	Pct.		
1 No	0	0	2	50	0	0	2	40.0
2 Yes	1	100	2	50	0	0	3	60.0
Valid responses =	1	20	4	80	0	0	5	0.6

Invalid responses include no response.

## 65G1) Have you ever been diagnosed with any of the following ongoing or chronic hair, skin, nail disorders?

(only includes students that selected having an ongoing/chronic hair, skin, nail disorder not listed above)

### Alopecia

	Male		Female		Unknown		Total Freq.	Pct.
	Freq.	Pct.	Freq.	Pct.	Freq.	Pct.		
1 No	2	100	2	100	0	0	5	100.0
2 Yes	0	0	0	0	0	0	0	0.0
Valid responses =	2	40	2	40	0	0	5	0.6

Invalid responses include no response.

## 65G2) Have you ever been diagnosed with any of the following ongoing or chronic hair, skin, nail disorders?

(only includes students that selected having an ongoing/chronic hair, skin, nail disorder not listed above)

### Eczema

	Male		Female		Unknown		Total Freq.	Pct.
	Freq.	Pct.	Freq.	Pct.	Freq.	Pct.		
1 No	1	50	2	100	0	0	4	80.0
2 Yes	1	50	0	0	0	0	1	20.0
Valid responses =	2	40	2	40	0	0	5	0.6

Invalid responses include no response.

## 65G3) Have you ever been diagnosed with any of the following ongoing or chronic hair, skin, nail disorders?

(only includes students that selected having an ongoing/chronic hair, skin, nail disorder not listed above)

### Hirsutism

	Male		Female		Unknown		Total Freq.	Pct.
	Freq.	Pct.	Freq.	Pct.	Freq.	Pct.		
1 No	2	100	2	100	0	0	5	100.0
2 Yes	0	0	0	0	0	0	0	0.0
Valid responses =	2	40	2	40	0	0	5	0.6

Invalid responses include no response.



# AMERICAN COLLEGE HEALTH ASSOCIATION

American College Health Association-National College Health Assessment (ACHA-NCHA III)

Institutional Data Report - Spring 2020

FLORIDA ATLANTIC UNIVERSITY

American College Health Association  
8455 Colesville Road, Suite 740  
Silver Spring, MD 20910  
(410) 859-1500  
[www.acha.org](http://www.acha.org)

April 10, 2020

FREQUENCY REPORT

Number of Surveys (n) = 800 Web Surveys

**65G4) Have you ever been diagnosed with any of the following ongoing or chronic hair, skin, nail disorders?**

(only includes students that selected having an ongoing/chronic hair, skin, nail disorder not listed above)

**Hyperhidrosis**

	Male		Female		Unknown		Total Freq.	Pct.
	Freq.	Pct.	Freq.	Pct.	Freq.	Pct.		
1 No	2	100	2	100	0	0	5	100.0
2 Yes	0	0	0	0	0	0	0	0.0
Valid responses =	2	40	2	40	0	0	5	0.6

Invalid responses include no response.

**65G5) Have you ever been diagnosed with any of the following ongoing or chronic hair, skin, nail disorders?**

(only includes students that selected having an ongoing/chronic hair, skin, nail disorder not listed above)

**Photodermatitis**

	Male		Female		Unknown		Total Freq.	Pct.
	Freq.	Pct.	Freq.	Pct.	Freq.	Pct.		
1 No	2	100	2	100	0	0	5	100.0
2 Yes	0	0	0	0	0	0	0	0.0
Valid responses =	2	40	2	40	0	0	5	0.6

Invalid responses include no response.

**65G6) Have you ever been diagnosed with any of the following ongoing or chronic hair, skin, nail disorders?**

(only includes students that selected having an ongoing/chronic hair, skin, nail disorder not listed above)

**Psoriasis**

	Male		Female		Unknown		Total Freq.	Pct.
	Freq.	Pct.	Freq.	Pct.	Freq.	Pct.		
1 No	2	100	2	100	0	0	5	100.0
2 Yes	0	0	0	0	0	0	0	0.0
Valid responses =	2	40	2	40	0	0	5	0.6

Invalid responses include no response.

**65G7) Have you ever been diagnosed with any of the following ongoing or chronic hair, skin, nail disorders?**

(only includes students that selected having an ongoing/chronic hair, skin, nail disorder not listed above)

**Vitiligo**

	Male		Female		Unknown		Total Freq.	Pct.
	Freq.	Pct.	Freq.	Pct.	Freq.	Pct.		
1 No	2	100	1	50	0	0	4	80.0
2 Yes	0	0	1	50	0	0	1	20.0
Valid responses =	2	40	2	40	0	0	5	0.6

Invalid responses include no response.

**65G8) Have you ever been diagnosed with any of the following ongoing or chronic hair, skin, nail disorders?**

(only includes students that selected having an ongoing/chronic hair, skin, nail disorder not listed above)

**Other hair, skin, or nail condition not previously reported**

	Male		Female		Unknown		Total Freq.	Pct.
	Freq.	Pct.	Freq.	Pct.	Freq.	Pct.		
1 No	1	50	2	100	0	0	4	80.0
2 Yes	1	50	0	0	0	0	1	20.0
Valid responses =	2	40	2	40	0	0	5	0.6

Invalid responses include no response.

**65H1) Have you ever been diagnosed with any of the following ongoing or chronic digestive system disorders?**

(only includes students that selected having an ongoing/chronic digestive system disorder not listed above)

**Crohn's Disease**

	Male		Female		Unknown		Total Freq.	Pct.
	Freq.	Pct.	Freq.	Pct.	Freq.	Pct.		
1 No	1	100	6	100	0	0	7	87.5
2 Yes	0	0	0	0	0	0	1	12.5
Valid responses =	1	13	6	75	0	0	8	1.0

Invalid responses include no response.

**65H2) Have you ever been diagnosed with any of the following ongoing or chronic digestive system disorders?**

(only includes students that selected having an ongoing/chronic digestive system disorder not listed above)

**Diverticular Disease**

	Male		Female		Unknown		Total Freq.	Pct.
	Freq.	Pct.	Freq.	Pct.	Freq.	Pct.		
1 No	1	100	6	100	0	0	8	100.0
2 Yes	0	0	0	0	0	0	0	0.0
Valid responses =	1	13	6	75	0	0	8	1.0

Invalid responses include no response.



# AMERICAN COLLEGE HEALTH ASSOCIATION

American College Health Association-National College Health Assessment (ACHA-NCHA III)

Institutional Data Report - Spring 2020

FLORIDA ATLANTIC UNIVERSITY

American College Health Association  
8455 Colesville Road, Suite 740  
Silver Spring, MD 20910  
(410) 859-1500  
[www.acha.org](http://www.acha.org)

April 10, 2020

FREQUENCY REPORT

Number of Surveys (n) = 800 Web Surveys

### 65H3) Have you ever been diagnosed with any of the following ongoing or chronic digestive system disorders?

(only includes students that selected having an ongoing/chronic digestive system disorder not listed above)

#### Esophageal Disease

	Male		Female		Unknown		Total Freq.	Pct.
	Freq.	Pct.	Freq.	Pct.	Freq.	Pct.		
1 No	1	100	6	100	0	0	8	100.0
2 Yes	0	0	0	0	0	0	0	0.0
Valid responses =	1	13	6	75	0	0	8	1.0

Invalid responses include no response.

### 65H4) Have you ever been diagnosed with any of the following ongoing or chronic digestive system disorders?

(only includes students that selected having an ongoing/chronic digestive system disorder not listed above)

#### Gallbladder Disease

	Male		Female		Unknown		Total Freq.	Pct.
	Freq.	Pct.	Freq.	Pct.	Freq.	Pct.		
1 No	1	100	6	100	0	0	8	100.0
2 Yes	0	0	0	0	0	0	0	0.0
Valid responses =	1	13	6	75	0	0	8	1.0

Invalid responses include no response.

### 65H5) Have you ever been diagnosed with any of the following ongoing or chronic digestive system disorders?

(only includes students that selected having an ongoing/chronic digestive system disorder not listed above)

#### Ulcerative Colitis

	Male		Female		Unknown		Total Freq.	Pct.
	Freq.	Pct.	Freq.	Pct.	Freq.	Pct.		
1 No	1	100	5	83	0	0	7	87.5
2 Yes	0	0	1	17	0	0	1	12.5
Valid responses =	1	13	6	75	0	0	8	1.0

Invalid responses include no response.

### 65H6) Have you ever been diagnosed with any of the following ongoing or chronic digestive system disorders?

(only includes students that selected having an ongoing/chronic digestive system disorder not listed above)

#### Other digestive system condition not previously reported

	Male		Female		Unknown		Total Freq.	Pct.
	Freq.	Pct.	Freq.	Pct.	Freq.	Pct.		
1 No	0	0	2	40	0	0	2	33.3
2 Yes	1	100	3	60	0	0	4	66.7
Valid responses =	1	17	5	83	0	0	6	0.8

Invalid responses include no response.

### 65J1) Have you ever been diagnosed with any of the following ongoing or chronic eye, ear, nose, throat disorders?

(only includes students that selected having an ongoing/chronic eye, ear, nose, throat disorder not listed above)

#### Hearing loss

	Male		Female		Unknown		Total Freq.	Pct.
	Freq.	Pct.	Freq.	Pct.	Freq.	Pct.		
1 No	1	50	3	75	0	0	4	66.7
2 Yes	1	50	1	25	0	0	2	33.3
Valid responses =	2	33	4	67	0	0	6	0.8

Invalid responses include no response.

### 65J2) Have you ever been diagnosed with any of the following ongoing or chronic eye, ear, nose, throat disorders?

(only includes students that selected having an ongoing/chronic eye, ear, nose, throat disorder not listed above)

#### Uveitis

	Male		Female		Unknown		Total Freq.	Pct.
	Freq.	Pct.	Freq.	Pct.	Freq.	Pct.		
1 No	2	100	4	100	0	0	6	100.0
2 Yes	0	0	0	0	0	0	0	0.0
Valid responses =	2	33	4	67	0	0	6	0.8

Invalid responses include no response.

### 65J3) Have you ever been diagnosed with any of the following ongoing or chronic eye, ear, nose, throat disorders?

(only includes students that selected having an ongoing/chronic eye, ear, nose, throat disorder not listed above)

#### Vertigo

	Male		Female		Unknown		Total Freq.	Pct.
	Freq.	Pct.	Freq.	Pct.	Freq.	Pct.		
1 No	2	100	4	100	0	0	6	100.0
2 Yes	0	0	0	0	0	0	0	0.0
Valid responses =	2	33	4	67	0	0	6	0.8

Invalid responses include no response.



# AMERICAN COLLEGE HEALTH ASSOCIATION

American College Health Association-National College Health Assessment (ACHA-NCHA III)

Institutional Data Report - Spring 2020

FLORIDA ATLANTIC UNIVERSITY

American College Health Association  
8455 Colesville Road, Suite 740  
Silver Spring, MD 20910  
(410) 859-1500

April 10, 2020  
FREQUENCY REPORT  
Number of Surveys (n) =

800 Web Surveys

[www.acha.org](http://www.acha.org)

## 65J4) Have you ever been diagnosed with any of the following ongoing or chronic eye, ear, nose, throat disorders?

(only includes students that selected having an ongoing/chronic eye, ear, nose, throat disorder not listed above)

Other eye/ear/nose/throat condition not previously reported

	Male		Female		Unknown		Total Freq.	Pct.
	Freq.	Pct.	Freq.	Pct.	Freq.	Pct.		
1 No	1	50	0	0	0	0	1	25.0
2 Yes	1	50	2	100	0	0	3	75.0
Valid responses =	2	50	2	50	0	0	4	0.5

Invalid responses include no response.

## 65K1) Have you ever been diagnosed with any of the following ongoing or chronic heart & vascular system disorders?

(only includes students that selected having an ongoing/chronic heart & vascular system disorder not listed above)

Cardiac Arrhythmia

	Male		Female		Unknown		Total Freq.	Pct.
	Freq.	Pct.	Freq.	Pct.	Freq.	Pct.		
1 No	0	0	2	100	0	0	2	100.0
2 Yes	0	0	0	0	0	0	0	0.0
Valid responses =	0	0	2	100	0	0	2	0.3

Invalid responses include no response.

## 65K2) Have you ever been diagnosed with any of the following ongoing or chronic heart & vascular system disorders?

(only includes students that selected having an ongoing/chronic heart & vascular system disorder not listed above)

Coronary Artery Disease

	Male		Female		Unknown		Total Freq.	Pct.
	Freq.	Pct.	Freq.	Pct.	Freq.	Pct.		
1 No	0	0	2	100	0	0	2	100.0
2 Yes	0	0	0	0	0	0	0	0.0
Valid responses =	0	0	2	100	0	0	2	0.3

Invalid responses include no response.

## 65K3) Have you ever been diagnosed with any of the following ongoing or chronic heart & vascular system disorders?

(only includes students that selected having an ongoing/chronic heart & vascular system disorder not listed above)

Congenital Heart Condition

	Male		Female		Unknown		Total Freq.	Pct.
	Freq.	Pct.	Freq.	Pct.	Freq.	Pct.		
1 No	0	0	2	100	0	0	2	100.0
2 Yes	0	0	0	0	0	0	0	0.0
Valid responses =	0	0	2	100	0	0	2	0.3

Invalid responses include no response.

## 65K4) Have you ever been diagnosed with any of the following ongoing or chronic heart & vascular system disorders?

(only includes students that selected having an ongoing/chronic heart & vascular system disorder not listed above)

Congestive Heart Failure

	Male		Female		Unknown		Total Freq.	Pct.
	Freq.	Pct.	Freq.	Pct.	Freq.	Pct.		
1 No	0	0	2	100	0	0	2	100.0
2 Yes	0	0	0	0	0	0	0	0.0
Valid responses =	0	0	2	100	0	0	2	0.3

Invalid responses include no response.

## 65K5) Have you ever been diagnosed with any of the following ongoing or chronic heart & vascular system disorders?

(only includes students that selected having an ongoing/chronic heart & vascular system disorder not listed above)

Heart Murmur

	Male		Female		Unknown		Total Freq.	Pct.
	Freq.	Pct.	Freq.	Pct.	Freq.	Pct.		
1 No	0	0	2	100	0	0	2	100.0
2 Yes	0	0	0	0	0	0	0	0.0
Valid responses =	0	0	2	100	0	0	2	0.3

Invalid responses include no response.

## 65K6) Have you ever been diagnosed with any of the following ongoing or chronic heart & vascular system disorders?

(only includes students that selected having an ongoing/chronic heart & vascular system disorder not listed above)

Valvular Heart Disease (for example: Mitral valve prolapse)

	Male		Female		Unknown		Total Freq.	Pct.
	Freq.	Pct.	Freq.	Pct.	Freq.	Pct.		
1 No	0	0	2	100	0	0	2	100.0
2 Yes	0	0	0	0	0	0	0	0.0
Valid responses =	0	0	2	100	0	0	2	0.3

Invalid responses include no response.





# AMERICAN COLLEGE HEALTH ASSOCIATION

American College Health Association-National College Health Assessment (ACHA-NCHA III)

Institutional Data Report - Spring 2020

FLORIDA ATLANTIC UNIVERSITY

American College Health Association  
8455 Colesville Road, Suite 740  
Silver Spring, MD 20910  
(410) 859-1500  
[www.acha.org](http://www.acha.org)

April 10, 2020

FREQUENCY REPORT

Number of Surveys (n) = 800 Web Surveys

## 65K7) Have you ever been diagnosed with any of the following ongoing or chronic heart & vascular system disorders?

(only includes students that selected having an ongoing/chronic heart & vascular system disorder not listed above)

Other heart or vascular condition not previously reported

	Male		Female		Unknown		Total Freq.	Pct.
	Freq.	Pct.	Freq.	Pct.	Freq.	Pct.		
1 No	0	0	0	0	0	0	0	0.0
2 Yes	0	0	2	100	0	0	2	100.0
Valid responses =	0	0	2	100	0	0	2	0.3

Invalid responses include no response.

## 65L1) Have you ever been diagnosed with any of the following ongoing or chronic infectious diseases?

(only includes students that selected having an ongoing/chronic infectious disease not listed above)

Lyme Disease

	Male		Female		Unknown		Total Freq.	Pct.
	Freq.	Pct.	Freq.	Pct.	Freq.	Pct.		
1 No	0	0	0	0	0	0	0	0.0
2 Yes	0	0	0	0	0	0	0	0.0
Valid responses =	0	0	0	0	0	0	0	0.0

Invalid responses include no response.

## 65L2) Have you ever been diagnosed with any of the following ongoing or chronic infectious diseases?

(only includes students that selected having an ongoing/chronic infectious disease not listed above)

Other infectious disease not previously reported

	Male		Female		Unknown		Total Freq.	Pct.
	Freq.	Pct.	Freq.	Pct.	Freq.	Pct.		
1 No	0	0	0	0	0	0	0	0.0
2 Yes	0	0	0	0	0	0	0	0.0
Valid responses =	0	0	0	0	0	0	0	0.0

Invalid responses include no response.

## 65N1) Have you ever been diagnosed with any of the following ongoing or chronic musculoskeletal disorders?

(only includes students that selected having an ongoing/chronic musculoskeletal disorders not listed above)

Carpal Tunnel Syndrome

	Male		Female		Unknown		Total Freq.	Pct.
	Freq.	Pct.	Freq.	Pct.	Freq.	Pct.		
1 No	0	0	2	100	0	0	4	100.0
2 Yes	0	0	0	0	0	0	0	0.0
Valid responses =	0	0	2	50	0	0	4	0.5

Invalid responses include no response.

## 65N2) Have you ever been diagnosed with any of the following ongoing or chronic musculoskeletal disorders?

(only includes students that selected having an ongoing/chronic musculoskeletal disorders not listed above)

Fibromyalgia

	Male		Female		Unknown		Total Freq.	Pct.
	Freq.	Pct.	Freq.	Pct.	Freq.	Pct.		
1 No	0	0	2	100	0	0	3	60.0
2 Yes	0	0	0	0	0	0	2	40.0
Valid responses =	0	0	2	40	0	0	5	0.6

Invalid responses include no response.

## 65N3) Have you ever been diagnosed with any of the following ongoing or chronic musculoskeletal disorders?

(only includes students that selected having an ongoing/chronic musculoskeletal disorders not listed above)

Gout

	Male		Female		Unknown		Total Freq.	Pct.
	Freq.	Pct.	Freq.	Pct.	Freq.	Pct.		
1 No	0	0	2	100	0	0	4	100.0
2 Yes	0	0	0	0	0	0	0	0.0
Valid responses =	0	0	2	50	0	0	4	0.5

Invalid responses include no response.

## 65N4) Have you ever been diagnosed with any of the following ongoing or chronic musculoskeletal disorders?

(only includes students that selected having an ongoing/chronic musculoskeletal disorders not listed above)

Muscular Dystrophy

	Male		Female		Unknown		Total Freq.	Pct.
	Freq.	Pct.	Freq.	Pct.	Freq.	Pct.		
1 No	0	0	2	100	0	0	4	100.0
2 Yes	0	0	0	0	0	0	0	0.0
Valid responses =	0	0	2	50	0	0	4	0.5

Invalid responses include no response.



# AMERICAN COLLEGE HEALTH ASSOCIATION

American College Health Association-National College Health Assessment (ACHA-NCHA III)

Institutional Data Report - Spring 2020

FLORIDA ATLANTIC UNIVERSITY

American College Health Association  
8455 Colesville Road, Suite 740  
Silver Spring, MD 20910  
(410) 859-1500  
[www.acha.org](http://www.acha.org)

April 10, 2020

FREQUENCY REPORT

Number of Surveys (n) = 800 Web Surveys

## 65N5) Have you ever been diagnosed with any of the following ongoing or chronic musculoskeletal disorders?

(only includes students that selected having an ongoing/chronic musculoskeletal disorders not listed above)

### Osteoarthritis

	Male		Female		Unknown		Total Freq.	Pct.
	Freq.	Pct.	Freq.	Pct.	Freq.	Pct.		
1 No	0	0	1	50	0	0	3	75.0
2 Yes	0	0	1	50	0	0	1	25.0
Valid responses =	0	0	2	50	0	0	4	0.5

Invalid responses include no response.

## 65N6) Have you ever been diagnosed with any of the following ongoing or chronic musculoskeletal disorders?

(only includes students that selected having an ongoing/chronic musculoskeletal disorders not listed above)

### Osteoporosis

	Male		Female		Unknown		Total Freq.	Pct.
	Freq.	Pct.	Freq.	Pct.	Freq.	Pct.		
1 No	0	0	2	100	0	0	3	75.0
2 Yes	0	0	0	0	0	0	1	25.0
Valid responses =	0	0	2	50	0	0	4	0.5

Invalid responses include no response.

## 65N7) Have you ever been diagnosed with any of the following ongoing or chronic musculoskeletal disorders?

(only includes students that selected having an ongoing/chronic musculoskeletal disorders not listed above)

### Temporomandibular Joint Dysfunction

	Male		Female		Unknown		Total Freq.	Pct.
	Freq.	Pct.	Freq.	Pct.	Freq.	Pct.		
1 No	0	0	1	50	0	0	3	75.0
2 Yes	0	0	1	50	0	0	1	25.0
Valid responses =	0	0	2	50	0	0	4	0.5

Invalid responses include no response.

## 65N8) Have you ever been diagnosed with any of the following ongoing or chronic musculoskeletal disorders?

(only includes students that selected having an ongoing/chronic musculoskeletal disorders not listed above)

### Other musculoskeletal condition not previously reported

	Male		Female		Unknown		Total Freq.	Pct.
	Freq.	Pct.	Freq.	Pct.	Freq.	Pct.		
1 No	0	0	1	50	0	0	2	50.0
2 Yes	0	0	1	50	0	0	2	50.0
Valid responses =	0	0	2	50	0	0	4	0.5

Invalid responses include no response.

## 65O1) Have you ever been diagnosed with any of the following ongoing or chronic reproductive system disorders?

(only includes students that selected having an ongoing/chronic reproductive system disorders not listed above)

### Amenorrhea

	Male		Female		Unknown		Total Freq.	Pct.
	Freq.	Pct.	Freq.	Pct.	Freq.	Pct.		
1 No	1	100	4	100	0	0	5	100.0
2 Yes	0	0	0	0	0	0	0	0.0
Valid responses =	1	20	4	80	0	0	5	0.6

Invalid responses include no response.

## 65O2) Have you ever been diagnosed with any of the following ongoing or chronic reproductive system disorders?

(only includes students that selected having an ongoing/chronic reproductive system disorders not listed above)

### Cervical Dysplasia

	Male		Female		Unknown		Total Freq.	Pct.
	Freq.	Pct.	Freq.	Pct.	Freq.	Pct.		
1 No	1	100	4	100	0	0	5	100.0
2 Yes	0	0	0	0	0	0	0	0.0
Valid responses =	1	20	4	80	0	0	5	0.6

Invalid responses include no response.

## 65O3) Have you ever been diagnosed with any of the following ongoing or chronic reproductive system disorders?

(only includes students that selected having an ongoing/chronic reproductive system disorders not listed above)

### Premenstrual Syndrome (PMS), Premenstrual Dysphoric Disorder (PMDD), or painful periods (Dysmenorrhea)

	Male		Female		Unknown		Total Freq.	Pct.
	Freq.	Pct.	Freq.	Pct.	Freq.	Pct.		
1 No	1	100	1	25	0	0	2	40.0
2 Yes	0	0	3	75	0	0	3	60.0
Valid responses =	1	20	4	80	0	0	5	0.6

Invalid responses include no response.



# AMERICAN COLLEGE HEALTH ASSOCIATION

American College Health Association-National College Health Assessment (ACHA-NCHA III)

Institutional Data Report - Spring 2020

FLORIDA ATLANTIC UNIVERSITY

American College Health Association  
8455 Colesville Road, Suite 740  
Silver Spring, MD 20910  
(410) 859-1500  
[www.acha.org](http://www.acha.org)

April 10, 2020

FREQUENCY REPORT

Number of Surveys (n) = 800 Web Surveys

## 6504) Have you ever been diagnosed with any of the following ongoing or chronic reproductive system disorders?

(only includes students that selected having an ongoing/chronic reproductive system disorders not listed above)

### Prostatitis

	Male		Female		Unknown		Total Freq.	Pct.
	Freq.	Pct.	Freq.	Pct.	Freq.	Pct.		
1 No	1	100	4	100	0	0	5	100.0
2 Yes	0	0	0	0	0	0	0	0.0
Valid responses =	1	20	4	80	0	0	5	0.6

Invalid responses include no response.

## 6505) Have you ever been diagnosed with any of the following ongoing or chronic reproductive system disorders?

(only includes students that selected having an ongoing/chronic reproductive system disorders not listed above)

### Sexual Dysfunction

	Male		Female		Unknown		Total Freq.	Pct.
	Freq.	Pct.	Freq.	Pct.	Freq.	Pct.		
1 No	1	100	4	100	0	0	5	100.0
2 Yes	0	0	0	0	0	0	0	0.0
Valid responses =	1	20	4	80	0	0	5	0.6

Invalid responses include no response.

## 6506) Have you ever been diagnosed with any of the following ongoing or chronic reproductive system disorders?

(only includes students that selected having an ongoing/chronic reproductive system disorders not listed above)

### Other reproductive system condition not previously reported

	Male		Female		Unknown		Total Freq.	Pct.
	Freq.	Pct.	Freq.	Pct.	Freq.	Pct.		
1 No	0	0	2	50	0	0	2	40.0
2 Yes	1	100	2	50	0	0	3	60.0
Valid responses =	1	20	4	80	0	0	5	0.6

Invalid responses include no response.

## 65P1) Have you ever been diagnosed with any of the following ongoing or chronic respiratory system disorders?

(only includes students that selected having an ongoing/chronic respiratory system disorders not listed above)

### Cystic Fibrosis

	Male		Female		Unknown		Total Freq.	Pct.
	Freq.	Pct.	Freq.	Pct.	Freq.	Pct.		
1 No	2	100	2	100	0	0	4	100.0
2 Yes	0	0	0	0	0	0	0	0.0
Valid responses =	2	50	2	50	0	0	4	0.5

Invalid responses include no response.

## 65P2) Have you ever been diagnosed with any of the following ongoing or chronic respiratory system disorders?

(only includes students that selected having an ongoing/chronic respiratory system disorders not listed above)

### Sarcoidosis

	Male		Female		Unknown		Total Freq.	Pct.
	Freq.	Pct.	Freq.	Pct.	Freq.	Pct.		
1 No	2	100	2	100	0	0	4	100.0
2 Yes	0	0	0	0	0	0	0	0.0
Valid responses =	2	50	2	50	0	0	4	0.5

Invalid responses include no response.

## 65P3) Have you ever been diagnosed with any of the following ongoing or chronic respiratory system disorders?

(only includes students that selected having an ongoing/chronic respiratory system disorders not listed above)

### Active Tuberculous

	Male		Female		Unknown		Total Freq.	Pct.
	Freq.	Pct.	Freq.	Pct.	Freq.	Pct.		
1 No	2	100	2	100	0	0	4	100.0
2 Yes	0	0	0	0	0	0	0	0.0
Valid responses =	2	50	2	50	0	0	4	0.5

Invalid responses include no response.

## 65P4) Have you ever been diagnosed with any of the following ongoing or chronic respiratory system disorders?

(only includes students that selected having an ongoing/chronic respiratory system disorders not listed above)

### Other respiratory system condition not previously reported

	Male		Female		Unknown		Total Freq.	Pct.
	Freq.	Pct.	Freq.	Pct.	Freq.	Pct.		
1 No	0	0	1	50	0	0	1	50.0
2 Yes	0	0	1	50	0	0	1	50.0
Valid responses =	0	0	2	100	0	0	2	0.3

Invalid responses include no response.



# AMERICAN COLLEGE HEALTH ASSOCIATION

American College Health Association-National College Health Assessment (ACHA-NCHA III)

Institutional Data Report - Spring 2020

FLORIDA ATLANTIC UNIVERSITY

American College Health Association  
8455 Colesville Road, Suite 740  
Silver Spring, MD 20910  
(410) 859-1500  
[www.acha.org](http://www.acha.org)

April 10, 2020

FREQUENCY REPORT

Number of Surveys (n) = 800 Web Surveys

## 65Q1) Have you ever been diagnosed with any of the following ongoing or chronic sleep-wake disorders?

(only includes students that selected having an ongoing/chronic sleep-wake disorders not listed above)

### Hypersomnolence

	Male		Female		Unknown		Total Freq.	Pct.
	Freq.	Pct.	Freq.	Pct.	Freq.	Pct.		
1 No	0	0	1	100	0	0	1	100.0
2 Yes	0	0	0	0	0	0	0	0.0
Valid responses =	0	0	1	100	0	0	1	0.1

Invalid responses include no response.

## 65Q2) Have you ever been diagnosed with any of the following ongoing or chronic sleep-wake disorders?

(only includes students that selected having an ongoing/chronic sleep-wake disorders not listed above)

### Narcolepsy

	Male		Female		Unknown		Total Freq.	Pct.
	Freq.	Pct.	Freq.	Pct.	Freq.	Pct.		
1 No	0	0	1	100	0	0	1	100.0
2 Yes	0	0	0	0	0	0	0	0.0
Valid responses =	0	0	1	100	0	0	1	0.1

Invalid responses include no response.

## 65Q3) Have you ever been diagnosed with any of the following ongoing or chronic sleep-wake disorders?

(only includes students that selected having an ongoing/chronic sleep-wake disorders not listed above)

### Restless Leg Syndrome

	Male		Female		Unknown		Total Freq.	Pct.
	Freq.	Pct.	Freq.	Pct.	Freq.	Pct.		
1 No	0	0	0	0	0	0	0	0.0
2 Yes	0	0	1	100	0	0	1	100.0
Valid responses =	0	0	1	100	0	0	1	0.1

Invalid responses include no response.

## 65Q4) Have you ever been diagnosed with any of the following ongoing or chronic sleep-wake disorders?

(only includes students that selected having an ongoing/chronic sleep-wake disorders not listed above)

### Sleep Paralysis

	Male		Female		Unknown		Total Freq.	Pct.
	Freq.	Pct.	Freq.	Pct.	Freq.	Pct.		
1 No	0	0	0	0	0	0	0	0.0
2 Yes	0	0	1	100	0	0	1	100.0
Valid responses =	0	0	1	100	0	0	1	0.1

Invalid responses include no response.

## 65Q5) Have you ever been diagnosed with any of the following ongoing or chronic sleep-wake disorders?

(only includes students that selected having an ongoing/chronic sleep-wake disorders not listed above)

### Sleep Terrors (or night terrors)

	Male		Female		Unknown		Total Freq.	Pct.
	Freq.	Pct.	Freq.	Pct.	Freq.	Pct.		
1 No	0	0	1	100	0	0	1	100.0
2 Yes	0	0	0	0	0	0	0	0.0
Valid responses =	0	0	1	100	0	0	1	0.1

Invalid responses include no response.

## 65Q6) Have you ever been diagnosed with any of the following ongoing or chronic sleep-wake disorders?

(only includes students that selected having an ongoing/chronic sleep-wake disorders not listed above)

### Sleep Walking

	Male		Female		Unknown		Total Freq.	Pct.
	Freq.	Pct.	Freq.	Pct.	Freq.	Pct.		
1 No	0	0	1	100	0	0	1	100.0
2 Yes	0	0	0	0	0	0	0	0.0
Valid responses =	0	0	1	100	0	0	1	0.1

Invalid responses include no response.

## 65Q7) Have you ever been diagnosed with any of the following ongoing or chronic sleep-wake disorders?

(only includes students that selected having an ongoing/chronic sleep-wake disorders not listed above)

### Other sleep-wake condition not previously reported

	Male		Female		Unknown		Total Freq.	Pct.
	Freq.	Pct.	Freq.	Pct.	Freq.	Pct.		
1 No	0	0	1	100	0	0	1	50.0
2 Yes	0	0	0	0	0	0	1	50.0
Valid responses =	0	0	1	50	0	0	2	0.3

Invalid responses include no response.



# AMERICAN COLLEGE HEALTH ASSOCIATION

American College Health Association-National College Health Assessment (ACHA-NCHA III)

Institutional Data Report - Spring 2020

FLORIDA ATLANTIC UNIVERSITY

American College Health Association  
8455 Colesville Road, Suite 740  
Silver Spring, MD 20910  
(410) 859-1500  
[www.acha.org](http://www.acha.org)

April 10, 2020

FREQUENCY REPORT

Number of Surveys (n) = 800 Web Surveys

## 65R1) Have you ever been diagnosed with any of the following ongoing or chronic urinary system disorders?

(only includes students that selected having an ongoing/chronic urinary system disorders not listed above)

### Bladder disease

	Male		Female		Unknown		Total Freq.	Pct.
	Freq.	Pct.	Freq.	Pct.	Freq.	Pct.		
1 No	0	0	2	100	0	0	2	100.0
2 Yes	0	0	0	0	0	0	0	0.0
Valid responses =	0	0	2	100	0	0	2	0.3

Invalid responses include no response.

## 65R2) Have you ever been diagnosed with any of the following ongoing or chronic urinary system disorders?

(only includes students that selected having an ongoing/chronic urinary system disorders not listed above)

### Kidney disease

	Male		Female		Unknown		Total Freq.	Pct.
	Freq.	Pct.	Freq.	Pct.	Freq.	Pct.		
1 No	0	0	2	100	0	0	2	100.0
2 Yes	0	0	0	0	0	0	0	0.0
Valid responses =	0	0	2	100	0	0	2	0.3

Invalid responses include no response.

## 65R3) Have you ever been diagnosed with any of the following ongoing or chronic urinary system disorders?

(only includes students that selected having an ongoing/chronic urinary system disorders not listed above)

### Kidney stone

	Male		Female		Unknown		Total Freq.	Pct.
	Freq.	Pct.	Freq.	Pct.	Freq.	Pct.		
1 No	0	0	2	100	0	0	2	100.0
2 Yes	0	0	0	0	0	0	0	0.0
Valid responses =	0	0	2	100	0	0	2	0.3

Invalid responses include no response.

## 65R4) Have you ever been diagnosed with any of the following ongoing or chronic urinary system disorders?

(only includes students that selected having an ongoing/chronic urinary system disorders not listed above)

### Urinary Incontinence

	Male		Female		Unknown		Total Freq.	Pct.
	Freq.	Pct.	Freq.	Pct.	Freq.	Pct.		
1 No	0	0	2	100	0	0	2	100.0
2 Yes	0	0	0	0	0	0	0	0.0
Valid responses =	0	0	2	100	0	0	2	0.3

Invalid responses include no response.

## 65R5) Have you ever been diagnosed with any of the following ongoing or chronic urinary system disorders?

(only includes students that selected having an ongoing/chronic urinary system disorders not listed above)

### Other urinary system condition not previously reported

	Male		Female		Unknown		Total Freq.	Pct.
	Freq.	Pct.	Freq.	Pct.	Freq.	Pct.		
1 No	0	0	1	50	0	0	1	50.0
2 Yes	0	0	1	50	0	0	1	50.0
Valid responses =	0	0	2	100	0	0	2	0.3

Invalid responses include no response.

## 65S1) You indicated that you had been diagnosed with Diabetes or Pre-Diabetes. Were you told that you had:

(only includes students that have been diagnosed with Diabetes or Pre-Diabetes)

### Type 1 Diabetes

	Male		Female		Unknown		Total Freq.	Pct.
	Freq.	Pct.	Freq.	Pct.	Freq.	Pct.		
1 No	3	60	15	83	0	0	18	78.3
2 Yes	2	40	3	17	0	0	5	21.7
Valid responses =	5	22	18	78	0	0	23	2.9

Invalid responses include no response.

## 65S2) You indicated that you had been diagnosed with Diabetes or Pre-Diabetes. Were you told that you had:

(only includes students that have been diagnosed with Diabetes or Pre-Diabetes)

### Type 2 Diabetes

	Male		Female		Unknown		Total Freq.	Pct.
	Freq.	Pct.	Freq.	Pct.	Freq.	Pct.		
1 No	4	80	18	100	0	0	22	95.7
2 Yes	1	20	0	0	0	0	1	4.3
Valid responses =	5	22	18	78	0	0	23	2.9

Invalid responses include no response.



# AMERICAN COLLEGE HEALTH ASSOCIATION

American College Health Association-National College Health Assessment (ACHA-NCHA III)

Institutional Data Report - Spring 2020

FLORIDA ATLANTIC UNIVERSITY

American College Health Association  
8455 Colesville Road, Suite 740  
Silver Spring, MD 20910  
(410) 859-1500

April 10, 2020  
FREQUENCY REPORT  
Number of Surveys (n) =

800 Web Surveys

[www.acha.org](http://www.acha.org)

**65S3) You indicated that you had been diagnosed with Diabetes or Pre-Diabetes. Were you told that you had:**

**(only includes students that have been diagnosed with Diabetes or Pre-Diabetes)**

**Pre-diabetes or insulin resistance**

	Male		Female		Unknown		Total Freq.	Pct.
	Freq.	Pct.	Freq.	Pct.	Freq.	Pct.		
1 No	4	80	3	16	0	0	7	29.2
2 Yes	1	20	16	84	0	0	17	70.8
Valid responses =	5	21	19	79	0	0	24	3.0

Invalid responses include no response.

**65S4) You indicated that you had been diagnosed with Diabetes or Pre-Diabetes. Were you told that you had:**

**(only includes students that have been diagnosed with Diabetes or Pre-Diabetes)**

**Gestational Diabetes**

	Male		Female		Unknown		Total Freq.	Pct.
	Freq.	Pct.	Freq.	Pct.	Freq.	Pct.		
1 No	5	100	17	94	0	0	22	95.7
2 Yes	0	0	1	6	0	0	1	4.3
Valid responses =	5	22	18	78	0	0	23	2.9

Invalid responses include no response.

**65T1) Have you had an appointment and/or discussion with a healthcare or mental health professional for the following condition(s) within the last 12 months?**

**(only includes students that have been diagnosed with this condition)**

**Acne**

	Male		Female		Unknown		Total Freq.	Pct.
	Freq.	Pct.	Freq.	Pct.	Freq.	Pct.		
1 No	22	67	75	47	0	0	103	50.5
2 Yes	11	33	85	53	1	100	101	49.5
Valid responses =	33	16	160	78	1	0	204	25.5

Invalid responses include no response.

**65T2) Have you had an appointment and/or discussion with a healthcare or mental health professional for the following condition(s) within the last 12 months?**

**(only includes students that have been diagnosed with this condition)**

**ADD/ADHD - Attention Deficit/Hyperactivity Disorder**

	Male		Female		Unknown		Total Freq.	Pct.
	Freq.	Pct.	Freq.	Pct.	Freq.	Pct.		
1 No	8	73	21	39	0	0	32	45.7
2 Yes	3	27	33	61	0	0	38	54.3
Valid responses =	11	16	54	77	0	0	70	8.8

Invalid responses include no response.

**65T3) Have you had an appointment and/or discussion with a healthcare or mental health professional for the following condition(s) within the last 12 months?**

**(only includes students that have been diagnosed with this condition)**

**Alcohol or Other Drug-Related Abuse or Addiction**

	Male		Female		Unknown		Total Freq.	Pct.
	Freq.	Pct.	Freq.	Pct.	Freq.	Pct.		
1 No	4	67	7	70	0	0	11	64.7
2 Yes	2	33	3	30	0	0	6	35.3
Valid responses =	6	35	10	59	0	0	17	2.1

Invalid responses include no response.

**65T4) Have you had an appointment and/or discussion with a healthcare or mental health professional for the following condition(s) within the last 12 months?**

**(only includes students that have been diagnosed with this condition)**

**Allergies - food allergy**

	Male		Female		Unknown		Total Freq.	Pct.
	Freq.	Pct.	Freq.	Pct.	Freq.	Pct.		
1 No	15	79	66	64	0	0	83	65.9
2 Yes	4	21	37	36	0	0	43	34.1
Valid responses =	19	15	103	82	0	0	126	15.8

Invalid responses include no response.

**65T5) Have you had an appointment and/or discussion with a healthcare or mental health professional for the following condition(s) within the last 12 months?**

**(only includes students that have been diagnosed with this condition)**

**Allergies - animals/pets**

	Male		Female		Unknown		Total Freq.	Pct.
	Freq.	Pct.	Freq.	Pct.	Freq.	Pct.		
1 No	21	96	72	62	0	0	97	68.3
2 Yes	1	5	44	38	0	0	45	31.7
Valid responses =	22	15	116	82	0	0	142	17.8

Invalid responses include no response.



# AMERICAN COLLEGE HEALTH ASSOCIATION

American College Health Association-National College Health Assessment (ACHA-NCHA III)

Institutional Data Report - Spring 2020

FLORIDA ATLANTIC UNIVERSITY

American College Health Association  
8455 Colesville Road, Suite 740  
Silver Spring, MD 20910  
(410) 859-1500  
[www.acha.org](http://www.acha.org)

April 10, 2020

FREQUENCY REPORT

Number of Surveys (n) = 800 Web Surveys

**65T6) Have you had an appointment and/or discussion with a healthcare or mental health professional for the following condition(s) within the last 12 months?**  
**(only includes students that have been diagnosed with this condition)**

**Allergies - environmental (for example: pollen, grass, dust, mold)**

	Male		Female		Unknown		Total		Pct.
	Freq.	Pct.	Freq.	Pct.	Freq.	Pct.	Freq.	Pct.	
1 No	39	89	130	63	0	0	175	67.6	
2 Yes	5	11	75	37	1	100	84	32.4	
Valid responses =	44	17	205	79	1	0	259	32.4	

Invalid responses include no response.

**65T7) Have you had an appointment and/or discussion with a healthcare or mental health professional for the following condition(s) within the last 12 months?**  
**(only includes students that have been diagnosed with this condition)**

**Anxiety (for example: Generalized Anxiety, Social Anxiety, Panic Disorder, Specific Phobia)**

	Male		Female		Unknown		Total		Pct.
	Freq.	Pct.	Freq.	Pct.	Freq.	Pct.	Freq.	Pct.	
1 No	8	31	63	32	0	0	74	31.4	
2 Yes	18	69	133	68	1	100	162	68.6	
Valid responses =	26	11	196	83	1	0	236	29.5	

Invalid responses include no response.

**65T8) Have you had an appointment and/or discussion with a healthcare or mental health professional for the following condition(s) within the last 12 months?**  
**(only includes students that have been diagnosed with this condition)**

**Asthma**

	Male		Female		Unknown		Total		Pct.
	Freq.	Pct.	Freq.	Pct.	Freq.	Pct.	Freq.	Pct.	
1 No	22	79	53	61	0	0	79	65.3	
2 Yes	6	21	34	39	1	100	42	34.7	
Valid responses =	28	23	87	72	1	1	121	15.1	

Invalid responses include no response.

**65T9) Have you had an appointment and/or discussion with a healthcare or mental health professional for the following condition(s) within the last 12 months?**  
**(only includes students that have been diagnosed with this condition)**

**Autism Spectrum**

	Male		Female		Unknown		Total		Pct.
	Freq.	Pct.	Freq.	Pct.	Freq.	Pct.	Freq.	Pct.	
1 No	2	67	2	50	0	0	4	40.0	
2 Yes	1	33	2	50	0	0	6	60.0	
Valid responses =	3	30	4	40	0	0	10	1.3	

Invalid responses include no response.

**65T10) Have you had an appointment and/or discussion with a healthcare or mental health professional for the following condition(s) within the last 12 months?**  
**(only includes students that have been diagnosed with this condition)**

**Bipolar and Related Conditions (for example: Bipolar I, II, Hypomanic Episode)**

	Male		Female		Unknown		Total		Pct.
	Freq.	Pct.	Freq.	Pct.	Freq.	Pct.	Freq.	Pct.	
1 No	1	50	6	32	0	0	8	33.3	
2 Yes	1	50	13	68	0	0	16	66.7	
Valid responses =	2	8	19	79	0	0	24	3.0	

Invalid responses include no response.

**65T11) Have you had an appointment and/or discussion with a healthcare or mental health professional for the following condition(s) within the last 12 months?**  
**(only includes students that have been diagnosed with this condition)**

**Borderline Personality Disorder (BPD), Avoidant Personality, Dependent Personality, or another personality disorder**

	Male		Female		Unknown		Total		Pct.
	Freq.	Pct.	Freq.	Pct.	Freq.	Pct.	Freq.	Pct.	
1 No	0	0	1	25	0	0	1	16.7	
2 Yes	1	100	3	75	0	0	5	83.3	
Valid responses =	1	17	4	67	0	0	6	0.8	

Invalid responses include no response.

**65T12) Have you had an appointment and/or discussion with a healthcare or mental health professional for the following condition(s) within the last 12 months?**  
**(only includes students that have been diagnosed with this condition)**

**Cancer**

	Male		Female		Unknown		Total		Pct.
	Freq.	Pct.	Freq.	Pct.	Freq.	Pct.	Freq.	Pct.	
1 No	1	50	2	67	0	0	3	50.0	
2 Yes	1	50	1	33	0	0	3	50.0	
Valid responses =	2	33	3	50	0	0	6	0.8	

Invalid responses include no response.



# AMERICAN COLLEGE HEALTH ASSOCIATION

American College Health Association-National College Health Assessment (ACHA-NCHA III)

Institutional Data Report - Spring 2020

American College Health Association

8455 Colesville Road, Suite 740

Silver Spring, MD 20910

(410) 859-1500

[www.acha.org](http://www.acha.org)

FLORIDA ATLANTIC UNIVERSITY

April 10, 2020

FREQUENCY REPORT

Number of Surveys (n) = 800 Web Surveys

**65T13) Have you had an appointment and/or discussion with a healthcare or mental health professional for the following condition(s) within the last 12 months?**  
(only includes students that have been diagnosed with this condition)

**Celiac disease**

	Male		Female		Unknown		Total		Pct.
	Freq.	Pct.	Freq.	Pct.	Freq.	Pct.	Freq.	Pct.	
1 No	1	50	4	57	0	0	5	55.6	
2 Yes	1	50	3	43	0	0	4	44.4	
Valid responses =	2	22	7	78	0	0	9	1.1	

Invalid responses include no response.

**65T14) Have you had an appointment and/or discussion with a healthcare or mental health professional for the following condition(s) within the last 12 months?**  
(only includes students that have been diagnosed with this condition)

**Chronic pain (for example: back or joint pain, arthritis, nerve pain)**

	Male		Female		Unknown		Total		Pct.
	Freq.	Pct.	Freq.	Pct.	Freq.	Pct.	Freq.	Pct.	
1 No	2	20	16	33	0	0	20	30.8	
2 Yes	8	80	33	67	1	100	45	69.2	
Valid responses =	10	15	49	75	1	2	65	8.1	

Invalid responses include no response.

**65T15) Have you had an appointment and/or discussion with a healthcare or mental health professional for the following condition(s) within the last 12 months?**  
(only includes students that have been diagnosed with this condition)

**Depression (for example: Major depression, persistent depressive disorder, disruptive mood disorder)**

	Male		Female		Unknown		Total		Pct.
	Freq.	Pct.	Freq.	Pct.	Freq.	Pct.	Freq.	Pct.	
1 No	12	57	45	32	0	0	60	34.7	
2 Yes	9	43	94	68	0	0	113	65.3	
Valid responses =	21	12	139	80	0	0	173	21.6	

Invalid responses include no response.

**65T16) Have you had an appointment and/or discussion with a healthcare or mental health professional for the following condition(s) within the last 12 months?**  
(only includes students that have been diagnosed with this condition)

**Diabetes or pre-diabetes/insulin resistance**

	Male		Female		Unknown		Total		Pct.
	Freq.	Pct.	Freq.	Pct.	Freq.	Pct.	Freq.	Pct.	
1 No	2	40	4	21	0	0	6	25.0	
2 Yes	3	60	15	79	0	0	18	75.0	
Valid responses =	5	21	19	79	0	0	24	3.0	

Invalid responses include no response.

**65T17) Have you had an appointment and/or discussion with a healthcare or mental health professional for the following condition(s) within the last 12 months?**  
(only includes students that have been diagnosed with this condition)

**Eating Disorders (for example: Anorexia Nervosa, Bulimia Nervosa, Binge-Eating)**

	Male		Female		Unknown		Total		Pct.
	Freq.	Pct.	Freq.	Pct.	Freq.	Pct.	Freq.	Pct.	
1 No	0	0	15	40	0	0	17	41.5	
2 Yes	0	0	23	61	0	0	24	58.5	
Valid responses =	0	0	38	93	0	0	41	5.1	

Invalid responses include no response.

**65T18) Have you had an appointment and/or discussion with a healthcare or mental health professional for the following condition(s) within the last 12 months?**  
(only includes students that have been diagnosed with this condition)

**Endometriosis**

	Male		Female		Unknown		Total		Pct.
	Freq.	Pct.	Freq.	Pct.	Freq.	Pct.	Freq.	Pct.	
1 No	0	0	6	38	0	0	6	33.3	
2 Yes	0	0	10	63	0	0	12	66.7	
Valid responses =	0	0	16	89	0	0	18	2.3	

Invalid responses include no response.

**65T19) Have you had an appointment and/or discussion with a healthcare or mental health professional for the following condition(s) within the last 12 months?**  
(only includes students that have been diagnosed with this condition)

**Gambling Disorder**

	Male		Female		Unknown		Total		Pct.
	Freq.	Pct.	Freq.	Pct.	Freq.	Pct.	Freq.	Pct.	
1 No	0	0	1	100	0	0	1	50.0	
2 Yes	1	100	0	0	0	0	1	50.0	
Valid responses =	1	50	1	50	0	0	2	0.3	

Invalid responses include no response.





# AMERICAN COLLEGE HEALTH ASSOCIATION

American College Health Association-National College Health Assessment (ACHA-NCHA III)

Institutional Data Report - Spring 2020

American College Health Association  
8455 Colesville Road, Suite 740  
Silver Spring, MD 20910  
(410) 859-1500  
[www.acha.org](http://www.acha.org)

FLORIDA ATLANTIC UNIVERSITY

April 10, 2020

FREQUENCY REPORT

Number of Surveys (n) = 800 Web Surveys

**65T20) Have you had an appointment and/or discussion with a healthcare or mental health professional for the following condition(s) within the last 12 months?**  
**(only includes students that have been diagnosed with this condition)**

**Genital herpes**

	Male		Female		Unknown		Total		Pct.
	Freq.	Pct.	Freq.	Pct.	Freq.	Pct.	Freq.		
1 No	3	100	12	55	0	0	15	60.0	
2 Yes	0	0	10	46	0	0	10	40.0	
Valid responses =	3	12	22	88	0	0	25	3.1	

Invalid responses include no response.

**65T21) Have you had an appointment and/or discussion with a healthcare or mental health professional for the following condition(s) within the last 12 months?**  
**(only includes students that have been diagnosed with this condition)**

**Gastroesophageal Reflux Disease (GERD) or acid reflux**

	Male		Female		Unknown		Total		Pct.
	Freq.	Pct.	Freq.	Pct.	Freq.	Pct.	Freq.		
1 No	4	57	18	51	0	0	26	56.5	
2 Yes	3	43	17	49	0	0	20	43.5	
Valid responses =	7	15	35	76	0	0	46	5.8	

Invalid responses include no response.

**65T22) Have you had an appointment and/or discussion with a healthcare or mental health professional for the following condition(s) within the last 12 months?**  
**(only includes students that have been diagnosed with this condition)**

**Heart & vascular disorders (for example: atrial fibrillation or other cardiac arrhythmia, mitral valve prolapse or other valvular heart disease, congenital heart condition)**

	Male		Female		Unknown		Total		Pct.
	Freq.	Pct.	Freq.	Pct.	Freq.	Pct.	Freq.		
1 No	1	33	12	63	0	0	14	60.9	
2 Yes	2	67	7	37	0	0	9	39.1	
Valid responses =	3	13	19	83	0	0	23	2.9	

Invalid responses include no response.

**65T23) Have you had an appointment and/or discussion with a healthcare or mental health professional for the following condition(s) within the last 12 months?**  
**(only includes students that have been diagnosed with this condition)**

**Hepatitis B or C**

	Male		Female		Unknown		Total		Pct.
	Freq.	Pct.	Freq.	Pct.	Freq.	Pct.	Freq.		
1 No	1	100	1	33	0	0	2	50.0	
2 Yes	0	0	2	67	0	0	2	50.0	
Valid responses =	1	25	3	75	0	0	4	0.5	

Invalid responses include no response.

**65T24) Have you had an appointment and/or discussion with a healthcare or mental health professional for the following condition(s) within the last 12 months?**  
**(only includes students that have been diagnosed with this condition)**

**High blood pressure (hypertension)**

	Male		Female		Unknown		Total		Pct.
	Freq.	Pct.	Freq.	Pct.	Freq.	Pct.	Freq.		
1 No	2	29	8	35	0	0	11	35.5	
2 Yes	5	71	15	65	0	0	20	64.5	
Valid responses =	7	23	23	74	0	0	31	3.9	

Invalid responses include no response.

**65T25) Have you had an appointment and/or discussion with a healthcare or mental health professional for the following condition(s) within the last 12 months?**  
**(only includes students that have been diagnosed with this condition)**

**High cholesterol (hyperlipidemia)**

	Male		Female		Unknown		Total		Pct.
	Freq.	Pct.	Freq.	Pct.	Freq.	Pct.	Freq.		
1 No	6	40	10	21	0	0	19	27.9	
2 Yes	9	60	38	79	0	0	49	72.1	
Valid responses =	15	22	48	71	0	0	68	8.5	

Invalid responses include no response.

**65T26) Have you had an appointment and/or discussion with a healthcare or mental health professional for the following condition(s) within the last 12 months?**  
**(only includes students that have been diagnosed with this condition)**

**HIV or AIDS**

	Male		Female		Unknown		Total		Pct.
	Freq.	Pct.	Freq.	Pct.	Freq.	Pct.	Freq.		
1 No	1	50	1	50	0	0	2	50.0	
2 Yes	1	50	1	50	0	0	2	50.0	
Valid responses =	2	50	2	50	0	0	4	0.5	

Invalid responses include no response.



# AMERICAN COLLEGE HEALTH ASSOCIATION

American College Health Association-National College Health Assessment (ACHA-NCHA III)

Institutional Data Report - Spring 2020

FLORIDA ATLANTIC UNIVERSITY

American College Health Association  
8455 Colesville Road, Suite 740  
Silver Spring, MD 20910  
(410) 859-1500  
[www.acha.org](http://www.acha.org)

April 10, 2020

FREQUENCY REPORT

Number of Surveys (n) = 800 Web Surveys

**65T27) Have you had an appointment and/or discussion with a healthcare or mental health professional for the following condition(s) within the last 12 months?**  
(only includes students that have been diagnosed with this condition)

**Human papillomavirus (HPV) or genital warts**

	Male		Female		Unknown		Total		Pct.
	Freq.	Pct.	Freq.	Pct.	Freq.	Pct.	Freq.		
1 No	3	60	11	46	0	0	16	51.6	
2 Yes	2	40	13	54	0	0	15	48.4	
Valid responses =	5	16	24	77	0	0	31	3.9	

Invalid responses include no response.

**65T28) Have you had an appointment and/or discussion with a healthcare or mental health professional for the following condition(s) within the last 12 months?**  
(only includes students that have been diagnosed with this condition)

**Insomnia**

	Male		Female		Unknown		Total		Pct.
	Freq.	Pct.	Freq.	Pct.	Freq.	Pct.	Freq.		
1 No	3	75	14	40	0	0	19	42.2	
2 Yes	1	25	21	60	0	0	26	57.8	
Valid responses =	4	9	35	78	0	0	45	5.6	

Invalid responses include no response.

**65T29) Have you had an appointment and/or discussion with a healthcare or mental health professional for the following condition(s) within the last 12 months?**  
(only includes students that have been diagnosed with this condition)

**Irritable bowel syndrome (spastic colon or spastic bowel)**

	Male		Female		Unknown		Total		Pct.
	Freq.	Pct.	Freq.	Pct.	Freq.	Pct.	Freq.		
1 No	1	100	15	46	1	100	18	47.4	
2 Yes	0	0	18	55	0	0	20	52.6	
Valid responses =	1	3	33	87	1	3	38	4.8	

Invalid responses include no response.

**65T30) Have you had an appointment and/or discussion with a healthcare or mental health professional for the following condition(s) within the last 12 months?**  
(only includes students that have been diagnosed with this condition)

**Migraine headaches**

	Male		Female		Unknown		Total		Pct.
	Freq.	Pct.	Freq.	Pct.	Freq.	Pct.	Freq.		
1 No	8	80	45	54	0	0	57	56.4	
2 Yes	2	20	39	46	1	100	44	43.6	
Valid responses =	10	10	84	83	1	1	101	12.6	

Invalid responses include no response.

**65T31) Have you had an appointment and/or discussion with a healthcare or mental health professional for the following condition(s) within the last 12 months?**  
(only includes students that have been diagnosed with this condition)

**Obsessive-Compulsive and Related Conditions (for example: OCD, Body Dysmorphia, Hoarding, Trichotillomania and other body-focused repetitive behavior disorders)**

	Male		Female		Unknown		Total		Pct.
	Freq.	Pct.	Freq.	Pct.	Freq.	Pct.	Freq.		
1 No	4	80	14	42	0	0	20	45.5	
2 Yes	1	20	19	58	0	0	24	54.5	
Valid responses =	5	11	33	75	0	0	44	5.5	

Invalid responses include no response.

**65T32) Have you had an appointment and/or discussion with a healthcare or mental health professional for the following condition(s) within the last 12 months?**  
(only includes students that have been diagnosed with this condition)

**Polycystic Ovarian Syndrome (PCOS)**

	Male		Female		Unknown		Total		Pct.
	Freq.	Pct.	Freq.	Pct.	Freq.	Pct.	Freq.		
1 No	0	0	11	29	0	0	12	29.3	
2 Yes	0	0	27	71	0	0	29	70.7	
Valid responses =	0	0	38	93	0	0	41	5.1	

Invalid responses include no response.

**65T33) Have you had an appointment and/or discussion with a healthcare or mental health professional for the following condition(s) within the last 12 months?**  
(only includes students that have been diagnosed with this condition)

**PTSD (Posttraumatic Stress Disorder), Adjustment Disorder, or another trauma- or stressor-related condition**

	Male		Female		Unknown		Total		Pct.
	Freq.	Pct.	Freq.	Pct.	Freq.	Pct.	Freq.		
1 No	1	50	8	22	0	0	10	23.3	
2 Yes	1	50	28	78	0	0	33	76.7	
Valid responses =	2	5	36	84	0	0	43	5.4	

Invalid responses include no response.



# AMERICAN COLLEGE HEALTH ASSOCIATION

American College Health Association-National College Health Assessment (ACHA-NCHA III)

Institutional Data Report - Spring 2020

FLORIDA ATLANTIC UNIVERSITY

American College Health Association  
8455 Colesville Road, Suite 740  
Silver Spring, MD 20910  
(410) 859-1500  
[www.acha.org](http://www.acha.org)

April 10, 2020  
FREQUENCY REPORT  
Number of Surveys (n) = 800 Web Surveys

**65T34) Have you had an appointment and/or discussion with a healthcare or mental health professional for the following condition(s) within the last 12 months?**  
**(only includes students that have been diagnosed with this condition)**

**Schizophrenia and Other Psychotic Conditions (for example: Schizophrenia, Schizoaffective Disorder, Schizophreniform Disorder, Delusional Disorder)**

	Male		Female		Unknown		Total		Pct.
	Freq.	Pct.	Freq.	Pct.	Freq.	Pct.	Freq.	Pct.	
1 No	0	0	4	80	0	0	4	80.0	
2 Yes	0	0	1	20	0	0	1	20.0	
Valid responses =	0	0	5	100	0	0	5	0.6	

Invalid responses include no response.

**65T35) Have you had an appointment and/or discussion with a healthcare or mental health professional for the following condition(s) within the last 12 months?**  
**(only includes students that have been diagnosed with this condition)**

**Sleep Apnea**

	Male		Female		Unknown		Total		Pct.
	Freq.	Pct.	Freq.	Pct.	Freq.	Pct.	Freq.	Pct.	
1 No	2	40	3	43	0	0	6	46.2	
2 Yes	3	60	4	57	0	0	7	53.8	
Valid responses =	5	38	7	54	0	0	13	1.6	

Invalid responses include no response.

**65T36) Have you had an appointment and/or discussion with a healthcare or mental health professional for the following condition(s) within the last 12 months?**  
**(only includes students that have been diagnosed with this condition)**

**Thyroid condition or disorder**

	Male		Female		Unknown		Total		Pct.
	Freq.	Pct.	Freq.	Pct.	Freq.	Pct.	Freq.	Pct.	
1 No	0	0	7	24	0	0	8	25.0	
2 Yes	0	0	22	76	0	0	24	75.0	
Valid responses =	0	0	29	91	0	0	32	4.0	

Invalid responses include no response.

**65T37) Have you had an appointment and/or discussion with a healthcare or mental health professional for the following condition(s) within the last 12 months?**  
**(only includes students that have been diagnosed with this condition)**

**Tourette's or other neurodevelopmental condition not already listed**

	Male		Female		Unknown		Total		Pct.
	Freq.	Pct.	Freq.	Pct.	Freq.	Pct.	Freq.	Pct.	
1 No	2	100	1	100	0	0	3	100.0	
2 Yes	0	0	0	0	0	0	0	0.0	
Valid responses =	2	67	1	33	0	0	3	0.4	

Invalid responses include no response.

**65T38) Have you had an appointment and/or discussion with a healthcare or mental health professional for the following condition(s) within the last 12 months?**  
**(only includes students that have been diagnosed with this condition)**

**Traumatic brain injury (TBI)**

	Male		Female		Unknown		Total		Pct.
	Freq.	Pct.	Freq.	Pct.	Freq.	Pct.	Freq.	Pct.	
1 No	1	100	4	80	0	0	5	83.3	
2 Yes	0	0	1	20	0	0	1	16.7	
Valid responses =	1	17	5	83	0	0	6	0.8	

Invalid responses include no response.

**65T39) Have you had an appointment and/or discussion with a healthcare or mental health professional for the following condition(s) within the last 12 months?**  
**(only includes students that have been diagnosed with this condition)**

**Urinary system disorder (for example: bladder or kidney disease, urinary reflux, interstitial cystitis)**

	Male		Female		Unknown		Total		Pct.
	Freq.	Pct.	Freq.	Pct.	Freq.	Pct.	Freq.	Pct.	
1 No	1	50	6	40	0	0	7	41.2	
2 Yes	1	50	9	60	0	0	10	58.8	
Valid responses =	2	12	15	88	0	0	17	2.1	

Invalid responses include no response.

**65T40) Have you had an appointment and/or discussion with a healthcare or mental health professional for the following condition(s) within the last 12 months?**  
**(only includes students that have been diagnosed with this condition)**

**Other ongoing or chronic condition not listed above**

	Male		Female		Unknown		Total		Pct.
	Freq.	Pct.	Freq.	Pct.	Freq.	Pct.	Freq.	Pct.	
1 No	6	67	19	50	0	0	26	50.0	
2 Yes	3	33	19	50	0	0	26	50.0	
Valid responses =	9	17	38	73	0	0	52	6.5	

Invalid responses include no response.



# AMERICAN COLLEGE HEALTH ASSOCIATION

## American College Health Association-National College Health Assessment (ACHA-NCHA III)

### Institutional Data Report - Spring 2020

### FLORIDA ATLANTIC UNIVERSITY

American College Health Association  
8455 Colesville Road, Suite 740  
Silver Spring, MD 20910  
(410) 859-1500  
[www.acha.org](http://www.acha.org)

April 10, 2020

FREQUENCY REPORT

Number of Surveys (n) = 800 Web Surveys

#### 65U2) In the last 12 months, what treatment(s), if any, have you used for the following conditions?

(only includes students that have had an appointment/discussion with a healthcare/mental health professional for the condition within the last 12 months)

#### ADD/ADHD - Attention Deficit/Hyperactivity Disorder

	Male		Female		Unknown		Total		Pct.
	Freq.	Pct.	Freq.	Pct.	Freq.	Pct.	Freq.		
1 No treatment	1	33	1	3	0	0	2	5.3	
2 Medicine only	1	33	15	46	0	0	16	42.1	
3 Therapy only	1	33	5	15	0	0	7	18.4	
4 Both medicine and therapy	0	0	12	36	0	0	13	34.2	
5 Other Treatment	0	0	0	0	0	0	0	0.0	
Valid responses =	3	8	33	87	0	0	38	4.8	

Invalid responses include no response.

#### 65U3) In the last 12 months, what treatment(s), if any, have you used for the following conditions?

(only includes students that have had an appointment/discussion with a healthcare/mental health professional for the condition within the last 12 months)

#### Alcohol or Other Drug-Related Abuse or Addiction

	Male		Female		Unknown		Total		Pct.
	Freq.	Pct.	Freq.	Pct.	Freq.	Pct.	Freq.		
1 No treatment	0	0	0	0	0	0	0	0.0	
2 Medicine only	0	0	0	0	0	0	0	0.0	
3 Therapy only	1	50	3	100	0	0	5	83.3	
4 Both medicine and therapy	1	50	0	0	0	0	1	16.7	
5 Other Treatment	0	0	0	0	0	0	0	0.0	
Valid responses =	2	33	3	50	0	0	6	0.8	

Invalid responses include no response.

#### 65U7) In the last 12 months, what treatment(s), if any, have you used for the following conditions?

(only includes students that have had an appointment/discussion with a healthcare/mental health professional for the condition within the last 12 months)

#### Anxiety (for example: Generalized Anxiety, Social Anxiety, Panic Disorder, Specific Phobia)

	Male		Female		Unknown		Total		Pct.
	Freq.	Pct.	Freq.	Pct.	Freq.	Pct.	Freq.		
1 No treatment	1	6	11	8	0	0	13	8.1	
2 Medicine only	6	33	23	17	0	0	30	18.6	
3 Therapy only	5	28	49	37	1	100	57	35.4	
4 Both medicine and therapy	6	33	48	36	0	0	59	36.6	
5 Other Treatment	0	0	1	1	0	0	2	1.2	
Valid responses =	18	11	132	82	1	1	161	20.1	

Invalid responses include no response.

#### 65U9) In the last 12 months, what treatment(s), if any, have you used for the following conditions?

(only includes students that have had an appointment/discussion with a healthcare/mental health professional for the condition within the last 12 months)

#### Autism spectrum

	Male		Female		Unknown		Total		Pct.
	Freq.	Pct.	Freq.	Pct.	Freq.	Pct.	Freq.		
1 No treatment	0	0	0	0	0	0	1	16.7	
2 Medicine only	0	0	0	0	0	0	0	0.0	
3 Therapy only	0	0	1	50	0	0	2	33.3	
4 Both medicine and therapy	1	100	1	50	0	0	3	50.0	
5 Other Treatment	0	0	0	0	0	0	0	0.0	
Valid responses =	1	17	2	33	0	0	6	0.8	

Invalid responses include no response.

#### 65U10) In the last 12 months, what treatment(s), if any, have you used for the following conditions?

(only includes students that have had an appointment/discussion with a healthcare/mental health professional for the condition within the last 12 months)

#### Bipolar and Related Conditions (for example: Bipolar I, II, Hypomanic Episode)

	Male		Female		Unknown		Total		Pct.
	Freq.	Pct.	Freq.	Pct.	Freq.	Pct.	Freq.		
1 No treatment	0	0	1	8	0	0	1	6.3	
2 Medicine only	0	0	4	31	0	0	4	25.0	
3 Therapy only	0	0	2	15	0	0	2	12.5	
4 Both medicine and therapy	1	100	6	46	0	0	9	56.3	
5 Other Treatment	0	0	0	0	0	0	0	0.0	
Valid responses =	1	6	13	81	0	0	16	2.0	

Invalid responses include no response.

#### 65U11) In the last 12 months, what treatment(s), if any, have you used for the following conditions?

(only includes students that have had an appointment/discussion with a healthcare/mental health professional for the condition within the last 12 months)

#### Borderline Personality Disorder (BPD), Avoidant Personality, Dependent Personality, or another personality disorder

	Male		Female		Unknown		Total		Pct.
	Freq.	Pct.	Freq.	Pct.	Freq.	Pct.	Freq.		
1 No treatment	0	0	0	0	0	0	0	0.0	
2 Medicine only	0	0	0	0	0	0	0	0.0	
3 Therapy only	1	100	0	0	0	0	2	40.0	
4 Both medicine and therapy	0	0	3	100	0	0	3	60.0	
5 Other Treatment	0	0	0	0	0	0	0	0.0	
Valid responses =	1	20	3	60	0	0	5	0.6	

Invalid responses include no response.



# AMERICAN COLLEGE HEALTH ASSOCIATION

American College Health Association-National College Health Assessment (ACHA-NCHA III)

Institutional Data Report - Spring 2020

FLORIDA ATLANTIC UNIVERSITY

American College Health Association  
8455 Colesville Road, Suite 740  
Silver Spring, MD 20910  
(410) 859-1500  
[www.acha.org](http://www.acha.org)

April 10, 2020

FREQUENCY REPORT

Number of Surveys (n) = 800 Web Surveys

### 65U15) In the last 12 months, what treatment(s), if any, have you used for the following conditions?

(only includes students that have had an appointment/discussion with a healthcare/mental health professional for the condition within the last 12 months)

Depression (for example: Major depression, persistent depressive disorder, disruptive mood disorder)

	Male		Female		Unknown		Total Freq.	Pct.
	Freq.	Pct.	Freq.	Pct.	Freq.	Pct.		
1 No treatment	0	0	4	4	0	0	4	3.6
2 Medicine only	2	22	18	19	0	0	21	18.8
3 Therapy only	3	33	33	36	0	0	37	33.0
4 Both medicine and therapy	4	44	37	40	0	0	48	42.9
5 Other Treatment	0	0	1	1	0	0	2	1.8
Valid responses =	9	8	93	83	0	0	112	14.0

Invalid responses include no response.

### 65U17) In the last 12 months, what treatment(s), if any, have you used for the following conditions?

(only includes students that have had an appointment/discussion with a healthcare/mental health professional for the condition within the last 12 months)

Eating Disorders (for example: Anorexia Nervosa, Bulimia Nervosa, Binge-Eating)

	Male		Female		Unknown		Total Freq.	Pct.
	Freq.	Pct.	Freq.	Pct.	Freq.	Pct.		
1 No treatment	0	0	7	30	0	0	7	29.2
2 Medicine only	0	0	2	9	0	0	2	8.3
3 Therapy only	0	0	8	35	0	0	9	37.5
4 Both medicine and therapy	0	0	5	22	0	0	5	20.8
5 Other Treatment	0	0	1	4	0	0	1	4.2
Valid responses =	0	0	23	96	0	0	24	3.0

Invalid responses include no response.

### 65U19) In the last 12 months, what treatment(s), if any, have you used for the following conditions?

(only includes students that have had an appointment/discussion with a healthcare/mental health professional for the condition within the last 12 months)

Gambling Disorder

	Male		Female		Unknown		Total Freq.	Pct.
	Freq.	Pct.	Freq.	Pct.	Freq.	Pct.		
1 No treatment	0	0	0	0	0	0	0	0.0
2 Medicine only	0	0	0	0	0	0	0	0.0
3 Therapy only	1	100	0	0	0	0	1	100.0
4 Both medicine and therapy	0	0	0	0	0	0	0	0.0
5 Other Treatment	0	0	0	0	0	0	0	0.0
Valid responses =	1	100	0	0	0	0	1	0.1

Invalid responses include no response.

### 65U28) In the last 12 months, what treatment(s), if any, have you used for the following conditions?

(only includes students that have had an appointment/discussion with a healthcare/mental health professional for the condition within the last 12 months)

Insomnia

	Male		Female		Unknown		Total Freq.	Pct.
	Freq.	Pct.	Freq.	Pct.	Freq.	Pct.		
1 No treatment	1	100	7	33	0	0	8	30.8
2 Medicine only	0	0	4	19	0	0	6	23.1
3 Therapy only	0	0	4	19	0	0	5	19.2
4 Both medicine and therapy	0	0	5	24	0	0	6	23.1
5 Other Treatment	0	0	1	5	0	0	1	3.8
Valid responses =	1	4	21	81	0	0	26	3.3

Invalid responses include no response.

### 65U31) In the last 12 months, what treatment(s), if any, have you used for the following conditions?

(only includes students that have had an appointment/discussion with a healthcare/mental health professional for the condition within the last 12 months)

Obsessive-Compulsive and Related Conditions (for example: OCD, Body Dysmorphia, Hoarding, Trichotillomania and other body-focused repetitive behavior disorders)

	Male		Female		Unknown		Total Freq.	Pct.
	Freq.	Pct.	Freq.	Pct.	Freq.	Pct.		
1 No treatment	0	0	3	16	0	0	3	12.5
2 Medicine only	0	0	4	21	0	0	4	16.7
3 Therapy only	0	0	5	26	0	0	7	29.2
4 Both medicine and therapy	1	100	7	37	0	0	10	41.7
5 Other Treatment	0	0	0	0	0	0	0	0.0
Valid responses =	1	4	19	79	0	0	24	3.0

Invalid responses include no response.

### 65U33) In the last 12 months, what treatment(s), if any, have you used for the following conditions?

(only includes students that have had an appointment/discussion with a healthcare/mental health professional for the condition within the last 12 months)

PTSD (Posttraumatic Stress Disorder), Acute Stress Disorder, Adjustment Disorder, or another trauma- or stressor- related condition

	Male		Female		Unknown		Total Freq.	Pct.
	Freq.	Pct.	Freq.	Pct.	Freq.	Pct.		
1 No treatment	0	0	2	7	0	0	2	6.1
2 Medicine only	0	0	3	11	0	0	3	9.1
3 Therapy only	0	0	16	57	0	0	18	54.5
4 Both medicine and therapy	1	100	7	25	0	0	9	27.3
5 Other Treatment	0	0	0	0	0	0	1	3.0
Valid responses =	1	3	28	85	0	0	33	4.1

Invalid responses include no response.



# AMERICAN COLLEGE HEALTH ASSOCIATION

American College Health Association-National College Health Assessment (ACHA-NCHA III)

Institutional Data Report - Spring 2020

FLORIDA ATLANTIC UNIVERSITY

American College Health Association  
8455 Colesville Road, Suite 740  
Silver Spring, MD 20910  
(410) 859-1500  
[www.acha.org](http://www.acha.org)

April 10, 2020

FREQUENCY REPORT

Number of Surveys (n) = 800 Web Surveys

**65U34) In the last 12 months, what treatment(s), if any, have you used for the following conditions?**

**(only includes students that have had an appointment/discussion with a healthcare/mental health professional for the condition within the last 12 months)**

**Schizophrenia and Other Psychotic Conditions (for example: Schizophrenia, Schizoaffective Disorder, Schizophreniform Disorder, Delusional Disorder)**

	Male		Female		Unknown		Total	
	Freq.	Pct.	Freq.	Pct.	Freq.	Pct.	Freq.	Pct.
1 No treatment	0	0	0	0	0	0	0	0.0
2 Medicine only	0	0	1	100	0	0	1	100.0
3 Therapy only	0	0	0	0	0	0	0	0.0
4 Both medicine and therapy	0	0	0	0	0	0	0	0.0
5 Other Treatment	0	0	0	0	0	0	0	0.0
Valid responses =	0	0	1	100	0	0	1	0.1

Invalid responses include no response.

**65U37) In the last 12 months, what treatment(s), if any, have you used for the following conditions?**

**(only includes students that have had an appointment/discussion with a healthcare/mental health professional for the condition within the last 12 months)**

**Tourette's or other neurodevelopmental condition not already listed**

	Male		Female		Unknown		Total	
	Freq.	Pct.	Freq.	Pct.	Freq.	Pct.	Freq.	Pct.
1 No treatment	0	0	0	0	0	0	0	0.0
2 Medicine only	0	0	0	0	0	0	0	0.0
3 Therapy only	0	0	0	0	0	0	0	0.0
4 Both medicine and therapy	0	0	0	0	0	0	0	0.0
5 Other Treatment	0	0	0	0	0	0	0	0.0
Valid responses =	0	0	0	0	0	0	0	0.0

Invalid responses include no response.

**65U38) In the last 12 months, what treatment(s), if any, have you used for the following conditions?**

**(only includes students that have had an appointment/discussion with a healthcare/mental health professional for the condition within the last 12 months)**

**Traumatic brain injury (TBI)**

	Male		Female		Unknown		Total	
	Freq.	Pct.	Freq.	Pct.	Freq.	Pct.	Freq.	Pct.
1 No treatment	0	0	1	100	0	0	1	100.0
2 Medicine only	0	0	0	0	0	0	0	0.0
3 Therapy only	0	0	0	0	0	0	0	0.0
4 Both medicine and therapy	0	0	0	0	0	0	0	0.0
5 Other Treatment	0	0	0	0	0	0	0	0.0
Valid responses =	0	0	1	100	0	0	1	0.1

Invalid responses include no response.

**65W1) Have you received treatment for the following condition(s) by a healthcare or mental health professional within the last 12 months?**

**(only includes students that have had an appointment/discussion with a healthcare/mental health professional for the condition within the last 12 months)**

**Acne**

	Male		Female		Unknown		Total	
	Freq.	Pct.	Freq.	Pct.	Freq.	Pct.	Freq.	Pct.
1 No	0	0	12	14	0	0	12	12.0
2 Yes	11	100	72	86	1	100	88	88.0
Valid responses =	11	11	84	84	1	1	100	12.5

Invalid responses include no response.

**65W4) Have you received treatment for the following condition(s) by a healthcare or mental health professional within the last 12 months?**

**(only includes students that have had an appointment/discussion with a healthcare/mental health professional for the condition within the last 12 months)**

**Allergies - food allergy**

	Male		Female		Unknown		Total	
	Freq.	Pct.	Freq.	Pct.	Freq.	Pct.	Freq.	Pct.
1 No	1	25	12	32	0	0	14	32.6
2 Yes	3	75	25	68	0	0	29	67.4
Valid responses =	4	9	37	86	0	0	43	5.4

Invalid responses include no response.

**65W5) Have you received treatment for the following condition(s) by a healthcare or mental health professional within the last 12 months?**

**(only includes students that have had an appointment/discussion with a healthcare/mental health professional for the condition within the last 12 months)**

**Allergies - animals/pets**

	Male		Female		Unknown		Total	
	Freq.	Pct.	Freq.	Pct.	Freq.	Pct.	Freq.	Pct.
1 No	5	100	33	44	0	0	39	46.4
2 Yes	0	0	42	56	1	100	45	53.6
Valid responses =	5	6	75	89	1	1	84	10.5

Invalid responses include no response.



# AMERICAN COLLEGE HEALTH ASSOCIATION

American College Health Association-National College Health Assessment (ACHA-NCHA III)

Institutional Data Report - Spring 2020

FLORIDA ATLANTIC UNIVERSITY

American College Health Association  
8455 Colesville Road, Suite 740  
Silver Spring, MD 20910  
(410) 859-1500  
[www.acha.org](http://www.acha.org)



April 10, 2020  
FREQUENCY REPORT  
Number of Surveys (n) = 800 Web Surveys

**65W6) Have you received treatment for the following condition(s) by a healthcare or mental health professional within the last 12 months?**  
(only includes students that have had an appointment/discussion with a healthcare/mental health professional for the condition within the last 12 months)  
**Allergies - environmental (for example: pollen, grass, dust, mold)**

	Male		Female		Unknown		Total	
	Freq.	Pct.	Freq.	Pct.	Freq.	Pct.	Freq.	Pct.
1 No	0	0	0	0	0	0	0	0.0
2 Yes	0	0	0	0	0	0	0	0.0
Valid responses =	0	0	0	0	0	0	0	0.0



Invalid responses include no response.

**65W8) Have you received treatment for the following condition(s) by a healthcare or mental health professional within the last 12 months?**  
(only includes students that have had an appointment/discussion with a healthcare/mental health professional for the condition within the last 12 months)  
**Asthma**

	Male		Female		Unknown		Total	
	Freq.	Pct.	Freq.	Pct.	Freq.	Pct.	Freq.	Pct.
1 No	3	50	5	15	0	0	8	19.0 
2 Yes	3	50	29	85	1	100	34	81.0 
Valid responses =	6	14	34	81	1	2	42	5.3



Invalid responses include no response.

**65W12) Have you received treatment for the following condition(s) by a healthcare or mental health professional within the last 12 months?**  
(only includes students that have had an appointment/discussion with a healthcare/mental health professional for the condition within the last 12 months)  
**Cancer**

	Male		Female		Unknown		Total	
	Freq.	Pct.	Freq.	Pct.	Freq.	Pct.	Freq.	Pct.
1 No	0	0	1	100	0	0	1	33.3 
2 Yes	1	100	0	0	0	0	2	66.7 
Valid responses =	1	33	1	33	0	0	3	0.4



Invalid responses include no response.

**65W13) Have you received treatment for the following condition(s) by a healthcare or mental health professional within the last 12 months?**  
(only includes students that have had an appointment/discussion with a healthcare/mental health professional for the condition within the last 12 months)  
**Celiac disease**

	Male		Female		Unknown		Total	
	Freq.	Pct.	Freq.	Pct.	Freq.	Pct.	Freq.	Pct.
1 No	1	100	1	33	0	0	2	50.0 
2 Yes	0	0	2	67	0	0	2	50.0 
Valid responses =	1	25	3	75	0	0	4	0.5



Invalid responses include no response.

**65W14) Have you received treatment for the following condition(s) by a healthcare or mental health professional within the last 12 months?**  
(only includes students that have had an appointment/discussion with a healthcare/mental health professional for the condition within the last 12 months)  
**Chronic pain (for example: back or joint pain, arthritis, nerve pain)**

	Male		Female		Unknown		Total	
	Freq.	Pct.	Freq.	Pct.	Freq.	Pct.	Freq.	Pct.
1 No	1	13	10	30	0	0	11	24.4 
2 Yes	7	88	23	70	1	100	34	75.6 
Valid responses =	8	18	33	73	1	2	45	5.6



Invalid responses include no response.

**65W16) Have you received treatment for the following condition(s) by a healthcare or mental health professional within the last 12 months?**  
(only includes students that have had an appointment/discussion with a healthcare/mental health professional for the condition within the last 12 months)  
**Diabetes or pre-diabetes/insulin resistance**

	Male		Female		Unknown		Total	
	Freq.	Pct.	Freq.	Pct.	Freq.	Pct.	Freq.	Pct.
1 No	0	0	3	20	0	0	3	16.7 
2 Yes	3	100	12	80	0	0	15	83.3 
Valid responses =	3	17	15	83	0	0	18	2.3

Invalid responses include no response.

**65W18) Have you received treatment for the following condition(s) by a healthcare or mental health professional within the last 12 months?**  
(only includes students that have had an appointment/discussion with a healthcare/mental health professional for the condition within the last 12 months)  
**Endometriosis**

	Male		Female		Unknown		Total	
	Freq.	Pct.	Freq.	Pct.	Freq.	Pct.	Freq.	Pct.
1 No	0	0	3	30	0	0	4	33.3 
2 Yes	0	0	7	70	0	0	8	66.7 
Valid responses =	0	0	10	83	0	0	12	1.5

Invalid responses include no response.



# AMERICAN COLLEGE HEALTH ASSOCIATION

American College Health Association-National College Health Assessment (ACHA-NCHA III)

Institutional Data Report - Spring 2020

FLORIDA ATLANTIC UNIVERSITY

American College Health Association  
8455 Colesville Road, Suite 740  
Silver Spring, MD 20910  
(410) 859-1500

April 10, 2020  
FREQUENCY REPORT  
Number of Surveys (n) =

800 Web Surveys

[www.acha.org](http://www.acha.org)

**65W20) Have you received treatment for the following condition(s) by a healthcare or mental health professional within the last 12 months?**  
**(only includes students that have had an appointment/discussion with a healthcare/mental health professional for the condition within the last 12 months)**  
**Genital herpes**

	Male		Female		Unknown		Total	
	Freq.	Pct.	Freq.	Pct.	Freq.	Pct.	Freq.	Pct.
1 No	0	0	3	30	0	0	3	30.0
2 Yes	0	0	7	70	0	0	7	70.0
Valid responses =	0	0	10	100	0	0	10	1.3

Invalid responses include no response.

**65W21) Have you received treatment for the following condition(s) by a healthcare or mental health professional within the last 12 months?**  
**(only includes students that have had an appointment/discussion with a healthcare/mental health professional for the condition within the last 12 months)**  
**Gastroesophageal Reflux Disease (GERD) or acid reflux**

	Male		Female		Unknown		Total	
	Freq.	Pct.	Freq.	Pct.	Freq.	Pct.	Freq.	Pct.
1 No	0	0	2	12	0	0	2	10.0
2 Yes	3	100	15	88	0	0	18	90.0
Valid responses =	3	15	17	85	0	0	20	2.5

Invalid responses include no response.

**65W22) Have you received treatment for the following condition(s) by a healthcare or mental health professional within the last 12 months?**  
**(only includes students that have had an appointment/discussion with a healthcare/mental health professional for the condition within the last 12 months)**  
**Heart & vascular disorders (for example: atrial fibrillation or other cardiac arrhythmia, mitral valve prolapse or other valvular heart disease, congenital heart condition)**

	Male		Female		Unknown		Total	
	Freq.	Pct.	Freq.	Pct.	Freq.	Pct.	Freq.	Pct.
1 No	0	0	5	71	0	0	5	55.6
2 Yes	2	100	2	29	0	0	4	44.4
Valid responses =	2	22	7	78	0	0	9	1.1

Invalid responses include no response.

**65W23) Have you received treatment for the following condition(s) by a healthcare or mental health professional within the last 12 months?**  
**(only includes students that have had an appointment/discussion with a healthcare/mental health professional for the condition within the last 12 months)**  
**Hepatitis B or C**

	Male		Female		Unknown		Total	
	Freq.	Pct.	Freq.	Pct.	Freq.	Pct.	Freq.	Pct.
1 No	0	0	1	100	0	0	1	100.0
2 Yes	0	0	0	0	0	0	0	0.0
Valid responses =	0	0	1	100	0	0	1	0.1

Invalid responses include no response.

**65W24) Have you received treatment for the following condition(s) by a healthcare or mental health professional within the last 12 months?**  
**(only includes students that have had an appointment/discussion with a healthcare/mental health professional for the condition within the last 12 months)**  
**High blood pressure (hypertension)**

	Male		Female		Unknown		Total	
	Freq.	Pct.	Freq.	Pct.	Freq.	Pct.	Freq.	Pct.
1 No	0	0	4	29	0	0	4	21.1
2 Yes	5	100	10	71	0	0	15	78.9
Valid responses =	5	26	14	74	0	0	19	2.4

Invalid responses include no response.

**65W25) Have you received treatment for the following condition(s) by a healthcare or mental health professional within the last 12 months?**  
**(only includes students that have had an appointment/discussion with a healthcare/mental health professional for the condition within the last 12 months)**  
**High cholesterol (hyperlipidemia)**

	Male		Female		Unknown		Total	
	Freq.	Pct.	Freq.	Pct.	Freq.	Pct.	Freq.	Pct.
1 No	4	44	19	50	0	0	24	49.0
2 Yes	5	56	19	50	0	0	25	51.0
Valid responses =	9	18	38	78	0	0	49	6.1

Invalid responses include no response.

**65W26) Have you received treatment for the following condition(s) by a healthcare or mental health professional within the last 12 months?**  
**(only includes students that have had an appointment/discussion with a healthcare/mental health professional for the condition within the last 12 months)**  
**HIV or AIDS**

	Male		Female		Unknown		Total	
	Freq.	Pct.	Freq.	Pct.	Freq.	Pct.	Freq.	Pct.
1 No	0	0	0	0	0	0	0	0.0
2 Yes	1	100	1	100	0	0	2	100.0
Valid responses =	1	50	1	50	0	0	2	0.3

Invalid responses include no response.





# AMERICAN COLLEGE HEALTH ASSOCIATION

American College Health Association-National College Health Assessment (ACHA-NCHA III)

Institutional Data Report - Spring 2020

American College Health Association  
8455 Colesville Road, Suite 740  
Silver Spring, MD 20910  
(410) 859-1500

[www.acha.org](http://www.acha.org)

FLORIDA ATLANTIC UNIVERSITY

April 10, 2020

FREQUENCY REPORT

Number of Surveys (n) = 800 Web Surveys

**65W27) Have you received treatment for the following condition(s) by a healthcare or mental health professional within the last 12 months?**  
**(only includes students that have had an appointment/discussion with a healthcare/mental health professional for the condition within the last 12 months)**  
**Human papillomavirus (HPV) or genital warts**

	Male		Female		Unknown		Total		Pct.
	Freq.	Pct.	Freq.	Pct.	Freq.	Pct.	Freq.		
1 No	2	100	5	39	0	0	7	46.7	
2 Yes	0	0	8	62	0	0	8	53.3	
Valid responses =	2	13	13	87	0	0	15	1.9	

Invalid responses include no response.

**65W29) Have you received treatment for the following condition(s) by a healthcare or mental health professional within the last 12 months?**  
**(only includes students that have had an appointment/discussion with a healthcare/mental health professional for the condition within the last 12 months)**  
**Irritable bowel syndrome (spastic colon or spastic bowel)**

	Male		Female		Unknown		Total		Pct.
	Freq.	Pct.	Freq.	Pct.	Freq.	Pct.	Freq.		
1 No	0	0	5	28	0	0	5	25.0	
2 Yes	0	0	13	72	0	0	15	75.0	
Valid responses =	0	0	18	90	0	0	20	2.5	

Invalid responses include no response.

**65W30) Have you received treatment for the following condition(s) by a healthcare or mental health professional within the last 12 months?**  
**(only includes students that have had an appointment/discussion with a healthcare/mental health professional for the condition within the last 12 months)**  
**Migraine headaches**

	Male		Female		Unknown		Total		Pct.
	Freq.	Pct.	Freq.	Pct.	Freq.	Pct.	Freq.		
1 No	1	50	12	32	0	0	14	32.6	
2 Yes	1	50	26	68	1	100	29	67.4	
Valid responses =	2	5	38	88	1	2	43	5.4	

Invalid responses include no response.

**65W32) Have you received treatment for the following condition(s) by a healthcare or mental health professional within the last 12 months?**  
**(only includes students that have had an appointment/discussion with a healthcare/mental health professional for the condition within the last 12 months)**  
**Polycystic Ovarian Syndrome (PCOS)**

	Male		Female		Unknown		Total		Pct.
	Freq.	Pct.	Freq.	Pct.	Freq.	Pct.	Freq.		
1 No	0	0	4	15	0	0	5	17.2	
2 Yes	0	0	23	85	0	0	24	82.8	
Valid responses =	0	0	27	93	0	0	29	3.6	

Invalid responses include no response.

**65W35) Have you received treatment for the following condition(s) by a healthcare or mental health professional within the last 12 months?**  
**(only includes students that have had an appointment/discussion with a healthcare/mental health professional for the condition within the last 12 months)**  
**Sleep Apnea**

	Male		Female		Unknown		Total		Pct.
	Freq.	Pct.	Freq.	Pct.	Freq.	Pct.	Freq.		
1 No	1	33	0	0	0	0	1	14.3	
2 Yes	2	67	4	100	0	0	6	85.7	
Valid responses =	3	43	4	57	0	0	7	0.9	

Invalid responses include no response.

**65W36) Have you received treatment for the following condition(s) by a healthcare or mental health professional within the last 12 months?**  
**(only includes students that have had an appointment/discussion with a healthcare/mental health professional for the condition within the last 12 months)**  
**Thyroid condition or disorder**

	Male		Female		Unknown		Total		Pct.
	Freq.	Pct.	Freq.	Pct.	Freq.	Pct.	Freq.		
1 No	0	0	4	18	0	0	4	16.7	
2 Yes	0	0	18	82	0	0	20	83.3	
Valid responses =	0	0	22	92	0	0	24	3.0	

Invalid responses include no response.

**65W39) Have you received treatment for the following condition(s) by a healthcare or mental health professional within the last 12 months?**  
**(only includes students that have had an appointment/discussion with a healthcare/mental health professional for the condition within the last 12 months)**  
**Urinary system disorder (for example: bladder or kidney disease, urinary reflux, interstitial cystitis)**

	Male		Female		Unknown		Total		Pct.
	Freq.	Pct.	Freq.	Pct.	Freq.	Pct.	Freq.		
1 No	0	0	2	22	0	0	2	20.0	
2 Yes	1	100	7	78	0	0	8	80.0	
Valid responses =	1	10	9	90	0	0	10	1.3	

Invalid responses include no response.



# AMERICAN COLLEGE HEALTH ASSOCIATION

American College Health Association-National College Health Assessment (ACHA-NCHA III)

Institutional Data Report - Spring 2020

American College Health Association  
8455 Colesville Road, Suite 740  
Silver Spring, MD 20910  
(410) 859-1500  
[www.acha.org](http://www.acha.org)

FLORIDA ATLANTIC UNIVERSITY

April 10, 2020

FREQUENCY REPORT

Number of Surveys (n) = 800 Web Surveys

**65X1) Did a healthcare or mental health professional tell you that you do not need treatment, or that you can stop treatment, for the following conditions?**  
**(only includes students that have had an appointment/discussion, but have not received treatment for the condition within the last 12 months)**

**Acne**

	Male		Female		Unknown		Total	
	Freq.	Pct.	Freq.	Pct.	Freq.	Pct.	Freq.	Pct.
1 No	0	0	6	55	0	0	6	54.5
2 Yes	0	0	5	46	0	0	5	45.5
Valid responses =	0	0	11	100	0	0	11	1.4

Invalid responses include no response.

**65X2) Did a healthcare or mental health professional tell you that you do not need treatment, or that you can stop treatment, for the following conditions?**  
**(only includes students that have had an appointment/discussion, but have not received treatment for the condition within the last 12 months)**

**ADD/ADHD - Attention Deficit/Hyperactivity Disorder**

	Male		Female		Unknown		Total	
	Freq.	Pct.	Freq.	Pct.	Freq.	Pct.	Freq.	Pct.
1 No	0	0	0	0	0	0	0	0.0
2 Yes	0	0	0	0	0	0	0	0.0
Valid responses =	0	0	0	0	0	0	0	0.0

Invalid responses include no response.

**65X3) Did a healthcare or mental health professional tell you that you do not need treatment, or that you can stop treatment, for the following conditions?**  
**(only includes students that have had an appointment/discussion, but have not received treatment for the condition within the last 12 months)**

**Alcohol or Other Drug-Related Abuse or Addiction**

	Male		Female		Unknown		Total	
	Freq.	Pct.	Freq.	Pct.	Freq.	Pct.	Freq.	Pct.
1 No	0	0	0	0	0	0	0	0.0
2 Yes	0	0	0	0	0	0	0	0.0
Valid responses =	0	0	0	0	0	0	0	0.0

Invalid responses include no response.

**65X4) Did a healthcare or mental health professional tell you that you do not need treatment, or that you can stop treatment, for the following conditions?**  
**(only includes students that have had an appointment/discussion, but have not received treatment for the condition within the last 12 months)**

**Allergies - food allergy**

	Male		Female		Unknown		Total	
	Freq.	Pct.	Freq.	Pct.	Freq.	Pct.	Freq.	Pct.
1 No	1	100	6	50	0	0	8	57.1
2 Yes	0	0	6	50	0	0	6	42.9
Valid responses =	1	7	12	86	0	0	14	1.8

Invalid responses include no response.

**65X5) Did a healthcare or mental health professional tell you that you do not need treatment, or that you can stop treatment, for the following conditions?**  
**(only includes students that have had an appointment/discussion, but have not received treatment for the condition within the last 12 months)**

**Allergies - animals/pets**

	Male		Female		Unknown		Total	
	Freq.	Pct.	Freq.	Pct.	Freq.	Pct.	Freq.	Pct.
1 No	1	33	23	74	0	0	25	71.4
2 Yes	2	67	8	26	0	0	10	28.6
Valid responses =	3	9	31	89	0	0	35	4.4

Invalid responses include no response.

**65X6) Did a healthcare or mental health professional tell you that you do not need treatment, or that you can stop treatment, for the following conditions?**  
**(only includes students that have had an appointment/discussion, but have not received treatment for the condition within the last 12 months)**

**Allergies - environmental (for example: pollen, grass, dust, mold)**

	Male		Female		Unknown		Total	
	Freq.	Pct.	Freq.	Pct.	Freq.	Pct.	Freq.	Pct.
1 No	0	0	0	0	0	0	0	0.0
2 Yes	0	0	0	0	0	0	0	0.0
Valid responses =	0	0	0	0	0	0	0	0.0

Invalid responses include no response.

**65X7) Did a healthcare or mental health professional tell you that you do not need treatment, or that you can stop treatment, for the following conditions?**  
**(only includes students that have had an appointment/discussion, but have not received treatment for the condition within the last 12 months)**

**Anxiety (for example: Generalized Anxiety, Social Anxiety, Panic Disorder, Specific Phobia)**

	Male		Female		Unknown		Total	
	Freq.	Pct.	Freq.	Pct.	Freq.	Pct.	Freq.	Pct.
1 No	0	0	1	25	0	0	1	25.0
2 Yes	0	0	3	75	0	0	3	75.0
Valid responses =	0	0	4	100	0	0	4	0.5

Invalid responses include no response.



# AMERICAN COLLEGE HEALTH ASSOCIATION

American College Health Association-National College Health Assessment (ACHA-NCHA III)

Institutional Data Report - Spring 2020

FLORIDA ATLANTIC UNIVERSITY

American College Health Association  
8455 Colesville Road, Suite 740  
Silver Spring, MD 20910  
(410) 859-1500  
[www.acha.org](http://www.acha.org)

April 10, 2020

FREQUENCY REPORT

Number of Surveys (n) = 800 Web Surveys

**65X8) Did a healthcare or mental health professional tell you that you do not need treatment, or that you can stop treatment, for the following conditions?**  
**(only includes students that have had an appointment/discussion, but have not received treatment for the condition within the last 12 months)**

**Asthma**

	Male		Female		Unknown		Total	
	Freq.	Pct.	Freq.	Pct.	Freq.	Pct.	Freq.	Pct.
1 No	0	0	2	67	0	0	2	40.0
2 Yes	2	100	1	33	0	0	3	60.0
Valid responses =	2	40	3	60	0	0	5	0.6

Invalid responses include no response.

**65X9) Did a healthcare or mental health professional tell you that you do not need treatment, or that you can stop treatment, for the following conditions?**  
**(only includes students that have had an appointment/discussion, but have not received treatment for the condition within the last 12 months)**

**Autism spectrum**

	Male		Female		Unknown		Total	
	Freq.	Pct.	Freq.	Pct.	Freq.	Pct.	Freq.	Pct.
1 No	0	0	0	0	0	0	0	0.0
2 Yes	0	0	0	0	0	0	1	100.0
Valid responses =	0	0	0	0	0	0	1	0.1

Invalid responses include no response.

**65X10) Did a healthcare or mental health professional tell you that you do not need treatment, or that you can stop treatment, for the following conditions?**  
**(only includes students that have had an appointment/discussion, but have not received treatment for the condition within the last 12 months)**

**Bipolar and Related Conditions (for example: Bipolar I, II, Hypomanic Episode)**

	Male		Female		Unknown		Total	
	Freq.	Pct.	Freq.	Pct.	Freq.	Pct.	Freq.	Pct.
1 No	0	0	0	0	0	0	0	0.0
2 Yes	0	0	0	0	0	0	0	0.0
Valid responses =	0	0	0	0	0	0	0	0.0

Invalid responses include no response.

**65X11) Did a healthcare or mental health professional tell you that you do not need treatment, or that you can stop treatment, for the following conditions?**  
**(only includes students that have had an appointment/discussion, but have not received treatment for the condition within the last 12 months)**

**Borderline Personality Disorder (BPD), Avoidant Personality, Dependent Personality, or another personality disorder**

	Male		Female		Unknown		Total	
	Freq.	Pct.	Freq.	Pct.	Freq.	Pct.	Freq.	Pct.
1 No	0	0	0	0	0	0	0	0.0
2 Yes	0	0	0	0	0	0	0	0.0
Valid responses =	0	0	0	0	0	0	0	0.0

Invalid responses include no response.

**65X12) Did a healthcare or mental health professional tell you that you do not need treatment, or that you can stop treatment, for the following conditions?**  
**(only includes students that have had an appointment/discussion, but have not received treatment for the condition within the last 12 months)**

**Cancer**

	Male		Female		Unknown		Total	
	Freq.	Pct.	Freq.	Pct.	Freq.	Pct.	Freq.	Pct.
1 No	0	0	0	0	0	0	0	0.0
2 Yes	0	0	1	100	0	0	1	100.0
Valid responses =	0	0	1	100	0	0	1	0.1

Invalid responses include no response.

**65X13) Did a healthcare or mental health professional tell you that you do not need treatment, or that you can stop treatment, for the following conditions?**  
**(only includes students that have had an appointment/discussion, but have not received treatment for the condition within the last 12 months)**

**Celiac disease**

	Male		Female		Unknown		Total	
	Freq.	Pct.	Freq.	Pct.	Freq.	Pct.	Freq.	Pct.
1 No	0	0	1	100	0	0	1	100.0
2 Yes	0	0	0	0	0	0	0	0.0
Valid responses =	0	0	1	100	0	0	1	0.1

Invalid responses include no response.

**65X14) Did a healthcare or mental health professional tell you that you do not need treatment, or that you can stop treatment, for the following conditions?**  
**(only includes students that have had an appointment/discussion, but have not received treatment for the condition within the last 12 months)**

**Chronic pain (for example: back or joint pain, arthritis, nerve pain)**

	Male		Female		Unknown		Total	
	Freq.	Pct.	Freq.	Pct.	Freq.	Pct.	Freq.	Pct.
1 No	1	100	7	70	0	0	8	72.7
2 Yes	0	0	3	30	0	0	3	27.3
Valid responses =	1	9	10	91	0	0	11	1.4

Invalid responses include no response.



# AMERICAN COLLEGE HEALTH ASSOCIATION

American College Health Association-National College Health Assessment (ACHA-NCHA III)

Institutional Data Report - Spring 2020

FLORIDA ATLANTIC UNIVERSITY

American College Health Association  
8455 Colesville Road, Suite 740  
Silver Spring, MD 20910  
(410) 859-1500

April 10, 2020  
FREQUENCY REPORT  
Number of Surveys (n) =

800 Web Surveys

[www.acha.org](http://www.acha.org)

**65X15) Did a healthcare or mental health professional tell you that you do not need treatment, or that you can stop treatment, for the following conditions?**  
**(only includes students that have had an appointment/discussion, but have not received treatment for the condition within the last 12 months)**  
**Depression (for example: Major depression, persistent depressive disorder, disruptive mood disorder)**

	Male		Female		Unknown		Total	
	Freq.	Pct.	Freq.	Pct.	Freq.	Pct.	Freq.	Pct.
1 No	0	0	1	100	0	0	1	100.0
2 Yes	0	0	0	0	0	0	0	0.0
Valid responses =	0	0	1	100	0	0	1	0.1

Invalid responses include no response.

**65X16) Did a healthcare or mental health professional tell you that you do not need treatment, or that you can stop treatment, for the following conditions?**  
**(only includes students that have had an appointment/discussion, but have not received treatment for the condition within the last 12 months)**  
**Diabetes or pre-diabetes/insulin resistance**

	Male		Female		Unknown		Total	
	Freq.	Pct.	Freq.	Pct.	Freq.	Pct.	Freq.	Pct.
1 No	0	0	1	33	0	0	1	33.3
2 Yes	0	0	2	67	0	0	2	66.7
Valid responses =	0	0	3	100	0	0	3	0.4

Invalid responses include no response.

**65X17) Did a healthcare or mental health professional tell you that you do not need treatment, or that you can stop treatment, for the following conditions?**  
**(only includes students that have had an appointment/discussion, but have not received treatment for the condition within the last 12 months)**  
**Eating Disorders (for example: Anorexia Nervosa, Bulimia Nervosa, Binge-Eating)**

	Male		Female		Unknown		Total	
	Freq.	Pct.	Freq.	Pct.	Freq.	Pct.	Freq.	Pct.
1 No	0	0	0	0	0	0	0	0.0
2 Yes	0	0	1	100	0	0	1	100.0
Valid responses =	0	0	1	100	0	0	1	0.1

Invalid responses include no response.

**65X18) Did a healthcare or mental health professional tell you that you do not need treatment, or that you can stop treatment, for the following conditions?**  
**(only includes students that have had an appointment/discussion, but have not received treatment for the condition within the last 12 months)**  
**Endometriosis**

	Male		Female		Unknown		Total	
	Freq.	Pct.	Freq.	Pct.	Freq.	Pct.	Freq.	Pct.
1 No	0	0	2	67	0	0	3	75.0
2 Yes	0	0	1	33	0	0	1	25.0
Valid responses =	0	0	3	75	0	0	4	0.5

Invalid responses include no response.

**65X19) Did a healthcare or mental health professional tell you that you do not need treatment, or that you can stop treatment, for the following conditions?**  
**(only includes students that have had an appointment/discussion, but have not received treatment for the condition within the last 12 months)**  
**Gambling Disorder**

	Male		Female		Unknown		Total	
	Freq.	Pct.	Freq.	Pct.	Freq.	Pct.	Freq.	Pct.
1 No	0	0	0	0	0	0	0	0.0
2 Yes	0	0	0	0	0	0	0	0.0
Valid responses =	0	0	0	0	0	0	0	0.0

Invalid responses include no response.

**65X20) Did a healthcare or mental health professional tell you that you do not need treatment, or that you can stop treatment, for the following conditions?**  
**(only includes students that have had an appointment/discussion, but have not received treatment for the condition within the last 12 months)**  
**Genital herpes**

	Male		Female		Unknown		Total	
	Freq.	Pct.	Freq.	Pct.	Freq.	Pct.	Freq.	Pct.
1 No	0	0	1	33	0	0	1	33.3
2 Yes	0	0	2	67	0	0	2	66.7
Valid responses =	0	0	3	100	0	0	3	0.4

Invalid responses include no response.

**65X21) Did a healthcare or mental health professional tell you that you do not need treatment, or that you can stop treatment, for the following conditions?**  
**(only includes students that have had an appointment/discussion, but have not received treatment for the condition within the last 12 months)**  
**Gastroesophageal Reflux Disease (GERD) or acid reflux**

	Male		Female		Unknown		Total	
	Freq.	Pct.	Freq.	Pct.	Freq.	Pct.	Freq.	Pct.
1 No	0	0	0	0	0	0	0	0.0
2 Yes	0	0	1	100	0	0	1	100.0
Valid responses =	0	0	1	100	0	0	1	0.1

Invalid responses include no response.



# AMERICAN COLLEGE HEALTH ASSOCIATION

American College Health Association-National College Health Assessment (ACHA-NCHA III)

Institutional Data Report - Spring 2020

American College Health Association  
8455 Colesville Road, Suite 740  
Silver Spring, MD 20910  
(410) 859-1500  
[www.acha.org](http://www.acha.org)

FLORIDA ATLANTIC UNIVERSITY

April 10, 2020

FREQUENCY REPORT

Number of Surveys (n) = 800 Web Surveys

**65X22) Did a healthcare or mental health professional tell you that you do not need treatment, or that you can stop treatment, for the following conditions?**  
**(only includes students that have had an appointment/discussion, but have not received treatment for the condition within the last 12 months)**  
**Heart & vascular disorders (for example: atrial fibrillation or other cardiac arrhythmia, mitral valve prolapse or other valvular heart disease, congenital heart condition)**

	Male		Female		Unknown		Total	
	Freq.	Pct.	Freq.	Pct.	Freq.	Pct.	Freq.	Pct.
1 No	0	0	0	0	0	0	0	0.0
2 Yes	0	0	5	100	0	0	5	100.0
Valid responses =	0	0	5	100	0	0	5	0.6

Invalid responses include no response.

**65X23) Did a healthcare or mental health professional tell you that you do not need treatment, or that you can stop treatment, for the following conditions?**  
**(only includes students that have had an appointment/discussion, but have not received treatment for the condition within the last 12 months)**  
**Hepatitis B or C**

	Male		Female		Unknown		Total	
	Freq.	Pct.	Freq.	Pct.	Freq.	Pct.	Freq.	Pct.
1 No	0	0	1	100	0	0	1	100.0
2 Yes	0	0	0	0	0	0	0	0.0
Valid responses =	0	0	1	100	0	0	1	0.1

Invalid responses include no response.

**65X24) Did a healthcare or mental health professional tell you that you do not need treatment, or that you can stop treatment, for the following conditions?**  
**(only includes students that have had an appointment/discussion, but have not received treatment for the condition within the last 12 months)**  
**High blood pressure (hypertension)**

	Male		Female		Unknown		Total	
	Freq.	Pct.	Freq.	Pct.	Freq.	Pct.	Freq.	Pct.
1 No	0	0	2	50	0	0	2	50.0
2 Yes	0	0	2	50	0	0	2	50.0
Valid responses =	0	0	4	100	0	0	4	0.5

Invalid responses include no response.

**65X25) Did a healthcare or mental health professional tell you that you do not need treatment, or that you can stop treatment, for the following conditions?**  
**(only includes students that have had an appointment/discussion, but have not received treatment for the condition within the last 12 months)**  
**High cholesterol (hyperlipidemia)**

	Male		Female		Unknown		Total	
	Freq.	Pct.	Freq.	Pct.	Freq.	Pct.	Freq.	Pct.
1 No	2	50	9	47	0	0	11	45.8
2 Yes	2	50	10	53	0	0	13	54.2
Valid responses =	4	17	19	79	0	0	24	3.0

Invalid responses include no response.

**65X26) Did a healthcare or mental health professional tell you that you do not need treatment, or that you can stop treatment, for the following conditions?**  
**or that you can stop treatment, for the following conditions?**  
**(only includes students that have had an appointment/discussion, but have not received treatment for the condition within the last 12 months)**  
**HIV or AIDS**

	Male		Female		Unknown		Total	
	Freq.	Pct.	Freq.	Pct.	Freq.	Pct.	Freq.	Pct.
1 No	0	0	0	0	0	0	0	0.0
2 Yes	0	0	0	0	0	0	0	0.0
Valid responses =	0	0	0	0	0	0	0	0.0

Invalid responses include no response.

**65X27) Did a healthcare or mental health professional tell you that you do not need treatment, or that you can stop treatment, for the following conditions?**  
**or that you can stop treatment, for the following conditions?**  
**(only includes students that have had an appointment/discussion, but have not received treatment for the condition within the last 12 months)**  
**Human papillomavirus (HPV) or genital warts**

	Male		Female		Unknown		Total	
	Freq.	Pct.	Freq.	Pct.	Freq.	Pct.	Freq.	Pct.
1 No	0	0	1	20	0	0	1	14.3
2 Yes	2	100	4	80	0	0	6	85.7
Valid responses =	2	29	5	71	0	0	7	0.9

Invalid responses include no response.

**65X28) Did a healthcare or mental health professional tell you that you do not need treatment, or that you can stop treatment, for the following conditions?**  
**(only includes students that have had an appointment/discussion, but have not received treatment for the condition within the last 12 months)**  
**Insomnia**

	Male		Female		Unknown		Total	
	Freq.	Pct.	Freq.	Pct.	Freq.	Pct.	Freq.	Pct.
1 No	0	0	4	100	0	0	4	100.0
2 Yes	0	0	0	0	0	0	0	0.0
Valid responses =	0	0	4	100	0	0	4	0.5

Invalid responses include no response.



# AMERICAN COLLEGE HEALTH ASSOCIATION

American College Health Association-National College Health Assessment (ACHA-NCHA III)

Institutional Data Report - Spring 2020

FLORIDA ATLANTIC UNIVERSITY

American College Health Association  
8455 Colesville Road, Suite 740  
Silver Spring, MD 20910  
(410) 859-1500

April 10, 2020  
FREQUENCY REPORT  
Number of Surveys (n) =

800 Web Surveys

[www.acha.org](http://www.acha.org)

**65X29) Did a healthcare or mental health professional tell you that you do not need treatment, or that you can stop treatment, for the following conditions?**  
**(only includes students that have had an appointment/discussion, but have not received treatment for the condition within the last 12 months)**

Irritable bowel syndrome (spastic colon or spastic bowel)

	Male		Female		Unknown		Total		Pct.
	Freq.	Pct.	Freq.	Pct.	Freq.	Pct.	Freq.	Pct.	
1 No	0	0	3	60	0	0	3	60.0	
2 Yes	0	0	2	40	0	0	2	40.0	
Valid responses =	0	0	5	100	0	0	5	0.6	

Invalid responses include no response.

**65X30) Did a healthcare or mental health professional tell you that you do not need treatment, or that you can stop treatment, for the following conditions?**  
**(only includes students that have had an appointment/discussion, but have not received treatment for the condition within the last 12 months)**

Migraine headaches

	Male		Female		Unknown		Total		Pct.
	Freq.	Pct.	Freq.	Pct.	Freq.	Pct.	Freq.	Pct.	
1 No	1	100	10	83	0	0	11	78.6	
2 Yes	0	0	2	17	0	0	3	21.4	
Valid responses =	1	7	12	86	0	0	14	1.8	

Invalid responses include no response.

**65X31) Did a healthcare or mental health professional tell you that you do not need treatment, or that you can stop treatment, for the following conditions?**  
**(only includes students that have had an appointment/discussion, but have not received treatment for the condition within the last 12 months)**

Obsessive-Compulsive and Related Conditions (for example: OCD, Body Dysmorphia, Hoarding, Trichotillomania and other body-focused repetitive behavior disorders)

	Male		Female		Unknown		Total		Pct.
	Freq.	Pct.	Freq.	Pct.	Freq.	Pct.	Freq.	Pct.	
1 No	0	0	2	100	0	0	2	100.0	
2 Yes	0	0	0	0	0	0	0	0.0	
Valid responses =	0	0	2	100	0	0	2	0.3	

Invalid responses include no response.

**65X32) Did a healthcare or mental health professional tell you that you do not need treatment, or that you can stop treatment, for the following conditions?**  
**(only includes students that have had an appointment/discussion, but have not received treatment for the condition within the last 12 months)**

Polycystic Ovarian Syndrome (PCOS)

	Male		Female		Unknown		Total		Pct.
	Freq.	Pct.	Freq.	Pct.	Freq.	Pct.	Freq.	Pct.	
1 No	0	0	1	25	0	0	1	20.0	
2 Yes	0	0	3	75	0	0	4	80.0	
Valid responses =	0	0	4	80	0	0	5	0.6	

Invalid responses include no response.

**65X33) Did a healthcare or mental health professional tell you that you do not need treatment, or that you can stop treatment, for the following conditions?**  
**(only includes students that have had an appointment/discussion, but have not received treatment for the condition within the last 12 months)**

PTSD (Posttraumatic Stress Disorder), Acute Stress Disorder, Adjustment Disorder, or another trauma- or stressor-related condition

	Male		Female		Unknown		Total		Pct.
	Freq.	Pct.	Freq.	Pct.	Freq.	Pct.	Freq.	Pct.	
1 No	0	0	2	100	0	0	2	100.0	
2 Yes	0	0	0	0	0	0	0	0.0	
Valid responses =	0	0	2	100	0	0	2	0.3	

Invalid responses include no response.

**65X34) Did a healthcare or mental health professional tell you that you do not need treatment, or that you can stop treatment, for the following conditions?**  
**(only includes students that have had an appointment/discussion, but have not received treatment for the condition within the last 12 months)**

Schizophrenia and Other Psychotic Conditions (for example: Schizophrenia, Schizoaffective Disorder, Schizophreniform Disorder, Delusional Disorder)

	Male		Female		Unknown		Total		Pct.
	Freq.	Pct.	Freq.	Pct.	Freq.	Pct.	Freq.	Pct.	
1 No	0	0	0	0	0	0	0	0.0	
2 Yes	0	0	0	0	0	0	0	0.0	
Valid responses =	0	0	0	0	0	0	0	0.0	

Invalid responses include no response.

**65X35) Did a healthcare or mental health professional tell you that you do not need treatment, or that you can stop treatment, for the following conditions?**  
**(only includes students that have had an appointment/discussion, but have not received treatment for the condition within the last 12 months)**

Sleep Apnea

	Male		Female		Unknown		Total		Pct.
	Freq.	Pct.	Freq.	Pct.	Freq.	Pct.	Freq.	Pct.	
1 No	1	100	0	0	0	0	1	100.0	
2 Yes	0	0	0	0	0	0	0	0.0	
Valid responses =	1	100	0	0	0	0	1	0.1	

Invalid responses include no response.



# AMERICAN COLLEGE HEALTH ASSOCIATION

American College Health Association-National College Health Assessment (ACHA-NCHA III)

Institutional Data Report - Spring 2020

FLORIDA ATLANTIC UNIVERSITY

American College Health Association  
8455 Colesville Road, Suite 740  
Silver Spring, MD 20910  
(410) 859-1500

April 10, 2020  
FREQUENCY REPORT  
Number of Surveys (n) =

800 Web Surveys

[www.acha.org](http://www.acha.org)

**65X36) Did a healthcare or mental health professional tell you that you do not need treatment, or that you can stop treatment, for the following conditions?**  
**(only includes students that have had an appointment/discussion, but have not received treatment for the condition within the last 12 months)**

**Thyroid condition or disorder**

	Male		Female		Unknown		Total	
	Freq.	Pct.	Freq.	Pct.	Freq.	Pct.	Freq.	Pct.
1 No	0	0	0	0	0	0	0	0.0
2 Yes	0	0	4	100	0	0	4	100.0
Valid responses =	0	0	4	100	0	0	4	0.5

Invalid responses include no response.

**65X37) Did a healthcare or mental health professional tell you that you do not need treatment, or that you can stop treatment, for the following conditions?**  
**(only includes students that have had an appointment/discussion, but have not received treatment for the condition within the last 12 months)**

**Tourette's or other neurodevelopmental condition not already listed**

	Male		Female		Unknown		Total	
	Freq.	Pct.	Freq.	Pct.	Freq.	Pct.	Freq.	Pct.
1 No	0	0	0	0	0	0	0	0.0
2 Yes	0	0	0	0	0	0	0	0.0
Valid responses =	0	0	0	0	0	0	0	0.0

Invalid responses include no response.

**65X38) Did a healthcare or mental health professional tell you that you do not need treatment, or that you can stop treatment, for the following conditions?**  
**(only includes students that have had an appointment/discussion, but have not received treatment for the condition within the last 12 months)**

**Traumatic brain injury (TBI)**

	Male		Female		Unknown		Total	
	Freq.	Pct.	Freq.	Pct.	Freq.	Pct.	Freq.	Pct.
1 No	0	0	1	100	0	0	1	100.0
2 Yes	0	0	0	0	0	0	0	0.0
Valid responses =	0	0	1	100	0	0	1	0.1

Invalid responses include no response.

**65X39) Did a healthcare or mental health professional tell you that you do not need treatment, or that you can stop treatment, for the following conditions?**  
**(only includes students that have had an appointment/discussion, but have not received treatment for the condition within the last 12 months)**

**Urinary system disorder (for example: bladder or kidney disease, urinary reflux, interstitial cystitis)**

	Male		Female		Unknown		Total	
	Freq.	Pct.	Freq.	Pct.	Freq.	Pct.	Freq.	Pct.
1 No	0	0	1	50	0	0	1	50.0
2 Yes	0	0	1	50	0	0	1	50.0
Valid responses =	0	0	2	100	0	0	2	0.3

Invalid responses include no response.

**65Y) Within the last 12 months, to what extent did your ongoing or chronic condition(s) negatively affect your academic performance?**

**(only includes students with an ongoing or chronic condition)**

	Male		Female		Unknown		Total	
	Freq.	Pct.	Freq.	Pct.	Freq.	Pct.	Freq.	Pct.
1 Did not affect academic performance	93	76	293	64	1	50	397	65.8
2 Negatively impacted performance in a class	25	20	129	28	1	50	162	26.9
3 Delayed progress towards degree	5	4	35	8	0	0	44	7.3
Valid responses =	123	20	457	76	2	0	603	75.4

Invalid responses include no response.

**66A) Within the last 12 months, have any of the following affected your academic performance?**

**Assault (physical)**

	Male		Female		Unknown		Total	
	Freq.	Pct.	Freq.	Pct.	Freq.	Pct.	Freq.	Pct.
1 Did not experience this issue	176	98	564	96	3	100	766	96.7
2 Did not affect academic performance	2	1	14	2	0	0	17	2.1
3 Negatively impacted performance in a class	2	1	5	1	0	0	7	0.9
4 Delayed progress towards degree	0	0	2	0	0	0	2	0.3
Valid responses =	180	23	585	74	3	0	792	99.0

Invalid responses include no response.

**66B) Within the last 12 months, have any of the following affected your academic performance?**

**Assault (sexual)**

	Male		Female		Unknown		Total	
	Freq.	Pct.	Freq.	Pct.	Freq.	Pct.	Freq.	Pct.
1 Did not experience this issue	178	99	551	95	3	100	750	95.1
2 Did not affect academic performance	1	1	22	4	0	0	26	3.3
3 Negatively impacted performance in a class	1	1	6	1	0	0	10	1.3
4 Delayed progress towards degree	0	0	3	1	0	0	3	0.4
Valid responses =	180	23	582	74	3	0	789	98.6

Invalid responses include no response.



# AMERICAN COLLEGE HEALTH ASSOCIATION

American College Health Association-National College Health Assessment (ACHA-NCHA III)

Institutional Data Report - Spring 2020

FLORIDA ATLANTIC UNIVERSITY

American College Health Association  
8455 Colesville Road, Suite 740  
Silver Spring, MD 20910  
(410) 859-1500  
[www.acha.org](http://www.acha.org)

April 10, 2020

FREQUENCY REPORT

Number of Surveys (n) = 800 Web Surveys

## 66C) Within the last 12 months, have any of the following affected your academic performance?

### Allergies

	Male		Female		Unknown		Total		Pct.
	Freq.	Pct.	Freq.	Pct.	Freq.	Pct.	Freq.	Pct.	
1 Did not experience this issue	126	71	340	59	2	67	482	61.5	
2 Did not affect academic performance	46	26	214	37	0	0	267	34.1	
3 Negatively impacted performance in a class	6	3	24	4	1	33	34	4.3	
4 Delayed progress towards degree	0	0	1	0	0	0	1	0.1	
Valid responses =	178	23	579	74	3	0	784	98.0	

Invalid responses include no response.

## 66D) Within the last 12 months, have any of the following affected your academic performance?

### Anxiety

	Male		Female		Unknown		Total		Pct.
	Freq.	Pct.	Freq.	Pct.	Freq.	Pct.	Freq.	Pct.	
1 Did not experience this issue	79	44	163	28	1	33	249	31.5	
2 Did not affect academic performance	60	33	220	38	0	0	284	35.9	
3 Negatively impacted performance in a class	37	21	170	29	2	67	220	27.8	
4 Delayed progress towards degree	4	2	30	5	0	0	37	4.7	
Valid responses =	180	23	583	74	3	0	790	98.8	

Invalid responses include no response.

## 66E) Within the last 12 months, have any of the following affected your academic performance?

### Attention-Deficit/Hyperactivity Disorder (ADHD) or Attention-Deficit Disorder (ADD)

	Male		Female		Unknown		Total		Pct.
	Freq.	Pct.	Freq.	Pct.	Freq.	Pct.	Freq.	Pct.	
1 Did not experience this issue	156	87	497	85	2	67	675	85.7	
2 Did not affect academic performance	11	6	35	6	0	0	47	6.0	
3 Negatively impacted performance in a class	11	6	35	6	1	33	50	6.3	
4 Delayed progress towards degree	1	1	15	3	0	0	16	2.0	
Valid responses =	179	23	582	74	3	0	788	98.5	

Invalid responses include no response.

## 66F) Within the last 12 months, have any of the following affected your academic performance?

### Concussion or Traumatic Brain Injury (TBI)

	Male		Female		Unknown		Total		Pct.
	Freq.	Pct.	Freq.	Pct.	Freq.	Pct.	Freq.	Pct.	
1 Did not experience this issue	176	98	570	98	3	100	772	97.7	
2 Did not affect academic performance	3	2	8	1	0	0	12	1.5	
3 Negatively impacted performance in a class	1	1	3	1	0	0	4	0.5	
4 Delayed progress towards degree	0	0	2	0	0	0	2	0.3	
Valid responses =	180	23	583	74	3	0	790	98.8	

Invalid responses include no response.

## 66G) Within the last 12 months, have any of the following affected your academic performance?

### Depression

	Male		Female		Unknown		Total		Pct.
	Freq.	Pct.	Freq.	Pct.	Freq.	Pct.	Freq.	Pct.	
1 Did not experience this issue	111	62	292	50	2	67	411	52.2	
2 Did not affect academic performance	39	22	132	23	1	33	176	22.3	
3 Negatively impacted performance in a class	26	14	130	22	0	0	166	21.1	
4 Delayed progress towards degree	4	2	27	5	0	0	35	4.4	
Valid responses =	180	23	581	74	3	0	788	98.5	

Invalid responses include no response.

## 66H) Within the last 12 months, have any of the following affected your academic performance?

### Eating disorder/problem

	Male		Female		Unknown		Total		Pct.
	Freq.	Pct.	Freq.	Pct.	Freq.	Pct.	Freq.	Pct.	
1 Did not experience this issue	168	93	487	84	2	67	672	85.4	
2 Did not affect academic performance	10	6	69	12	1	33	87	11.1	
3 Negatively impacted performance in a class	2	1	14	2	0	0	17	2.2	
4 Delayed progress towards degree	0	0	10	2	0	0	11	1.4	
Valid responses =	180	23	580	74	3	0	787	98.4	

Invalid responses include no response.

## 66I) Within the last 12 months, have any of the following affected your academic performance?

### Headaches/migraines

	Male		Female		Unknown		Total		Pct.
	Freq.	Pct.	Freq.	Pct.	Freq.	Pct.	Freq.	Pct.	
1 Did not experience this issue	119	67	268	46	2	67	399	51.0	
2 Did not affect academic performance	46	26	228	39	0	0	286	36.5	
3 Negatively impacted performance in a class	12	7	80	14	1	33	94	12.0	
4 Delayed progress towards degree	0	0	4	1	0	0	4	0.5	
Valid responses =	177	23	580	74	3	0	783	97.9	

Invalid responses include no response.





# AMERICAN COLLEGE HEALTH ASSOCIATION

American College Health Association-National College Health Assessment (ACHA-NCHA III)

Institutional Data Report - Spring 2020

FLORIDA ATLANTIC UNIVERSITY

American College Health Association  
8455 Colesville Road, Suite 740  
Silver Spring, MD 20910  
(410) 859-1500  
[www.acha.org](http://www.acha.org)

April 10, 2020

FREQUENCY REPORT

Number of Surveys (n) = 800 Web Surveys

## 66J) Within the last 12 months, have any of the following affected your academic performance? Influenza or influenza like illness (the flu)

	Male		Female		Unknown		Total		Pct.
	Freq.	Pct.	Freq.	Pct.	Freq.	Pct.	Freq.	Pct.	
1 Did not experience this issue	157	88	479	83	2	67	655	83.4	
2 Did not affect academic performance	10	6	61	11	1	33	75	9.6	
3 Negatively impacted performance in a class	12	7	36	6	0	0	51	6.5	
4 Delayed progress towards degree	0	0	3	1	0	0	4	0.5	
Valid responses =	179	23	579	74	3	0	785	98.1	

Invalid responses include no response.

## 66K) Within the last 12 months, have any of the following affected your academic performance? Injury (for example: burn, sprain, or broken bone) excluding concussion or TBI

	Male		Female		Unknown		Total		Pct.
	Freq.	Pct.	Freq.	Pct.	Freq.	Pct.	Freq.	Pct.	
1 Did not experience this issue	168	93	516	89	3	100	708	90.0	
2 Did not affect academic performance	7	4	49	8	0	0	58	7.4	
3 Negatively impacted performance in a class	5	3	10	2	0	0	16	2.0	
4 Delayed progress towards degree	0	0	5	1	0	0	5	0.6	
Valid responses =	180	23	580	74	3	0	787	98.4	

Invalid responses include no response.

## 66L) Within the last 12 months, have any of the following affected your academic performance? PMS (Premenstrual Syndrome), painful periods, or menstrual cramping

	Male		Female		Unknown		Total		Pct.
	Freq.	Pct.	Freq.	Pct.	Freq.	Pct.	Freq.	Pct.	
1 Did not experience this issue	179	100	251	43	2	67	445	56.7	
2 Did not affect academic performance	0	0	260	45	0	0	268	34.1	
3 Negatively impacted performance in a class	0	0	64	11	1	33	68	8.7	
4 Delayed progress towards degree	0	0	4	1	0	0	4	0.5	
Valid responses =	179	23	579	74	3	0	785	98.1	

Invalid responses include no response.

## 66M) Within the last 12 months, have any of the following affected your academic performance? Post Traumatic Stress Disorder (PTSD)

	Male		Female		Unknown		Total		Pct.
	Freq.	Pct.	Freq.	Pct.	Freq.	Pct.	Freq.	Pct.	
1 Did not experience this issue	173	97	527	91	3	100	721	91.7	
2 Did not affect academic performance	1	1	33	6	0	0	37	4.7	
3 Negatively impacted performance in a class	4	2	15	3	0	0	20	2.5	
4 Delayed progress towards degree	1	1	5	1	0	0	8	1.0	
Valid responses =	179	23	580	74	3	0	786	98.3	

Invalid responses include no response.

## 66N) Within the last 12 months, have any of the following affected your academic performance? Short-term illness, excluding upper respiratory illness and influenza

	Male		Female		Unknown		Total		Pct.
	Freq.	Pct.	Freq.	Pct.	Freq.	Pct.	Freq.	Pct.	
1 Did not experience this issue	157	88	455	79	3	100	634	80.9	
2 Did not affect academic performance	17	10	89	15	0	0	109	13.9	
3 Negatively impacted performance in a class	5	3	32	6	0	0	39	5.0	
4 Delayed progress towards degree	0	0	2	0	0	0	2	0.3	
Valid responses =	179	23	578	74	3	0	784	98.0	

Invalid responses include no response.

## 66O) Within the last 12 months, have any of the following affected your academic performance? Upper respiratory illness (for example: sinus infection, colds, or sore throat, etc.)

	Male		Female		Unknown		Total		Pct.
	Freq.	Pct.	Freq.	Pct.	Freq.	Pct.	Freq.	Pct.	
1 Did not experience this issue	141	79	337	58	3	100	495	63.1	
2 Did not affect academic performance	29	16	173	30	0	0	208	26.5	
3 Negatively impacted performance in a class	9	5	65	11	0	0	78	9.9	
4 Delayed progress towards degree	0	0	3	1	0	0	3	0.4	
Valid responses =	179	23	578	74	3	0	784	98.0	

Invalid responses include no response.

## 66P) Within the last 12 months, have any of the following affected your academic performance? Sleep difficulties

	Male		Female		Unknown		Total		Pct.
	Freq.	Pct.	Freq.	Pct.	Freq.	Pct.	Freq.	Pct.	
1 Did not experience this issue	95	53	246	42	2	67	351	44.5	
2 Did not affect academic performance	47	26	186	32	1	33	242	30.7	
3 Negatively impacted performance in a class	34	19	137	24	0	0	178	22.6	
4 Delayed progress towards degree	3	2	13	2	0	0	17	2.2	
Valid responses =	179	23	582	74	3	0	788	98.5	

Invalid responses include no response.



# AMERICAN COLLEGE HEALTH ASSOCIATION

American College Health Association-National College Health Assessment (ACHA-NCHA III)

Institutional Data Report - Spring 2020

FLORIDA ATLANTIC UNIVERSITY

American College Health Association  
8455 Colesville Road, Suite 740  
Silver Spring, MD 20910  
(410) 859-1500  
[www.acha.org](http://www.acha.org)

April 10, 2020

FREQUENCY REPORT

Number of Surveys (n) =

800 Web Surveys

## 66Q) Within the last 12 months, have any of the following affected your academic performance?

### Stress

	Male		Female		Unknown		Total		Pct.
	Freq.	Pct.	Freq.	Pct.	Freq.	Pct.	Freq.	Pct.	
1 Did not experience this issue	58	32	82	14	1	33	145	18.4	
2 Did not affect academic performance	65	36	244	42	0	0	316	40.1	
3 Negatively impacted performance in a class	51	29	215	37	2	67	278	35.3	
4 Delayed progress towards degree	5	3	41	7	0	0	49	6.2	
Valid responses =	179	23	582	74	3	0	788	98.5	

Invalid responses include no response.

## 66R) Within the last 12 months, have any of the following affected your academic performance?

### Other issue not previously reported

	Male		Female		Unknown		Total		Pct.
	Freq.	Pct.	Freq.	Pct.	Freq.	Pct.	Freq.	Pct.	
1 Did not experience this issue	144	99	455	96	1	100	617	96.7	
2 Did not affect academic performance	1	1	8	2	0	0	9	1.4	
3 Negatively impacted performance in a class	0	0	3	1	0	0	3	0.5	
4 Delayed progress towards degree	0	0	8	2	0	0	9	1.4	
Valid responses =	145	23	474	74	1	0	638	79.8	

Invalid responses include no response.

## 67A) What sex were you assigned at birth?

	Male		Female		Unknown		Total		Pct.
	Freq.	Pct.	Freq.	Pct.	Freq.	Pct.	Freq.	Pct.	
1 Female	0	0	587	100	2	67	607	76.3	
2 Male	181	100	0	0	1	33	187	23.5	
3 Intersex	0	0	1	0	0	0	2	0.3	
Valid responses =	181	23	588	74	3	0	796	99.5	

Invalid responses include no response.

## 67B) Do you identify as transgender?

	Male		Female		Unknown		Total		Pct.
	Freq.	Pct.	Freq.	Pct.	Freq.	Pct.	Freq.	Pct.	
1 No	181	100	588	100	1	100	781	98.5	
2 Yes	0	0	0	0	0	0	12	1.5	
Valid responses =	181	23	588	74	1	0	793	99.1	

Invalid responses include no response.

## 67C) Which term do you use to describe your gender identity?

	Male		Female		Unknown		Total		Pct.
	Freq.	Pct.	Freq.	Pct.	Freq.	Pct.	Freq.	Pct.	
1 Woman or female	0	0	588	100	2	67	594	74.6	
2 Man or male	181	100	0	0	1	33	186	23.4	
3 Trans woman	0	0	0	0	0	0	0	0.0	
4 Trans man	0	0	0	0	0	0	0	0.0	
5 Genderqueer	0	0	0	0	0	0	1	0.1	
6 My identity is not listed	0	0	0	0	0	0	1	0.1	
7 Agender	0	0	0	0	0	0	3	0.4	
8 Genderfluid	0	0	0	0	0	0	5	0.6	
9 Non-binary	0	0	0	0	0	0	6	0.8	
10 Intersex	0	0	0	0	0	0	0	0.0	
Valid responses =	181	23	588	74	3	0	796	99.5	

Invalid responses include no response.

## 68) What term best describes your sexual orientation?

	Male		Female		Unknown		Total		Pct.
	Freq.	Pct.	Freq.	Pct.	Freq.	Pct.	Freq.	Pct.	
1 Asexual (from write-ins)	0	0	4	1	0	0	6	0.8	
2 Bisexual	8	5	85	15	0	0	99	12.5	
3 Gay	13	7	1	0	0	0	17	2.1	
4 Lesbian	0	0	14	2	0	0	16	2.0	
5 Pansexual	0	0	12	2	0	0	15	1.9	
6 Queer	0	0	6	1	0	0	7	0.9	
7 Questioning	4	2	20	3	0	0	24	3.0	
9 Straight/Heterosexual	154	86	444	76	3	100	608	76.8	
10 My identity not listed above	0	0	0	0	0	0	0	0.0	
Valid responses =	179	23	586	74	3	0	792	99.0	

Invalid responses include no response.



# AMERICAN COLLEGE HEALTH ASSOCIATION

American College Health Association-National College Health Assessment (ACHA-NCHA III)

Institutional Data Report - Spring 2020

FLORIDA ATLANTIC UNIVERSITY

American College Health Association  
8455 Colesville Road, Suite 740  
Silver Spring, MD 20910  
(410) 859-1500  
[www.acha.org](http://www.acha.org)

April 10, 2020

FREQUENCY REPORT

Number of Surveys (n) = 800 Web Surveys

## 69) How old are you?

	Male		Female		Unknown		Total		Pct.
	Freq.	Pct.	Freq.	Pct.	Freq.	Pct.	Freq.	Pct.	
1 18 Years	16	9	46	8	1	33	65	8.2	
2 19 Years	28	16	91	16	2	67	124	15.7	
3 20 Years	19	11	81	14	0	0	103	13.1	
4 21 Years	19	11	94	16	0	0	118	15.0	
5 22 Years	10	6	40	7	0	0	52	6.6	
6 23 Years	12	7	34	6	0	0	48	6.1	
7 24 Years	6	3	28	5	0	0	35	4.4	
8 25 Years	11	6	12	2	0	0	24	3.0	
9 26 to 30 Years	23	13	59	10	0	0	85	10.8	
10 31 to 40 Years	25	14	48	8	0	0	74	9.4	
11 41 or More Years	11	6	48	8	0	0	60	7.6	
Valid responses =	180	23	581	74	3	0	788	98.5	

Invalid responses include no response.

	Mean	Median	Std Dev	Min	Max
Male	25.31	22.00	8.19	18	59
Female	24.93	21.00	8.88	18	73
Overall	24.94	21.00	8.63	18	73

## 71) What is your weight in pounds?

	Male		Female		Unknown		Total		Pct.
	Freq.	Pct.	Freq.	Pct.	Freq.	Pct.	Freq.	Pct.	
1 51 to 100 Pounds	0	0	20	4	0	0	21	2.7	
2 101 to 150 Pounds	45	25	338	59	3	75	397	50.8	
3 151 to 200 Pounds	87	48	157	27	0	0	253	32.4	
4 201 to 250 Pounds	38	21	49	9	1	25	90	11.5	
5 251 to 300 Pounds	5	3	10	2	0	0	16	2.0	
6 301 or More Pounds	5	3	0	0	0	0	5	0.6	
Valid responses =	180	23	574	73	4	1	782	97.8	

Invalid responses include no response.

	Mean	Median	Std Dev	Min	Max
Male	182.25	174.00	45.64	115	423
Female	149.67	140.00	38.51	70	300
Overall	157.44	150.00	42.57	70	423

## 72) What is your year in school?

	Male		Female		Unknown		Total		Pct.
	Freq.	Pct.	Freq.	Pct.	Freq.	Pct.	Freq.	Pct.	
1 1st year undergraduate	26	14	82	14	1	33	110	13.9	
2 2nd year undergraduate	30	17	91	16	1	33	125	15.7	
3 3rd year undergraduate	32	18	121	21	1	33	164	20.7	
4 4th year undergraduate	32	18	113	19	0	0	149	18.8	
5 5th year or more undergraduate	18	10	43	7	0	0	62	7.8	
6 Master's (MA, MS, etc.)	23	13	99	17	0	0	126	15.9	
7 Doctorate (PhD, EdD, MD, JD, etc.)	13	7	28	5	0	0	41	5.2	
8 Not seeking a degree	3	2	4	1	0	0	7	0.9	
9 Other (please specify):	3	2	7	1	0	0	10	1.3	
Valid responses =	180	23	588	74	3	0	794	99.3	

Invalid responses include no response.

## 73) What is your enrollment status?

	Male		Female		Unknown		Total		Pct.
	Freq.	Pct.	Freq.	Pct.	Freq.	Pct.	Freq.	Pct.	
1 Full-time	143	79	471	81	3	75	635	80.3	
2 Part-time	36	20	110	19	1	25	152	19.2	
3 Other	1	1	3	1	0	0	4	0.5	
Valid responses =	180	23	584	74	4	1	791	98.9	

Invalid responses include no response.

## 74) Do you have a visa (for example: F-1, J-1, or M-1) to study or work in the United States?

	Male		Female		Unknown		Total		Pct.
	Freq.	Pct.	Freq.	Pct.	Freq.	Pct.	Freq.	Pct.	
1 No	157	88	543	93	3	75	725	92.0	
2 Yes	22	12	39	7	1	25	63	8.0	
Valid responses =	179	23	582	74	4	1	788	98.5	

Invalid responses include no response.



# AMERICAN COLLEGE HEALTH ASSOCIATION

American College Health Association-National College Health Assessment (ACHA-NCHA III)  
Institutional Data Report - Spring 2020

FLORIDA ATLANTIC UNIVERSITY

American College Health Association  
8455 Colesville Road, Suite 740  
Silver Spring, MD 20910  
(410) 859-1500  
[www.acha.org](http://www.acha.org)

April 10, 2020

FREQUENCY REPORT

Number of Surveys (n) = 800 Web Surveys

## 75A1) How do you usually describe yourself? (Please select ALL that apply)

### American Indian or Native Alaskan

	Male		Female		Unknown		Total Freq.	Pct.
	Freq.	Pct.	Freq.	Pct.	Freq.	Pct.		
0 Not selected	177	98	582	99	7	100	790	98.8
1 Selected	4	2	6	1	0	0	10	1.3
Valid responses =	181	23	588	74	7	1	800	100.0

Invalid responses include no response.

## 75A2) How do you usually describe yourself? (Please select ALL that apply)

### Asian or Asian American

	Male		Female		Unknown		Total Freq.	Pct.
	Freq.	Pct.	Freq.	Pct.	Freq.	Pct.		
0 Not selected	165	91	548	93	7	100	743	92.9
1 Selected	16	9	40	7	0	0	57	7.1
Valid responses =	181	23	588	74	7	1	800	100.0

Invalid responses include no response.

## 75A3) How do you usually describe yourself? (Please select ALL that apply)

### Black or African American

	Male		Female		Unknown		Total Freq.	Pct.
	Freq.	Pct.	Freq.	Pct.	Freq.	Pct.		
0 Not selected	159	88	480	82	7	100	669	83.6
1 Selected	22	12	108	18	0	0	131	16.4
Valid responses =	181	23	588	74	7	1	800	100.0

Invalid responses include no response.

## 75A4) How do you usually describe yourself? (Please select ALL that apply)

### Hispanic or Latino/a/x

	Male		Female		Unknown		Total Freq.	Pct.
	Freq.	Pct.	Freq.	Pct.	Freq.	Pct.		
0 Not selected	137	76	439	75	7	100	601	75.1
1 Selected	44	24	149	25	0	0	199	24.9
Valid responses =	181	23	588	74	7	1	800	100.0

Invalid responses include no response.

## 75A5) How do you usually describe yourself? (Please select ALL that apply)

### Middle Eastern/North African (MENA) or Arab Origin

	Male		Female		Unknown		Total Freq.	Pct.
	Freq.	Pct.	Freq.	Pct.	Freq.	Pct.		
0 Not selected	178	98	577	98	6	86	782	97.8
1 Selected	3	2	11	2	1	14	18	2.3
Valid responses =	181	23	588	74	7	1	800	100.0

Invalid responses include no response.

## 75A6) How do you usually describe yourself? (Please select ALL that apply)

### Native Hawaiian or Other Pacific Islander Native

	Male		Female		Unknown		Total Freq.	Pct.
	Freq.	Pct.	Freq.	Pct.	Freq.	Pct.		
0 Not selected	179	99	586	100	7	100	796	99.5
1 Selected	2	1	2	0	0	0	4	0.5
Valid responses =	181	23	588	74	7	1	800	100.0

Invalid responses include no response.

## 75A7) How do you usually describe yourself? (Please select ALL that apply)

### White

	Male		Female		Unknown		Total Freq.	Pct.
	Freq.	Pct.	Freq.	Pct.	Freq.	Pct.		
0 Not selected	81	45	273	46	5	71	367	45.9
1 Selected	100	55	315	54	2	29	433	54.1
Valid responses =	181	23	588	74	7	1	800	100.0

Invalid responses include no response.

## 75A8) How do you usually describe yourself? (Please select ALL that apply)

### Biracial or Multiracial

	Male		Female		Unknown		Total Freq.	Pct.
	Freq.	Pct.	Freq.	Pct.	Freq.	Pct.		
0 Not selected	172	95	551	94	7	100	754	94.3
1 Selected	9	5	37	6	0	0	46	5.8
Valid responses =	181	23	588	74	7	1	800	100.0

Invalid responses include no response.



# AMERICAN COLLEGE HEALTH ASSOCIATION

American College Health Association-National College Health Assessment (ACHA-NCHA III)

Institutional Data Report - Spring 2020

FLORIDA ATLANTIC UNIVERSITY

American College Health Association  
8455 Colesville Road, Suite 740  
Silver Spring, MD 20910  
(410) 859-1500  
[www.acha.org](http://www.acha.org)

April 10, 2020  
FREQUENCY REPORT  
Number of Surveys (n) =

800 Web Surveys

## 75A9) How do you usually describe yourself? (Please select ALL that apply)

### Another Identity

	Male		Female		Unknown		Total Freq.	Pct.
	Freq.	Pct.	Freq.	Pct.	Freq.	Pct.		
0 Not selected	176	97	572	97	7	100	779	97.4
1 Selected	5	3	16	3	0	0	21	2.6
Valid responses =	181	23	588	74	7	1	800	100.0

Invalid responses include no response.

## 75B1) Are you? (Please select ALL that apply) (only includes students that describe themselves as Hispanic or Latino/a/x)

### Mexican, Mexican American, Chicano

	Male		Female		Unknown		Total Freq.	Pct.
	Freq.	Pct.	Freq.	Pct.	Freq.	Pct.		
0 Not selected	40	91	131	88	0	0	177	88.9
1 Selected	4	9	18	12	0	0	22	11.1
Valid responses =	44	22	149	75	0	0	199	24.9

Invalid responses include no response.

## 75B2) Are you? (Please select ALL that apply) (only includes students that describe themselves as Hispanic or Latino/a/x)

### Puerto Rican

	Male		Female		Unknown		Total Freq.	Pct.
	Freq.	Pct.	Freq.	Pct.	Freq.	Pct.		
0 Not selected	34	77	128	86	0	0	167	83.9
1 Selected	10	23	21	14	0	0	32	16.1
Valid responses =	44	22	149	75	0	0	199	24.9

Invalid responses include no response.

## 75B3) Are you? (Please select ALL that apply) (only includes students that describe themselves as Hispanic or Latino/a/x)

### Cuban

	Male		Female		Unknown		Total Freq.	Pct.
	Freq.	Pct.	Freq.	Pct.	Freq.	Pct.		
0 Not selected	35	80	119	80	0	0	159	79.9
1 Selected	9	21	30	20	0	0	40	20.1
Valid responses =	44	22	149	75	0	0	199	24.9

Invalid responses include no response.

## 75B4) Are you? (Please select ALL that apply) (only includes students that describe themselves as Hispanic or Latino/a/x)

### Another Hispanic, Latino/a/x, or Spanish origin

	Male		Female		Unknown		Total Freq.	Pct.
	Freq.	Pct.	Freq.	Pct.	Freq.	Pct.		
0 Not selected	19	43	59	40	0	0	80	40.2
1 Selected	25	57	90	60	0	0	119	59.8
Valid responses =	44	22	149	75	0	0	199	24.9

Invalid responses include no response.

## 75C1) Are you? (Please select ALL that apply) (only includes students that describe themselves as Asian or Asian American)

### East Asian (for example: Chinese, Japanese, or Korean)

	Male		Female		Unknown		Total Freq.	Pct.
	Freq.	Pct.	Freq.	Pct.	Freq.	Pct.		
0 Not selected	11	69	27	68	0	0	38	66.7
1 Selected	5	31	13	33	0	0	19	33.3
Valid responses =	16	28	40	70	0	0	57	7.1

Invalid responses include no response.

## 75C2) Are you? (Please select ALL that apply) (only includes students that describe themselves as Asian or Asian American)

### Southeast Asian (for example: Cambodian, Vietnamese, Hmong, or Filipino)

	Male		Female		Unknown		Total Freq.	Pct.
	Freq.	Pct.	Freq.	Pct.	Freq.	Pct.		
0 Not selected	9	56	27	68	0	0	37	64.9
1 Selected	7	44	13	33	0	0	20	35.1
Valid responses =	16	28	40	70	0	0	57	7.1

Invalid responses include no response.

## 75C3) Are you? (Please select ALL that apply) (only includes students that describe themselves as Asian or Asian American)

### South Asian (for example: Indian, Pakistani, Nepalese, or Sri Lankan)

	Male		Female		Unknown		Total Freq.	Pct.
	Freq.	Pct.	Freq.	Pct.	Freq.	Pct.		
0 Not selected	12	75	25	63	0	0	38	66.7
1 Selected	4	25	15	38	0	0	19	33.3
Valid responses =	16	28	40	70	0	0	57	7.1

Invalid responses include no response.



# AMERICAN COLLEGE HEALTH ASSOCIATION

American College Health Association-National College Health Assessment (ACHA-NCHA III)  
Institutional Data Report - Spring 2020

FLORIDA ATLANTIC UNIVERSITY

American College Health Association  
8455 Colesville Road, Suite 740  
Silver Spring, MD 20910  
(410) 859-1500  
[www.acha.org](http://www.acha.org)

April 10, 2020

FREQUENCY REPORT

Number of Surveys (n) = 800 Web Surveys

## 75C4) Are you? (Please select ALL that apply) (only includes students that describe themselves as Asian or Asian American)

### Other Asian

	Male		Female		Unknown		Total Freq.	Pct.
	Freq.	Pct.	Freq.	Pct.	Freq.	Pct.		
0 Not selected	16	100	38	95	0	0	55	96.5
1 Selected	0	0	2	5	0	0	2	3.5
Valid responses =	16	28	40	70	0	0	57	7.1

Invalid responses include no response.

## 76) What is your relationship status?

	Male		Female		Unknown		Total Freq.	Pct.
	Freq.	Pct.	Freq.	Pct.	Freq.	Pct.		
1 Not in a relationship	110	61	278	48	0	0	403	50.8
2 In relationship not married/partnered	48	27	219	37	4	100	278	35.1
3 Married/partnered	22	12	88	15	0	0	112	14.1
Valid responses =	180	23	585	74	4	1	793	99.1

Invalid responses include no response.

## 77A) Are you a member of a social fraternity or sorority?

	Male		Female		Unknown		Total Freq.	Pct.
	Freq.	Pct.	Freq.	Pct.	Freq.	Pct.		
1 No	173	96	536	92	3	75	735	92.6
2 Yes	7	4	50	9	1	25	59	7.4
Valid responses =	180	23	586	74	4	1	794	99.3

Invalid responses include no response.

## 77B) Do you live in a fraternity or sorority residence?

	Male		Female		Unknown		Total Freq.	Pct.
	Freq.	Pct.	Freq.	Pct.	Freq.	Pct.		
1 No	180	100	585	100	4	100	793	99.9
2 Yes	0	0	1	0	0	0	1	0.1
Valid responses =	180	23	586	74	4	1	794	99.3

Invalid responses include no response.

## 78) Where do you currently live? (only includes students that do not live in a fraternity/sorority residence)

	Male		Female		Unknown		Total Freq.	Pct.
	Freq.	Pct.	Freq.	Pct.	Freq.	Pct.		
1 Campus/university housing	34	19	133	23	1	25	174	22.0
2 Parent/guardian/other family member's home	71	39	236	40	3	75	321	40.5
3 Off-campus/non-university housing	72	40	196	34	0	0	275	34.7
4 Temporarily with relative, friend, couch surfing	1	1	3	1	0	0	4	0.5
5 Don't have a place to live	0	0	1	0	0	0	1	0.1
6 Other (please specify)	2	1	15	3	0	0	17	2.1
Valid responses =	180	23	584	74	4	1	792	99.0

Invalid responses include no response.

## 79) What is your primary source of health insurance?

	Male		Female		Unknown		Total Freq.	Pct.
	Freq.	Pct.	Freq.	Pct.	Freq.	Pct.		
1 College/university Health Insurance Plan	11	6	18	3	0	0	30	3.8
2 Covered by parent/guardian plan	93	52	332	57	2	50	445	56.3
3 Covered by employer-based plan	29	16	94	16	1	25	125	15.8
4 Medicaid, Medicare, SCHIP, VA/Tricare	8	4	22	4	0	0	30	3.8
5 I bought a plan on my own	11	6	44	8	0	0	56	7.1
6 Don't have health insurance	21	12	61	11	1	25	86	10.9
7 Don't know if I have health insurance	4	2	6	1	0	0	10	1.3
8 Have insurance, don't know primary source	3	2	6	1	0	0	9	1.1
Valid responses =	180	23	583	74	4	1	791	98.9

Invalid responses include no response.



# AMERICAN COLLEGE HEALTH ASSOCIATION

American College Health Association-National College Health Assessment (ACHA-NCHA III)

Institutional Data Report - Spring 2020

FLORIDA ATLANTIC UNIVERSITY

American College Health Association  
8455 Colesville Road, Suite 740  
Silver Spring, MD 20910  
(410) 859-1500

April 10, 2020  
FREQUENCY REPORT  
Number of Surveys (n) =

800 Web Surveys

[www.acha.org](http://www.acha.org)

## 80) What is your approximate cumulative grade average?

	Male		Female		Unknown		Total	Pct.
	Freq.	Pct.	Freq.	Pct.	Freq.	Pct.		
1 A+	17	10	74	13	0	0	94	11.9
2 A	46	26	159	27	0	0	209	26.4
3 A	34	19	105	18	2	50	146	18.5
4 B+	26	15	79	14	0	0	112	14.2
5 B	30	17	86	15	2	50	121	15.3
6 B-	11	6	45	8	0	0	57	7.2
7 C+	8	5	18	3	0	0	27	3.4
8 C	5	3	10	2	0	0	15	1.9
9 C-	1	1	2	0	0	0	3	0.4
10 D+	0	0	0	0	0	0	0	0.0
11 D	0	0	0	0	0	0	0	0.0
12 D-	0	0	0	0	0	0	0	0.0
13 F	0	0	0	0	0	0	0	0.0
14 N/A	1	1	6	1	0	0	7	0.9
Valid responses =	179	23	584	74	4	1	791	98.9

Invalid responses include no response.

## 81A) Do you participate in organized college athletics at any of the following levels?

### Varsity

	Male		Female		Unknown		Total	Pct.
	Freq.	Pct.	Freq.	Pct.	Freq.	Pct.		
1 No	176	98	567	98	3	75	770	98.0
2 Yes	4	2	11	2	1	25	16	2.0
Valid responses =	180	23	578	74	4	1	786	98.3

Invalid responses include no response.

## 81B) Do you participate in organized college athletics at any of the following levels?

### Club Sports

	Male		Female		Unknown		Total	Pct.
	Freq.	Pct.	Freq.	Pct.	Freq.	Pct.		
1 No	173	96	559	97	3	75	757	96.2
2 Yes	7	4	20	4	1	25	30	3.8
Valid responses =	180	23	579	74	4	1	787	98.4

Invalid responses include no response.

## 81C) Do you participate in organized college athletics at any of the following levels?

### Intramurals

	Male		Female		Unknown		Total	Pct.
	Freq.	Pct.	Freq.	Pct.	Freq.	Pct.		
1 No	163	91	548	96	3	75	738	94.9
2 Yes	16	9	23	4	1	25	40	5.1
Valid responses =	179	23	571	73	4	1	778	97.3

Invalid responses include no response.

## 82A) Do you have any of the following?

### Attention-Deficit/Hyperactivity Disorder (ADD or ADHD)

	Male		Female		Unknown		Total	Pct.
	Freq.	Pct.	Freq.	Pct.	Freq.	Pct.		
1 No	165	93	522	90	2	67	709	90.1
2 Yes	13	7	60	10	1	33	78	9.9
Valid responses =	178	23	582	74	3	0	787	98.4

Invalid responses include no response.

## 82B) Do you have any of the following?

### Autism Spectrum Disorder

	Male		Female		Unknown		Total	Pct.
	Freq.	Pct.	Freq.	Pct.	Freq.	Pct.		
1 No	176	98	578	99	4	100	779	98.7
2 Yes	3	2	4	1	0	0	10	1.3
Valid responses =	179	23	582	74	4	1	789	98.6

Invalid responses include no response.

## 82C) Do you have any of the following?

### Deaf/Hearing loss

	Male		Female		Unknown		Total	Pct.
	Freq.	Pct.	Freq.	Pct.	Freq.	Pct.		
1 No	173	97	580	100	2	100	778	98.9
2 Yes	6	3	3	1	0	0	9	1.1
Valid responses =	179	23	583	74	2	0	787	98.4

Invalid responses include no response.



# AMERICAN COLLEGE HEALTH ASSOCIATION

American College Health Association-National College Health Assessment (ACHA-NCHA III)

Institutional Data Report - Spring 2020

FLORIDA ATLANTIC UNIVERSITY

American College Health Association  
8455 Colesville Road, Suite 740  
Silver Spring, MD 20910  
(410) 859-1500  
[www.acha.org](http://www.acha.org)

April 10, 2020

FREQUENCY REPORT

Number of Surveys (n) = 800 Web Surveys

## 82D) Do you have any of the following?

### Learning disability

	Male		Female		Unknown		Total		Pct.
	Freq.	Pct.	Freq.	Pct.	Freq.	Pct.	Freq.	Pct.	
1 No	174	97	553	96	3	100	750	95.7	
2 Yes	5	3	25	4	0	0	34	4.3	
Valid responses =	179	23	578	74	3	0	784	98.0	

Invalid responses include no response.

## 82E) Do you have any of the following?

### Mobility/Dexterity disability

	Male		Female		Unknown		Total		Pct.
	Freq.	Pct.	Freq.	Pct.	Freq.	Pct.	Freq.	Pct.	
1 No	176	98	575	100	4	100	777	99.0	
2 Yes	3	2	3	1	0	0	8	1.0	
Valid responses =	179	23	578	74	4	1	785	98.1	

Invalid responses include no response.

## 82F) Do you have any of the following?

### Blind/Low Vision

	Male		Female		Unknown		Total		Pct.
	Freq.	Pct.	Freq.	Pct.	Freq.	Pct.	Freq.	Pct.	
1 No	177	99	562	97	4	100	767	97.5	
2 Yes	1	1	19	3	0	0	20	2.5	
Valid responses =	178	23	581	74	4	1	787	98.4	

Invalid responses include no response.

## 82G) Do you have any of the following?

### Speech or language disorder

	Male		Female		Unknown		Total		Pct.
	Freq.	Pct.	Freq.	Pct.	Freq.	Pct.	Freq.	Pct.	
1 No	177	99	576	99	3	100	779	98.7	
2 Yes	2	1	7	1	0	0	10	1.3	
Valid responses =	179	23	583	74	3	0	789	98.6	

Invalid responses include no response.

## 83) Are you currently or have you been a member of the Armed Services?

	Male		Female		Unknown		Total		Pct.
	Freq.	Pct.	Freq.	Pct.	Freq.	Pct.	Freq.	Pct.	
1 No	167	93	580	99	4	100	774	97.9	
2 Yes, have served in area of hazardous duty	3	2	1	0	0	0	4	0.5	
3 Yes, have not served in area hazardous duty	9	5	3	1	0	0	13	1.6	
Valid responses =	179	23	584	74	4	1	791	98.9	

Invalid responses include no response.

## 84) What is the highest level of education completed by either of your parents (or guardians)?

	Male		Female		Unknown		Total		Pct.
	Freq.	Pct.	Freq.	Pct.	Freq.	Pct.	Freq.	Pct.	
1 Did not finish high school	9	5	29	5	0	0	38	4.8	
2 High school diploma or GED	23	13	116	20	1	25	144	18.2	
3 Attended college but no degree	18	10	63	11	0	0	82	10.4	
4 Associate's degree	21	12	80	14	1	25	105	13.3	
5 Bachelor's degree	59	33	148	25	0	0	215	27.2	
6 Master's degree	27	15	100	17	2	50	134	17.0	
7 Doctoral or professional degree (PhD, EdD, MD, JD, etc.)	13	7	39	7	0	0	54	6.8	
8 Don't know	9	5	8	1	0	0	18	2.3	
Valid responses =	179	23	583	74	4	1	790	98.8	

Invalid responses include no response.

## 85) Are you a parent of a child under the age of 18 or do you have primary responsibility for someone else's child/children under the age of 18?

	Male		Female		Unknown		Total		Pct.
	Freq.	Pct.	Freq.	Pct.	Freq.	Pct.	Freq.	Pct.	
1 No	173	97	529	91	4	100	728	92.0	
2 Yes	6	3	55	9	0	0	63	8.0	
Valid responses =	179	23	584	74	4	1	791	98.9	

Invalid responses include no response.





# AMERICAN COLLEGE HEALTH ASSOCIATION

American College Health Association-National College Health Assessment (ACHA-NCHA III)

Institutional Data Report - Spring 2020

FLORIDA ATLANTIC UNIVERSITY

American College Health Association  
8455 Colesville Road, Suite 740  
Silver Spring, MD 20910  
(410) 859-1500

April 10, 2020  
FREQUENCY REPORT

Number of Surveys (n) = 800 Web Surveys

[www.acha.org](http://www.acha.org)

## 86A) Do you have access to a gun/firearm?

	Male		Female		Unknown		Total		Pct.
	Freq.	Pct.	Freq.	Pct.	Freq.	Pct.	Freq.	Pct.	
1 No	146	82	510	87	4	100	682	86.1	
2 Yes	33	18	75	13	0	0	110	13.9	
Valid responses =	179	23	585	74	4	1	792	99.0	

Invalid responses include no response or multiple responses.

## 86B) During the last 30 days, on how many days did you carry a gun/firearm on campus?

	Male		Female		Unknown		Total		Pct.
	Freq.	Pct.	Freq.	Pct.	Freq.	Pct.	Freq.	Pct.	
1 0 days	178	100	572	99.8	4	100	778	99.9	
2 1-2 days	0	0	0	0	0	0	0	0	
3 3-4 days	0	0	0	0	0	0	0	0	
4 5-30 days	0	0	1	0.2	0	0	1	0.1	
Valid responses =	178	23	573	74	4	1	779	97.4	

Invalid responses include no response or multiple responses.

	Mean	Median	Std Dev	Min	Max
Male	0.00	0.00	0	0	0
Female	0.03	0.00	0.63	0	15
Overall	0.02	0.00	0.54	0	15

## 86C) To what extent are you concerned about gun violence on campus?

	Male		Female		Unknown		Total		Pct.
	Freq.	Pct.	Freq.	Pct.	Freq.	Pct.	Freq.	Pct.	
1 Not at all concerned	72	40	121	21	2	40	200	25.3	
2 Slightly concerned	60	33	180	31	0	0	248	31.3	
3 Moderately concerned	33	18	151	26	2	40	193	24.4	
4 Very concerned	11	6	73	13	1	20	88	11.1	
5 Extremely concerned	4	2	58	10	0	0	63	8.0	
Valid responses =	180	23	583	74	5	1	792	99.0	

Invalid responses include no response or multiple responses.

## HT\_INCH Height in Inches

	Male		Female		Unknown		Total		Pct.
	Freq.	Pct.	Freq.	Pct.	Freq.	Pct.	Freq.	Pct.	
1 36 or Less Inches	0	0	0	0	0	0	0	0.0	
2 37 to 48 Inches	0	0	0	0	0	0	0	0.0	
3 49 to 60 Inches	0	0	42	7	0	0	45	5.8	
4 61 to 72 Inches	142	81	530	92	3	75	694	89.1	
5 73 to 84 Inches	34	19	3	1	1	25	40	5.1	
6 85 or More Inches	0	0	0	0	0	0	0	0.0	
Valid responses =	176	23	575	74	4	1	779	97.4	

Invalid responses include no response.



# AMERICAN COLLEGE HEALTH ASSOCIATION

American College Health Association-National College Health Assessment (ACHA-NCHA III)

Institutional Data Report - Spring 2020

FLORIDA ATLANTIC UNIVERSITY

American College Health Association  
8455 Colesville Road, Suite 740  
Silver Spring, MD 20910  
(410) 859-1500  
[www.acha.org](http://www.acha.org)

April 10, 2020  
FREQUENCY REPORT  
Number of Surveys (n) = 800 Web Surveys

**Due to the improbability of a student surviving a drinking episode resulting in an extremely high BAC, all students with a BAC of .50% or higher are omitted from the BAC figures in this report. BAC is an estimated figure based on the reported number of drinks consumed during the last time they drank alcohol in a social setting, their approximate time of consumption, sex, weight, and the average rate of ethanol metabolism. The BAC variable has only been altered for this report, and remains unchanged in the data file.**

### BAC Estimated Blood Alcohol Content

	Mean	Median	Std Dev	Min	Max
Male	0.03	0.01	0.04	0	0.30
Female	0.04	0.02	0.06	0	0.37
Overall	0.04	0.02	0.05	0	0.37

### BAC Estimated Blood Alcohol Content

	Male		Female		Unknown		Total		Pct.
	Freq.	Pct.	Freq.	Pct.	Freq.	Pct.	Freq.	Pct.	
0 0% Alcohol	57	50	140	35	0	0	202	38.4	
1 .01 to .05% Alcohol	38	34	174	44	1	50	219	41.6	
2 .06 to .07% Alcohol	6	5	24	6	0	0	30	5.7	
3 .08 to .09% Alcohol	4	4	13	3	1	50	18	3.4	
4 .10 to .15% Alcohol	7	6	30	8	0	0	39	7.4	
5 .16 to .20% Alcohol	0	0	8	2	0	0	8	1.5	
6 .21 to .25% Alcohol	0	0	3	1	0	0	3	0.6	
7 .26 to .30% Alcohol	1	1	3	1	0	0	4	0.8	
8 .31 to .49% Alcohol	0	0	3	1	0	0	3	0.6	
Valid responses =	113	21	398	76	2	0	526	65.8	

Invalid responses include no response.

### RBAC1 Recoded Estimated Blood Alcohol Content .08%

	Male		Female		Unknown		Total		Pct.
	Freq.	Pct.	Freq.	Pct.	Freq.	Pct.	Freq.	Pct.	
0 Less than .08%	101	89	338	85	1	50	451	85.7	
1 .08% or higher	12	11	60	15	1	50	75	14.3	
Valid responses =	113	21	398	76	2	0	526	65.8	

Invalid responses include no response.

### RBAC2 Recoded Estimated Blood Alcohol Content .1%

	Male		Female		Unknown		Total		Pct.
	Freq.	Pct.	Freq.	Pct.	Freq.	Pct.	Freq.	Pct.	
0 Less than .1%	105	93	351	88	2	100	469	89.2	
1 .1% or higher	8	7	47	12	0	0	57	10.8	
Valid responses =	113	21	398	76	2	0	526	65.8	

Invalid responses include no response.

### BMI Body Mass Index

	Mean	Median	Std Dev	Min	Max
Male	26.07	25.00	5.88	15	51
Female	25.27	24.00	6.04	15	52
Overall	25.45	24.00	6.01	15	52

### RBMI Body Mass Index Classifications

	Male		Female		Unknown		Total		Pct.
	Freq.	Pct.	Freq.	Pct.	Freq.	Pct.	Freq.	Pct.	
1 Underweight (<18.5)	4	2	35	6	0	0	42	5.4	
2 Desired weight (18.5- 24.9)	86	49	294	52	3	75	393	50.7	
3 Overweight (25- 29.9)	58	33	135	24	1	25	198	25.5	
4 Class I obesity (30- 34.9)	12	7	62	11	0	0	78	10.1	
5 Class II obesity (35- 39.9)	11	6	29	5	0	0	42	5.4	
6 Class III obesity (>=40)	5	3	16	3	0	0	22	2.8	
Valid responses =	176	23	571	74	4	1	775	96.9	

Invalid responses include no response.



# AMERICAN COLLEGE HEALTH ASSOCIATION

American College Health Association-National College Health Assessment (ACHA-NCHA III)

Institutional Data Report - Spring 2020

FLORIDA ATLANTIC UNIVERSITY

American College Health Association  
8455 Colesville Road, Suite 740  
Silver Spring, MD 20910  
(410) 859-1500  
[www.acha.org](http://www.acha.org)

April 10, 2020  
FREQUENCY REPORT  
Number of Surveys (n) = 800 Web Surveys

## USDAFI USDA Food Security Score

	Mean	Median	Std Dev	Min	Max
Male	1.86	1.00	2.13	0	6
Female	2.15	1.00	2.3	0	6
Overall	2.10	1.00	2.27	0	6

## RUSDAFI USDA Food Security Category

	Male		Female		Unknown		Total		Pct.
	Freq.	Pct.	Freq.	Pct.	Freq.	Pct.	Freq.	Pct.	
1 Very low food security (5-6)	29	17	134	23	4	80	172	22.1	
2 Low food security (2-4)	48	27	143	25	1	20	198	25.5	
3 High or marginal food security (0-1)	99	56	295	52	0	0	407	52.4	
Valid responses =	176	23	572	74	5	1	777	97.1	

Invalid responses include no response.

## KESSLER6 Kessler 6 (K6) Non-Specific Psychological Distress Score

	Mean	Median	Std Dev	Min	Max
Male	7.26	6.00	5.48	0	23
Female	8.57	8.00	5.58	0	24
Overall	8.32	7.00	5.6	0	24

## RKESSLER6 Recoded Kessler 6 (K6) Non-Specific Psychological Distress

	Male		Female		Unknown		Total		Pct.
	Freq.	Pct.	Freq.	Pct.	Freq.	Pct.	Freq.	Pct.	
1 No or low psychological distress (0-8)	118	66	316	55	3	100	445	56.8	
2 Moderate psychological distress (9-12)	31	17	119	21	0	0	157	20.0	
3 Serious psychological distress (13-24)	30	17	143	25	0	0	182	23.2	
Valid responses =	179	23	578	74	3	0	784	98.0	

Invalid responses include no response.

## ULS3 UCLA Loneliness Scale Score

	Mean	Median	Std Dev	Min	Max
Male	5.70	6.00	2.01	3	9
Female	5.54	6.00	1.89	3	9
Overall	5.59	6.00	1.92	3	9

## RULS3 Recoded UCLA Loneliness Scale

	Male		Female		Unknown		Total		Pct.
	Freq.	Pct.	Freq.	Pct.	Freq.	Pct.	Freq.	Pct.	
1 Negative for loneliness (3-5)	84	47	284	49	3	75	377	47.7	
2 Positive for loneliness (6-9)	96	53	298	51	1	25	413	52.3	
Valid responses =	180	23	582	74	4	1	790	98.8	

Invalid responses include no response.

## SBQR Suicide Behavior Questionnaire-Revised (SBQR) Screening Score

	Mean	Median	Std Dev	Min	Max
Male	5.11	4.00	2.86	3	14
Female	5.41	4.00	3.07	3	18
Overall	5.41	4.00	3.09	3	18

## RSBQR Recoded Suicide Behavior Questionnaire-Revised (SBQR)

	Male		Female		Unknown		Total		Pct.
	Freq.	Pct.	Freq.	Pct.	Freq.	Pct.	Freq.	Pct.	
1 Negative for suicidal screening (3-6)	133	74	416	72	3	75	562	71.3	
2 Positive for suicidal screening (7-18)	46	26	165	28	1	25	226	28.7	
Valid responses =	179	23	581	74	4	1	788	98.5	

Invalid responses include no response.

## DIENER Diener Flourishing Score

	Mean	Median	Std Dev	Min	Max
Male	43.89	46.00	9.44	11	56
Female	45.20	47.00	8.48	8	56
Overall	44.81	47.00	8.83	8	56

## CDRISC2 Connor-Davidson Resilience Scale 2 (CD-RISC2) Score

	Mean	Median	Std Dev	Min	Max
Male	6.16	6.00	1.67	0	8
Female	5.84	6.00	1.55	0	8
Overall	5.91	6.00	1.58	0	8



# AMERICAN COLLEGE HEALTH ASSOCIATION

American College Health Association-National College Health Assessment (ACHA-NCHA III)

Institutional Data Report - Spring 2020

FLORIDA ATLANTIC UNIVERSITY

American College Health Association  
8455 Colesville Road, Suite 740  
Silver Spring, MD 20910  
(410) 859-1500  
[www.acha.org](http://www.acha.org)

April 10, 2020  
FREQUENCY REPORT  
Number of Surveys (n) = 800 Web Surveys

## SSISTOBACCO ASSIST SSIS TOBACCO SCORE

	Mean	Median	Std Dev	Min	Max
Male	5.95	2.00	7.95	0	31
Female	6.22	2.00	7.81	0	31
Overall	6.25	2.00	7.93	0	31

## TOBACCORISK ASSIST Tobacco Risk

	Male		Female		Unknown		Total		Pct.
	Freq.	Pct.	Freq.	Pct.	Freq.	Pct.	Freq.		
1 Low Risk (0-3)	46	61	113	58	0	0	164	58.8	
2 Moderate Risk (4-26)	28	37	78	40	2	100	110	39.4	
3 High Risk (27-39)	1	1	4	2	0	0	5	1.8	
Valid responses =	75	27	195	70	2	1	279	34.9	

Invalid responses include no response.

## SSISALCOHOL ASSIST SSIS ALCOHOL SCORE

	Mean	Median	Std Dev	Min	Max
Male	6.57	5.00	5.59	0	29
Female	6.56	5.00	6.12	0	37
Overall	6.56	5.00	6.02	0	37

## ALCOHOLRISK ASSIST Alcohol Risk

	Male		Female		Unknown		Total		Pct.
	Freq.	Pct.	Freq.	Pct.	Freq.	Pct.	Freq.		
1 Low Risk (0-10)	97	82	345	85	0	0	455	84.3	
2 Moderate Risk (11-26)	20	17	50	12	3	100	74	13.7	
3 High Risk (27-39)	1	1	10	3	0	0	11	2.0	
Valid responses =	118	22	405	75	3	1	540	67.5	

Invalid responses include no response.

## SSISCANNABIS ASSIST SSIS CANNABIS SCORE

	Mean	Median	Std Dev	Min	Max
Male	6.00	2.00	8.25	0	36
Female	6.04	3.00	7.07	0	35
Overall	6.15	3.00	7.41	0	36

## CANNABISRISK ASSIST Cannabis Risk

	Male		Female		Unknown		Total		Pct.
	Freq.	Pct.	Freq.	Pct.	Freq.	Pct.	Freq.		
1 Low Risk (0-3)	42	56	123	51	0	0	168	51.7	
2 Moderate Risk (4-26)	30	40	113	47	2	100	150	46.2	
3 High Risk (27-39)	3	4	4	2	0	0	7	2.2	
Valid responses =	75	23	240	74	2	1	325	40.6	

Invalid responses include no response.

## SSISCOCAINE ASSIST SSIS COCAINE SCORE

	Mean	Median	Std Dev	Min	Max
Male	2.59	0.00	3.78	0	13
Female	2.92	1.00	4.96	0	27
Overall	3.15	1.00	5.41	0	27

## COCAINERISK ASSIST Cocaine Risk

	Male		Female		Unknown		Total		Pct.
	Freq.	Pct.	Freq.	Pct.	Freq.	Pct.	Freq.		
1 Low Risk (0-3)	12	71	29	73	0	0	43	71.7	
2 Moderate Risk (4-26)	5	29	10	25	1	100	16	26.7	
3 High Risk (27-39)	0	0	1	3	0	0	1	1.7	
Valid responses =	17	28	40	67	1	2	60	7.5	

Invalid responses include no response.

## SSISMETH ASSIST SSIS METHAMPHETAMINE SCORE

	Mean	Median	Std Dev	Min	Max
Male	0.00	0.00	.	0	0
Female	2.00	0.00	3.1	0	6
Overall	1.71	0.00	2.93	0	6

## METHRISK ASSIST Methamphetamine Risk

	Male		Female		Unknown		Total		Pct.
	Freq.	Pct.	Freq.	Pct.	Freq.	Pct.	Freq.		
1 Low Risk (0-3)	1	100	4	67	0	0	5	71.4	
2 Moderate Risk (4-26)	0	0	2	33	0	0	2	28.6	
3 High Risk (27-39)	0	0	0	0	0	0	0	0.0	
Valid responses =	1	14	6	86	0	0	7	0.9	

Invalid responses include no response.



# AMERICAN COLLEGE HEALTH ASSOCIATION

American College Health Association-National College Health Assessment (ACHA-NCHA III)

Institutional Data Report - Spring 2020

FLORIDA ATLANTIC UNIVERSITY

American College Health Association

8455 Colesville Road, Suite 740

Silver Spring, MD 20910

(410) 859-1500

[www.acha.org](http://www.acha.org)

April 10, 2020

FREQUENCY REPORT

Number of Surveys (n) = 800 Web Surveys

## SSISINHALANT ASSIST SSIS INHALANTS SCORE

	Mean	Median	Std Dev	Min	Max
Male	4.22	2.00	5.85	0	18
Female	3.54	3.00	3.2	0	10
Overall	3.76	2.00	4.17	0	18

## INHALANTRISK ASSIST Inhalant Risk

	Male		Female		Unknown		Total		Pct.
	Freq.	Pct.	Freq.	Pct.	Freq.	Pct.	Freq.	Pct.	
1 Low Risk (0-3)	6	67	7	54	0	0	14	56.0	
2 Moderate Risk (4-26)	3	33	6	46	0	0	11	44.0	
3 High Risk (27-39)	0	0	0	0	0	0	0	0.0	
Valid responses =	9	36	13	52	0	0	25	3.1	

Invalid responses include no response.

## SSISRXSTIMULANT ASSIST SSIS ADJUSTED PRESCRIPTION STIMULANT SCORE

	Mean	Median	Std Dev	Min	Max
Male	4.26	2.00	8.22	0	36
Female	3.61	3.00	4.49	0	21
Overall	3.91	2.00	5.78	0	36

## RXSTIMULANTRISK ASSIST Prescription Stimulant Risk

	Male		Female		Unknown		Total		Pct.
	Freq.	Pct.	Freq.	Pct.	Freq.	Pct.	Freq.	Pct.	
1 Low Risk (0-3)	12	63	40	61	0	0	54	60.7	
2 Moderate Risk (4-26)	6	32	26	39	1	100	34	38.2	
3 High Risk (27-39)	1	5	0	0	0	0	1	1.1	
Valid responses =	19	21	66	74	1	1	89	11.1	

Invalid responses include no response.

## SSISSEDATIVE ASSIST SSIS ADJUSTED SEDATIVE SCORE

	Mean	Median	Std Dev	Min	Max
Male	2.56	0.00	4.8	0	17
Female	3.67	2.00	5.4	0	26
Overall	3.61	0.00	5.8	0	26

## SEDATIVERISK ASSIST Sedative Risk

	Male		Female		Unknown		Total		Pct.
	Freq.	Pct.	Freq.	Pct.	Freq.	Pct.	Freq.	Pct.	
1 Low Risk (0-3)	13	81	30	65	0	0	46	68.7	
2 Moderate Risk (4-26)	3	19	16	35	1	100	21	31.3	
3 High Risk (27-39)	0	0	0	0	0	0	0	0.0	
Valid responses =	16	24	46	69	1	1	67	8.4	

Invalid responses include no response.

## SSISHALLUCINOGEN ASSIST SSIS HALLUCINOGENS SCORE

	Mean	Median	Std Dev	Min	Max
Male	2.28	0.00	5.75	0	28
Female	1.64	0.00	2.76	0	11
Overall	2.05	0.00	4.46	0	28

## HALLUCINOGENRISK ASSIST Hallucinogen Risk

	Male		Female		Unknown		Total		Pct.
	Freq.	Pct.	Freq.	Pct.	Freq.	Pct.	Freq.	Pct.	
1 Low Risk (0-3)	22	88	46	82	0	0	71	83.5	
2 Moderate Risk (4-26)	2	8	10	18	1	100	13	15.3	
3 High Risk (27-39)	1	4	0	0	0	0	1	1.2	
Valid responses =	25	29	56	66	1	1	85	10.6	

Invalid responses include no response.

## SSISHEROIN ASSIST SSIS HEROIN SCORE

	Mean	Median	Std Dev	Min	Max
Male	3.00	3.00	4.24	0	6
Female	3.75	6.00	3.11	0	6
Overall	5.45	6.00	6.82	0	24

## HEROINRISK ASSIST Heroin Risk

	Male		Female		Unknown		Total		Pct.
	Freq.	Pct.	Freq.	Pct.	Freq.	Pct.	Freq.	Pct.	
1 Low Risk (0-3)	1	50	3	38	0	0	4	36.4	
2 Moderate Risk (4-26)	1	50	5	63	1	100	7	63.6	
3 High Risk (27-39)	0	0	0	0	0	0	0	0.0	
Valid responses =	2	18	8	73	1	9	11	1.4	

Invalid responses include no response.



# AMERICAN COLLEGE HEALTH ASSOCIATION

American College Health Association-National College Health Assessment (ACHA-NCHA III)

Institutional Data Report - Spring 2020

FLORIDA ATLANTIC UNIVERSITY

American College Health Association  
8455 Colesville Road, Suite 740  
Silver Spring, MD 20910  
(410) 859-1500

April 10, 2020

FREQUENCY REPORT

Number of Surveys (n) = 800 Web Surveys

[www.acha.org](http://www.acha.org)

## SSISRHOPIOID ASSIST SSIS ADJUSTED PRESCRIPTION OPIOID SCORE

	Mean	Median	Std Dev	Min	Max
Male	1.38	0.00	2.63	0	8
Female	2.32	0.00	3.59	0	15
Overall	1.89	0.00	3.24	0	15

## RXOPIOIDRISK ASSIST Opioid Risk

	Male		Female		Unknown		Total		Pct.
	Freq.	Pct.	Freq.	Pct.	Freq.	Pct.	Freq.	Pct.	
1 Low Risk (0-3)	11	85	20	71	0	0	34	77.3	
2 Moderate Risk (4-26)	2	15	8	29	0	0	10	22.7	
3 High Risk (27-39)	0	0	0	0	0	0	0	0.0	
Valid responses =	13	30	28	64	0	0	44	5.5	

Invalid responses include no response.

## SSISOTHER ASSIST SSIS OTHER DRUG SCORE

	Mean	Median	Std Dev	Min	Max
Male	17.50	18.00	21.92	2	33
Female	7.50	8.00	2.12	6	9
Overall	12.50	8.00	13.96	2	33

## OTHERSSISRISK ASSIST Other Drug Risk

	Male		Female		Unknown		Total		Pct.
	Freq.	Pct.	Freq.	Pct.	Freq.	Pct.	Freq.	Pct.	
1 Low Risk (0-3)	1	50	0	0	0	0	1	25.0	
2 Moderate Risk (4-26)	0	0	2	100	0	0	2	50.0	
3 High Risk (27-39)	1	50	0	0	0	0	1	25.0	
Valid responses =	2	50	2	50	0	0	4	0.5	

Invalid responses include no response.

## PATOTALMOD Total moderate activity minutes/week conversion

	Mean	Median	Std Dev	Min	Max
Male	507.15	300.00	749.63	0	7200
Female	359.52	180.00	623.82	0	7632
Overall	395.01	180.00	654.46	0	7632

## PAAERO Met Weekly PA Guideline for Aerobic Activity ONLY

	Male		Female		Unknown		Total		Pct.
	Freq.	Pct.	Freq.	Pct.	Freq.	Pct.	Freq.	Pct.	
1 No	54	30	260	46	1	20	328	42.1	
2 Yes	124	70	312	55	4	80	451	57.9	
Valid responses =	178	23	572	73	5	1	779	97.4	

Invalid responses include no response.

## PAGUIDE Met Weekly PA Guideline for Aerobic and Muscle-Strengthening Activity

	Male		Female		Unknown		Total		Pct.
	Freq.	Pct.	Freq.	Pct.	Freq.	Pct.	Freq.	Pct.	
1 No	96	54	391	68	2	40	510	65.5	
2 Yes	82	46	181	32	3	60	269	34.5	
Valid responses =	178	23	572	73	5	1	779	97.4	

Invalid responses include no response.

## HAPAGUIDE Met Weekly PA Guideline for HIGHLY ACTIVE Adults

	Male		Female		Unknown		Total		Pct.
	Freq.	Pct.	Freq.	Pct.	Freq.	Pct.	Freq.	Pct.	
1 No	108	61	435	76	4	80	568	72.9	
2 Yes	70	39	137	24	1	20	211	27.1	
Valid responses =	178	23	572	73	5	1	779	97.4	

Invalid responses include no response.