

Setting up DUO Push on Mobile Device

(will need computer or non-mobile device also)

Step 1: Go to (using computer, not mobile phone):

<https://ssoauth.fau.edu/mfa/>


Step 2: Select “**Enrolled in Required Services only**”

Multi Factor Enrollment Option

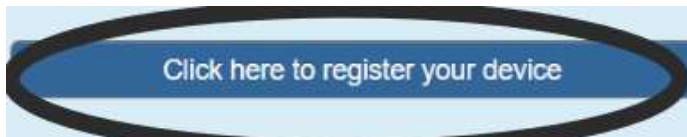
- ☒ Enroll in Required Services only (most commonly selected – see list of services below)
- ☐ Enroll in ALL MFA supported services (this option will require you to use MFA for all services, see list of services below)

Step 3:

1. Click on “**Save your enrollment selection**”

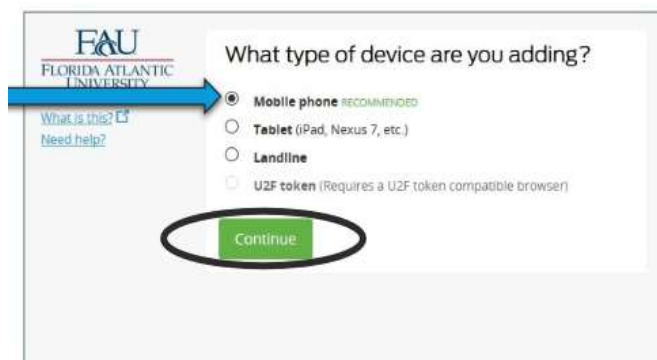


2. Next, click on “**Click here to register your device**”



Step 4:

1. Click Start Set-up
2. Choose Device
3. Enter Phone Number



Step 5:

Select Type of Phone

FAU
FLORIDA ATLANTIC
UNIVERSITY

What type of phone is 561-7[redacted]?

- ☒ iPhone
- ☐ Android
- ☐ BlackBerry
- ☐ Windows Phone
- ☐ Other (and cell phones)

Back Continue

Step 6:

1. Download the App from the mobile app store (using phone)
2. Open App on the phone
3. Select add account
4. Scan Barcode **from the computer screen** using phone camera within app



All Done!