

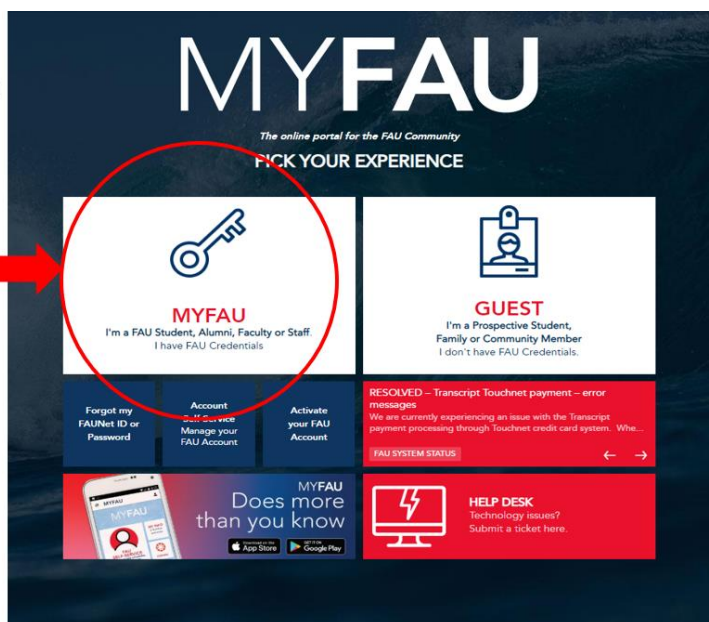
HOW TO CHECK YOUR FAU HOLDS

Step 1: Website Link

Visit <https://myfau.fau.edu> and click on “MyFAU”

Website:
[Myfau.fau.edu](https://myfau.fau.edu)

Click on
“MYFAU” box



Step 2: Sign In with your FAU account

Type your FAUNet ID and your password in each box respectively. Then, click on “LOG IN”

Note: You should have activated your FAUNet ID already.

Step 3: FAU Self-Service

Click on “FAU SELF-SERVICE”


FAU
SELF-SERVICE



Step 4: DUO AUTHENTICATION

Complete the DUO authentication by clicking on send me a push.

 FAUNet ID Authentication


FLORIDA ATLANTIC
UNIVERSITY
[What is this?](#)
[Add a new device](#)
[My Settings & Devices](#)
[Need help?](#)

Choose an authentication method

☒ Duo Push RECOMMENDED

☐ Passcode

☐ Remember me for 24 hours

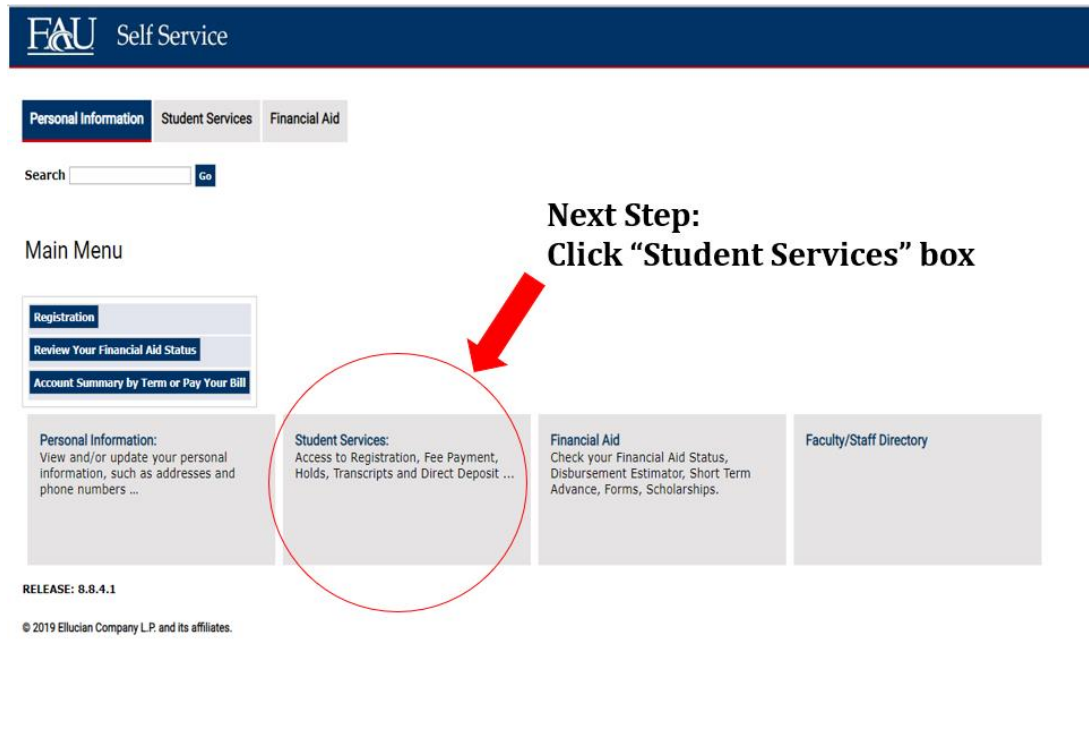
Send Me a Push

Enter a Passcode

Lost device or need help? Use our [Enrollment Portal](#) to update your MFA options.
If you are missing your device you may multi factor through a phone call or SMS code.

Step 5: Student Services.

Click on “Student Services” box



FAU Self Service

Personal Information Student Services Financial Aid

Search Go

Main Menu

Registration
Review Your Financial Aid Status
Account Summary by Term or Pay Your Bill

Personal Information:
View and/or update your personal information, such as addresses and phone numbers ...

Student Services:
Access to Registration, Fee Payment, Holds, Transcripts and Direct Deposit ...

Financial Aid
Check your Financial Aid Status, Disbursement Estimator, Short Term Advance, Forms, Scholarships.

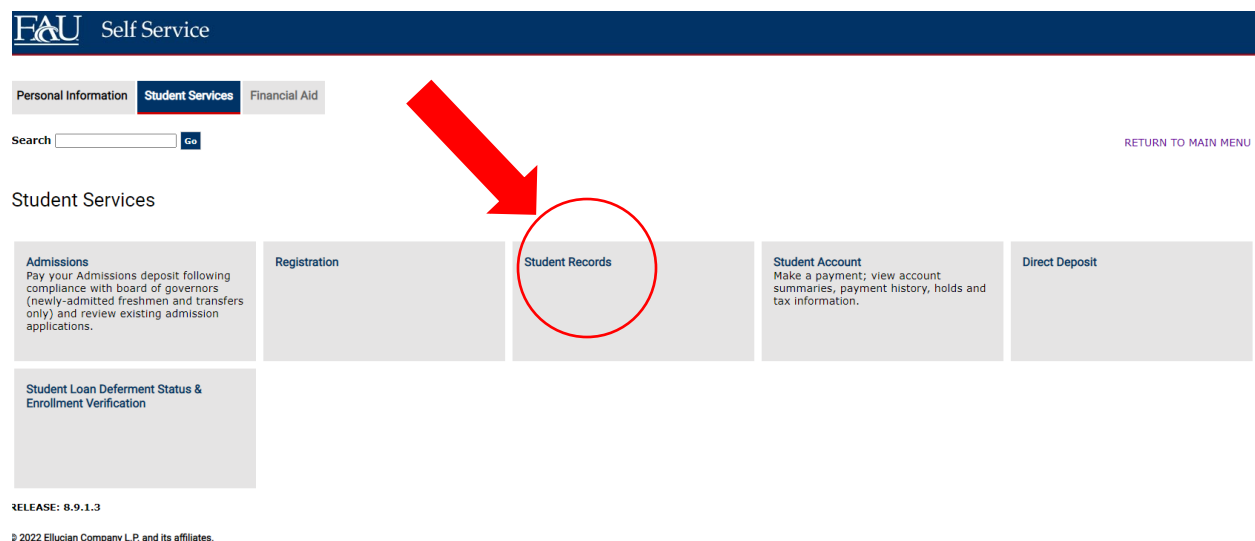
Faculty/Staff Directory

RELEASE: 8.8.4.1
© 2019 Ellucian Company L.P. and its affiliates.

**Next Step:
Click “Student Services” box**

Step 6: Student Records

Click on the “Student Records” box



FAU Self Service

Personal Information Student Services Financial Aid

Search Go

RETURN TO MAIN MENU

Student Services

Admissions
Pay your Admissions deposit following compliance with board of governors (newly-admitted freshmen and transfers only) and review existing admission applications.

Registration

Student Records

Student Account
Make a payment; view account summaries, payment history, holds and tax information.

Direct Deposit

Student Loan Deferment Status & Enrollment Verification

RELEASE: 8.9.1.3
© 2022 Ellucian Company L.P. and its affiliates.

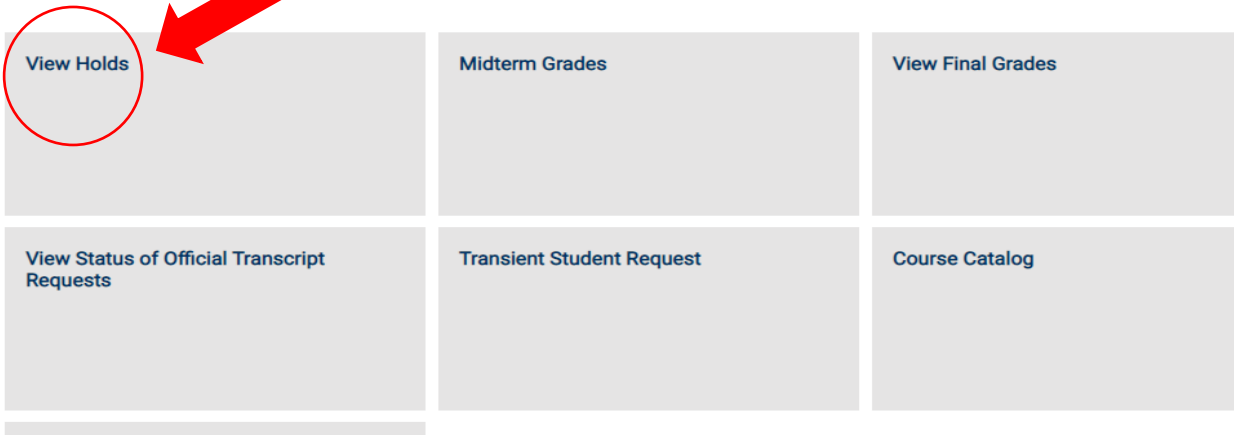
Step 7: View Holds

Click on “Week at Glance Schedule” box.

Personal Information **Student Services** Financial Aid

Search [Go](#)


Student Records



Step 8: Holds

If you have a hold, it will be listed on this page. See below as reference:

View Holds

 Please note that some holds are sensitive and may not display on this page.

STUDENT ACCOUNT HOLDS: Please review all holds on your student account prior to dropping your last class. Unresolved holds will prevent you from completing the c

Administrative Holds

Effective Term	Hold Type	From Date	To Date	Amount	Reason	Originator	Processes Affected
Fall 2022	Bal due must pay	Aug 13, 2022	Dec 31, 2099		See Account Summary by Term	Student Financial Services	Transcripts

RELEASE: 8.7.1

© 2022 Ellucian Company L.P. and its affiliates.