

IPEDS 2025-26 Data Collection System

IPEDS HELP DESK (877) 225-2568 | ipedshelp@rti.org
OMB NO. 1850-0582 v.33 : Approval Expires 8/31/2027
User ID: P1336693

Cost I 2025-26

Institution: Florida Atlantic University (133669)

User ID: P1336693

Overview

Cost Overview

The purpose of the Cost (CST) component is to collect information on student charges for Cost of Attendance estimates and to calculate an Average Net Price (ANP) for first-time, full-time undergraduate students to meet requirements of the Higher Education Act of 1965 (HEA), as amended. This component also collects information on tuition and fees for other groups of students.

Much of the data reported on CST appear on College Navigator, which is updated only one time after CST data have been reviewed by NCES. Therefore, any data reporting errors may stay on College Navigator for a full year.

Additionally, the ANP calculation has important implications for what students see about your institution, and also for the College Affordability and Transparency Center lists.

Data Reporting Reminder:

- Report data to accurately reflect the time period corresponding with the IPEDS survey component, even if such reporting is seemingly inconsistent with prior-year reporting.

Changes to reporting:

- No changes for the 2025-26 data collection period.

Resources:

- To download the survey materials for this component: [Survey Materials](#)
- To access your prior year data submission for this component: [Reported Data](#)

If you have questions about completing this survey, please contact the IPEDS Help Desk at 1-877-225-2568.

Institution: Florida Atlantic University (133669)

User ID: P1336693

Screening Questions

1. Does your institution offer institutionally-controlled housing (on-campus and/or off-campus)?*If you answer **Yes** to this question, you will be expected to specify a housing capacity, and to report a housing charge or a combined food and housing charge.*☐ No☒ YesSpecify housing capacity for academic year 2025-26**2. Are all full-time, first-time degree/certificate-seeking students required to live on campus or in institutionally controlled housing?***This is only a screening question, and your response does not show up on College Navigator.**If you answer **Yes** to this question, you will not be asked to report off-campus food and housing in the cost of attendance. If you make **ANY** exceptions to this rule, please answer **No** so that this does not cause conflicts with the average net price calculation. Misreporting may lead to an inaccurate average net price calculation for your institution.*☒ No☐ Yes, and we do not make **ANY** (even one) exceptions to this rule**3. Does your institution charge different tuition rates for in-district, in-state, or out-of-state students?***If you answer **Yes** to this question, you will be expected to report different tuition amounts for in-district, in-state, and out-of-state students (as applicable).**Only select **YES** if you charge different tuition by students' residence status. You should not select **YES** and then report the same tuition rate 3 times.*☐ No☒ Yes, please check all tuition rates charged by your institution☐ In-district☒ In-state☒ Out-of-state**4. Do you offer food or meal plans to your students?***If you answer **Yes** to this question, you will be expected to report a food charge or combined food and housing charge (C10).*☐ No☒ Yes - Enter the number of meals per week for the meal plan with the largest number of meals available☐ Yes - Number of meals per week can vary (e.g., students charge meals against a meal card)**5. Does your institution charge an application fee?**☐ No☒ Yes - select checkboxes for the student level(s) that have an application fee and report the amount of application fee(s) in Section 1 Part A.☒ Undergraduate programs☒ Graduate programs (not including Doctor's-Professional practice)☒ Doctor's-Professional Practice programs**6. For institutions that charge an application fee, can the application fee be waived for applicants that demonstrate financial need?**☐ No☒ Yes (please indicate for which level(s) application fee can be waived)☒ Undergraduate programs☒ Graduate programs (not including Doctor's-Professional practice)☒ Doctor's-Professional Practice programs**7. Indicate whether or not your institution participates in a Promise program.**☒ No☐ Yes**8. Indicate whether or not any of the following alternative tuition plans are offered by your institution.**☐ No☒ Yes [Check all that apply]☐ Tuition guarantee☒ Prepaid tuition plan☒ Tuition payment plan

☐ Other (specify in box below)


9. For the purposes of awarding institutional financial aid, does your institution require asset information from students who qualify for the exemption from asset reporting on the FAFSA form?

- ☒ No
☐ Yes

10. For the purpose of awarding institutional financial aid, does your institution require additional financial information separate from the FAFSA form?

- ☒ No
☐ Yes (please include a website link to where your institution's website explains what additional financial information is required.)

Link URL:

 You may use the box below to provide additional context for the data you have reported above. Context notes will be posted on the College Navigator website. Therefore, you should write all context notes using proper grammar (e.g., complete sentences with punctuation) and common language that can be easily understood by students and parents (e.g., spell out acronyms).


Details about Florida's prepaid tuition plan can be found at <http://myfloridaprepaid.com/>.


Institution: Florida Atlantic University (133669)

User ID: P1336693

Section 1 - Student Charges: Part A - Application fees

If the institution charges an application fee, indicate the amount.

	 Amount	Prior year
Undergraduate application fee	<div><div></div>30</div>	30
Graduate application fee (not including Doctor's-Professional practice)	<div><div></div>30</div>	30
Doctor's-Professional Practice programs	<div><div></div>30</div>	30

 You may use the box below to provide additional context for the data you have reported above. Context notes will be posted on the College Navigator website. Therefore, you should write all context notes using proper grammar (e.g., complete sentences with punctuation) and common language that can be easily understood by students and parents (e.g., spell out acronyms).

Institution: Florida Atlantic University (133669)


User ID: P1336693

Section 1 - Student Charges: Part B - Cost of attendance for full-time, first-time undergraduate students

Reporting Reminders:

- These data will be made available to the public on College Navigator. If your institution participates in any Title IV programs (Federal Pell Grant, Federal Direct Loan, etc.), all information must be reported.
- For current year amounts: Please enter the amounts below.
- For prior year amounts: Please review the amounts below for accuracy and consistency with your institution's records and edit if needed. These data will be made available to the public on College Navigator.
- Estimates of expenses for books and supplies, food and housing, and other expenses are those from the Cost of Attendance report used by the financial aid office in determining financial need.

Charges for full academic year	2022-23	2023-24	2024-25	2025-26		
<u>Tuition and required fees:</u>					1 <u>Tuition Guarantee</u> (check only if applicable to entering students in 2025-26)	Guaranteed increase %
<u>In-district</u>						
Tuition	2,522	2,522	2,522	<input type="text" value="2,522"/>	<input type="checkbox"/>	<input type="text"/>
Required fees	2,357	2,357	2,357	<input type="text" value="2,357"/>	<input type="checkbox"/>	<input type="text"/>
Tuition + fees total	4,879	4,879	4,879	4,879		
<u>In-state</u>						
Tuition	2,522	2,522	2,522	<input type="text" value="2,522"/>	<input type="checkbox"/>	<input type="text"/>
Required fees	2,357	2,357	2,357	<input type="text" value="2,357"/>	<input type="checkbox"/>	<input type="text"/>
Tuition + fees total	4,879	4,879	4,879	4,879		
<u>Out-of-state</u>						
Tuition	14,374	14,374	14,374	<input type="text" value="14,374"/>	<input type="checkbox"/>	<input type="text"/>
Required fees	2,950	2,950	2,950	<input type="text" value="2,950"/>	<input type="checkbox"/>	<input type="text"/>
Tuition + fees total	17,324	17,324	17,324	17,324		
<u>Books and supplies</u>	1,264	1,256	1,320	<input type="text" value="1,288"/>		
<u>On-campus:</u>						
<u>Food and housing</u>	12,536	12,536	<input checked="" type="checkbox"/> 15,860	<input type="text" value="16,414"/>		
<u>Other expenses</u>	6,174	6,174	<input checked="" type="checkbox"/> 7,878	<input type="text" value="7,410"/>		
Food and housing and other expenses total	18,710	18,710	23,738	23,824		
<u>Off-campus (not with family):</u>						
<u>Food and housing</u>	14,840	14,840	<input checked="" type="checkbox"/> 18,968	<input type="text" value="17,328"/>		
<u>Other expenses</u>	7,644	7,644	8,810	<input type="text" value="8,190"/>		
Food and housing and other expenses total	22,484	22,484	27,778	25,518		
<u>Off-campus (with family):</u>						
<u>Food and housing</u>			6,656 <input checked="" type="checkbox"/>	<input type="text" value="6,064"/>		
<u>Other expenses</u>	7,644	7,644	8,810	<input type="text" value="8,190"/>		
Food and housing and other expenses total	7,644	7,644	15,466	14,254		

 You may use the box below to provide additional context for the data you have reported above. Context notes will be posted on the College Navigator website. Therefore, you should write all context notes using proper grammar (e.g., complete sentences with punctuation) and common language that can be easily understood by students and parents (e.g., spell out acronyms).

- ☐ Non-applicable
- ☐ The Cost of Attendance varies by program.
- ☐ The Cost of Attendance or tuition and fee methodology changed from last year.
- ☐ We allow special Cost of Attendance allowance additions for some programs and student categories.
- ☐ Cost of Attendance updates are based on a recent (prior or current year) cost survey.


- ☐ Tuition and fees, and Cost of Attendance components vary by campus location.
- ☐ This is a U.S. Service Academy. All costs are covered, and students receive a stipend in exchange for a U.S. Armed Forces service commitment.
- ☐ First-year students must live on campus.
- ☐ The Tuition and Fees includes the estimated cost of a computer required for all students.
- ☐ The Tuition and Fees includes the cost of books and supplies.
- ☐ The Books and Supplies includes the estimated cost of a computer required for all students.
- ☐ The Cost of Attendance (COA) is based on a weighted average of student living arrangement categories while enrolled.
- ☐ The Cost of Attendance (COA) is based on a weighted average of costs for all students across Title IV eligible programs.

☐ Other

Section 1 - Student Charges: Part C - Tuition and Required Fees by Level (Undergraduate and Graduate [not including Doctor's-Professional practice])

When reporting for graduate students, **do not include** tuition for Doctor's-Professional students. This will be collected separately.

Average tuition and required fees to all students in each category for the full academic year 2025-26 should be included (not just first-time, full-time undergraduate students).						
Undergraduate students (all)	<u>In-district</u>	Prior year	<u>In-state</u>	Prior year	<u>Out-of-state</u>	Prior year
Full-time						
Tuition	2,522	2,522	2,522	2,522	14,374	14,374
Required fees	2,357	2,357	2,357	2,357	2,950	2,950
Part-time						
Tuition (per credit hour charges)	105	105	105	105	599	599
Required fees	98	98	98	98	123	123
Graduate students (not including Doctor's-Professional practice)	<u>In-district</u>	Prior year	<u>In-state</u>	Prior year	<u>Out-of-state</u>	Prior year
Full-time						
Tuition	5,467	5,467	5,467	5,467	16,695	16,695
Required fees	1,226	1,226	1,226	1,226	1,787	1,787
Part-time						
Tuition (per credit hour charges)	304	304	304	304	928	928
Required fees	68	68	68	68	99	99

 You may use the box below to provide additional context for the data you have reported above. Context notes will be posted on the College Navigator website. Therefore, you should write all context notes using proper grammar (e.g., complete sentences with punctuation) and common language that can be easily understood by students and parents (e.g., spell out acronyms).

Institution: Florida Atlantic University (133669)

User ID: P1336693

Section 1 - Student Charges: Part D - Tuition and Required Fees by Level (Selected Doctor's-Professional Practice)

Average tuition and required fees to all students in each category for the full academic year 2025-26 should be included. DO NOT include food and housing charges.			
	In-state	Out-of-state	
1. Chiropractic (D.C. or D.C.M.):			
<u>Tuition</u>	<input type="text"/>	<input type="text"/>	<input type="text"/>
<u>Required fees</u>	<input type="text"/>	<input type="text"/>	<input type="text"/>
2. Dentistry (D.D.S. or D.M.D.):			
<u>Tuition</u>	<input type="text"/>	<input type="text"/>	<input type="text"/>
<u>Required fees</u>	<input type="text"/>	<input type="text"/>	<input type="text"/>
3. Medicine (M.D.):			
<u>Tuition</u>	<input type="text" value="28,112"/>	<input type="text" value="62,532"/>	<input type="text"/>
<u>Required fees</u>	<input type="text" value="4,125"/>	<input type="text" value="5,847"/>	<input type="text"/>
4. Optometry (O.D.):			
<u>Tuition</u>	<input type="text"/>	<input type="text"/>	<input type="text"/>
<u>Required fees</u>	<input type="text"/>	<input type="text"/>	<input type="text"/>
5. Osteopathic Medicine (D.O.):			
<u>Tuition</u>	<input type="text"/>	<input type="text"/>	<input type="text"/>
<u>Required fees</u>	<input type="text"/>	<input type="text"/>	<input type="text"/>
6. Pharmacy (Pharm.D.):			
<u>Tuition</u>	<input type="text"/>	<input type="text"/>	<input type="text"/>
<u>Required fees</u>	<input type="text"/>	<input type="text"/>	<input type="text"/>
7. Podiatry (Pod.D., D.P., or D.P.M.):			
<u>Tuition</u>	<input type="text"/>	<input type="text"/>	<input type="text"/>
<u>Required fees</u>	<input type="text"/>	<input type="text"/>	<input type="text"/>
8. Veterinary Medicine (D.V.M.):			
<u>Tuition</u>	<input type="text"/>	<input type="text"/>	<input type="text"/>
<u>Required fees</u>	<input type="text"/>	<input type="text"/>	<input type="text"/>
9. Law (J.D.):			
<u>Tuition</u>	<input type="text"/>	<input type="text"/>	<input type="text"/>
<u>Required fees</u>	<input type="text"/>	<input type="text"/>	<input type="text"/>

What are the typical food and housing charges for a student for the full academic year 2025-26?

If you report food and housing separately, leave the combined charge blank. If you report a combined charge, leave the food and housing charges blank.

 You may use the box below to provide additional context for the data you have reported above. Context notes will be posted on the College Navigator website. Therefore, you should write all context notes using proper grammar (e.g., complete sentences with punctuation) and common language that can be easily understood by students and parents (e.g., spell out acronyms).

Prepared by

Prepared by

Reporting Reminders:

- The name of the preparer is being collected so that we can follow up with the appropriate person in the event that there are questions concerning the data.
- The Keyholder will be copied on all email correspondence to other preparers.
- The time it took to prepare this component is being collected so that we can continue to improve our estimate of the reporting burden associated with IPEDS.
- Please include in your estimate the time it took for you to review instructions, query and search data sources, complete and review the component, and submit the data through the Data Collection System.
- Thank you for your assistance.

This survey component was prepared by:			
<input type="radio"/>	Keyholder	<input type="radio"/>	SFA Contact
<input type="radio"/>	Finance Contact	<input checked="" type="radio"/>	Other
Name:		<input type="text" value="Jeremy Hoyt"/>	
Email:		<input type="text" value="jhoyt8@fau.edu"/>	

How many staff from your institution only were involved in the data collection and reporting process of this survey component?	
<input type="text" value="10.00"/>	Number of Staff (including yourself)

How many hours did you and others from your institution only spend on each of the steps below when responding to this survey component? <i>Exclude the hours spent collecting data for state and other reporting purposes.</i>				
Staff member	Collecting Data Needed	Revising Data to Match IPEDS Requirements	Entering Data	Revising and Locking Data
Your office	<input type="text" value="4.00"/> hours	<input type="text"/> hours	<input type="text" value="4.00"/> hours	<input type="text"/> hours
Other offices	<input type="text"/> hours	<input type="text"/> hours	<input type="text"/> hours	<input type="text"/> hours

Institution: Florida Atlantic University (133669)

User ID: P1336693

Summary

Cost I Component Summary

The purpose of this summary is to provide you an opportunity to view some of the data that, when accepted through the IPEDS quality control process, will appear on the [College Navigator](#) website and/or your institution's Data Feedback Report (DFR). In addition, all data reported in IPEDS survey components become publicly available through the [IPEDS Use the Data](#) and appear as aggregated statistics in various Department of Education reports. [College Navigator](#) is updated approximately three months after the data collection period closes and DFRs will be available through the [IPEDS Use the Data](#).

Please review your data for accuracy. If you have questions about the data displayed below or after reviewing the data reported on the survey screens, please contact the IPEDS Help Desk at: 1-877-225-2568 or ipedshelp@rti.org.

GENERAL INFORMATION	
Reporter Type	Academic
Calendar System	Semester Postsecondary awards, certificates, or diplomas of 300-899 clock hours...
Award Levels Offered	Associate's degree Bachelor's degree Postbaccalaureate certificate Master's degree Post-master's certificate Doctor's degree - research/scholarship Doctor's degree - professional practice Full-time Undergraduate
Levels of Enrollment Offered	Full-time First-time, degree/certificate-seeking Undergraduate Full-time Graduate (not including doctor's professional) Part-time Undergraduate Part-time First-time, degree/certificate-seeking Undergraduate Part-time Graduate (not including doctor's professional) Doctor's degree - professional practice programs
System	State University System of Florida

PRICING INFORMATION					
Alternative Tuition Plans		Prepaid tuition plan Tuition payment plan			
Promise program		No			
Full-time Undergraduate Tuition and Fees					
	Average full-time undergraduate student tuition and fees for academic year 2025-26	Tuition		Fees	
	In-state	2,522		2,357	
	Out-of-state	14,374		2,950	
Full-time Graduate Tuition and Fees					
	Average full-time graduate student tuition and fees for academic year 2025-26	Tuition		Fees	
	In-state	5,467		1,226	
	Out-of-state	16,695		1,787	
First-time, Full-time Undergraduate Cost of Attendance					
	Estimated expenses for academic year	2022-23	2023-24	2024-25	2025-26
	In-state tuition and fees	4,879	4,879	4,879	4,879
	Out-of-state tuition and fees	17,324	17,324	17,324	17,324
	Books and supplies	1,264	1,256	1,320	1,288
	On-campus food and housing	12,536	12,536	15,860	16,414
	On-campus other expenses	6,174	6,174	7,878	7,410
	Off-campus food and housing	14,840	14,840	18,968	17,328
	Off-campus other expenses	7,644	7,644	8,810	8,190
	Off-campus with family food and housing			6,656	6,064
	Off-campus with family other expenses	7,644	7,644	8,810	8,190

Edit Report

Cost I

Source	Description	Severity	Resolved	Options
Screen: Section 1 - Student Charges: Part B - Cost of attendance for full-time, first-time undergraduate students				
Screen Entry	This value is expected to be within 20% of the prior year amount. Please correct your data or explain. (Error #11110) This edit and explanation were retained from the prior year (for reference) and do not need to be re-explained in the current year edit report.	Explanation	Yes	
Reason	In calculating housing for the Cost of Attendance, the FAFSA Simplification Act brought several significant changes to how housing costs are determined for students. One notable adjustment for FY2024-2025 was shifting from using weighted average to median values for housing cost calculations. This approach differs from FY2023-2024 when housing costs were based on weighted averages. These changes aim to more accurately reflect the true living expenses students face. 2023-2024 On Campus Housing - Weighted Average: \$4,215 2023-2024 On Campus Housing - Median: \$5,408			
Screen Entry	This value is expected to be within 20% of the prior year amount. Please correct your data or explain. (Error #11110) This edit and explanation were retained from the prior year (for reference) and do not need to be re-explained in the current year edit report.	Explanation	Yes	
Reason	This is confirmed to be accurate.			
Screen Entry	This value is expected to be within 20% of the prior year amount. Please correct your data or explain. (Error #11110) This edit and explanation were retained from the prior year (for reference) and do not need to be re-explained in the current year edit report.	Explanation	Yes	
Reason	The cost of living increased significantly. Accuracy is confirmed.			
Screen Entry	For students living Off-Campus (with family), any charges reported for food and housing are expected to be small, as it is assumed that students living at home with parents will be responsible for minimal food and housing costs. Please review your student financial aid budget(s), and if this amount is determined to be correct, please provide an explanation for the value reported. Otherwise, please revise your data. (Error #11564)	Explanation	Yes	
Reason	The primary reason for the decrease in the housing living off campus allowance is the lower cost of apartment rentals reflected in the annual survey conducted each November through www.apartmentfinder.com. In addition, there was a decline in the Bureau of Labor Statistics unadjusted 12-month Consumer Price Index for Fuels and Utilities, which impacted both the living off campus and living with parents' categories. The inflation rate for food in the Miami/Fort Lauderdale/West Palm Beach area was also lower, further contributing to the reduced cost of attendance for 2025-26.			
Screen: Section 1 - Student Charges: Part E - Food and Housing				
Screen Entry	The amount entered (16,414) for food and housing on the Section 1 - Part B - Cost of Attendance screen is expected to be within 10% of the amount entered for food and housing on the Food and Housing screen (11,235). Please correct your data or explain the discrepancy between the two amounts reported. (Error #11236)	Explanation	Yes	
Reason	FAU increased the double occupancy housing fee.			
Related Screens	Part B - Cost of Attendance for FTFTUG, Part E - Food and Housing			