

IPEDS 2025-26 Data Collection System

IPEDS HELP DESK (877) 225-2568 | ipedshelp@rti.org
OMB NO. 1850-0582 v.33 : Approval Expires 8/31/2027
User ID: P1336693

12-month Enrollment 2025-26

Institution: Florida Atlantic University (133669)

User ID: P1336693

Overview

12-month Enrollment Overview

The 12-month Enrollment survey component collects unduplicated student enrollment counts and instructional activity data for an entire 12-month period. Using the instructional activity data reported, a full-time equivalent (FTE) student enrollment at the undergraduate and graduate level is estimated (4-year institutions only). Institutions with Doctor's - professional practice students will also report the FTE enrollment of those students (4-year institutions only). NCES uses the FTE enrollment to produce indicators such as expenses by function per FTE as reported in the IPEDS Data Feedback Report.

Data Reporting Reminder:

- All institutions must use the July 1 - June 30 reporting period.
- Report data to accurately reflect the time period corresponding with the IPEDS survey component, even if such reporting is seemingly inconsistent with prior-year reporting.

Changes in reporting

The following changes were implemented for the 2025-26 data collection period:

- Removed question collecting student headcounts of Another Gender.
- Revised "gender" to "sex" where applicable. Revised "men" to "male" and "women" to "female" where applicable.

Resources:

- To download the survey materials for this component: [Survey Materials](#)
- To access your prior year data submission for this component: [Reported Data](#)

If you have questions about completing this survey, please contact the IPEDS Help Desk at 1-877-225-2568.


Institution: Florida Atlantic University (133669)

User ID: P1336693

12-month Enrollment Screening Questions

1. Which instructional activity units will you use to report undergraduate instructional activity?

- Undergraduate instructional activity data in Part B may be reported in units of clock hours or credit hours.
 - Please note that any graduate level instructional activity must be reported in credit hours. (4-year institutions only)
- ☐ Clock hours
- ☒ Credit hours
- ☐ Both clock and credit hours (some undergraduate programs measured in clock hours and some measured in credit hours)

 You may use the box below to provide additional context for the data you have reported above. Context notes will be posted on the College Navigator website. Therefore, you should write all context notes using proper grammar (e.g., complete sentences with punctuation) and common language that can be easily understood by students and parents (e.g., spell out acronyms).

2. Did your institution enroll high school students in college courses for credit during the 12-month Enrollment (E12) reporting period of July 1, 2024 - June 30, 2025?

If you answer **Yes** to this question, you will be able to report the unduplicated count of high school students enrolled in college courses for credit on Part C of the 12-month Enrollment (E12) survey component.

- ☒ Yes.
- ☒ Within a dual enrollment program.
- ☐ Outside a dual enrollment program.
- ☐ No

Note:

Within a dual enrollment program is defined as within an organized system with special guidelines that allows high school students to take college-level courses. The guidelines might have to do with entrance or eligibility requirements, funding, limits on course taking, etc.

Outside a dual enrollment program is defined as high school students who simply enroll in credit courses through your institution, and are treated as regularly enrolled college students.

Institution: Florida Atlantic University (133669)

User ID: P1336693

Part A - Unduplicated Count for Full-time Undergraduate Students

12-month Unduplicated Count by Race/Ethnicity and Sex - Full-time Undergraduate Students

July 1, 2024 – June 30, 2025

Reporting Reminders:

- The 12-month unduplicated count must be equal or greater than the corresponding prior year fall enrollment.
- Report Hispanic/Latino individuals of any race as Hispanic/Latino
- Report race for non-Hispanic/Latino individuals only
- Even though Teacher Preparation certificate programs may require a bachelor's degree for admission, they are considered subbaccalaureate undergraduate programs, and students in these programs are undergraduate students.

Male

Students enrolled for <u>credit</u>	Degree/certificate-seeking				Non-degree/ non-certificate-seeking	Total, Full-time undergraduate students
	<u>First-time</u>	<u>Transfer-in</u>	<u>Continuing/ Returning</u>	Total degree/certificate-seeking		
<u>U.S. Nonresident</u>	38	53	164	255	34	289
<u>Hispanic/Latino</u>	395	310	1,504	2,209	56	2,265
<u>American Indian or Alaska Native</u>	1	0	5	6	1	7
<u>Asian</u>	50	35	257	342	39	381
<u>Black or African American</u>	168	181	829	1,178	20	1,198
<u>Native Hawaiian or Other Pacific Islander</u>	1	2	5	8	0	8
<u>White</u>	626	471	2,546	3,643	78	3,721
Two or more races	36	40	230	306	11	317
<u>Race and ethnicity unknown</u>	25	12	96	133	2	135
Total male	1,340	1,104	5,636	8,080	241	8,321
Total male prior year	1,594	1,034	5,221	7,849	264	8,113

Female

Students enrolled for <u>credit</u>	Degree/certificate-seeking				Non-degree/ non-certificate-seeking	Total, Full-time undergraduate students
	<u>First-time</u>	<u>Transfer-in</u>	<u>Continuing/ Returning</u>	Total degree/certificate-seeking		
<u>U.S. Nonresident</u>	56	60	210	326	33	359
<u>Hispanic/Latino</u>	639	383	2,053	3,075	69	3,144
<u>American Indian or Alaska Native</u>	1	3	2	6	0	6
<u>Asian</u>	91	37	248	376	62	438
<u>Black or African American</u>	243	258	1,232	1,733	30	1,763
<u>Native Hawaiian or Other Pacific Islander</u>	3	3	9	15	0	15
<u>White</u>	1,134	447	3,245	4,826	81	4,907
Two or more races	93	63	314	470	26	496
<u>Race and ethnicity unknown</u>	31	14	96	141	1	142
Total female	2,291	1,268	7,409	10,968	302	11,270
Total female prior year	2,429	1,158	7,056	10,643	331	10,974

Grand total (2024-25)	3,631	2,372	13,045	19,048	543	19,591
Prior year data:						
Grand total (male+female) prior year	4,023	2,192	12,277	18,492	595	19,087
Total Full-time undergraduate enrollment Fall 2024 <i>NOTE: Grand total (2024-25) calculated above is expected to be greater than total Full-time undergraduate enrollment Fall 2024.</i>	3,366	1,706	12,816	17,888	513	18,401

Institution: Florida Atlantic University (133669)

User ID: P1336693

Part A - Unduplicated Count for Part-time Undergraduate Students

12-month Unduplicated Count by Race/Ethnicity and Sex - **Part-time Undergraduate** Students

July 1, 2024 – June 30, 2025

Reporting Reminders:

- The 12-month unduplicated count must be equal or greater than the corresponding prior year fall enrollment.
- Report Hispanic/Latino individuals of any race as Hispanic/Latino
- Report race for non-Hispanic/Latino individuals only
- Even though Teacher Preparation certificate programs may require a bachelor's degree for admission, they are considered subbaccalaureate undergraduate programs, and students in these programs are undergraduate students.

Male

Students enrolled for <u>credit</u>	Degree/certificate-seeking				Non-degree/ non-certificate-seeking	Total, Part-time undergraduate students
	<u>First-time</u>	<u>Transfer-in</u>	<u>Continuing/ Returning</u>	Total degree/certificate-seeking		
<u>U.S. Nonresident</u>	15	25	50	90	12	102
<u>Hispanic/Latino</u>	221	272	725	1,218	131	1,349
<u>American Indian or Alaska Native</u>	1	1	2	4	0	4
<u>Asian</u>	18	28	113	159	65	224
<u>Black or African American</u>	82	203	461	746	76	822
<u>Native Hawaiian or Other Pacific Islander</u>	1	1	2	4	0	4
<u>White</u>	396	257	807	1,460	249	1,709
Two or more races	34	41	78	153	29	182
<u>Race and ethnicity unknown</u>	33	27	22	82	31	113
Total male	801	855	2,260	3,916	593	4,509
Total male prior year	907	910	2,364	4,181	659	4,840

Female

Students enrolled for <u>credit</u>	Degree/certificate-seeking				Non-degree/ non-certificate-seeking	Total, Part-time undergraduate students
	<u>First-time</u>	<u>Transfer-in</u>	<u>Continuing/ Returning</u>	Total degree/certificate-seeking		
<u>U.S. Nonresident</u>	21	44	77	142	28	170
<u>Hispanic/Latino</u>	311	372	941	1,624	281	1,905
<u>American Indian or Alaska Native</u>	1	0	2	3	0	3
<u>Asian</u>	22	33	97	152	91	243
<u>Black or African American</u>	136	280	663	1,079	151	1,230
<u>Native Hawaiian or Other Pacific Islander</u>	3	2	4	9	2	11
<u>White</u>	514	291	754	1,559	411	1,970
Two or more races	30	41	119	190	46	236
<u>Race and ethnicity unknown</u>	38	21	18	77	24	101
Total female	1,076	1,084	2,675	4,835	1,034	5,869
Total female prior year	1,075	1,058	2,998	5,131	1,090	6,221

Grand total (2024-25)	1,877	1,939	4,935	8,751	1,627	10,378
Prior year data:						
Grand total (male+female) prior year	1,982	1,968	5,362	9,312	1,749	11,061
Total Part-time undergraduate enrollment Fall 2024 <i>NOTE: Grand total (2024-25) calculated above is expected to be greater than total Part-time undergraduate enrollment Fall 2024.</i>	866	823	4,180	5,869	606	6,475

Institution: Florida Atlantic University (133669)

User ID: P1336693

Part A - Unduplicated Count for Undergraduate Students

12-month Unduplicated Count by Race/Ethnicity and Sex - Undergraduate Student Total

July 1, 2024 – June 30, 2025

Male

Enrolled for credit	Total full-time undergraduate students	Total part-time undergraduate students	Grand total, all undergraduate students
<u>U.S. Nonresident</u>	289	102	391
<u>Hispanic/Latino</u>	2,265	1,349	3,614
<u>American Indian or Alaska Native</u>	7	4	11
<u>Asian</u>	381	224	605
<u>Black or African American</u>	1,198	822	2,020
<u>Native Hawaiian or Other Pacific Islander</u>	8	4	12
<u>White</u>	3,721	1,709	5,430
Two or more races	317	182	499
<u>Race and ethnicity unknown</u>	135	113	248
Total male	8,321	4,509	12,830

Female

Enrolled for credit	Total full-time undergraduate students	Total part-time undergraduate students	Grand total, all undergraduate students
<u>U.S. Nonresident</u>	359	170	529
<u>Hispanic/Latino</u>	3,144	1,905	5,049
<u>American Indian or Alaska Native</u>	6	3	9
<u>Asian</u>	438	243	681
<u>Black or African American</u>	1,763	1,230	2,993
<u>Native Hawaiian or Other Pacific Islander</u>	15	11	26
<u>White</u>	4,907	1,970	6,877
Two or more races	496	236	732
<u>Race and ethnicity unknown</u>	142	101	243
Total female	11,270	5,869	17,139
Grand total (male+female)	19,591	10,378	29,969

Institution: Florida Atlantic University (133669)

User ID: P1336693

Part A - Unduplicated Count for Graduate Students

12-month Unduplicated Count by Race/Ethnicity and Sex - Full-time and Part-time Graduate Students

July 1, 2024 – June 30, 2025

Reporting Reminders:

- The 12-month unduplicated count must be equal or greater than the corresponding prior year fall enrollment.
- Report Hispanic/Latino individuals of any race as Hispanic/Latino
- Report race for non-Hispanic/Latino individuals only
- Report **all** postbaccalaureate degree and certificate students as graduate students, **including any doctor's - professional practice students (formerly first-professional)**

Male

Students <u>enrolled for credit</u>	Graduate students		
	Total <u>full-time</u>	Total <u>part-time</u>	Total <u>graduate students</u>
<u>U.S. Nonresident</u>	931	226	1,157
<u>Hispanic/Latino</u>	224	336	560
<u>American Indian or Alaska Native</u>	3	1	4
<u>Asian</u>	91	73	164
<u>Black or African American</u>	159	227	386
<u>Native Hawaiian or Other Pacific Islander</u>	1	1	2
<u>White</u>	490	592	1,082
Two or more races	37	50	87
<u>Race and ethnicity unknown</u>	26	8	34
Total male	1,962	1,514	3,476
Total male prior year			3,228

Female

Students <u>enrolled for credit</u>	Graduate students		
	Total <u>full-time</u>	Total <u>part-time</u>	Total <u>Graduate students</u>
<u>U.S. Nonresident</u>	561	158	719
<u>Hispanic/Latino</u>	331	584	915
<u>American Indian or Alaska Native</u>	1	0	1
<u>Asian</u>	86	94	180
<u>Black or African American</u>	357	602	959
<u>Native Hawaiian or Other Pacific Islander</u>	0	2	2
<u>White</u>	684	948	1,632
Two or more races	47	94	141
<u>Race and ethnicity unknown</u>	35	16	51
Total female	2,102	2,498	4,600
Total female prior year			4,433


Grand total (2024-25)	4,064	4,012	8,076
Prior year data:			
Grand total (male+female) prior year			7,661
<i>i Total graduate enrollment Fall 2024</i> <i>NOTE: Grand total (2024-25) calculated above is expected to be greater than Total graduate enrollment Fall 2024.</i>	3,624	3,107	6,731

Part A - Sex Unknown

12-month Unduplicated Count by Sex Unknown

- Reporting Reminders:
- The purpose of this supplemental section is to determine whether institutions are able to report the number of students for whom sex is unknown. Note that these students must still be allocated into the 'Male' and 'Female' categories in all other sections of the survey component.


	Number of students	
	Undergraduate students	Graduate students
	Current Year	Current Year
Grand total	29,969	8,076
Sex unknown (i.e., sex information is not known or not collected)	18	0

 You may use the box below to provide additional context for the data you have reported above. Context notes will be posted on the College Navigator website. Therefore, you should write all context notes using proper grammar (e.g., complete sentences with punctuation) and common language that can be easily understood by students and parents (e.g., spell out acronyms).

Part A – 12-month Enrollment by Distance Education Status

12-month Unduplicated Count - Distance Education Status
July 1, 2024 – June 30, 2025

	Undergraduate Students		Graduate Students
	Degree/certificate-seeking	Non-degree/non-certificate-seeking	
Students <i>enrolled exclusively</i> in <u>distance education courses</u>	4,958	846	2,607
Students <i>enrolled in at least one but not all</i> distance education courses	20,172	709	3,038
Students <i>not enrolled in any</i> distance education courses	2,669	615	2,431
Total (Carried forward from part A)	27,799	2,170	8,076

 You may use the box below to provide additional context for the data you have reported above. Context notes will be posted on the College Navigator website. Therefore, you should write all context notes using proper grammar (e.g., complete sentences with punctuation) and common language that can be easily understood by students and parents (e.g., spell out acronyms).

Part B - Instructional Activity

12-month Instructional Activity
July 1, 2024 - June 30, 2025

- Instructional Activity Reporting Reminder:
- Instructional activity is used to calculate an IPEDS FTE based on the institution's reported calendar system.
 - Graduate credit hour activity should not include any doctor's – professional practice activity, the total of those students' FTE is entered separately instead.

FTE Reporting Reminder:

- Institutions need not report their own calculations of undergraduate or graduate FTE unless IPEDS FTE calculations would be misleading for comparison purposes among all IPEDS reporting institutions.

Instructional Activity

	2024-25 total activity	Prior year data
Undergraduate level:		
<u>Credit hour activity</u>	704,800	691,119
Graduate level:		
<u>Credit hour activity</u> (Do not include doctor's-professional practice instructional activity here; the total FTE of those students should be entered separately below)	109,554	103,566

Full-Time Equivalent (FTE) of Students


	2024-25 total activity	Prior year data
<u>Doctor's - professional practice level:</u>		
<u>Doctor's - professional practice</u> FTE student estimate	392	355

Calendar system (as reported on the prior year IC survey component):	Semester
--	----------

If the IPEDS calculated FTE estimates below are not reasonable, **AND** you have reported the correct instructional activity hours above, enter your best FTE estimate in the "Institution reported FTE" column below and save the page. This option should be used **ONLY** if the calculated estimate is not reasonable for your institution and IPEDS comparisons.

Please provide your best estimate of undergraduate and graduate FTE for the 12-month reporting period **only if the calculated FTE estimate below is not reasonable for IPEDS comparison purposes**. Please provide an explanation in the context box if the option is used due to Coronavirus Pandemic.

	Calculated FTE 2024-25	Institution reported FTE 2024-25	Prior year FTE 2023-24
Undergraduate student FTE	23,493	23,493	23,037
Graduate student FTE (excluding doctor's - professional practice student FTE)	4,565	4,565	4,315
Doctor's - professional practice student FTE		392	355
Total FTE student enrollment		28,450	27,707

 Context notes will be posted on the College Navigator website. Therefore, you should write all context notes using proper grammar (e.g., complete sentences with punctuation) and common language that can be easily understood by students and parents (e.g., spell out acronyms).

Part C – Unduplicated Count of Dual Enrolled Students

12-month Unduplicated Count of Dual Enrolled Students
July 1, 2024 – June 30, 2025

- Reporting Reminders:
- The number of high school students enrolled in college courses for credit was reported in Part A as part of the non-degree/non-certificate-seeking unduplicated enrollment.
 - The number of high school students enrolled in college courses for credit reported in Part C will have some duplication with the non-degree/non-certificate-seeking enrollment students reported in Part A.
 - The number of high school students enrolled in college courses for credit reported in Part C should be less than the number of non-degree/non-certificate-seeking students reported in Part A unless all these students at your institution are high school students enrolled in college courses for credit.
 - Report Hispanic/Latino individuals of any race as Hispanic/Latino
 - Report race for non-Hispanic/Latino individuals only

In Part A, your institution reported the following number of students in the non-degree/non-certificate-seeking unduplicated headcount.	2,170
---	-------

	High school students enrolled in college courses for credit		
	Male	Female	Total
<u>U.S. Nonresident</u>	9	17	26
<u>Hispanic/Latino</u>	87	115	202
<u>American Indian or Alaska Native</u>	1	0	1
<u>Asian</u>	77	100	177
<u>Black or African American</u>	37	59	96
<u>Native Hawaiian or Other Pacific Islander</u>	0	0	0
<u>White</u>	152	139	291
Two or more races	28	37	65
<u>Race and ethnicity unknown</u>	7	3	10
Total	398	470	868
Total prior year	407	516	923

Prepared by

Prepared by

Reporting Reminders:

- The name of the preparer is being collected so that we can follow up with the appropriate person in the event that there are questions concerning the data.
- The Keyholder will be copied on all email correspondence to other preparers.
- The time it took to prepare this component is being collected so that we can continue to improve our estimate of the reporting burden associated with IPEDS.
- Please include in your estimate the time it took for you to review instructions, query and search data sources, complete and review the component, and submit the data through the Data Collection System.
- Thank you for your assistance.

This survey component was prepared by:			
<input type="radio"/>	Keyholder	<input type="radio"/>	SFA Contact
<input type="radio"/>	Finance Contact	<input checked="" type="radio"/>	Other
Name:		<input type="text" value="Shannon Tynan"/>	
Email:		<input type="text" value="stynan2015@fau.edu"/>	

How many staff from your institution only were involved in the data collection and reporting process of this survey component?	
<input type="text" value="1.00"/>	Number of Staff (including yourself)

How many hours did you and others from your institution only spend on each of the steps below when responding to this survey component? <i>Exclude the hours spent collecting data for state and other reporting purposes.</i>				
Staff member	Collecting Data Needed	Revising Data to Match IPEDS Requirements	Entering Data	Revising and Locking Data
Your office	<input type="text"/> hours	<input type="text" value="1.00"/> hours	<input type="text" value="1.00"/> hours	<input type="text" value="1.00"/> hours
Other offices	<input type="text"/> hours	<input type="text"/> hours	<input type="text"/> hours	<input type="text"/> hours

Institution: Florida Atlantic University (133669)

User ID: P1336693

Summary

12-Month Enrollment Component Summary

The purpose of this summary is to provide you an opportunity to view some of the data that, when accepted through the IPEDS quality control process, will appear on the [College Navigator](#) website and/or your institution's Data Feedback Report (DFR). In addition, all data reported in IPEDS survey components become publicly available through the [IPEDS Use the Data](#) and appear as aggregated statistics in various Department of Education reports. [College Navigator](#) is updated approximately three months after the data collection period closes and DFRs will be available through the [IPEDS Use the Data](#).

Please review your data for accuracy. If you have questions about the data displayed below or after reviewing the data reported on the survey screens, please contact the IPEDS Help Desk at: 1-877-225-2568 or ipedshelp@rti.org.

12-Month Unduplicated Headcount and Full-Time Equivalent Students		
Total 12-month unduplicated headcount enrollment		38,045
	Undergraduate student unduplicated headcount enrollment	29,969
	Graduate student unduplicated headcount enrollment	8,076
Total 12-month full-time equivalent (FTE) student enrollment		28,450
	Undergraduate student FTE enrollment	23,493
	Graduate student FTE enrollment	4,565
	Doctor's-professional practice FTE enrollment	392

Total 12-month Undergraduate Student Characteristics		
Percent of undergraduate students who are female		57 %
Percent of undergraduate students who are full-time		65 %
Percent of undergraduate students who are enrolled exclusively in distance education courses		19 %
Percent of undergraduate students by U.S. resident status and race/ethnicity: Note: Race/ethnicity is not collected for U.S. Nonresidents.		
U.S. Resident		97 %
	American Indian or Alaska Native	0 %
	Asian	4 %
	Black or African American	17 %
	Hispanic/Latino	29 %
	Native Hawaiian or Pacific Islander	0 %
	White	41 %
	Two or More Races	4 %
	Race and ethnicity unknown	2 %
U .S. Nonresident		3 %

Total 12-month Graduate Student Characteristics		
Percent of graduate students who are female		57 %
Percent of graduate students who are full-time		50 %
Percent of graduate students who are enrolled exclusively in distance education courses		32 %
Percent of graduate students by U.S. resident status and race/ethnicity: Note: Race/ethnicity is not collected for U.S. Nonresidents.		
U.S. Resident		77 %
	American Indian or Alaska Native	0 %
	Asian	4 %
	Black or African American	17 %
	Hispanic/Latino	18 %
	Native Hawaiian or Pacific Islander	0 %

	White	34 %
	Two or More Races	3 %
	Race and ethnicity unknown	1 %
U .S. Nonresident		23 %

Institution: Florida Atlantic University (133669)

User ID: P1336693

Edit Report

12-month Enrollment

There are no errors for the selected survey and institution.