

FLORIDA ATLANTIC UNIVERSITY™

Graduate Programs—COURSE CHANGE REQUEST

UGPC APPROVAL _____
UFS APPROVAL _____
SCNS SUBMITTAL _____
CONFIRMED _____
BANNER POSTED _____
CATALOG: _____

DEPARTMENT NAME: N/A	COLLEGE OF: MEDICINE
COURSE PREFIX & NUMBER: BMS 6638	CURRENT COURSE TITLE: Renal System

CHANGE(S) REQUESTED


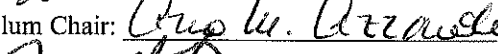

SHOW "X" IN FRONT OF OPTION	SHOW "X" IN FRONT OF OPTION
CHANGE CREDITS FROM 6 TO: 5	CHANGE PREFIX FROM TO:
CHANGE GRADING FROM REGULAR TO: S/U	CHANGE COURSE NO. FROM TO:
CHANGE PREREQUISITES TO:	CHANGE TITLE TO:
CHANGE MINIMUM GRADE TO:	CHANGE DESCRIPTION TO:
CHANGE COREQUISITES TO:	
CHANGE OTHER REGISTRATION CONTROLS TO:	
OTHER	

CHANGES TO BE EFFECTIVE (TERM):	Attach syllabus for ANY changes to current course information.
--	--

Will the requested change(s) cause this course to overlap any other FAU course(s)? If yes, please list course(s). YES No	Any other departments and/or colleges that might be affected by the change(s) must be consulted. List entities that have been consulted and attach written comments from each. N/A
---	---

TERMINATE COURSE, EFFECTIVE (GIVE LAST TERM COURSE IS TO BE ACTIVE):

Faculty Contact, Email, Complete Phone Number:
Ira L. Lazar, M.D.; Affiliate Clinical Assistant Professor of Biomedical Science; 561 989-9070; nephron01@aol.com

SIGNATURES	SUPPORTING MATERIALS
Approved by: Department Chair:  College Curriculum Chair:  College Dean:  UGPC Chair: _____ Dean of the Graduate College: _____	Date: _____ Syllabus—must include all criteria as detailed in UGPC Guidelines. Go to: http://graduate.fau.edu/gpc/ to access Guidelines and to download this form. Written Consent —required from all departments affected.

Email this form and syllabus to diamond@fau.edu and eqirjo@fau.edu one week **before** the University Graduate Programs Committee meeting so that materials may be viewed on the UGPC website by committee members prior to the meeting.

FAU COLLEGE OF MEDICINE

Syllabus :

1. **Course title :** Renal System

Course number: BMS 6638

Number of credit hours: 5

Lecture Hours: up to 8 hrs/week in BC-126, unless otherwise specified.

Small-group Hours: up to 6 hrs/week for PBL, location as assigned

2. **Course prerequisites:**

Successful completion of the first year of MD program and promotion to the second year

3. **Course logistics:**

a. term: Fall 2012

b. not an online course

c. Biomedical Science Building room BC-126, anatomy lab, small group PBL rooms.

4. **Instructor information:**

Course Director:

Ira L. Lazar, M.D.

Affiliate Clinical Assistant Professor of Biomedical Science

(561) 989-9070

nephron01@aol.com

Course support:

Ms Mavis Brown

Curriculum Coordinator

BC-138

561-297-0899

mwbrown@fau.edu

Please note: Any official student communication from the director or curriculum coordinator will be sent via e-mail to students at their FAU e-mail addresses. *If students would like to meet with the course director, they must call or e-mail the course director to schedule an appointment.*

5. **TA contact information:**

N/A

6. **Course description:**

The purpose of the Renal System course is to teach second-year medical students the structure, function and pathophysiology of the kidneys and genitourinary tract. This knowledge should provide a solid foundation to approach the disorders of fluid, acid-base and electrolyte balance as well as the diseases of the kidneys and collecting system that they will encounter during their clinical years.

7. **Course objectives/student learning outcomes:**

At the end of course, medical students will be able to:

- Apply knowledge of the gross and microscopic anatomy of the kidney and collecting system to nephrogenesis and the genetics of kidney diseases.
- Apply knowledge of the gross and microscopic anatomy of the kidney and collecting system to describing the pathophysiology of glomerular, vascular and interstitial diseases.
- Describe the role of the kidneys in the regulation of fluid, electrolyte and acid-base balance and the pathophysiology of the associated disorders.
- Relate the endocrine function of the kidneys and the effect of systemic hormones to renal function.
- Relate the role of the kidneys to the regulation of blood pressure and the pathophysiology of hypertension, while taking into account the role of the cardiovascular and respiratory systems.
- Apply the pharmacology of diuretic drugs and drug pharmacokinetics to management of renal disease.
- Integrate the role of renal function tests, including urinalysis and renal imaging, into evaluation and management of renal disease.
- Describe the clinical consequences of reductions in glomerular filtration rate and the manifestations and management of end-stage renal disease.
- Apply knowledge of the pathophysiology of diseases of the ureters, bladder and urethra to the management of obstructive uropathy, renal tumors and cysts, and urologic complications of the genitourinary tract.

8. Course evaluation method:

Examination Policy:

Exam Composition: All examination questions will be multiple-choice. Clinical vignettes will be used for many questions, and images will be incorporated as appropriate. Approximately 1-2 questions per lecture hour, 1-2 questions per PBL case hour will be used.

Exams will be delivered electronically via student laptops.

During the exams, students are required to follow the examination protocol presented by the proctors. No specific questions regarding an exam item will be answered during any exam.

Examination Scoring: Scoring will be based solely on the answers recorded by the student on their laptop computer. Miskeying of answers will not be considered in grading a student's examination. Accuracy is the sole responsibility of the student.

Grades will be available via Blackboard in a timely fashion.

Viewing the Examination: All exams will be secure. Students can access a copy of the exam for review in the Office of Medical Education, Room BC-136

Grading Policy:

The course grade is made up of two components (exams & mini-cases, and PBL). An unsatisfactory grade for either of the two components will result in an unsatisfactory grade for the course

Component 1

Exam 1	45 points
Exam 2	45 points
Mini-cases	10 points

- Three problem sets of short cases for the students to solve independently and outside of class. These problem sets are then discussed in three scheduled small-group sessions.
- Consists of independently done work handed in at the beginning of the session.
- Evaluation is based upon turning in the mini-cases and satisfactory completion as defined by the standards set forth by students in their class oath.

Component 2

PBL facilitators will provide narrative evaluation which will contain notations as to whether the student's academic and professional performance is on the level of "honors" (H), "high satisfactory" (HS), "satisfactory" (S), "marginally satisfactory" (MS), and "unsatisfactory" U. This will be based on the student's performance the following areas:

- Use of student's own knowledge base
- Knowledge acquisition/active learning
- Critical thinking/reasoning/problem-solving
- Teamwork/group communication and assessment

When a student obtains a "MS" or "U" on any examination, a letter is sent to the student asking them to contact the course director for assistance. The letter is copied to the student's file.

9. Course grading scale:

The grading scale for the course is as follows:

(H) Honors	= or >93% and (H) in PBL
(HS) High Satisfactory	85% - 92.99% (H) or (S) in PBL
(S) Satisfactory	= or >75% and (S) or (H) in PBL
(MS) Marginal Satisfactory	= or >75% and (MS) in PBL 70%-74.99% and (H), (S) or (MS) in PBL
(U) Unsatisfactory	= or >70% and (U) in PBL <70% and (H), (S), (MS), or (U) in PBL

10. Policy on makeup tests, etc.

Exam Administration: All examinations will be administered in the Biomedical Sciences building on the dates and times documented in the examination schedule. A student must sit for all examinations as scheduled. A student must obtain permission for an excused absence from the course director and notify the Senior Associate Dean for Student Affairs prior to the time for sitting for a scheduled examination. In the event of a personal emergency, the course director and the Senior Associate Dean for Student Affairs must be notified of the absence as soon as possible. Missed examinations will be rescheduled at the discretion of the course director, at a time that does not interfere with other course work. Unexcused absences will result in a grade of zero (0) for the missed examination.

All absences from examinations should be documented by a PIR from the course director and will be communicated to the Office of Student Affairs. A record of excused and unexcused absences from examinations will be maintained by the Office of Student Affairs. A pattern of recurrent absences from examinations, whether excused or unexcused, will be reviewed by the MSPPSC and may result in a recommendation up to and including dismissal from the FAU medical Education Program. (See Student Rights and Responsibilities Handbook)

11. Special course requirements:

Attendance Policy:

The FAU faculty and administration agree that student attendance and participation in all scheduled learning sessions are important to students' academic and professional progress and ultimate success as physicians.

Attendance at the Monday/Wednesday/Friday small-group sessions and wrap-up is mandatory.

For an absence to be excused, a request must be made to the Course Director. Only a Course Director can excuse an absence. No missed work associated with a specific session can be made up without loss of credit for satisfactory completion unless an excused absence has been granted.

An excused absence from a small-group PBL session will be made up by the assignment of an additional learning issue to the student. An unexcused absence will result in the assignment of an additional learning objective for each absence, and a two point deduction from the PBL small group performance component of the final grade.

Repeated unexcused absences from required curricular activities may result in disciplinary action, up to and including dismissal from the FAU Medical Education Program.

12. Classroom etiquette policy:

Students should be considerate of each other by switching his/her cell phone to vibrate during all teaching activities.

If a telephone call is of an emergency nature and must be answered during class, the student should excuse him/herself from the lecture hall before conversing.

Laptop computer use should be limited to viewing and recording lecture notes rather than checking e-mail, playing or viewing other distracting websites. Students may be asked by faculty to turn off laptops during any session where group participation is required (such as PBL and wrap-up sessions).

13. Disability policy statement:

In compliance with the Americans with Disabilities Act (ADA), students who require special accommodation due to a disability to properly execute coursework must register with the Office for Students with Disabilities (OSD) –in Boca Raton, SU 133 (561-297-3880)—and follow all OSD procedures.

14. Honor code policy:

Students at Florida Atlantic University are expected to maintain the highest ethical standards. Academic dishonesty is considered a serious breach of these ethical standards because it interferes with the University mission to provide a high quality education in which no student enjoys an unfair advantage over any other. Academic dishonesty is also destructive of the University community, which is grounded in a system of mutual trust and places high value on personal integrity and individual responsibility.

The FAU Honor Code requires a faculty member, student, or staff member to notify an instructor when there is reason to believe an academic irregularity is occurring in a course. The instructor must pursue any reasonable allegation, taking action where appropriate. The following constitute academic irregularities:

1. The use of notes, books or assistance from or to other students while taking an examination or working on other assignments, unless specifically authorized by the instructor, are defined as acts of cheating.
2. The presentation of words or ideas from any other source as one's own is an act defined as plagiarism.
3. Other activities that interfere with the educational mission of the University.

For full details of the FAU Honor Code, see University Regulation 4.001 at www.fau.edu/regulations/chapter4/4.001_Honor_Code.pdf.

In addition to the FAU Honor Code, the FAU College of Medicine has adopted specific academic, professional and behavioral standards governing medical student conduct which the FAU COM faculty and administration believe are essential components of medical education and the development of medical students. The FAU COM academic, professional and behavioral standards are included in the COM Student Handbook

15. Required texts/reading

The following are textbooks that students are expected to purchase for use in the Neuroscience and Behavior course. All the textbooks listed below are available at the FAU Bookstore.

Title	Author(s)	Publisher
Primer On Kidney Diseases	Greenburg, Cheung	Elsevier-Saunders

16. Supplementary resources:

Web Resources:

(These resources and others may be accessed via the “*Handouts and links*” of the student e-Dossier on Blackboard)

Medline Dictionary, an online dictionary provided by the US National Library of Medicine and the National Institutes of Health is a potentially useful resource during the PBL small group sessions.

Aperio Microscope Images: These virtual microscope images, which can be accessed through the Blackboard site, via the “Handouts and Links” tab, can be found at: <http://med.fau.edu/aperio>.

The Internet Pathology Laboratory for Medical Education, which can also be accessed through the Blackboard site via the “Handouts and Links” tab, is a comprehensive learning tool, encompassing the latest edition of the software. Individual PBL-based exercises will utilize this resource. In addition, the application contains useful anatomy, radiology, histology, and microbiology images and tutorials, in addition to thousands of general and systemic pathology images. WebPath contains a section of case-based laboratory exercises and examination questions (with fully-explained answers) that are very helpful resources for learning and review.

17. Web-based postings:

Students are encouraged to carry their laptop with them as much as possible in order to access resources, patient log and other resources.

Session handouts	<i>Yes</i>	Session Objectives	<i>Yes</i>	Quizzes	<i>No</i>
Required Activities	<i>Yes</i>	Grades	<i>Yes</i>	Exams	<i>Delivered via laptop</i>

18. Course topical outline:

Content outline:

Please refer to Blackboard for up-to-date information and session-related objectives and handouts.

Session Topic
Hemodynamics
Renal clearance
Assessing the patient with abnormal renal function
Tubular transport and body fluid compartments
Transport of NaCl, Proximal Tubule
NaCl and water Reabsorption, Distal Nephron
Function of Vasa Recta, Urea Transport
Acid-Base Balance: Renal Contributions
Thiazide and Loop Acting Diuretics
Regulation of K Balance and Sparing Diuretics
Chronic Kidney Disease Complications

Nephrologic Emergencies
Whole Body Acid-Base Balance
Divalent Ions Balance
Pharmacology and Renal Disease
Approach to Acid Base Problems
Renal Mini Cases
Workshop on Acid Base
Hematuria and Proteinuria
Light Chain
Hepatorenal Syndrome
Sodium and Water
Hyponatremia, Hypernatremia
Glomerulonephritis
Urinary Tract Infection and Pyelonephritis
Secondary Glomerulonephritis
Benign Prostatic Hyperplasia
Voiding Dysfunction: An Overview
Pathology of Tubular and Interstitial Renal Disease
Interstitial Nephritis
Kidney in Pregnancy
Secondary Causes of Hypertension
Renal Stones
Renal Disease/Pediatric Tumor Pathology
Congenital and Hereditary Renal Diseases
Pathology of Adult Tumors of GU Tract
Prostate Cancer
Acid-base and Sodium-water case presentations
Pregnancy and Hepatorenal syndrome workshop

19. Study habits:

A major contribution to your learning is active engagement, which includes participation in the learning of other students and interaction with the instructors. Students are expected to be proactive and to access the Blackboard system to review items associated to individual sessions.

Learning in the field of medicine is a life-long endeavor that is not only necessary, but can and should be fun. One of the most important factors for learning is curiosity and sometimes, the best way to keep this curiosity stimulated is through our interaction with colleagues and peers. When learning in small groups, we have a chance to try to explain topics to each other, brainstorm solutions together, give each other constructive feedback, and support and validate each other. We encourage balancing studying alone with learning in small groups. It is important to develop a study routine to avoid “putting things off” and “cramming” and to minimize the stress we may add to our lives in that way.

20. Independent study time:

Independent Study Time allocated within the day time schedule is provided for students, on average about 9 hours per week.

Students are expected to use this time to further their learning. The time should be used for independent study or with peers. It is an opportunity to seek out faculty to interact with them outside the formal teaching setting. Since the PBL small-group format requires that students research learning objectives, the time may be used to prepare for the subsequent sessions. Finally, the time may be used to work on assignments, problem-solving cases, off-campus visits or other tasks that are required by the courses.

Occasionally, some Independent Study Time sessions may be used for curriculum-related activities (e.g. standardized examinations): notice will be given as early as possible for these occasions.

21. Course and faculty evaluation:

FAU highly values the process of formal program evaluation and feedback. FAU students are required to complete all course evaluations and program evaluation surveys which are the Students Perception of Teaching (SPOT).

Grades and transcripts may be held for failure to submit required surveys. Evaluations should be constructive, to help improve individual faculty's teaching, and the content and format of the courses.

Moreover, the timely completion of evaluations at the level of undergraduate medical education assists students in developing the administrative and organizational skills required throughout their academic and professional career. We appreciate your completing evaluations to help continue with improvement of the learning experiences and environment for all students.

22. Faculty (in alphabetical order)

Lecturers:

Ana Maria Azzarolo, Ph.D.
Associate Professor
Biomedical Science
(561) 297-0207
aazzarol@fau.edu

Morton Levitt, M.D.
Clinical Professor
Biomedical Science
(561) 297-0911
mlevitt3@fau.edu

George Luck, M.D.
Affiliate Clinical Assistant Professor
(561)955-7246
gluck@fau.edu

Sarah Milton, Ph.D.

Adjunct Professor
Biological Sciences
(561) 297-3327
smilton@fau.edu

Community Lecturers:

Jose F. Arrascue, M.D.
(561) 752-9636
Josepaco@bellsouth.net

Joshua J. Bailin, M.D.
(561) 965-7228
DrJ1023@aol.com

Alexandru R. Constantinescu, M.D.
(954) 894-9344
docs4kidneys@yahoo.com

Ira L. Lazar, M.D.
Assistant Professor
Biomedical Science
(561) 989-9070
nephron01@aol.com

Mitchell K. Rauch, M.D.
(561) 391-6470
remirauch@bellsouth.net

David A. Scott, M.D.
(561) 496-1160
dscott66@bellsouth.net

Marc E. Taub, M.D.
(561) 395-8088
met2345@bellsouth.net

Oswaldo F. Valenzuela, M.D.
(561) 965-7228
OFV@kidneysdoc.com

Facilitators:

Ellen Eisenberg, M.D.
561-994-6550
eseisen2@yahoo.com

Richard Greenwald, M.D.

Professor
(561) 297-4487
rgreenw2@fau.edu

Stuart Markowitz, M.D.
Professor
Biomedical Science Room 146
561-297-2191
stuartm@fau.edu

