

SSS Action Research

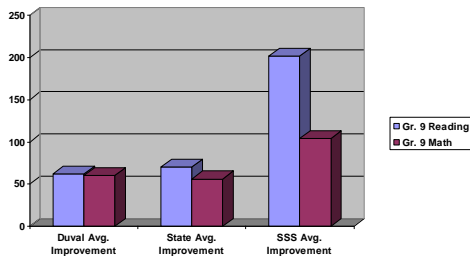


10 snapshots from individual schools found success rates similar to four published randomized comparison group studies involving over 1100 students.

Duval County FCAT Developmental Scale Scores

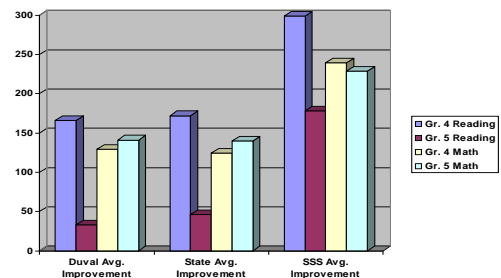
- 4th grade Read FCAT Scores
 - 21 students measured
 - 95% of students improved (19/20)
 - Average SSS improvement was 307 points
 - District average improvement was 141
- 4th grade Math FCAT Scores
 - 20 students measured
 - 90% improved (18/20)
 - Average SSS improvement was 286 points
 - District average improvement was 223

FCAT Developmental Scale Scores
Comparison of Students Participating in Student Success Skills
Program with District Average Improvement and
State Average Improvement from 2005 to 2006



Student Success Skills results for 10 ninth grade students who participated in at least 5 classroom guidance lessons and at least 5 small group sessions.

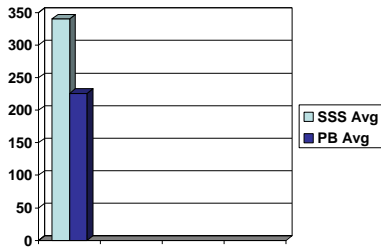
FCAT Developmental Scale Scores Comparison of Students
Participating in Student Success Skills Program with District Average
Improvement and State Average Improvement from 2005 to 2006



Student Success Skills results for 92 fourth grade students and 61 fifth grade students who participated in at least 5 classroom guidance lessons and at least 5 small group sessions in 11 schools.

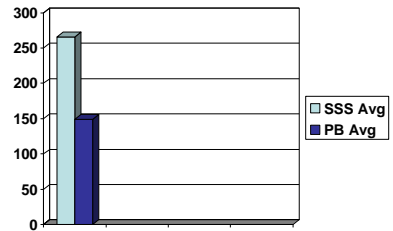
Palm Beach County
Reading FCAT DSS Scale Score Improvement

11/11 100% improved 4th grade students



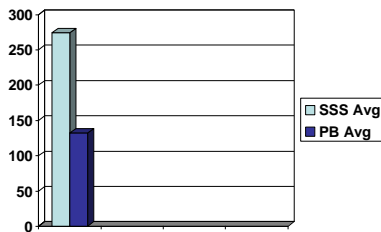
Palm Beach County
Math FCAT DSS Scale Score Improvement

11/12 92% improved 4th grade students



Palm Beach County
Math FCAT DSS Scale Score Improvement

12/12 100% improved 5th grade students



Palm Beach County
ESOL Results

21 Haitian, 2 African American, 6 active
ESOL, 7 monitored by ESOL, 10 exited
ESOL, 7 also ESE
Grades 4-5



16 of 23 (70%) improved their FCAT
Reading DSS by an average of 290
points - **39% also moved up a level**
District average was 220.

22 of 23 (96%) improved in FCAT Math
DSS an average of 282 points - **43% also
moved up a level.**
District average was 141.

Broward County
Exceptional Student Education
 Alternative School Site – 7 grade—



8 students chosen for SSS group
 based on poor FCAT performance

All eight students receiving the SSS
 group Intervention passed the
 FCAT and passed 8th grade

Broward County
Teacher Led Title One Classroom

19 students – (17 ethnic minorities)
 Grade 4



FCAT NRT scale score

14 of 19 students (73%)
 improved in Reading by an average
 of 23 points

14 of 19 students (73%)
 improved in math by an average of
 31 points

District and State average gains were
 5-7 points.

Broward County
Teacher Led 11th grade
Intensive Reading Class



- 40 11th grade students in
 intensive reading received SSS:
 80% improved an average of 39
 NRT points
- Comparison group: 100 11th
 grade students also in intensive
 reading but did not receive SSS:
 57% improved an average of 32
 NRT points.

SSS Research
Four Randomized Comparison Group
studies with over 1100 students

- Brigman, G., & Campbell, C. (2003). Helping students improve academic achievement and school success behavior. *Professional School Counseling*, 7, 91-98.
- Brigman, G., Webb, L., & Campbell, C. (2007). Building skills for school success: Improving academic and social competence. *Professional School Counseling*, 10, 279-288.
- Campbell, C., & Brigman, G. (2005). Closing the achievement gap: A structured approach to group counseling. *Journal for Specialists in Group Work*, 30, 67-82.
- Webb, L. & Brigman, G., & Campbell, C. (2005). Linking school counselors and student success: A replication of the Student Success Skills approach targeting the academic and social competence of students. *Professional School Counseling*, 8, 407-413.