Viewing Your Honorlock Results

1. Login to your Learning Management System as an instructor and navigate to the Honorlock LTI found within your course. If you require additional assistance with locating our LTI, please reach out to your institution's Key Administrator.

2. Locate the exam you would like to review. Proceed to click on the **Results** button associated with the assessment.

3. All students who have completed the exam will be listed and ready to review. You may sort the list of students by **User**, **Student ID**, **Exam Started**, **Exam Ended**, or **Incident Level**.

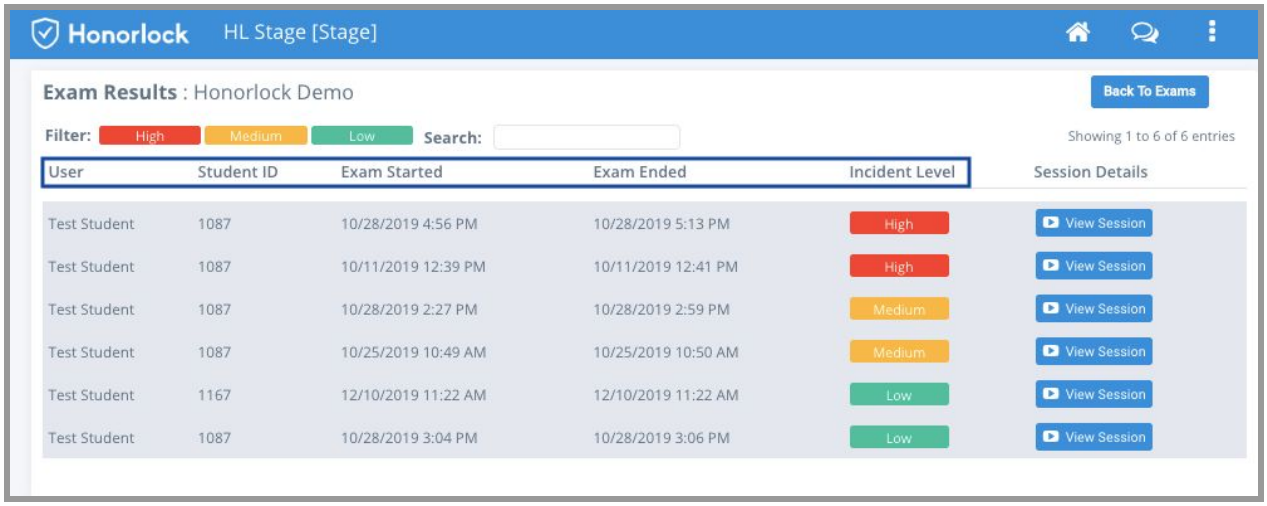

4. You may search for a specific student by utilizing the search field located at the top. You may also filter the student list by the following incident levels: **High**, **Medium**, and **Low**.

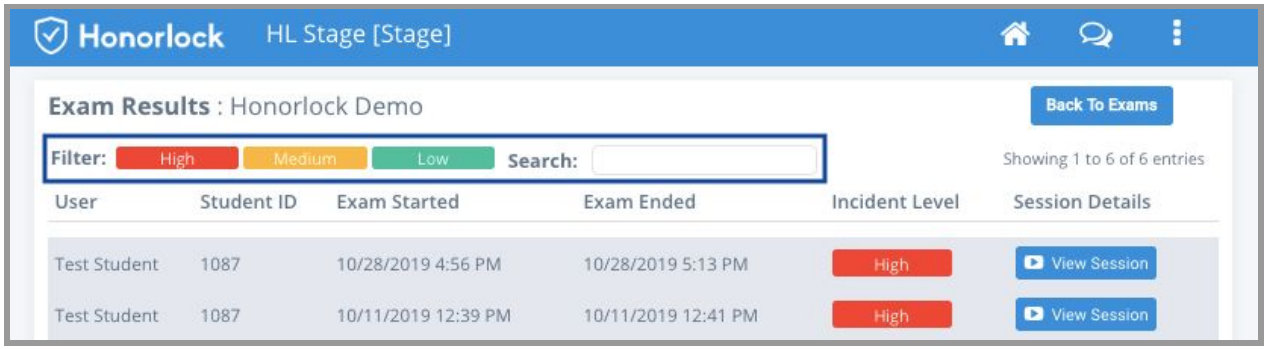

5. Once you have identified the student you would like to review, proceed to click on the **View Session** button.

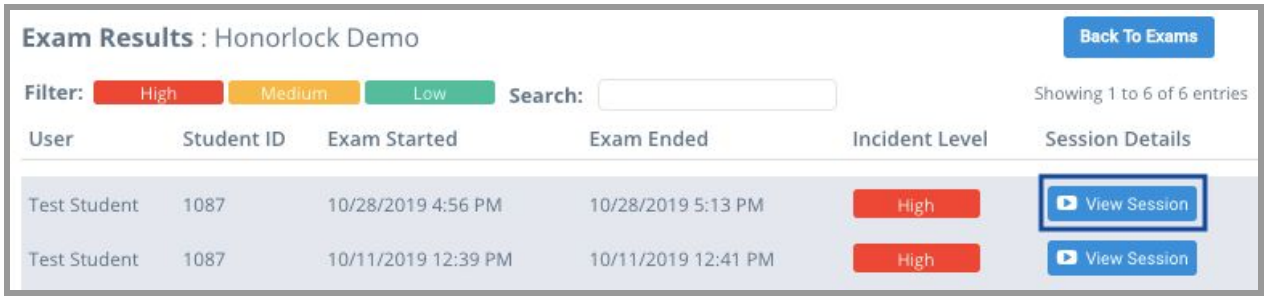

6. The exam taker's webcam footage will be displayed at the top left of the session viewer, while the screen share recording will be positioned at the top right.

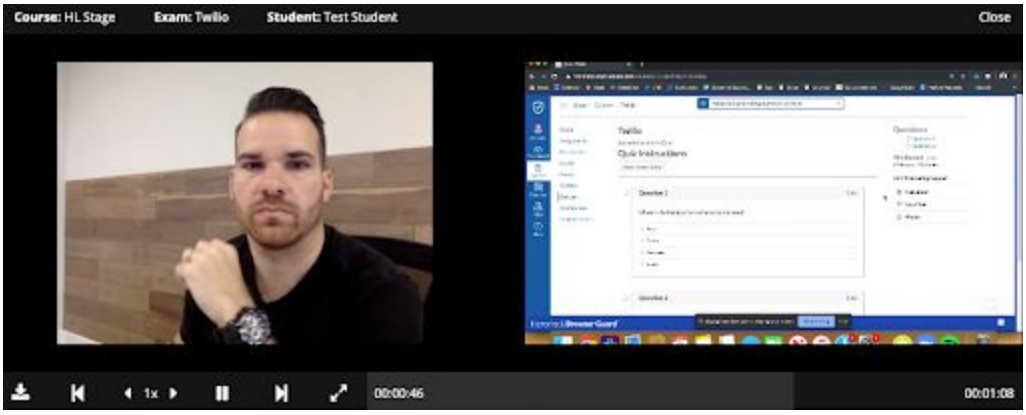

7. You can review and analyze your student's exam session by utilizing the available playback options outlined below:

Feature	Description
	Download session content(s)
	Navigate to previous time stamp
1x	Adjust playback speed of video recording
	Play/Pause
	Navigate to next time stamp
	View full screen

8. You also have the ability to control either of the recordings independently if needed. You can accomplish this by right clicking either the webcam recording, or the screen share recording, and clicking on **Show Controls**.

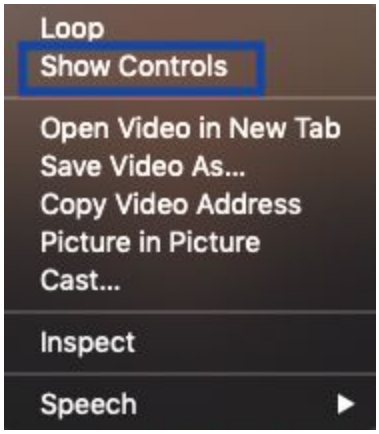

9. Once completed, you will have the ability to scan either the webcam recording, or the screen share recording, as well as view either video independently in full screen.

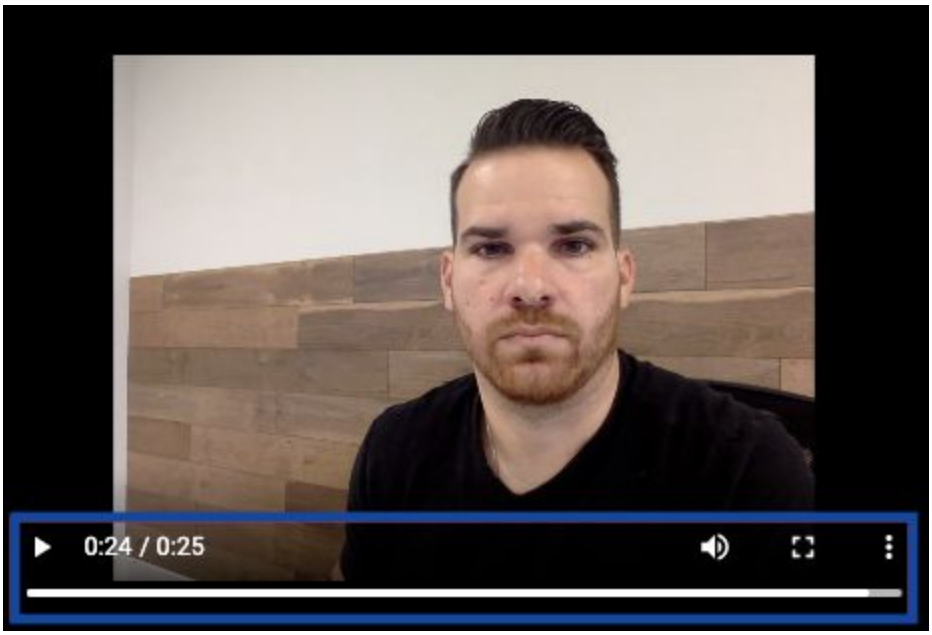

10. Below the recordings, you will be able to navigate through the list of violations in order to view specific points of interest notated throughout the exam taker's session.

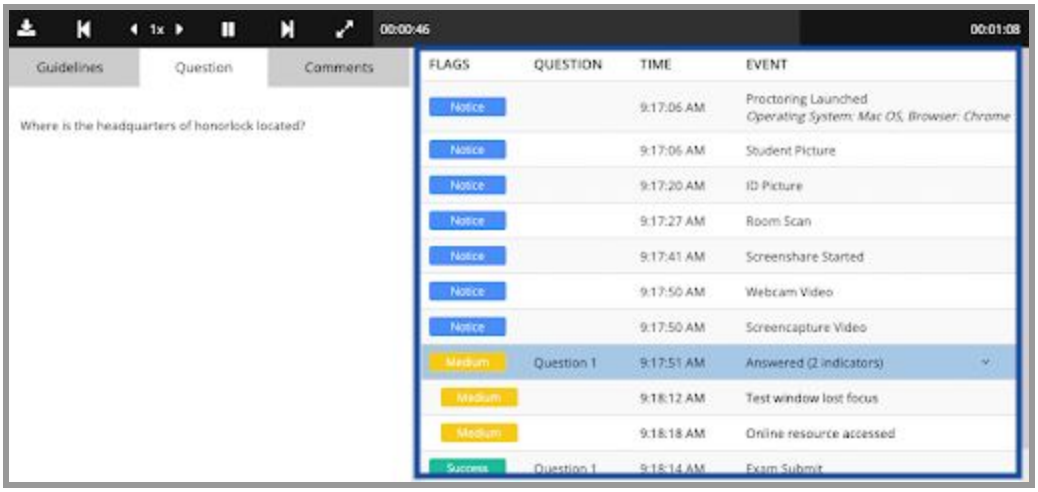

11. To navigate to a specific violation within the recording, click on the violation within the session's log list.

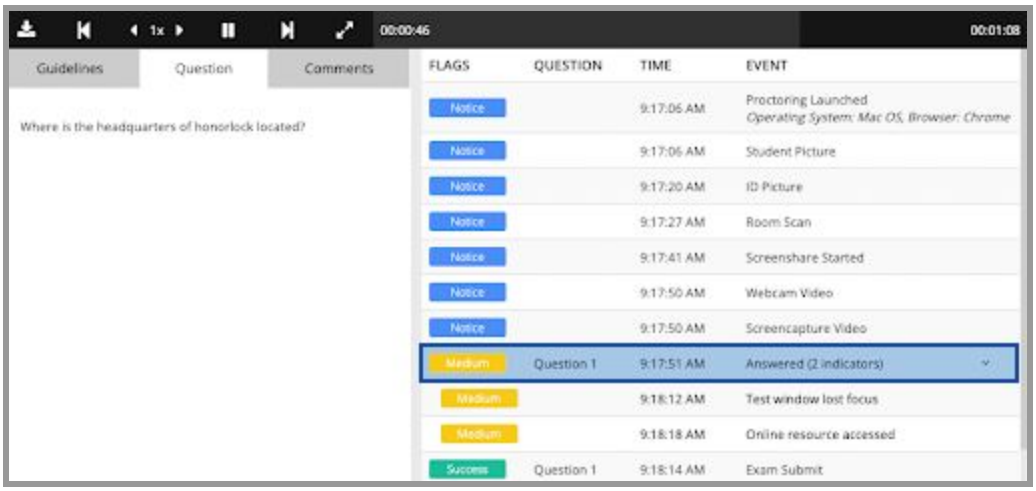
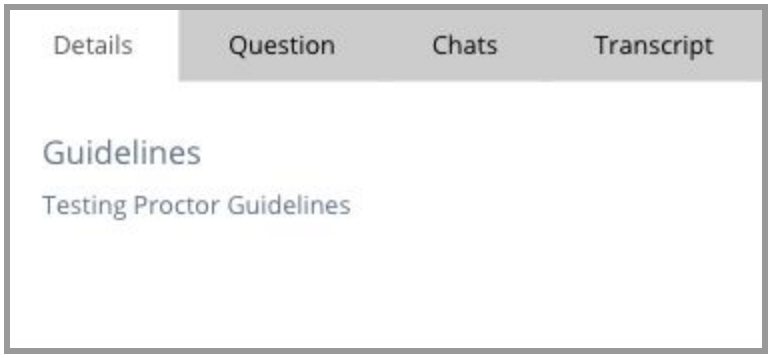
12. Below the recordings, you will also have the ability to review your exam specific guidelines, as well as reference the specific question associated with a notated violation. In this area, you may also reference chat logs conducted during the session, analyze occurrences of Multi-Device Detection, and review audio transcripts. Please note that the **Viewer**, **Chat**, and **Transcript** tabs are all dynamic and will only be visible if detected and/or recorded during the exam taker's session.