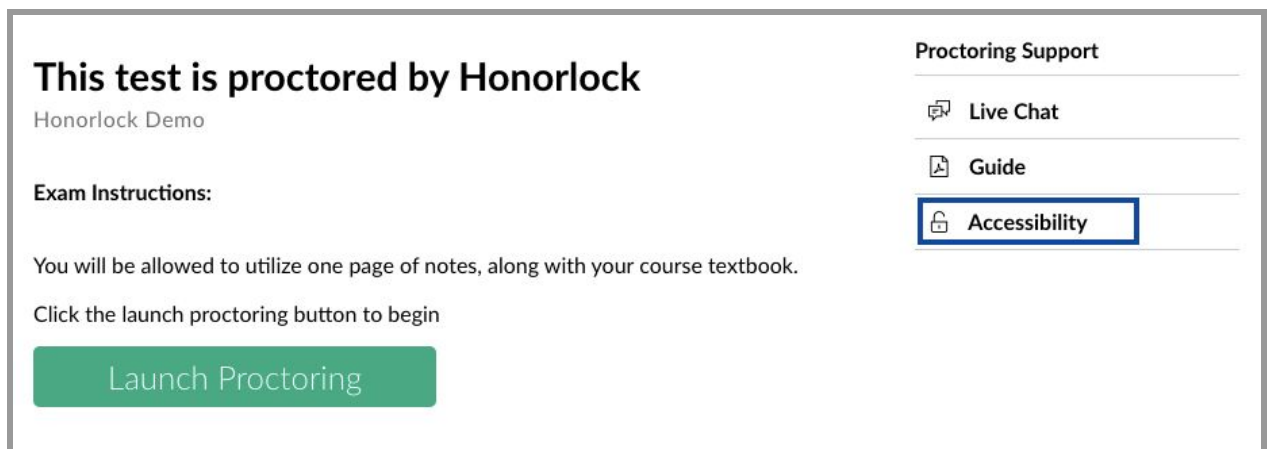



In order to accomodate the requests of faculty, and promote our mission to serve all students, Honorlock has built in an accessibility code to bypass Honorlock proctoring when necessary.


1. From within the Google Chrome Browser, the Honorlock Chrome extension must first be added (www.honorlock.com/install). This is an important step as this will provide the tools necessary to disengage proctoring.
2. With the extension installed, navigate to the Exam page within the LMS, and locate the **Accessibility** link under the **Proctoring Support** menu.




3. Enter the provided **Accessibility Code** in the input that appears. Please note, this pin should never be shared with students and should be entered by the instructor or faculty member overseeing the exam.

Proctoring Support

 **Live Chat**

 **Guide**

 **Accessibility**

Accessibility Code:

4. Honorlock will now be turned off for the exam attempt. If you have additional questions or concerns, support is available 24/7 via live chat or phone support [844-243-2500](tel:844-243-2500).