



Item: AS: I-1

COMMITTEE ON ACADEMIC AND STUDENT AFFAIRS
WEDNESDAY, DECEMBER 15, 2010

SUBJECT: NATIONAL SURVEY OF STUDENT ENGAGEMENT

PROPOSED COMMITTEE ACTION

This is an information item. No action required.

BACKGROUND INFORMATION

The National Survey of Student Engagement (NSSE) was conceived in early 1998 and supported by a grant from The Pew Charitable Trusts. Through its student survey, The College Student Report, NSSE annually collects information at hundreds of four-year colleges and universities about student participation in programs and activities that institutions provide for their learning and development.

Florida Atlantic University has participated in NSSE in 2001, 2007 and 2010. For the most recent survey, 2483 randomly selected Freshman and Senior students provided responses to a web-based survey covering five areas of engagement: Level of Academic Challenge (LAC); Active and Collaborative Learning (ACL); Student-Faculty Interaction (SFI); Enriching Educational Experiences (EEE); and Supportive Campus Environment (SCE).

The most recent survey results are presented for FAU as benchmark comparisons to other Carnegie Class (High Research) institutions that participated in NSSE in 2010 and in comparison to ourselves over time. The NSSE results and comparative data help us understand how our students perceive their levels of engagement along several dimensions. It is a diagnostic tool that we will use to identify and develop successful undergraduate engagement strategies for the future.

IMPLEMENTATION PLAN/DATE

N/A

FISCAL IMPLICATIONS

N/A

Supporting Documentation:

Presented by: Diane Alperin, Interim Provost

NSSE Results

Phone: 561-297-2959

Report of National Survey of Student Engagement (NSSE) 2010 Results


Dr. Diane Alperin

Interim Provost and Chief Academic Officer



What is NSSE?

NSSE collects information at hundreds of four-year colleges and universities about student participation in programs and activities that institutions provide for their learning and personal development. The results provide an estimate of how undergraduates spend their time and what they gain from attending college.



Outline of NSSE 2010 Findings

- Response rates
- Benchmark results
- FAU's NSSE progress and 2010 scores compared to other institutions
- Future implications

RESPONSE RATES

Florida Atlantic University's
NSSE Response Rates
versus all NSSE 2010 Rates



FAU Response Rates vs. all NSSE 2010

- 834 first-year students and 1,649 seniors responded out of 7,020 contacted.

		FAU		NSSE 2010	
Response Rate		FY	SR	FY	SR
Overall		35%		32%	
By class		33%	36%	30%	33%
Transfer students		4%	78%	9%	43%
Full-time		94%	53%	95%	84%
Part-time		6%	47%	5%	16%

BENCHMARK RESULTS

Florida Atlantic University scores
in the five benchmark categories



Benchmark Categories

NSSE grouped survey questions into the following categories:

- Level of Academic Challenge (LAC)
- Active and Collaborative Learning (ACL)
- Student-Faculty Interaction (SFI)
- Enriching Educational Experiences (EEE)
- Supportive Campus Environment (SCE)

Level of Academic Challenge (LAC)

- **79%** of FY students and **82%** of seniors feel that FAU places **substantial emphasis on academics**.
- **61%** of FY students and **65%** of seniors frequently **work harder than they thought they could**.
- **33%** of FY students and **38%** of seniors spend **more than 15 hours per week** preparing for class. 20% spend 5 hours or less.
- FY students report emphasis on the following: **75%** on memorizing; **82%** on theory analysis; **76%** on organizing ideas; **77%** on judging value of information; and **76%** on theory/concept application.
- **19%** of FY students and **13%** of seniors **write more than 10 papers between 5 and 19 pages** and 17% of FY have written 20+ page papers
- **35%** of FY students and **33%** of seniors **read more than 10 assigned books** and packs of course readings. 23% of FY read fewer than 5.
- **50%** of FY students and **55%** of seniors report exams **challenge them to do their best work**.



Active and Collaborative Learning (ACL)

- **60%** of FY students and **64%** of seniors frequently **discuss readings/coursework outside of class.**
- **46%** of FY students and **48%** of seniors frequently **work with other students on projects in class**, 39% of FY and 53% of seniors work with peers on assignments outside of class.
- **21%** of FY students and **56%** of seniors frequently **make in-class presentations.**
- By senior year, **16%** of seniors frequently **participated in course-related service learning** or community-based projects during a given year. 58% never took part in service learning.
- By senior year, **38%** of students have **participated in some form of practicum, internship, co-op or field assignment.**
- **17%** of FY students and **22%** of seniors frequently **assist their fellow students by tutoring** or teaching.



Student-Faculty Interaction (SFI)

- **37%** of FY students and **50%** of seniors say their **professors are available, helpful and sympathetic**.
- By senior year, **11%** of students have done **research with faculty members**.
- **63%** of FY students and **59%** of seniors indicate that they frequently **get prompt feedback from faculty** members.
- **73%** of FY students and **74%** of seniors at least occasionally **discuss career plans with faculty**. 26% of seniors have never talked with faculty members about career plans.
- **40%** of FY students and **37%** of seniors at least occasionally **spend time with faculty members on activities other than coursework** (committees, student life events, etc.).



Enriching Education Experiences (EEE)

- **23%** of FY students **participate in a learning community**.
- By senior year, **13%** of students have **taken an independent study** class or a self-designed major.
- **64%** of FY students and **59%** of seniors say they frequently **have serious conversations with students who are different** from themselves in terms of religious, political or personal values.
- **67%** of FY students and **64%** of seniors frequently **have serious conversations with those of different races or ethnicities**.
- By senior year, **8%** of students have **studied abroad**.
- **24%** of FY students and **30%** of seniors frequently **engage in spiritual activities** such as worship, meditation or prayer.
- By senior year, **50%** of students have **participated in community service** or volunteer work.



Supportive Campus Environment (SCE)

- **52%** of FY students and **54%** of seniors report that **fellow students are friendly**, supportive, and welcoming.
- **85%** of FY students and **80%** of seniors report a **favorable image of FAU**.
- **79%** of FY students and **77%** of seniors **would choose FAU again** if they could start their college career over.
- **11%** of FY students and **5%** of seniors spend **more than 15 hours a week participating in co-curricular activities**.
50% of FY spend no time participating in co-curricular activities.
- **31%** of FY students and **32%** of seniors **find administrative personnel and offices helpful**, considerate, and flexible.
- **74%** of FY students and **63%** of seniors **feel that FAU has a substantial commitment to their academic success**; 52% of FY feel well-supported by FAU regarding their social needs.




FAU'S NSSE PROGRESS & 2010 COMPARISONS

Florida Atlantic University scores
over time and 2010 results compared
to other institutions



2010 NSSE Score Comparisons

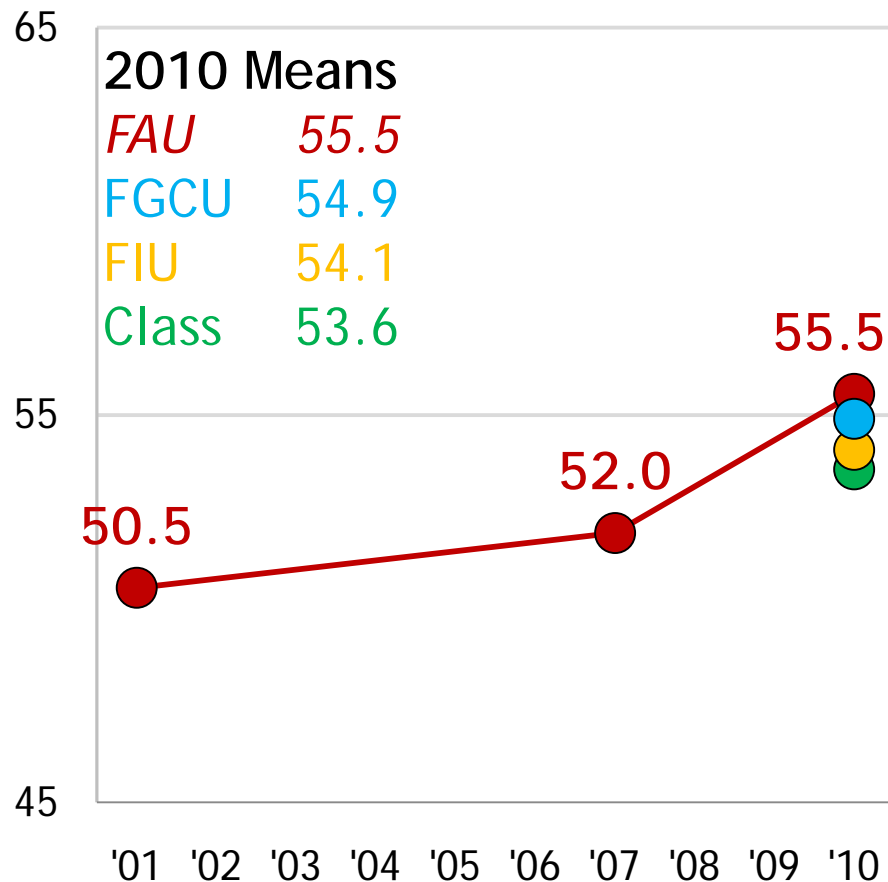


High Research Carnegie Class

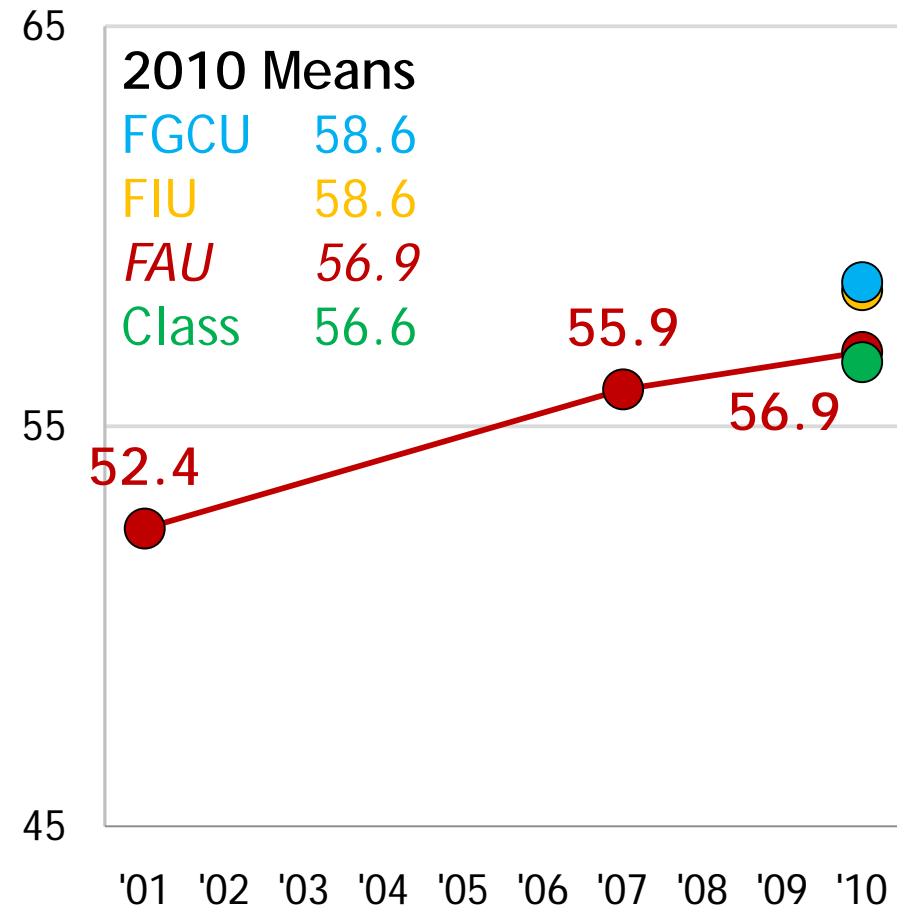
Level of Academic Challenge

How challenging is FAU's intellectual and creative work?

FIRST-YEAR LAC



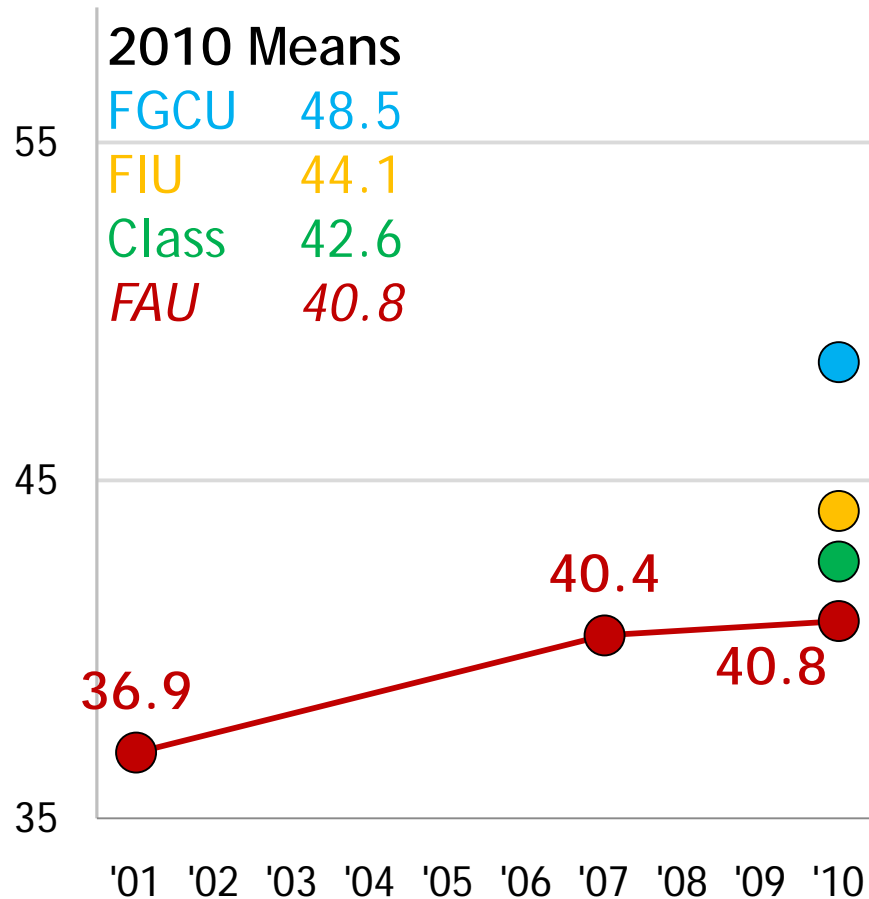
SENIOR LAC



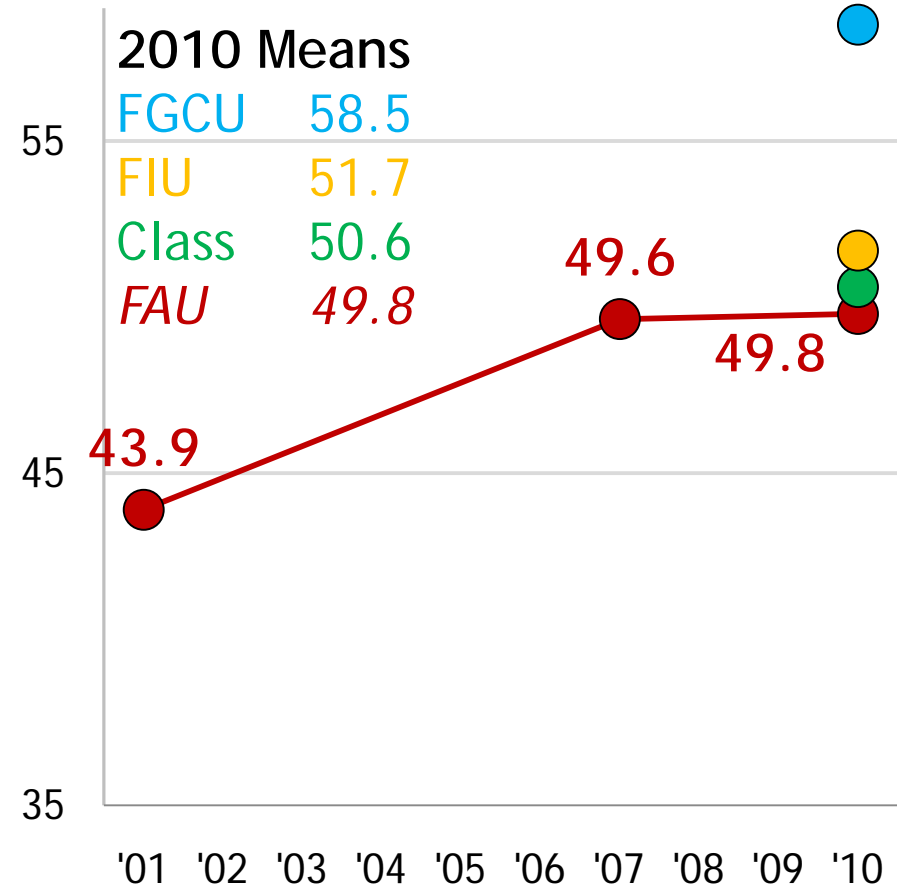
Active and Collaborative Learning

Are FAU's students actively involved in their learning?

FIRST-YEAR ACL



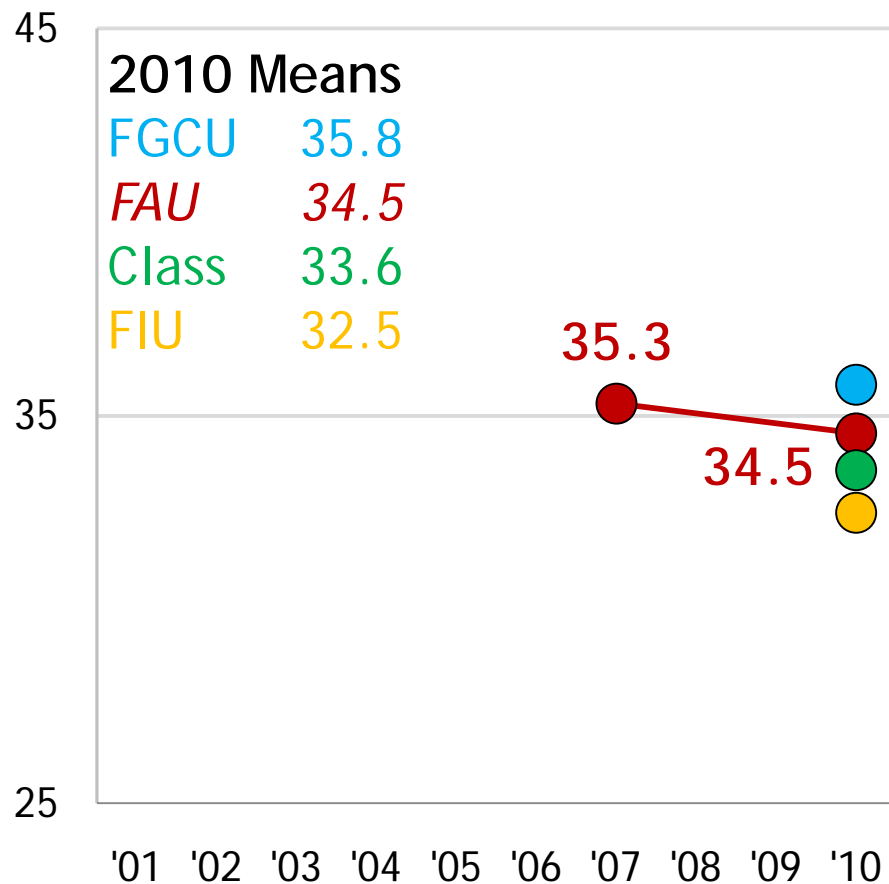
SENIOR ACL



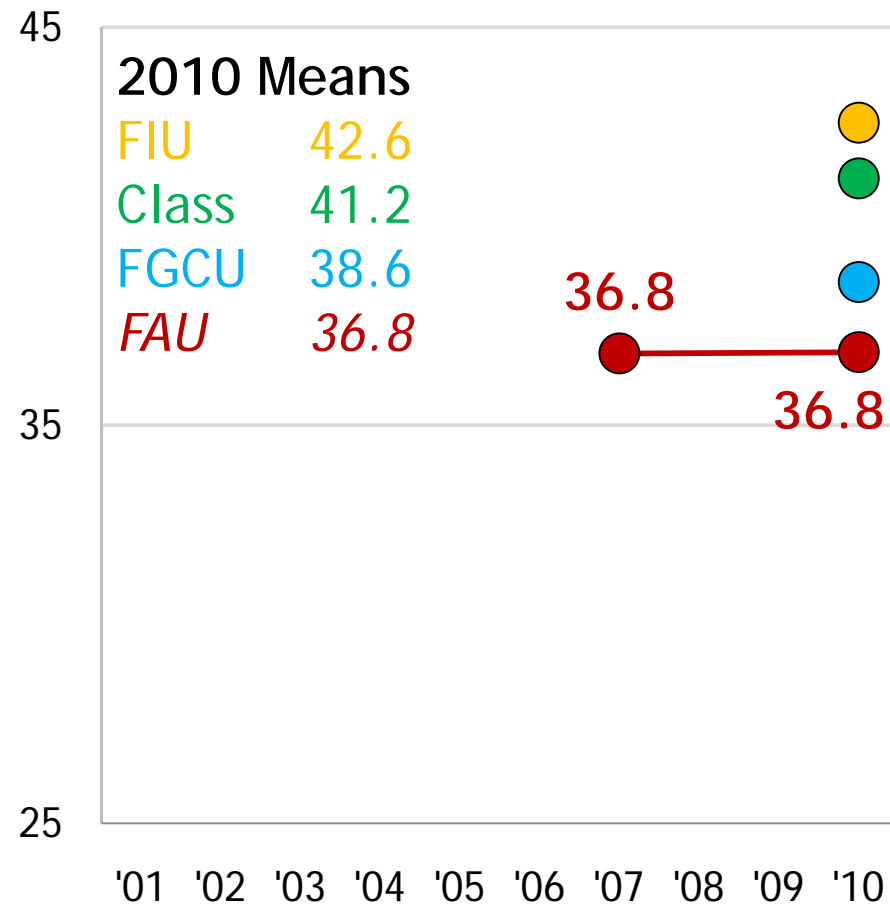
Student-Faculty Interaction

Do FAU students work with faculty members inside and outside of the classroom?

FIRST-YEAR SFI



SENIOR SFI



Enriching Educational Experiences

Do FAU students take advantage of complementary learning opportunities?

FIRST-YEAR EEE

2010 Means

FIU	29.9
FAU	28.9
Class	28.5
FGCU	27.8



SENIOR EEE

2010 Means

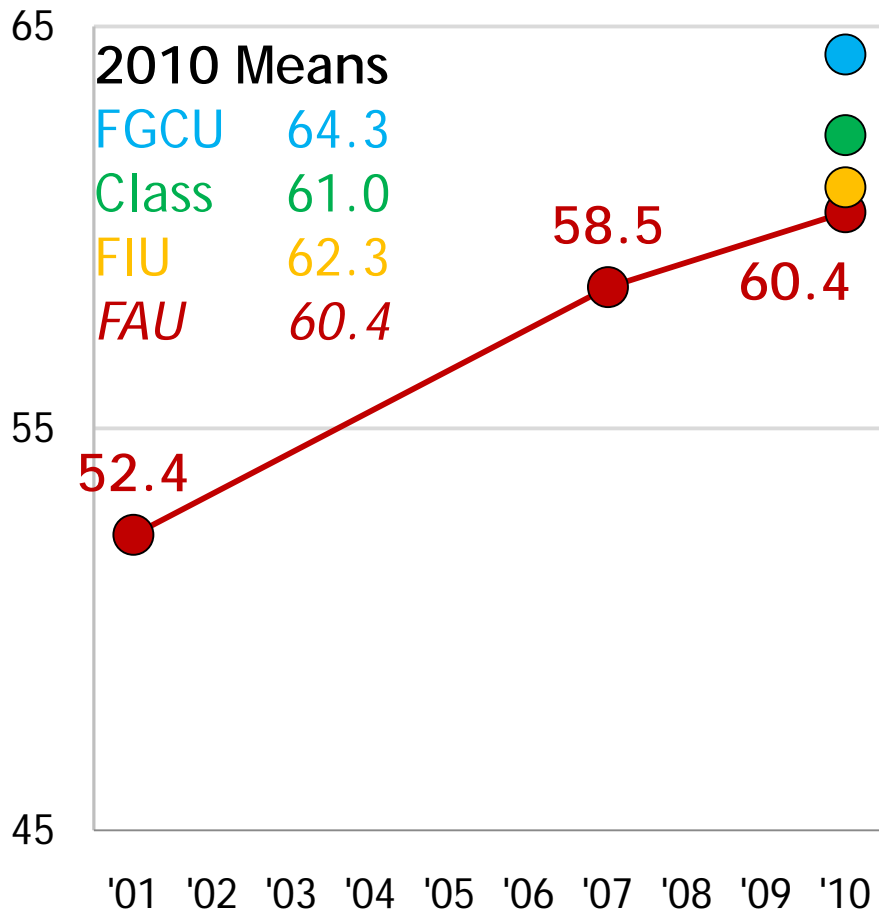
FGCU	42.4
Class	39.8
FIU	35.9
FAU	35.3



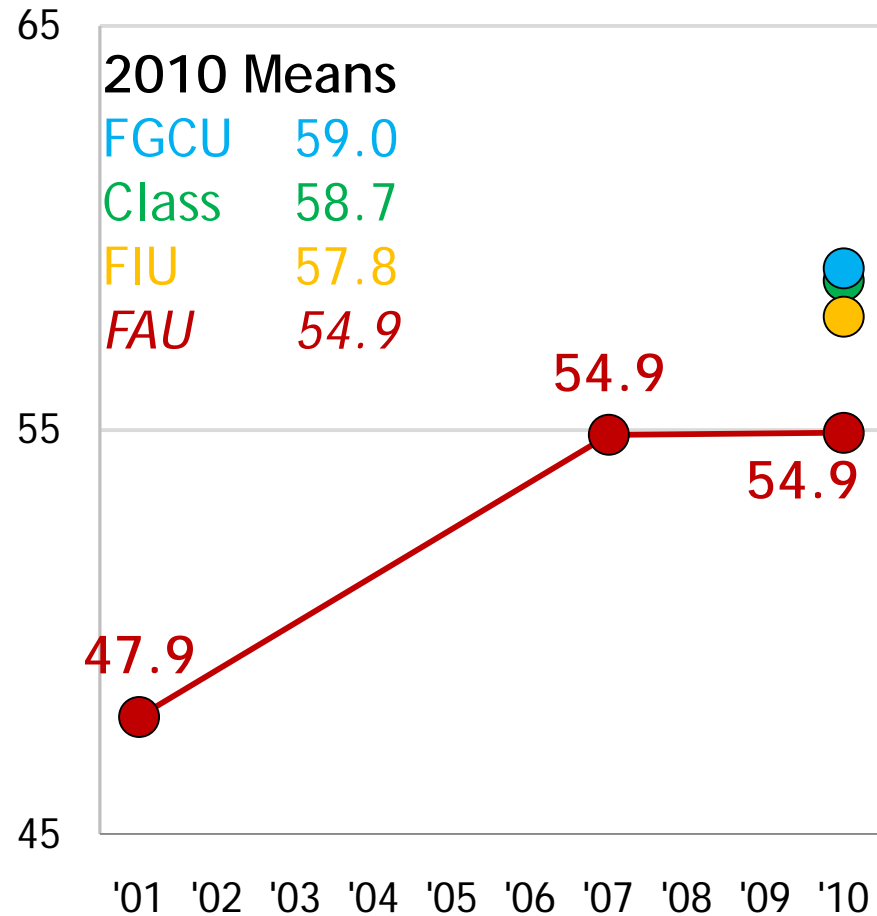
Supportive Campus Environment

Do FAU students feel the institution is committed to their success?

FIRST-YEAR SCE



SENIOR SCE



FUTURE IMPLICATIONS

How Florida Atlantic University
can continue to improve these results



Future Implications

- These scores will be used to create service **recommendations for the Divisions of Academic Affairs and Student Affairs**, which currently provide the following opportunities:
 - **Service learning opportunities** through the Weppner Center for Civic Engagement and Service and its partnerships with community agencies.
 - **10 Living-learning communities and 17 freshman learning communities** through the Center for Learning and Student Success (CLASS).
 - **Nearly \$80,000 in scholarship funding for undergraduate research grants** through the Office of the Dean of Undergraduate Studies.
 - **The undergraduate research symposium**, sponsored by the Office of the Dean of Undergraduate Studies, in which over 80 students participated.
 - **The Division of Student Affairs is planning a more comprehensive transfer student orientation program**, as well as other methods to encourage transfer students to become more engaged in residential and campus life.

Future Implications

- In order to improve the undergraduate experience, both Academic and Student Affairs can **further research best practices in engagement** that will be suitable for FAU.
- Additionally, NSSE scores can be **broken down by college and delivered to the deans for further improvement of student engagement rates at the college level.**
 - Colleges can identify areas that require more assessment.
 - This information can be used in college strategic plans.
 - Scores can also support specialized accreditation efforts.
- Further recommendations can be made to the **University Faculty Senate** to suggest changes in academic policies.

Questions?



Thank you!