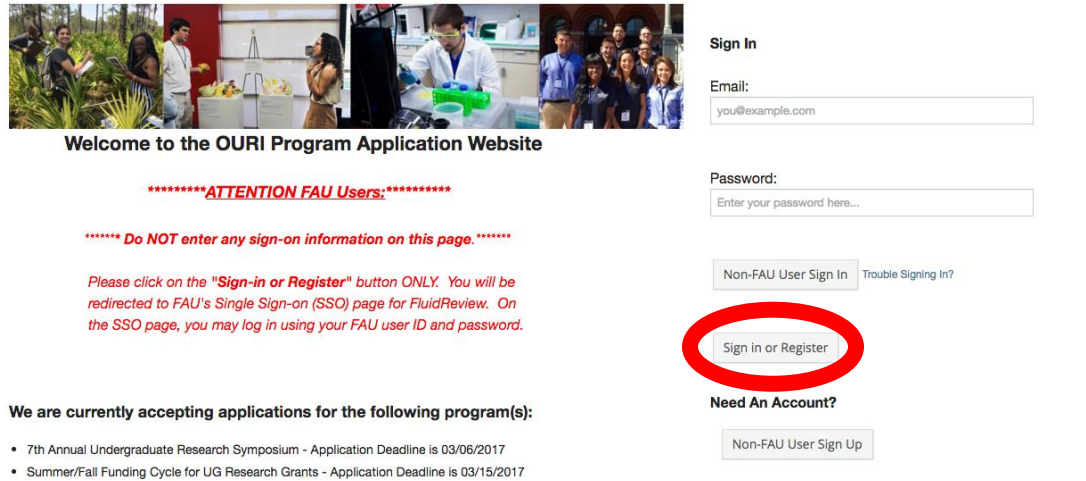


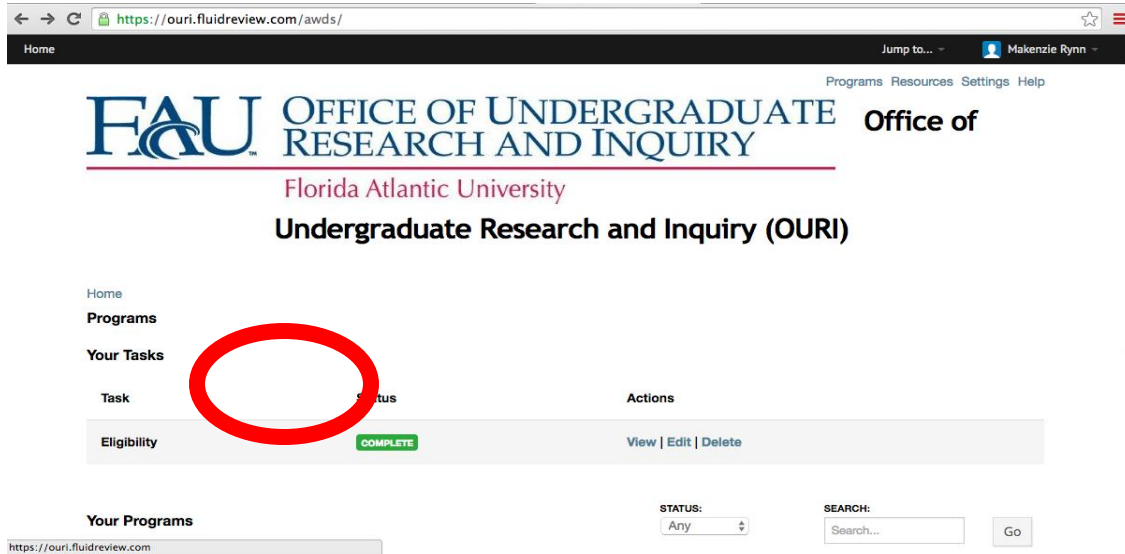
Fluid Review Instructions: FAURJ

1. Go to <https://ouri.fluidreview.com/>
2. Click Sign Up/Register on right hand side of the page



The screenshot shows the OURI Program Application Website. At the top left, there is a banner image of students in a lab. Below it, the text reads "Welcome to the OURI Program Application Website". A red warning message states: "*****ATTENTION FAU Users:*****" and "***** Do NOT enter any sign-on information on this page.*****". Below this, instructions say: "Please click on the 'Sign-in or Register' button ONLY. You will be redirected to FAU's Single Sign-on (SSO) page for FluidReview. On the SSO page, you may log in using your FAU user ID and password." On the right side, there is a "Sign In" section with an "Email:" field (containing "you@example.com") and a "Password:" field (containing "Enter your password here..."). Below these fields are two buttons: "Non-FAU User Sign In" and "Trouble Signing In?". A red circle highlights the "Sign in or Register" button. Below that is a "Need An Account?" section with a "Non-FAU User Sign Up" button. On the left side, under the heading "We are currently accepting applications for the following program(s):", there are two bullet points: "7th Annual Undergraduate Research Symposium - Application Deadline is 03/06/2017" and "Summer/Fall Funding Cycle for UG Research Grants - Application Deadline is 03/15/2017".

3. Under "Tasks", complete Eligibility by clicking "Complete".



The screenshot shows the OURI website interface. The browser address bar displays "https://ouri.fluidreview.com/awds/". The page header includes "FAU OFFICE OF UNDERGRADUATE RESEARCH AND INQUIRY" and "Office of Florida Atlantic University Undergraduate Research and Inquiry (OURI)". The navigation menu includes "Home", "Programs", "Resources", "Settings", and "Help". The user is logged in as "Makenzie Rynn". The "Your Tasks" section is visible, showing a table with columns for "Task", "Status", and "Actions". A red circle highlights the "COMPLETE" button in the "Actions" column for the "Eligibility" task. Below the table, there is a "Your Programs" section with a search bar and a "Go" button. The URL "https://ouri.fluidreview.com" is visible at the bottom left.

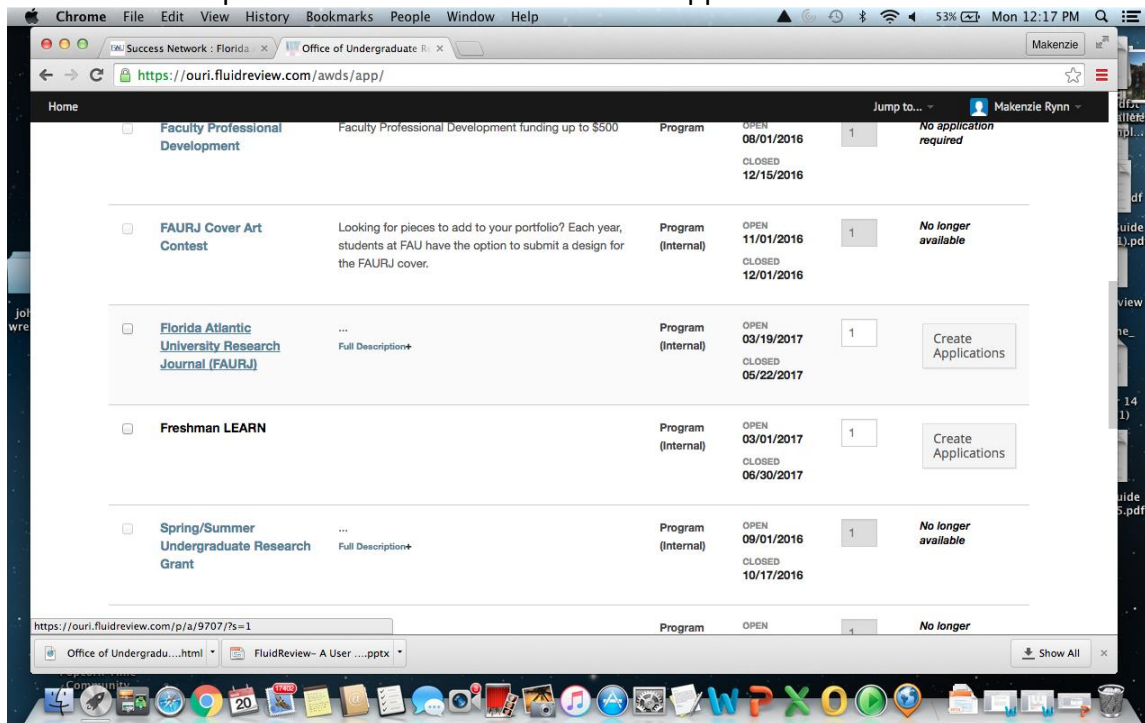
- Under “Your Programs” click “View Programs” and a list of programs will be listed. Click “FAURJ” and “Create Applications”.

Home

Programs

Your Tasks

- Click “Continue” and fill out form, upload Author bio, write abstract, and upload manuscript. Then click “Save and Return to Application”.



- Upload Faculty and Student Release forms: Click “choose file”, and then “submit”. Fluid Review will automatically open the uploaded document → click “back” in the top right corner to return to home page.

7. Once completed, click “Submit your application”, and then “continue”. You should receive a confirmation email if submitted correctly.

[Home](#) » [Florida Atlantic University ...](#) » [Luca Brunozzi](#) » [Submit your Application](#)

Submit your application

You are now submitting your application.

Please be advised that you may no longer be able to make further changes to this submission.

Your application has been submitted. ×

[Home](#) » [Florida Atlantic University ...](#) » [Luca Brunozzi](#) » [Submit your Application](#)

Submit your application

Your application has been submitted.

[← Back to account](#)