

How to Activate your FAUNet ID

Visit accounts.fau.edu and click on the "Activate your FAUNet ID" link.

HOME HELP DESK ACCOUNTS FAQ EMAIL FAQ

Welcome to FAU Account Self-Services

Select your options from the menu below.

Activate Your FAUNet ID Activate your FAU account	Forgot Your Password Reset your password	Manage Your Account Update your password, SMS number, security questions	Lookup Your FAUNet ID Find your FAU username
---	--	--	--

FAU An Equal Opportunity/Equal Access Institution

You will receive a warning that once you begin, you must complete the activation process. Click Proceed when you are ready.

Account Activation

On the following steps you will complete the activation of your account. Once you begin, you must complete the activation process.
[Instructions on Activating your FAUNet ID \(pdf\)](#)
If you do not complete the process, your account will be locked and you will need to contact the OIT Help Desk for further assistance at (561) 297-3999.

Unauthorized use of the FAUNet ID is not permitted.
By clicking Proceed you accept the terms of FAU's Acceptable User Policy

Enter your last name, FAUNetID, and Date of Birth. Click Continue. (If you do not know your FAUNetID, please return to the home page and click "Lookup your FAUNet ID") Check the box and complete the task for the CAPTCHA. Click Continue to Proceed.

Account Activation - Lookup

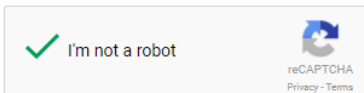
Please enter your name along with your Date of Birth below.

[Visit FAUNet ID Lookup Tool if you don't know your FAUNet ID](#)

Last Name

FAUNet ID

Date of Birth

Click the drop down arrow and select the home address you entered on your application.

Account Activation

For verification purposes, please select your home address from the list below.

Please choose your home address

You can enter your phone number for future password resets, or click Opt-Out. Click Update after you enter a phone number.

Provide SMS Phone Number

Provide SMS Phone Number

SMS Number:

[Update](#) [Opt-Out](#)

Enter a personal email address and enter to confirm it. Click Update. The recovery email cannot be your FAU email.

Recovery Email

Provide an email we can use to help you reset your password if you're ever locked out of your account.

Recovery Email:

Confirm Recovery Email:

[Update](#)

Check your personal email account for the verification email. The subject line is "FAU Account Activation Link"

Please check your email to complete your account activation.


Email Confirmation Link Sent

E-mail sent to [redacted]@gmail.com. Keep this window open in case you want to send another link to your email.

[Modify Email](#) [Resend Email Link](#) [Close](#)


Open the email and click on the Confirm Recovery Email button.

FAU Account Activation Link ● Inbox x

 donoreply@fau.edu
to me ▾

Hi,

You have almost completed your account activation. Please click the link below to confirm your recovery email and continue the process.

[Confirm Recovery Email](#) 

Florida Atlantic University, 777 Glades Road, Boca Raton FL 33431
Powered by HTMLemail.

Click Continue to complete activation.

Recovery Email Confirmed

Once you click **Continue**, you must complete the activation process. If you do not complete the process, your account will be locked and you will need to contact the OIT Help Desk for further assistance at (561) 297-3999.

Please click the **Continue** to finish account activation.

[Continue](#)

Click the drop down arrow and select the home address you entered on your application.

Account Activation

For verification purposes, please select your home address from the list below.

Please choose your home address ▾

[Continue](#)

Enter and confirm your new password.


- Password must be at least 8 character(s) long.
- Password must contain characters from at least three out of following four categories
 1. Uppercase alphabetic characters (A-Z)
 2. Lowercase alphabetic characters (a-z)
 3. Numerals (0-9)
 4. Non-alphanumeric characters (for example: !, \$, #, or %)

Enter New Password

Enter and confirm your new password.

- Password must be at least 8 character(s) long.
- Password must contain characters from at least three out of following four categories
 1. Uppercase alphabetic characters (A-Z)
 2. Lowercase alphabetic characters (a-z)
 3. Numerals (0-9)
 4. Non-alphanumeric characters (for example: !, \$, #, or %)

Password Strength:



New Password:

Confirm Password:

Continue


Please wait a moment while the password synchronizes through the systems.

Password Updated

Please wait while we synchronize your password. The following is a partial list of services we are synchronizing your password to:

- Canvas
- MyFAU
- FAU Wireless
- Single Sign On (SSO)

11% Synchronizing



Once it is complete, you will see “Your password has been saved.”

Password Updated

Please wait while we synchronize your password. The following is a partial list of services we are synchronizing your password to:

- Canvas
- MyFAU
- FAU Wireless
- Single Sign On (SSO)

100% Synchronization Complete.

Your password has been saved.