



Operating Budget Book

2008 – 09

July 1, 2008

Submitted to State of Florida

University Budget Office

FLORIDA ATLANTIC UNIVERSITY
2008 ~ 09 OPERATING BUDGET
TABLE OF CONTENTS

Table of Contents -----I

List of Illustrations & Charts

Education & General 2008-09 State University Comparison -----III
Education & General 2007-08 Actual Expenditures Comparison to 2008-09 Budget by Source -----V
Total University 2007-08 Actual Expenditures Comparison to 2008-09 Budget by Fund -----VI
Total University 2007-08 Actual Expenditures Comparison to Budget 2008-09 by Category -----VII
Total University 2007-08 Actual Expenditures by Category & Fund -----VIII
Total University 2008-09 Budget by Category & Fund -----IX
Total University 2003-04 – 2007-08 Actual Expenditures by Fund -----X

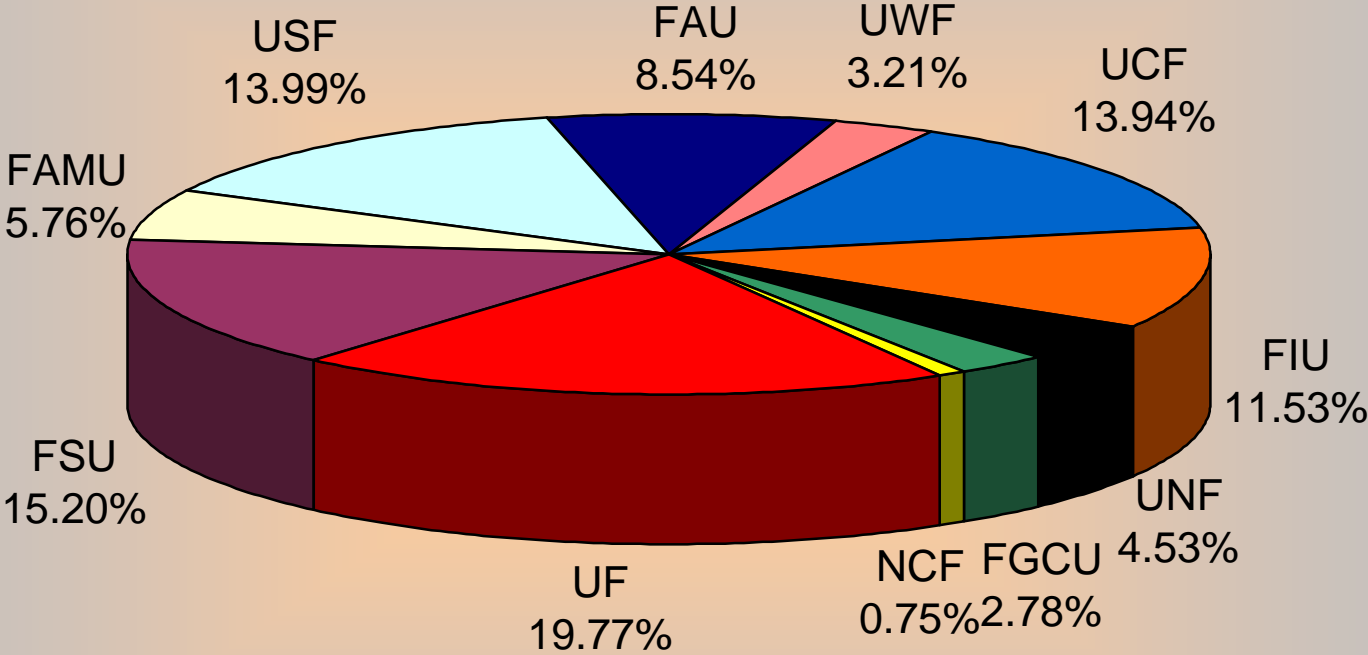
2007-08 Actual Expenditures & 2008-09 Budget by Category & by Fund

Education & General -----1-1
Contracts & Grants -----1-3
Auxiliary Enterprises -----1-5
Intercollegiate Athletics -----1-7
Concessions -----1-8
Financial Aid -----1-9
Student Activities -----1-10
Broward Campus –
 Education & General -----1-11
 Auxiliary Enterprises -----1-13
 Concessions -----1-14
 Student Activities -----1-15

FLORIDA ATLANTIC UNIVERSITY
2008 ~ 09 OPERATING BUDGET
TABLE OF CONTENTS
(continued)

Northern Campus -	
Education and General -----	1-16
Auxiliary Enterprises -----	1-17
Concessions -----	1-18
Student Activities -----	1-19
2007-08 Actual Expenditures & 2008-09 Budget & Fund Balance Summary	
Contracts & Grants -----	2-1
Auxiliary Enterprises -----	2-3
Intercollegiate Athletics -----	2-5
Concessions -----	2-7
Financial Aid -----	2-8
Student Activities -----	2-10
2007-08 & 2008-09 Budget by Responsibility Area & by Department -----	3-1
2008-09 Employee Salary Budget Details by Fund	
Education & General -----	4-1
Contracts & Grants -----	5-1
Auxiliary Enterprises -----	6-1
Intercollegiate Athletics -----	7-1
Financial Aid -----	8-1
Student Activities -----	9-1
Foundation -----	10-1
Henderson School -----	11-1

2008-09 STATE UNIVERSITY SYSTEM E & G BUDGET COMPARISON



Florida Atlantic University \$254,776,127
 State University System \$2,984,104,675
 2008-09 Operating Budget Control Totals

**FLORIDA ATLANTIC UNIVERSITY
STATE UNIVERSITY SYSTEM
2008-09 E&G BUDGET COMPARISON**

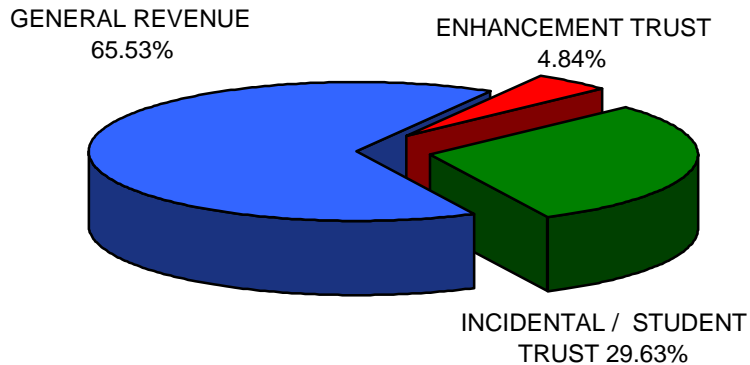
UNIVERSITY	BUDGETED 2007-08	2007-08 %	BUDGETED 2008-09	2008-09 %	INCR/DECR 2007-08
University of Florida	605,566,888	19.62%	589,992,081	19.77%	-2.57%
Florida State University	469,306,457	15.21%	453,496,077	15.20%	-3.37%
Florida Agricultural & Mechanical University	181,188,804	5.87%	172,071,035	5.76%	-5.03%
University of South Florida	430,613,283	13.95%	417,396,981	13.99%	-3.07%
Florida Atlantic University	265,835,984	8.61%	254,776,127	8.54%	-4.16%
University of West Florida	103,734,181	3.36%	95,948,880	3.21%	-7.51%
University of Central Florida	427,480,083	13.85%	415,929,146	13.94%	-2.70%
Florida International University	356,851,117	11.56%	343,978,088	11.53%	-3.61%
University of North Florida	137,181,357	4.45%	135,201,230	4.53%	-1.44%
Florida Gulf Coast University	84,835,597	2.75%	83,035,101	2.78%	-2.12%
New College of Florida	23,358,982	0.76%	22,279,929	0.75%	-4.62%
TOTAL	3,085,952,733	100.00%	2,984,104,675	100.00%	-3.30%

Source document : State University System of Florida 2008-2009 Operating Budget Control Totals.

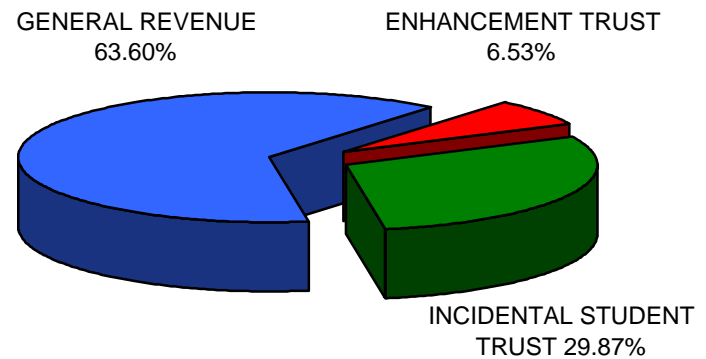
EDUCATION & GENERAL

2007-08 ACTUAL EXPENDITURES AND 2008-09 BUDGET BY SOURCE

2007-08 ACTUAL



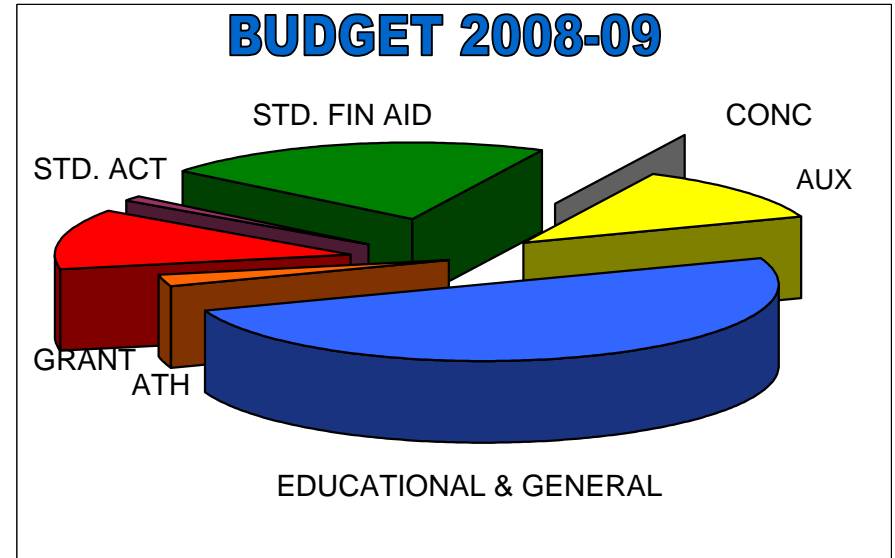
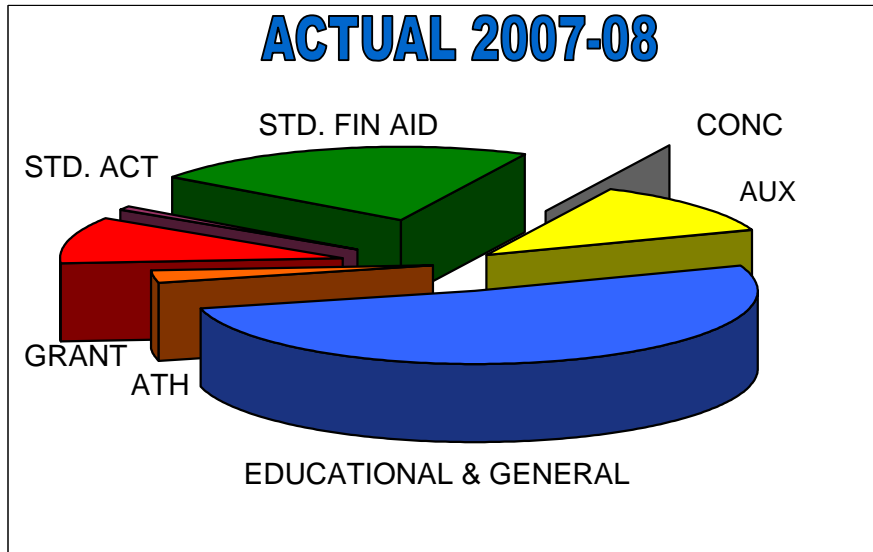
2008-09 BUDGET



(IN THOUSANDS)

EDUCATIONAL & GENERAL	2007-08		2008-09	
ENHANCEMENT TRUST	\$ 11,409	4.84%	\$ 16,633	6.53%
INCIDENTAL / STUDENT TRUST FUND	\$ 69,790	29.63%	\$ 76,094	29.87%
GENERAL REVENUE	\$ 154,335	65.53%	\$ 162,049	63.60%
TOTAL EDUCATIONAL & GENERAL	\$ 235,534	100.00%	\$ 254,776	100.00%

FLORIDA ATLANTIC UNIVERSITY COMPARISON BY FUND

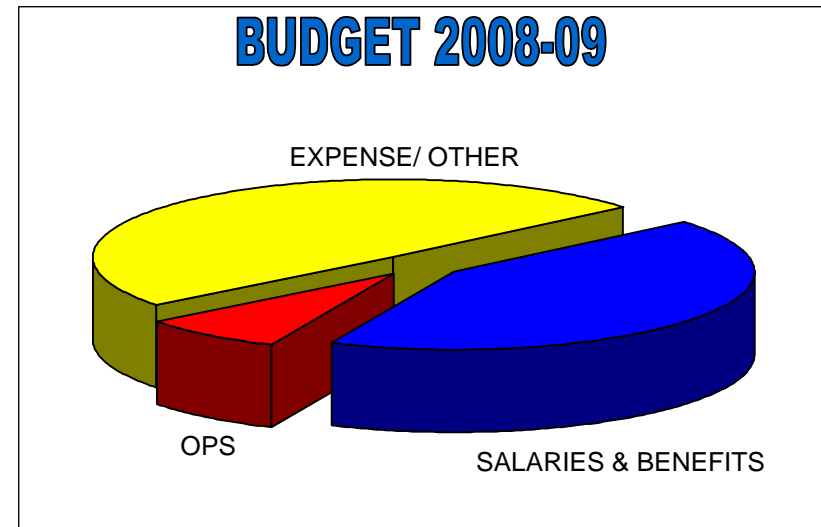
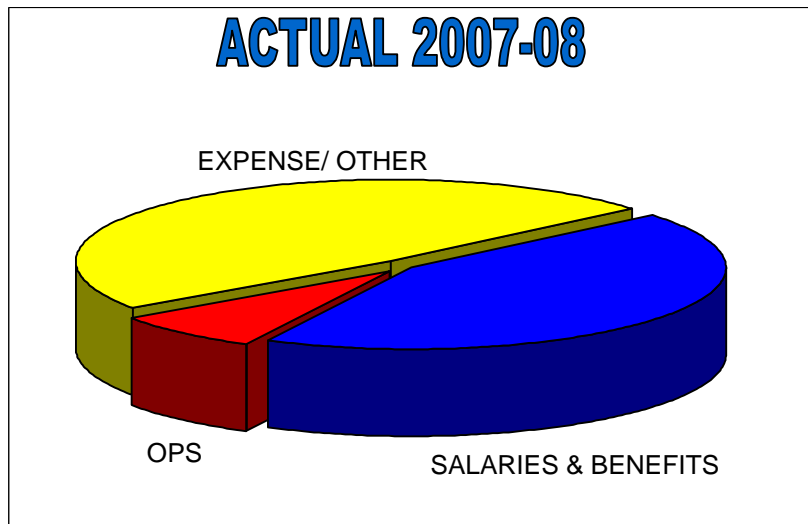


	ACTUAL 2007-08	BUDGET 2008-09
EDUCATION & GENERAL	51.66%	49.90%
ATHLETICS	2.73%	2.55%
GRANTS	10.25%	12.72%
STUDENT ACTIVITY	0.81%	1.16%
STUDENT FINANCIAL AID	22.29%	21.35%
CONCESSION	0.10%	0.09%
AUXILIARY	12.16%	12.23%
TOTAL	100.00%	100.00%

*Excluding Transfers

FLORIDA ATLANTIC UNIVERSITY

COMPARISON BY CATEGORY



CATEGORY	ACTUAL 2007-08	BUDGET 2008-09
SALARIES & BENEFITS	43.74%	42.70%
OTHER PERSONNEL SERVICES	7.72%	7.76%
EXPENSE / OTHER	48.54%	49.54%
TOTAL	100.00%	100.00%

*Excluding Transfers

**FLORIDA ATLANTIC UNIVERSITY
2007-08 ACTUAL
BY CATEGORY and FUND**

FUND	CATEGORY				FUND %
	SALARIES	OPS	EXPENSE/OTHER	TOTAL	
EDUCATIONAL & GENERAL	158,196,441	19,461,022	57,876,440	235,533,903	51.66%
SPONSORED RESEARCH & GRANTS	19,933,127	8,091,890	18,688,343	46,713,360	10.25%
STUDENT ACTIVITY	357,978	927,974	2,404,692	3,690,644	0.81%
CONCESSION FUND		266,821	195,851	462,672	0.10%
STUDENT FINANCIAL AID	618,829	513,137	100,473,059	101,605,025	22.29%
INTERCOLLEGIATE ATHLETICS	4,485,222	431,151	7,518,299	12,434,672	2.73%
AUXILIARY ENTERPRISES	15,802,629	5,505,581	34,132,286	55,440,496	12.16%
GRAND TOTAL FAU	199,394,226	35,197,576	221,288,970	455,880,772	100.00%
CATEGORY PERCENTAGE	43.74%	7.72%	48.54%	100.00%	

Notes:

Source document is Operating Budget submission Exhibit B, which represents operating expenditures only. Non operating expenditures are not included.

**FLORIDA ATLANTIC UNIVERSITY
2008-09 OPERATING BUDGET
BY CATEGORY and FUND**

FUND	CATEGORY				FUND %
	SALARIES	OPS	EXPENSE/OTHER	TOTAL	
EDUCATIONAL & GENERAL*	166,696,078	18,823,534	63,854,531	249,374,143	49.36%
SPONSORED RESEARCH & GRANTS	26,512,000	12,180,689	26,287,664	64,980,353	12.85%
STUDENT ACTIVITY	809,471	1,283,543	3,832,434	5,925,448	1.17%
CONCESSION FUND			450,000	450,000	0.09%
STUDENT FINANCIAL AID	721,845	20,000	108,279,978	109,021,823	21.58%
INTERCOLLEGIATE ATHLETICS	4,834,831	465,254	7,715,576	13,015,661	2.58%
AUXILIARY ENTERPRISES	18,467,931	6,820,957	37,140,953	62,429,841	12.36%
GRAND TOTAL FAU	218,042,156	39,593,977	247,561,136	505,197,269	100.00%
CATEGORY PERCENTAGE	43.16%	7.85%	49.00%	100.00%	

Notes:

* Total E&G Budget does not include \$5,401,984 Budget Authority;

Data source: Operating Budget submission Exhibit B, which represents operating expenditures only. Non operating expenditures are not included.

FLORIDA ATLANTIC UNIVERSITY
2003-04 ACTUAL EXPENDITURES THROUGH 2008-09 BY FUND

FUND	ACTUAL				
	2003-04	2004-05	2005-06	2006-07	2007-08
EDUCATIONAL & GENERAL	190,322,149	199,306,095	209,508,934	227,840,528	235,533,903
SPONSORED RESEARCH & GRANTS	46,805,456	47,723,636	52,625,897	43,731,440	46,713,360
STUDENT ACTIVITY	4,383,193	4,867,694	4,783,834	4,385,828	3,690,644
CONCESSION FUND	225,285	259,396	279,493	404,790	462,672
STUDENT FINANCIAL AID *	78,189,132	93,737,456	98,591,493	102,483,574	101,605,025
AUXILIARY ENTERPRISES	34,175,398	39,403,007	43,110,923	48,469,929	55,440,496
INTERCOLLEGIATE ATHLETICS *	9,382,394	10,493,013	11,358,426	12,377,047	12,434,672
GRAND TOTAL FAU	363,483,007	395,790,297	420,259,000	439,693,136	455,880,772

Notes:

* Source document is Operating Budget submission Exhibit B, which represents operating expenditures only. Non operating expenditures are not included.

**FLORIDA ATLANTIC UNIVERSITY
SUMMARY OF EXPENDITURES BY CATEGORY AND FUND
EDUCATIONAL & GENERAL ACTIVITIES
2008-09 OPERATING BUDGET**

	ACTUAL EXPENDITURES 2007-08	BUDGET EXPENDITURES 2008-09	AUTHORIZED POSITIONS/ PERSON YEARS *	AUTHORIZED POSITIONS/ PERSON YEARS *
010000 SALARIES AND BENEFITS				
000210 EDUCATIONAL & GENERAL REVENUE FUND	77,233,621	74,309,014	2,956.20	2,924.60
164060 STUDENT AND OTHER FEES TRUST FUND - FAU	69,553,935	75,754,270		
178060 EDUCATIONAL ENHANCEMENT TRUST FUND	11,408,885	16,632,794		
TOTAL CATEGORY	158,196,441	166,696,078	2,956.20	2,924.60
030000 OTHER PERSONAL SERVICES				
000210 EDUCATIONAL & GENERAL REVENUE FUND	19,461,022	18,823,534		
TOTAL CATEGORY	19,461,022	18,823,534		
040000 EXPENSES				
000210 EDUCATIONAL & GENERAL REVENUE FUND	41,438,209	58,952,318		
164060 STUDENT AND OTHER FEES TRUST FUND - FAU	235,973	339,754		
TOTAL CATEGORY	41,674,182	59,292,072		
060000 OPERATING CAPITAL OUTLAY				
000210 EDUCATIONAL & GENERAL REVENUE FUND	2,364,051			
TOTAL CATEGORY	2,364,051			
101977 LIBRARY RESOURCES				
000210 EDUCATIONAL & GENERAL REVENUE FUND	3,450,977			
TOTAL CATEGORY	3,450,977			

* Person Years = Budgeted Weeks of Activity times Full Time Equivalent Effort Divided by State University System work year number of weeks.

**FLORIDA ATLANTIC UNIVERSITY
SUMMARY OF EXPENDITURES BY CATEGORY AND FUND
EDUCATIONAL & GENERAL ACTIVITIES
2008-09 OPERATING BUDGET**

	ACTUAL EXPENDITURES 2007-08	BUDGET EXPENDITURES 2008-09	AUTHORIZED POSITIONS/ PERSON YEARS * 2007-08	AUTHORIZED POSITIONS/ PERSON YEARS * 2008-09
103241 RISK MANAGEMENT INSURANCE				
000210 EDUCATIONAL & GENERAL REVENUE FUND	1,769,013	1,654,000		
TOTAL CATEGORY	1,769,013	1,654,000		
103290 SALARY INCENTIVE PAYMENTS				
000210 EDUCATIONAL & GENERAL REVENUE FUND	49,595			
TOTAL CATEGORY	49,595			
103825 STUDENT FINANCIAL AID				
000210 EDUCATIONAL & GENERAL REVENUE FUND	6,560,622	8,310,443		
TOTAL CATEGORY	6,560,622	8,310,443		
110123 SCHOLARSHIPS				
000210 EDUCATIONAL & GENERAL REVENUE FUND	2,008,000			
TOTAL CATEGORY	2,008,000			
TOTAL OPERATING EXPENDITURES BY FUND				
000210 EDUCATIONAL & GENERAL REVENUE FUND	154,335,110	162,049,309	2,956.20	2,924.60
164060 STUDENT AND OTHER FEES TRUST FUND - FAU	69,789,908	76,094,024		
178060 EDUCATIONAL ENHANCEMENT TRUST FUND	11,408,885	16,632,794		
TOTAL ALL FUNDS	235,533,903	254,776,127	2,956.20	2,924.60

* Person Years = Budgeted Weeks of Activity times Full Time Equivalent Effort Divided by State University System work year number of weeks.

**FLORIDA ATLANTIC UNIVERSITY
SUMMARY OF EXPENDITURES BY CATEGORY AND FUND
CONTRACTS & GRANTS
2008-09 OPERATING BUDGET**

	ACTUAL EXPENDITURES 2007-08	BUDGET EXPENDITURES 2008-09	AUTHORIZED POSITIONS/ PERSON YEARS *	2007-08	AUTHORIZED POSITIONS/ PERSON YEARS *	2008-09
010000 SALARIES AND BENEFITS						
655007 FAU SPONSORED RESEARCH DEVELOPMENT TRUST FUND	16,848,788	23,087,647	476.22		530.44	
999060 FAU-DEVELOPMENTAL RESEARCH SCHOOL TRUST FUND	3,084,339	3,424,353	57.66		58.02	
TOTAL CATEGORY	19,933,127	26,512,000	533.88		588.46	
030000 OTHER PERSONAL SERVICES						
655007 FAU SPONSORED RESEARCH DEVELOPMENT TRUST FUND	7,752,779	11,744,569				
999060 FAU-DEVELOPMENTAL RESEARCH SCHOOL TRUST FUND	339,111	436,120				
TOTAL CATEGORY	8,091,890	12,180,689				
040000 EXPENSES						
655007 FAU SPONSORED RESEARCH DEVELOPMENT TRUST FUND	16,237,486	25,061,632				
999060 FAU-DEVELOPMENTAL RESEARCH SCHOOL TRUST FUND	867,394	1,226,032				
TOTAL CATEGORY	17,104,880	26,287,664				
060000 OPERATING CAPITAL OUTLAY						
655007 FAU SPONSORED RESEARCH DEVELOPMENT TRUST FUND	1,418,723					
999060 FAU-DEVELOPMENTAL RESEARCH SCHOOL TRUST FUND	40,943					
TOTAL CATEGORY	1,459,666					

* Person Years = Budgeted Weeks of Activity times Full Time Equivalent Effort Divided by State University System work year number of weeks.

**FLORIDA ATLANTIC UNIVERSITY
SUMMARY OF EXPENDITURES BY CATEGORY AND FUND
CONTRACTS & GRANTS
2008-09 OPERATING BUDGET**

	ACTUAL EXPENDITURES 2007-08	BUDGET EXPENDITURES 2008-09	AUTHORIZED POSITIONS/ PERSON YEARS *	2007-08	AUTHORIZED POSITIONS/ PERSON YEARS *	2008-09
<hr/>						
103241 RISK MANAGEMENT INSURANCE						
655007 FAU SPONSORED RESEARCH DEVELOPMENT TRUST FUND	112,870					
999060 FAU-DEVELOPMENTAL RESEARCH SCHOOL TRUST FUND	10,927					
TOTAL CATEGORY	123,797					
TOTAL BY FUND						
655007 FAU SPONSORED RESEARCH DEVELOPMENT TRUST FUND	42,370,646	59,893,848	476.22		530.44	
999060 FAU-DEVELOPMENTAL RESEARCH SCHOOL TRUST FUND	4,342,714	5,086,505	57.66		58.02	
TOTAL ALL FUNDS	46,713,360	64,980,353	533.88		588.46	

* Person Years = Budgeted Weeks of Activity times Full Time Equivalent Effort Divided by State University System work year number of weeks.

**FLORIDA ATLANTIC UNIVERSITY
SUMMARY OF EXPENDITURES BY CATEGORY AND FUND
AUXILIARY ENTERPRISES
2008-09 OPERATING BUDGET**

	ACTUAL EXPENDITURES 2007-08	BUDGET EXPENDITURES 2008-09	AUTHORIZED POSITIONS/ PERSON YEARS *	2007-08	AUTHORIZED POSITIONS/ PERSON YEARS *	2008-09
010000 SALARIES AND BENEFITS						
026634 FAU REVENUE CERTIFICATE TF	554,577	608,325	15.00		17.20	
330094 EDUC.- FAU AUXILIARY TRUST FUND	15,248,052	17,859,606	354.50		383.89	
TOTAL CATEGORY	15,802,629	18,467,931	369.50		401.09	
030000 OTHER PERSONAL SERVICES						
026634 FAU REVENUE CERTIFICATE TF	199,146	231,545				
330094 EDUC.- FAU AUXILIARY TRUST FUND	5,306,435	6,589,412				
TOTAL CATEGORY	5,505,581	6,820,957				
040000 EXPENSES						
026634 FAU REVENUE CERTIFICATE TF	2,334,302	5,255,423				
330094 EDUC.- FAU AUXILIARY TRUST FUND	22,675,671	31,885,530				
TOTAL CATEGORY	25,009,973	37,140,953				
060000 OPERATING CAPITAL OUTLAY						
026634 FAU REVENUE CERTIFICATE TF	153,384					
330094 EDUC.- FAU AUXILIARY TRUST FUND	1,314,032					
TOTAL CATEGORY	1,467,416					

* Person Years = Budgeted Weeks of Activity times Full Time Equivalent Effort Divided by State University System work year number of weeks.

**FLORIDA ATLANTIC UNIVERSITY
SUMMARY OF EXPENDITURES BY CATEGORY AND FUND
AUXILIARY ENTERPRISES
2008-09 OPERATING BUDGET**

	ACTUAL EXPENDITURES 2007-08	BUDGET EXPENDITURES 2008-09	AUTHORIZED POSITIONS/ PERSON YEARS *	AUTHORIZED POSITIONS/ PERSON YEARS *
			2007-08	2008-09
<hr/>				
103241 RISK MANAGEMENT INSURANCE				
026634 FAU REVENUE CERTIFICATE TF	5,731			
330094 EDUC.- FAU AUXILIARY TRUST FUND	115,775			
TOTAL CATEGORY	121,506			
120000 DEBT SERVICE				
026634 FAU REVENUE CERTIFICATE TF	2,559,990			
330094 EDUC.- FAU AUXILIARY TRUST FUND	4,973,401			
TOTAL CATEGORY	7,533,391			
TOTAL BY FUND				
026634 FAU	5,807,130	6,095,293	15.00	17.20
330094 FAU	49,633,366	56,334,548	354.50	383.89
TOTAL ALL FUNDS	55,440,496	62,429,841	369.50	401.09

* Person Years = Budgeted Weeks of Activity times Full Time Equivalent Effort Divided by State University System work year number of weeks.

**FLORIDA ATLANTIC UNIVERSITY
SUMMARY OF EXPENDITURES BY CATEGORY AND FUND
INTERCOLLEGIATE ATHLETICS
2008-09 OPERATING BUDGET**

	ACTUAL EXPENDITURES 2007-08	BUDGET EXPENDITURES 2008-09	AUTHORIZED POSITIONS/ PERSON YEARS *	2007-08	AUTHORIZED POSITIONS/ PERSON YEARS *	2008-09
010000 SALARIES AND BENEFITS						
360040 FLORIDA ATLANTIC UNIVERSITY ATHLETICS	4,485,222	4,834,831	73.49		75.66	
TOTAL CATEGORY	4,485,222	4,834,831				
030000 OTHER PERSONAL SERVICES						
360040 FLORIDA ATLANTIC UNIVERSITY ATHLETICS	431,151	465,254				
TOTAL CATEGORY	431,151	465,254				
040000 EXPENSES						
360040 FLORIDA ATLANTIC UNIVERSITY ATHLETICS	7,414,439	7,715,576				
TOTAL CATEGORY	7,414,439	7,715,576				
060000 OPERATING CAPITAL OUTLAY						
360040 FLORIDA ATLANTIC UNIVERSITY ATHLETICS	88,066					
TOTAL CATEGORY	88,066					
103241 RISK MANAGEMENT INSURANCE						
360040 FLORIDA ATLANTIC UNIVERSITY ATHLETICS	15,794					
TOTAL CATEGORY	15,794					
TOTAL PROGRAM COMPONENT	12,434,672	13,015,661	73.49		75.66	

* Person Years = Budgeted Weeks of Activity times Full Time Equivalent Effort Divided by State University System work year number of weeks.

**FLORIDA ATLANTIC UNIVERSITY
SUMMARY OF EXPENDITURES BY CATEGORY AND FUND
CONCESSIONS
2008-09 OPERATING BUDGET**

	ACTUAL EXPENDITURES 2007-08	BUDGET EXPENDITURES 2008-09	AUTHORIZED POSITIONS/ PERSON YEARS 2007-08	AUTHORIZED POSITIONS/ PERSON YEARS 2008-09
<hr/>				
010000 SALARIES AND BENEFITS				
360060 AGENCY FUND - LOCAL UNRESTRICTED - FAU				
TOTAL CATEGORY				
030000 OTHER PERSONAL SERVICES				
360060 AGENCY FUND - LOCAL UNRESTRICTED - FAU	266,821			
TOTAL CATEGORY	266,821			
040000 EXPENSES				
360060 AGENCY FUND - LOCAL UNRESTRICTED - FAU	194,933	450,000		
TOTAL CATEGORY	194,933	450,000		
060000 OPERATING CAPITAL OUTLAY				
360060 AGENCY FUND - LOCAL UNRESTRICTED - FAU	918			
TOTAL CATEGORY	918			
TOTAL PROGRAM COMPONENT	462,672	450,000		

**FLORIDA ATLANTIC UNIVERSITY
SUMMARY OF EXPENDITURES BY CATEGORY AND FUND
FINANCIAL AID
2008-09 OPERATING BUDGET**

	ACTUAL EXPENDITURES 2007-08	BUDGET EXPENDITURES 2008-09	AUTHORIZED POSITIONS/ PERSON YEARS *	2007-08	AUTHORIZED POSITIONS/ PERSON YEARS *	2008-09
<hr/>						
010000 SALARIES AND BENEFITS						
330060 SCHOLARSHIP FUND - FAU	618,829	721,845	24.12		27.50	
TOTAL CATEGORY	618,829	721,845				
030000 OTHER PERSONAL SERVICES						
330060 SCHOLARSHIP FUND - FAU	513,137	20,000				
TOTAL CATEGORY	513,137	20,000				
040000 EXPENSES						
330060 SCHOLARSHIP FUND - FAU	100,473,059	108,279,978				
TOTAL CATEGORY	100,473,059	108,279,978				
TOTAL BY FUND						
330060 SCHOLARSHIP FUND - FAU	101,605,025	109,021,823	24.12		27.50	
TOTAL PROGRAM COMPONENT	101,605,025	109,021,823	24.12		27.50	

* Person Years = Budgeted Weeks of Activity times Full Time Equivalent Effort Divided by State University System work year number of weeks.

**FLORIDA ATLANTIC UNIVERSITY
SUMMARY OF EXPENDITURES BY CATEGORY AND FUND
STUDENT ACTIVITIES
2008-09 OPERATING BUDGET**

	ACTUAL EXPENDITURES 2007-08	BUDGET EXPENDITURES 2008-09	AUTHORIZED POSITIONS/ PERSON YEARS *	2007-08	AUTHORIZED POSITIONS/ PERSON YEARS *	2008-09
010000 SALARIES AND BENEFITS						
360060 AGENCY FUND - LOCAL UNRESTRICTED - FAU	357,978	809,471	17.80		25.41	
TOTAL CATEGORY	357,978	809,471	17.80		25.41	
030000 OTHER PERSONAL SERVICES						
360060 AGENCY FUND - LOCAL UNRESTRICTED - FAU	927,974	1,283,543				
TOTAL CATEGORY	927,974	1,283,543				
040000 EXPENSES						
360060 AGENCY FUND - LOCAL UNRESTRICTED - FAU	2,293,457	3,832,434				
TOTAL CATEGORY	2,293,457	3,832,434				
060000 OPERATING CAPITAL OUTLAY						
360060 AGENCY FUND - LOCAL UNRESTRICTED - FAU	111,235					
TOTAL CATEGORY	111,235					
TOTAL PROGRAM COMPONENT	3,690,644	5,925,448	35.60		50.82	

* Person Years = Budgeted Weeks of Activity times Full Time Equivalent Effort Divided by State University System work year number of weeks.

**FLORIDA ATLANTIC UNIVERSITY
SUMMARY OF EXPENDITURES BY CATEGORY AND FUND
EDUCATIONAL & GENERAL ACTIVITIES - BROWARD CAMPUSES
2008-09 OPERATING BUDGET**

	ACTUAL EXPENDITURES 2007-08	BUDGET EXPENDITURES 2008-09	AUTHORIZED POSITIONS/ PERSON YEARS * 2007-08	AUTHORIZED POSITIONS/ PERSON YEARS * 2008-09
010000 SALARIES AND BENEFITS				
000210 EDUCATIONAL & GENERAL REVENUE FUND	12,840,482	11,022,805	389.32	384.83
164060 STUDENT AND OTHER FEES TRUST FUND -FAU	10,704,783	10,834,244		
178060 EDUCATIONAL ENHANCEMENT TRUST FUND	1,782,242	2,378,787		
TOTAL CATEGORY	25,327,507	24,235,836	389.32	384.83
030000 OTHER PERSONAL SERVICES				
000210 EDUCATIONAL & GENERAL REVENUE FUND	3,366,900	4,030,032		
TOTAL CATEGORY	3,366,900	4,030,032		
040000 EXPENSES				
000210 EDUCATIONAL & GENERAL-REVENUE FUND	6,656,815	7,543,404		
TOTAL CATEGORY	6,656,815	7,543,404		
060000 OPERATING CAPITAL OUTLAY				
000210 EDUCATIONAL & GENERAL REVENUE FUND				
TOTAL CATEGORY				
103825 STUDENT FINANCIAL AID				
000210 EDUCATIONAL & GENERAL REVENUE FUND	900,000	900,000		
TOTAL CATEGORY	900,000	900,000		

* Person Years = Budgeted Weeks of Activity times Full Time Equivalent Effort Divided by State University System work year number of weeks.

**FLORIDA ATLANTIC UNIVERSITY
SUMMARY OF EXPENDITURES BY CATEGORY AND FUND
EDUCATIONAL & GENERAL ACTIVITIES - BROWARD CAMPUSES
2008-09 OPERATING BUDGET**

	ACTUAL EXPENDITURES 2007-08	BUDGET EXPENDITURES 2008-09	AUTHORIZED POSITIONS/ PERSON YEARS * 2007-08	AUTHORIZED POSITIONS/ PERSON YEARS * 2008-09
TOTAL OPERATING EXPENDITURES BY FUND				
000210 EDUCATIONAL & GENERAL REVENUE FUND	23,764,197	23,496,241	389.32	384.83
164060 STUDENT AND OTHER FEES TRUST FUND - FAU	10,704,783	10,834,244		
178060 EDUCATIONAL ENHANCEMENT TRUST FUND	1,782,242	2,378,787		
TOTAL OPERATING EXPENDITURES ALL FUNDS	36,251,222	36,709,272	389.32	384.83

* Person Years = Budgeted Weeks of Activity times Full Time Equivalent Effort Divided by State University System work year number of weeks.

**FLORIDA ATLANTIC UNIVERSITY
SUMMARY OF EXPENDITURES BY CATEGORY AND FUND
AUXILIARY ENTERPRISES - BROWARD CAMPUSES
2008-09 OPERATING BUDGET**

	ACTUAL EXPENDITURES 2007-08	BUDGET EXPENDITURES 2008-09	AUTHORIZED POSITIONS/ PERSON YEARS *	2007-08	AUTHORIZED POSITIONS/ PERSON YEARS *	2008-09
010000 SALARIES AND BENEFITS						
330094 EDUC.- FAU AUXILIARY TRUST FUND	445,609	381,847	13.50		14.18	
TOTAL CATEGORY	445,609	381,847	13.50		14.18	
030000 OTHER PERSONAL SERVICES						
330094 EDUC. - FAU AUXILIARY TRUST FUND	100,404	84,538				
TOTAL CATEGORY	100,404	84,538				
040000 EXPENSES						
330094 EDUC.- FAU AUXILIARY TRUST FUND	452,423	224,575				
TOTAL CATEGORY	452,423	224,575				
060000 OPERATING CAPITAL OUTLAY						
330094 EDUC.- FAU AUXILIARY TRUST FUND	46,375					
TOTAL CATEGORY	46,375					
TOTAL BY FUND						
330094 EDUC.- FAU AUXILIARY TRUST FUND	1,044,811	690,960	13.50		14.18	
TOTAL ALL FUNDS	1,044,811	690,960	13.50		14.18	

* Person Years = Budgeted Weeks of Activity times Full Time Equivalent Effort Divided by State University System work year number of weeks.

**FLORIDA ATLANTIC UNIVERSITY
SUMMARY OF EXPENDITURES BY CATEGORY AND FUND
CONCESSIONS - BROWARD CAMPUSES
2008-09 OPERATING BUDGET**

	ACTUAL EXPENDITURES 2007-08	BUDGET EXPENDITURES 2008-09	AUTHORIZED POSITIONS/ PERSON YEARS 2007-08	AUTHORIZED POSITIONS/ PERSON YEARS 2008-09
<hr/>				
030000 OTHER PERSONAL SERVICES				
360060 AGENCY FUND - LOCAL UNRESTRICTED - FAU	742			
TOTAL CATEGORY	742			
040000 EXPENSES				
360060 AGENCY FUND LOCAL UNRESTRICTED - FAU	20,352	23,941		
TOTAL CATEGORY	20,352	23,941		
TOTAL PROGRAM COMPONENT	21,094	23,941		

**FLORIDA ATLANTIC UNIVERSITY
SUMMARY OF EXPENDITURES BY CATEGORY AND FUND
STUDENT ACTIVITIES - BROWARD CAMPUSES
2008-09 OPERATING BUDGET**

	ACTUAL EXPENDITURES 2007-08	BUDGET EXPENDITURES 2008-09	AUTHORIZED POSITIONS/ PERSON YEARS *	2007-08	AUTHORIZED POSITIONS/ PERSON YEARS *	2008-09
010000 SALARIES AND BENEFITS						
360060 AGENCY FUND - LOCAL UNRESTRICTED - FAU		110,873	2.00		3.00	
TOTAL CATEGORY		110,873	2.00		3.00	
030000 OTHER PERSONAL SERVICES						
360060 AGENCY FUND - LOCAL UNRESTRICTED - FAU	116,291	148,108				
TOTAL CATEGORY	116,291	148,108				
040000 EXPENSES						
360060 AGENCY FUND LOCAL UNRESTRICTED - FAU	582,949	412,333				
TOTAL CATEGORY	582,949	412,333				
060000 OPERATING CAPITAL OUTLAY						
360060 AGENCY FUND - LOCAL UNRESTRICTED - FAU	66,348					
TOTAL CATEGORY	66,348					
TOTAL PROGRAM COMPONENT	765,588	671,314	2.00		3.00	

* Person Years = Budgeted Weeks of Activity times Full Time Equivalent Effort Divided by State University System work year number of weeks.

**FLORIDA ATLANTIC UNIVERSITY
SUMMARY OF EXPENDITURES BY CATEGORY AND FUND
EDUCATIONAL & GENERAL ACTIVITIES - NORTHERN CAMPUSES
2008-09 OPERATING BUDGET**

	ACTUAL EXPENDITURES 2007-08	BUDGET EXPENDITURES 2008-09	AUTHORIZED POSITIONS/ PERSON YEARS * 2007-08	AUTHORIZED POSITIONS/ PERSON YEARS * 2008-09
010000 SALARIES AND BENEFITS				
000210 EDUCATIONAL & GENERAL REVENUE FUND	16,703,727	16,056,170	259.23	257.98
TOTAL CATEGORY	16,703,727	16,056,170	259.23	257.98
030000 OTHER PERSONAL SERVICES				
000210 EDUCATIONAL & GENERAL REVENUE FUND	1,507,436	1,907,506		
TOTAL CATEGORY	1,507,436	1,907,506		
040000 EXPENSES				
000210 EDUCATIONAL & GENERAL-REVENUE FUND	1,720,669	2,513,889		
TOTAL CATEGORY	1,720,669	2,513,889		
060000 OPERATING CAPITAL OUTLAY				
000210 EDUCATIONAL & GENERAL REVENUE FUND				
TOTAL CATEGORY				
103825 STUDENT FINANCIAL AID				
000210 EDUCATIONAL & GENERAL REVENUE FUND	350,000	300,000		
TOTAL CATEGORY	350,000	300,000		
TOTAL OPERATING EXPENDITURES BY FUND				
000210 EDUCATIONAL & GENERAL - GENERAL FUND	20,281,832	20,777,565	259.23	257.98

* Person Years = Budgeted Weeks of Activity times Full Time Equivalent Effort Divided by State University System work year number of weeks.

**FLORIDA ATLANTIC UNIVERSITY
SUMMARY OF EXPENDITURES BY CATEGORY AND FUND
AUXILIARY ENTERPRISES - NORTHERN CAMPUSES
2008-09 OPERATING BUDGET**

	ACTUAL EXPENDITURES 2007-08	BUDGET EXPENDITURES 2008-09	AUTHORIZED POSITIONS/ PERSON YEARS * 2007-08	AUTHORIZED POSITIONS/ PERSON YEARS * 2008-09
010000 SALARIES AND BENEFITS				
330094 EDUC.- FAU AUXILIARY TRUST FUND	583,227	553,650	12.09	10.19
TOTAL CATEGORY	583,227	553,650	12.09	10.19
030000 OTHER PERSONAL SERVICES				
330094 EDUC. - FAU AUXILIARY TRUST FUND	237,515	321,758		
TOTAL CATEGORY	237,515	321,758		
040000 EXPENSES				
330094 EDUC.- FAU AUXILIARY TRUST FUND	1,921,297	1,420,824		
TOTAL CATEGORY	1,921,297	1,420,824		
060000 OPERATING CAPITAL OUTLAY				
330094 EDUC.- FAU AUXILIARY TRUST FUND	4,723			
TOTAL CATEGORY	4,723			
TOTAL BY FUND				
330094 EDUC.- FAU AUXILIARY TRUST FUND	2,746,762	2,296,232	12.09	10.19
TOTAL ALL FUNDS	2,746,762	2,296,232	12.09	10.19

* Person Years = Budgeted Weeks of Activity times Full Time Equivalent Effort Divided by State University System work year number of weeks.

FLORIDA ATLANTIC UNIVERSITY
SUMMARY OF EXPENDITURES BY CATEGORY AND FUND
CONCESSIONS - NORTHERN CAMPUSES
2008-09 OPERATING BUDGET

	ACTUAL EXPENDITURES 2007-08	BUDGET EXPENDITURES 2008-09	AUTHORIZED POSITIONS/ PERSON YEARS 2007-08	AUTHORIZED POSITIONS/ PERSON YEARS 2008-09
<hr/>				
030000 OTHER PERSONAL SERVICES				
360060 AGENCY FUND - LOCAL UNRESTRICTED - FAU				
TOTAL CATEGORY				
040000 EXPENSES				
360060 AGENCY FUND LOCAL UNRESTRICTED - FAU	7,882	7,811		
TOTAL CATEGORY	7,882	7,811		
TOTAL PROGRAM COMPONENT	7,882	7,811		

**FLORIDA ATLANTIC UNIVERSITY
SUMMARY OF EXPENDITURES BY CATEGORY AND FUND
STUDENT ACTIVITIES - NORTHERN CAMPUSES
2008-09 OPERATING BUDGET**

	ACTUAL EXPENDITURES 2007-08	BUDGET EXPENDITURES 2008-09	AUTHORIZED POSITIONS/ PERSON YEARS *	2007-08	AUTHORIZED POSITIONS/ PERSON YEARS *	2008-09
010000 SALARIES AND BENEFITS						
360060 AGENCY FUND - LOCAL UNRESTRICTED - FAU	28,770	33,893	2.00		2.00	
TOTAL CATEGORY	28,770	33,893	2.00		2.00	
030000 OTHER PERSONAL SERVICES						
360060 AGENCY FUND - LOCAL UNRESTRICTED - FAU	114,712	168,462				
TOTAL CATEGORY	114,712	168,462				
040000 EXPENSES						
360060 AGENCY FUND LOCAL UNRESTRICTED - FAU	265,452	289,610				
TOTAL CATEGORY	265,452	289,610				
060000 OPERATING CAPITAL OUTLAY						
360060 AGENCY FUND - LOCAL UNRESTRICTED - FAU	11,580					
TOTAL CATEGORY	11,580					
TOTAL PROGRAM COMPONENT	420,514	491,965	2.00		2.00	

* Person Years = Budgeted Weeks of Activity times Full Time Equivalent Effort Divided by State University System work year number of weeks.

**FLORIDA ATLANTIC UNIVERSITY
SUMMARY of OPERATIONS
CONTRACT & GRANTS
2008-09 OPERATING BUDGET**

	<u>ACTUAL \$ 2007-08</u>	<u>BUDGET \$ 2008-09</u>
FUND BALANCE AVAILABLE		
BALANCE FORWARD		
50000 FUND EQUITY	8,171,293	2,047,544
TOTAL BALANCE FORWARD	8,171,293	2,047,544
RECEIPTS / REVENUE		
000100 FEES	937	62,111,704
000400 MISCELLANEOUS RECEIPTS	467,087	
000500 INTEREST	140,520	
000700 US GRANTS	26,304,123	
001000 STATE GRANTS	6,538,391	
001100 OTHER GRANTS & DONATIONS	7,237,093	
001520 TRANSFER IN - INTER FUND	(2,290,006)	
TOTAL RECEIPTS / REVENUE	38,398,145	62,111,704
001510 TRANSFER IN - INTRA	(56,055)	4,663,440
TOTAL FUND BALANCE AVAILABLE	46,513,383	68,822,688
EXPENDITURES		
OPERATING EXPENDITURES		
010000 SALARIES AND BENEFITS	19,933,127	26,512,000
030000 OTHER PERSONAL SERVICES	8,091,890	12,180,689
040000 EXPENSE / OTHER	17,228,677	26,287,664
060000 OPERATING CAPITAL OUTLAY	1,459,666	
TOTAL OPERATING EXPENDITURES	46,713,360	64,980,353

**FLORIDA ATLANTIC UNIVERSITY
SUMMARY of OPERATIONS
CONTRACT & GRANTS
2008-09 OPERATING BUDGET**

	<u>ACTUAL \$ 2007-08</u>	<u>BUDGET \$ 2008-09</u>
NON-OPERATING EXPENDITURES		
180010 TRANSFER OUT - INTRA FUND	123	
180020 TRANSFER OUT - INTER FUND	(2,260,795)	
220000 REFUND	13,151	
TOTAL NON-OPERATING EXPENDITURES	(2,247,521)	
TOTAL EXPENDITURES	44,465,839	64,980,353
ENDING FUND BALANCE	2,047,544	3,842,335

**FLORIDA ATLANTIC UNIVERSITY
SUMMARY of OPERATIONS
AUXILIARY ENTERPRISES
2008-09 OPERATING BUDGET**

	<u>ACTUAL \$</u> 2007-08	<u>BUDGET \$</u> 2008-09
FUND BALANCE AVAILABLE		
BALANCE FORWARD		
50000 FUND EQUITY	34,241,377	52,530,823
TOTAL BALANCE FORWARD	34,241,377	52,530,823
RECEIPTS / REVENUE		
000100 FEES	31,915,396	68,000,071
000400 MISCELLANEOUS RECEIPTS	29,726,115	
000500 INTEREST	3,917,381	
001202 PENALTIES	1,606,016	
001520 TRANSFER IN - INTER FUND	9,319,082	
001903 SALES OF GOODS/SERVICES TO STATE	1,655,805	
002102 CONCESSIONS	1,358,897	
004000 OTHER NON OPERATING RECEIPTS	3,465,891	
TOTAL RECEIPTS / REVENUE	82,964,583	68,000,071
001510 TRANSFER IN - INTRA	5,782	9,925,291
TOTAL FUND BALANCE AVAILABLE	117,211,742	130,456,185
EXPENDITURES		
OPERATING EXPENDITURES		
010000 SALARIES AND BENEFITS	15,802,629	18,467,931
030000 OTHER PERSONAL SERVICES	5,505,581	6,820,957
040000 EXPENSE / OTHER	25,131,479	37,140,953
060000 OPERATING CAPITAL OUTLAY	1,467,416	
120000 DEBT SERVICE	7,533,391	
TOTAL OPERATING EXPENDITURES	55,440,496	62,429,841

**FLORIDA ATLANTIC UNIVERSITY
SUMMARY of OPERATIONS
AUXILIARY ENTERPRISES
2008-09 OPERATING BUDGET**

	<u>ACTUAL \$ 2007-08</u>	<u>BUDGET \$ 2008-09</u>
NON-OPERATING EXPENDITURES		
180020 TRANSFER OUT - INTER FUND	9,240,423	11,665,862
TOTAL NON-OPERATING EXPENDITURES	9,240,423	11,665,862
TOTAL EXPENDITURES	64,680,919	74,095,703
ENDING FUND BALANCE	52,530,823	56,360,482

**FLORIDA ATLANTIC UNIVERSITY
SUMMARY of OPERATIONS
INTERCOLLEGIATE ATHLETICS
2008-09 OPERATING BUDGET**

	<u>ACTUAL \$</u> 2007-08	<u>BUDGET \$</u> 2008-09
FUND BALANCE AVAILABLE		
BALANCE FORWARD		
50000 FUND EQUITY	134,170	43,144
TOTAL BALANCE FORWARD	134,170	43,144
RECEIPTS / REVENUE		
000100 FEES	7,990,719	13,015,662
000400 MISCELLANEOUS RECEIPTS	1,148,648	
001520 TRANSFER IN - INTER	504,554	
004000 OTHER NON OPERATING RECEIPTS	2,705,506	
TOTAL RECEIPTS / REVENUE	12,349,427	13,015,662
001510 TRANSFER IN - INTRA	(5,781)	
TOTAL FUND BALANCE AVAILABLE	12,477,816	13,058,806
EXPENDITURES		
OPERATING EXPENDITURES		
010000 SALARIES AND BENEFITS	4,485,222	4,834,831
030000 OTHER PERSONAL SERVICES	431,151	465,254
040000 EXPENSE / OTHER	7,430,233	7,715,576
060000 OPERATING CAPITAL OUTLAY	88,066	
TOTAL OPERATING EXPENDITURES	12,434,672	13,015,661

**FLORIDA ATLANTIC UNIVERSITY
SUMMARY of OPERATIONS
INTERCOLLEGIATE ATHLETICS
2008-09 OPERATING BUDGET**

	ACTUAL \$ 2007-08	BUDGET \$ 2008-09
NON-OPERATING EXPENDITURES		
180020 TRANSFER OUT - INTER FUND		
TOTAL NON-OPERATING EXPENDITURES		
TOTAL EXPENDITURES	12,434,672	13,015,661
ENDING FUND BALANCE	43,144	43,145

**FLORIDA ATLANTIC UNIVERSITY
SUMMARY of OPERATIONS
CONCESSIONS
2008-09 OPERATING BUDGET**

	<u>ACTUAL \$ 2007-08</u>	<u>BUDGET \$ 2008-09</u>
FUND BALANCE AVAILABLE		
BALANCE FORWARD		
50000 FUND EQUITY	236,370	226,412
TOTAL BALANCE FORWARD	236,370	226,412
RECEIPTS / REVENUE		
000100 FEES		575,000
001520 TRANSFER IN - INTER	41,500	
002102 CONCESSIONS	407,197	
004000 OTHER NON OPERATING RECEIPTS	117,632	
TOTAL RECEIPTS / REVENUE	566,329	575,000
001510 TRANSFER IN - INTRA		
TOTAL FUND BALANCE AVAILABLE	802,699	801,412
EXPENDITURES		
OPERATING EXPENDITURES		
010000 SALARIES AND BENEFITS		
030000 OTHER PERSONAL SERVICES	266,821	
040000 EXPENSE / OTHER	194,933	450,000
060000 OPERATING CAPITAL OUTLAY	918	
TOTAL OPERATING EXPENDITURES	462,672	450,000
NON-OPERATING EXPENDITURES		
180020 TRANSFER OUT - INTER FUND	113,615	200,000
TOTAL NON-OPERATING EXPENDITURES	113,615	200,000
TOTAL EXPENDITURES	576,287	650,000
ENDING FUND BALANCE	226,412	151,412

**FLORIDA ATLANTIC UNIVERSITY
SUMMARY of OPERATIONS
FINANCIAL AID
2008-09 OPERATING BUDGET**

	<u>ACTUAL \$ 2007-08</u>	<u>BUDGET \$ 2008-09</u>
FUND BALANCE AVAILABLE		
BALANCE FORWARD		
50000 FUND EQUITY	3,011,118	1,922,408
TOTAL BALANCE FORWARD	3,011,118	1,922,408
RECEIPTS / REVENUE		
000100 FEES	3,464,621	105,674,755
000400 MISCELLANEOUS RECEIPTS	(734,475)	
000500 INTEREST	122,647	
000700 US GRANTS	16,427,081	
001100 OTHER GRANTS & DONATIONS	76,761,308	
001520 TRANSFER IN - INTER	4,657,760	
TOTAL RECEIPTS / REVENUE	100,698,942	105,674,755
001510 TRANSFER IN - INTRA	3,152,086	7,010,614
TOTAL FUND BALANCE AVAILABLE	106,862,146	114,607,777
EXPENDITURES		
OPERATING EXPENDITURES		
010000 SALARIES AND BENEFITS	618,829	721,845
030000 OTHER PERSONAL SERVICES	513,137	20,000
040000 EXPENSE / OTHER	100,472,939	108,279,978
060000 OPERATING CAPITAL OUTLAY	120	
TOTAL OPERATING EXPENDITURES	101,605,025	109,021,823

**FLORIDA ATLANTIC UNIVERSITY
SUMMARY of OPERATIONS
FINANCIAL AID
2008-09 OPERATING BUDGET**

	<u>ACTUAL \$ 2007-08</u>	<u>BUDGET \$ 2008-09</u>
NON-OPERATING EXPENDITURES		
180020 TRANSFER OUT - INTER FUND	3,328,163	3,389,177
REFUNDS		
22XXXX REFUNDS	6,550	
TOTAL NON-OPERATING EXPENDITURES	3,334,713	3,389,177
TOTAL EXPENDITURES	104,939,738	112,411,000
ENDING FUND BALANCE	1,922,408	2,196,777

**FLORIDA ATLANTIC UNIVERSITY
SUMMARY of OPERATIONS
STUDENT ACTIVITIES
2008-09 OPERATING BUDGET**

	<u>ACTUAL \$ 2007-08</u>	<u>BUDGET \$ 2008-09</u>
FUND BALANCE AVAILABLE		
BALANCE FORWARD		
50000 FUND EQUITY	2,071,610	2,792,766
TOTAL BALANCE FORWARD	2,071,610	2,792,766
RECEIPTS / REVENUE		
000100 FEES	5,715,427	6,044,924
000400 MISCELLANEOUS RECEIPTS	101,672	
000500 INTEREST	180,777	
001520 TRANSFER IN - INTER	922,789	
TOTAL RECEIPTS / REVENUE	6,920,665	6,044,924
001510 TRANSFER IN - INTRA		150,000
TOTAL FUND BALANCE AVAILABLE	8,992,275	8,987,690
EXPENDITURES		
OPERATING EXPENDITURES		
010000 SALARIES AND BENEFITS	357,978	809,471
030000 OTHER PERSONAL SERVICES	927,974	1,283,543
040000 EXPENSE / OTHER	2,293,457	3,832,434
060000 OPERATING CAPITAL OUTLAY	111,235	
TOTAL OPERATING EXPENDITURES	3,690,644	5,925,448
NON-OPERATING EXPENDITURES		
180020 TRANSFER OUT - INTER FUND	2,508,865	1,366,174
TOTAL NON-OPERATING EXPENDITURES	2,508,865	1,366,174
TOTAL EXPENDITURES	6,199,509	7,291,622
ENDING FUND BALANCE	2-10 2,792,766	1,696,068

FLORIDA ATLANTIC UNIVERSITY
2007-08 & 2008-09 BUDGET COMPARISON - ALL FUNDS
BY RESPONSIBILITY AREA & BY DEPARTMENT

Banner Index	Department Title	PCS CODE	2007-08 Budget				2008-09 Budget				VARIANCE			
			Salary & Benefits	OPS	Expense	Total	Salary & Benefits	OPS	Expense	Total	Salary & Benefits	OPS	Expense	Total
PRESIDENT'S AREA														
P00100	Presidents Office	610000	617,832	10,000	186,426	814,258	617,834	21,871	143,777	783,482	2	11,871	(42,649)	(30,776)
P00105	Baldwin House	610000	74,672		15,000	89,672	74,672		15,000	89,672				
P00111	FAU Board Of Trustees	610000	63,336		30,000	93,336	63,336		30,000	93,336				
P00144	Diversity Initiatives	610000			38,000	38,000			35,000	35,000			(3,000)	(3,000)
P00400	Inspector General Office	610000	300,864		18,000	318,864	300,865		8,000	308,865	1		(10,000)	(9,999)
P00401	Inspector General - Auditor General	610000			2,000	2,000			2,000	2,000				
P00700	Equal Opportunity Program	610000	291,606		32,000	323,606	291,608		37,077	328,685	2		5,077	5,079
P00700	Equal Opportunity Program (seed)	610000			20,000	20,000							(20,000)	(20,000)
P00700	Equal Opportunity Program (asp Software)	610000			3,077	3,077							(3,077)	(3,077)
P00701	Auzenne Fellowship	610000			45,000	45,000			45,000	45,000				
P00702	EEO Grant In Aid	110000			170,077	170,077			153,077	153,077			(17,000)	(17,000)
P00703	EEO Minority Community College	610000			11,200	11,200			11,200	11,200				
P00800	University Attorney	610000	852,509		100,000	952,509	765,855		139,654	905,509	(86,654)		39,654	(47,000)
P00801	University Attorney - Legal	610000			5,000	5,000			5,000	5,000				
P20001	Women's Intercollegiate	510000			61,156	61,156			56,156	56,156			(5,000)	(5,000)
P20004	Equity In Athletics	510000			186,090	186,090			174,090	174,090			(12,000)	(12,000)
P20005	Faculty Athletics Representative	510000							3,000	3,000			3,000	3,000
U00600	Government Relations	610000	379,441		30,000	409,441	355,444		30,000	385,444	(23,997)			(23,997)
Total President Educational & General			2,580,260	10,000	953,026	3,543,286	2,469,614	21,871	888,031	3,379,516	(110,646)	11,871	(64,995)	(163,770)
S09600	Teaching Gym	910000		40,000	35,000	75,000		35,410	35,000	70,410		(4,590)		(4,590)
S09602	Arena External Event Ticket Revenue	910000		5,000	10,000	15,000						(5,000)	(10,000)	(15,000)
F00014	Auxiliary Admin.-Inspect	770000	63,694			63,694					(63,694)			(63,694)
F00015	Auxiliary Admin.-Attorney	770000	22,226			22,226					(22,226)			(22,226)
Total President Auxiliaries			85,920	45,000	45,000	175,920		35,410	35,000	70,410	(85,920)	(9,590)	(10,000)	(105,510)
S00602	Unallocated Athletic Fees	960004							1	1			1	1
S00703	Athletics Salaries	960004		66,425		66,425	133,981	15,891		149,872	133,981	(50,534)		83,447
S00704	Athletic Operating	960004	244,425		200,000	444,425	264,413		200,000	464,413	19,988			19,988
S00705	Athletics - Media Relations	960004	144,747	18,261	130,000	293,008	97,387	65,029	105,000	267,416	(47,360)	46,768	(25,000)	(25,592)
S00706	Athletics - Facilities & Operations	960004	93,600		70,000	163,600	93,600		70,000	163,600				
S00707	Athletics - Business Operations	960004	252,324		130,000	382,324	196,194	15,502	130,500	342,196	(56,130)	15,502	500	(40,128)
S00708	Cheerleaders	840000		7,102	10,500	17,602		6,090	10,500	16,590		(1,012)		(1,012)
S00709	Athletic - Ticket Operations	960004		14,609	35,000	49,609	36,400	10,957	35,000	82,357	36,400	(3,652)		32,748
S00710	Athletics - Strength Conditioning	960004	152,321	13,000	15,000	180,321	151,671		28,000	179,671	(650)	(13,000)	13,000	(650)
S00711	Ticket Sales	960004		58,435	15,000	73,435						(58,435)	(15,000)	(73,435)
S00712	Corporate Relations	960004			180,000	180,000			180,000	180,000				
S00714	Athletics-Medical Support	960004	208,000	73,044	310,000	591,044	208,000	60,870	310,000	578,870		(12,174)		(12,174)
S00715	Athletics-Marketing & Promotions	960004	71,500		155,000	226,500	71,500	43,826	170,000	285,326		43,826	15,000	58,826
S00716	Equipment Room	960004	87,604	18,261	350,000	455,865	92,949	10,156	340,000	443,105	5,345	(8,105)	(10,000)	(12,760)
S00717	Student Opp Fund	960004			80,000	80,000			80,000	80,000				
S00719	Golf-Men	960004		31,652	28,000	59,652		31,652	28,000	59,652				
S00720	Athletics - Baseball	960004	239,386		225,000	464,386	239,385		187,510	426,895	(1)		(37,490)	(37,491)
S00721	Athletics Tennis - Men	960004	40,170		28,000	68,170	40,170		26,500	66,670			(1,500)	(1,500)

FLORIDA ATLANTIC UNIVERSITY
2007-08 & 2008-09 BUDGET COMPARISON - ALL FUNDS
BY RESPONSIBILITY AREA & BY DEPARTMENT

Banner Index	Department Title	PCS CODE	2007-08 Budget				2008-09 Budget				VARIANCE			
			Salary & Benefits	OPS	Expense	Total	Salary & Benefits	OPS	Expense	Total	Salary & Benefits	OPS	Expense	Total
S00722	Athletics - Soccer, Men	960004	56,202	8,000	75,000	139,202	56,183	8,116	75,000	139,299	(19)	116		97
S00723	Athletics - Compliance	960004	146,696	9,130	8,000	163,826	141,846	10,957	8,000	160,803	(4,850)	1,827		(3,023)
S00724	Athletics - Basketball - Men	960004	411,494	19,276	430,000	860,770	405,951	21,189	430,000	857,140	(5,543)	1,913		(3,630)
S00728	Athletics - Development	960004	169,634	14,609	35,000	219,243	182,000		35,000	217,000	12,366	(14,609)		(2,243)
S00729	Athletic - Event Management	840000	52,000		350,000	402,000	35,100	45,653	330,000	410,753	(16,900)	45,653	(20,000)	8,753
S00730	Men Swimming	960004			60,000	60,000			60,000	60,000				
S00731	Men's Cross Country	960004		10,145	8,500	18,645			11,315	11,315		(10,145)	2,815	(7,330)
S00733	Football	960004	1,256,166		1,300,000	2,556,166	1,364,743		1,300,000	2,664,743	108,577			108,577
S00734	Athletics - Tennis Women	840000		40,023	28,000	68,023		40,023	26,500	66,523			(1,500)	(1,500)
S00735	Golf Women	840000		8,116	28,000	36,116		8,116	28,000	36,116				
S00736	Athletics - Swimming - Women	840000	210,370		60,000	270,370	210,368		60,000	270,368	(2)			(2)
S00737	Athletics - Cross Country -Women	960004	64,618	28,213	110,000	202,831	102,320	9,131	102,065	213,516	37,702	(19,082)	(7,935)	10,685
S00738	Athletics - Basketball - Women	840000	301,391	21,625	300,000	623,016	304,840	21,514	300,000	626,354	3,449	(111)		3,338
S00740	Women's Volleyball	840000	108,446	9,131	80,000	197,577	108,446	9,131	78,000	195,577			(2,000)	(2,000)
S00749	Dance	960004		7,102	10,500	17,602		7,102	10,500	17,602				
S00772	Athletics- Women's Soccer	960004	114,543	9,130	100,000	223,673	114,542	9,131	92,000	215,673	(1)	1	(8,000)	(8,000)
S00773	Athletics- Softball-Women's	960004	182,842	16,232	130,000	329,074	182,842	15,218	142,000	340,060		(1,014)	12,000	10,986
S12300	Tuition Scholarship	960002			2,601,685	2,601,685			2,726,185	2,726,185			124,500	124,500
Total President Athletics			4,608,479	501,521	7,676,185	12,786,185	4,834,831	465,254	7,715,576	13,015,661	226,352	(36,267)	39,391	229,476
P00113	Community Service	880003			2,500	2,500			2,500	2,500				
P00114	Concession Other-President	880003			20,000	20,000			20,000	20,000				
P00115	Concession Other-General	880003	221,082			221,082			176,082	176,082	(221,082)		176,082	(45,000)
P00119	Board of Trustees Concession	880003			11,000	11,000			11,000	11,000				
P00803	Concession-University Attorney	880003			2,000	2,000			2,000	2,000				
U00610	Government Relations Concession	880003			14,000	14,000			14,000	14,000				
Total President Concessions			221,082		49,500	270,582			225,582	225,582	(221,082)		176,082	(45,000)
Total President			7,495,741	556,521	8,723,711	16,775,973	7,304,445	522,535	8,864,189	16,691,169	(191,296)	(33,986)	140,478	(84,804)
RESERVES AREA														
P00102	06-07 State Salary Increase	110000	581,754	7,503	348,878	938,135	770,526	246,556	285,225	1,302,307	188,772	239,053	(63,653)	364,172
P00109	Incidental Revenue Hold	110000	14,500,000	500,000	246,556	15,246,556					(14,500,000)	(500,000)	(246,556)	(15,246,556)
P00124	Change In Mix Annual Surplus	110000	1,000,000	1,023,834	1,196,907	3,220,741	1,000,000	1,023,834	3,038,396	5,062,230			1,841,489	1,841,489
P00125	President Special Increase	110000	1,413,112	417,145	1,203,198	3,033,455	404,176	59,742	1,539,767	2,003,685	(1,008,936)	(357,403)	336,569	(1,029,770)
P00138	Incidental Trust Fund Reserve	610000	339,754		638,291	978,045			339,754	339,754	(339,754)		(298,537)	(638,291)
Total Reserves Educational & General			17,834,620	1,948,482	3,633,830	23,416,932	2,174,702	1,330,132	5,203,142	8,707,976	(15,659,918)	(618,350)	1,569,312	(14,708,956)
PROVOST'S AREA														
A00000	Academic Affairs	460000	1,354,541		75,000	1,429,541	1,327,515		75,000	1,402,515	(27,026)			(27,026)
A00001	Provost Special Projects	460000			142,500	142,500			117,500	117,500			(25,000)	(25,000)
A00003	Academic Affairs-Program	460000	109,803	17,000	93,758	220,561	109,804	17,000	70,000	196,804	1		(23,758)	(23,757)
A00004	Faculty Awards	110000			27,570	27,570			27,570	27,570				
A00008	Academic Affairs Reserve	460000	1,117,000	100,000	684,522	1,901,522			1,634,503	1,634,503	(1,117,000)	(100,000)	949,981	(267,019)
A00011	Personnel, Compensation	460000			85,000	85,000			65,000	65,000			(20,000)	(20,000)

FLORIDA ATLANTIC UNIVERSITY
2007-08 & 2008-09 BUDGET COMPARISON - ALL FUNDS
BY RESPONSIBILITY AREA & BY DEPARTMENT

Banner Index	Department Title	PCS CODE	2007-08 Budget				2008-09 Budget				VARIANCE			
			Salary & Benefits	OPS	Expense	Total	Salary & Benefits	OPS	Expense	Total	Salary & Benefits	OPS	Expense	Total
A04000	Inst.Effectiveness & Analysis	460000	695,408		37,778	733,186	695,409		37,777	733,186	1		(1)	
A08000	Provost's Holding	460000							2,427,089	2,427,089			2,427,089	2,427,089
A93000	Henderson Recharge I&R	110000			(11,000)	(11,000)			(11,000)	(11,000)				
Academic Affairs Admin			3,276,752	117,000	1,135,128	4,528,880	2,132,728	17,000	4,443,439	6,593,167	(1,144,024)	(100,000)	3,308,311	2,064,287
A00040	Dean of Undergraduate Student	460000	366,572	12,000	9,425	387,997	258,945	165,299	9,425	433,669	(107,627)	153,299		45,672
A00041	Writing Across the Writing Across the Curricul	110000	20,196	50,500	39,304	110,000	19,037	52,963	1,000	73,000	(1,159)	2,463	(38,304)	(37,000)
A00050	Florida Israel Institute	110000	46,181		3,819	50,000					(46,181)		(3,819)	(50,000)
A00051	CTES Start-up	460000	65,616		134,384	200,000	107,607	82,393	10,000	200,000	41,991	82,393	(124,384)	
A00052	R.O.T.C. Operating Account	460000							8,000	8,000			8,000	8,000
A00400	Center for Excellence in Writing - Boca	110000			111,198	111,198	20,491	91,207	2,000	113,698	20,491	91,207	(109,198)	2,500
B06001	Lower Division Honors	110000			118,116	118,116			78,116	78,116			(40,000)	(40,000)
B06003	Undergraduate Programs	110000	638,726	130,024	65,441	834,191	636,349	33,202	23,692	693,243	(2,377)	(96,822)	(41,749)	(140,948)
B06013	Student Life / Academic Enhancement	400000	380,511	74,436	42,000	496,947	417,562	29,386	25,000	471,948	37,051	(45,050)	(17,000)	(24,999)
S28002	International Programs	110000	277,699	49,128	79,655	406,482	277,700	20,480	27,155	325,335	1	(28,648)	(52,500)	(81,147)
S26000	Testing & Evaluation	510000	356,952	41,500	23,891	422,343	291,352	20,000	38,936	350,288	(65,600)	(21,500)	15,045	(72,055)
S29000	Enrollment Management	510000	151,532	50,811	57,814	260,157	153,956		17,849	171,805	2,424	(50,811)	(39,965)	(88,352)
Undergraduate Programs			2,303,985	408,399	685,047	3,397,431	2,182,999	494,930	241,173	2,919,102	(120,986)	86,531	(443,874)	(478,329)
A00005	Minority Fellowships	110000			34,000	34,000			34,000	34,000				
A00200	Graduate Studies	110000	528,854	71,049	269,283	869,186	816,568	70,000	66,946	953,514	287,714	(1,049)	(202,337)	84,328
A00205	Grad Recruit-Pres Doctoral Fellowship	110000							100,000	100,000			100,000	100,000
A00206	Grad Recruit-Provost's Fellowship	110000							100,000	100,000			100,000	100,000
S24004	Graduate Waivers - Enrollment Growth	860000			4,297,600	4,297,600							(4,297,600)	(4,297,600)
Graduate Programs			528,854	71,049	4,600,883	5,200,786	816,568	70,000	300,946	1,187,514	287,714	(1,049)	(4,299,937)	(4,013,272)
A30001	Registrar	510000	1,367,875		40,271	1,408,146	1,184,184		106,960	1,291,144	(183,691)		66,689	(117,002)
A30003	Registrar Commencement	460000			60,000	60,000			60,000	60,000				
A34000	Student Academic Support Services	510000	198,316		14,000	212,316	198,318		14,000	212,318	2			2
S24000	Student Financial Aid	510000	910,733		7,176	917,909	854,789		63,120	917,909	(55,944)		55,944	
S24001	Financial Aid - Awards	860000			3,791,056	3,791,056			3,122,713	3,122,713			(668,343)	(668,343)
S24004	Fee Waivers - Tuition Increase	860000					404,773		3,692,827	4,097,600	404,773		3,692,827	4,097,600
S24007	Need Based Financial Aid	860000							594,903	594,903			594,903	594,903
S50000	Admissions	510000	1,924,674	50,000	101,183	2,075,857	1,909,398	50,000	26,459	1,985,857	(15,276)		(74,724)	(90,000)
Registrar/FinAid/Admiss/Support			4,401,598	50,000	4,013,686	8,465,284	4,551,462	50,000	7,680,982	12,282,444	149,864		3,667,296	3,817,160
A23000	OASIS	510000	1,308,106		200,000	1,508,106	1,026,063		12,689	1,038,752	(282,043)		(187,311)	(469,354)
A50000	Library	410000	5,012,536	100,000	100,000	5,212,536	5,345,324	100,000	100,000	5,545,324	332,788			332,788
A50005	Library Materials	410000			3,698,956	3,698,956			3,042,719	3,042,719			(656,237)	(656,237)
Library			5,012,536	100,000	3,798,956	8,911,492	5,345,324	100,000	3,142,719	8,588,043	332,788		(656,237)	(323,449)
A60000	Learning Resources	430000	169,785		52,725	222,510	169,665		63,140	232,805	(120)		10,415	10,295
A60002	Online Client Services	430000	1,052,594	25,300	181,564	1,259,458	835,757	25,300	408,024	1,269,081	(216,837)		226,460	9,623
A61000	Instructional Services	430000	249,756	67,400	13,700	330,856	249,759	53,693	317,152	317,152	3	(13,707)		(13,704)
A63000	Television Eng	430000	466,339		37,101	503,440	466,343		35,101	501,444	4		(2,000)	(1,996)

FLORIDA ATLANTIC UNIVERSITY
2007-08 & 2008-09 BUDGET COMPARISON - ALL FUNDS
BY RESPONSIBILITY AREA & BY DEPARTMENT

Banner Index	Department Title	PCS CODE	2007-08 Budget				2008-09 Budget				VARIANCE			
			Salary & Benefits	OPS	Expense	Total	Salary & Benefits	OPS	Expense	Total	Salary & Benefits	OPS	Expense	Total
A64000	Television Productions	430000	414,489	48,000	5,401	467,890	414,490	43,200	4,401	462,091	1	(4,800)	(1,000)	(5,799)
D60000	Davie Learning Resources	430000	149,643	31,000	6,775	187,418	150,496	14,828	10,000	175,324	853	(16,172)	3,225	(12,094)
J60000	Learning Resources Macarthur	430000	48,528	18,094	10,398	77,020	96,628		8,198	104,826	48,100	(18,094)	(2,200)	27,806
K60001	Learning Resources Treasure Coast	430000	196,815		4,055	200,870	141,700		3,655	145,355	(55,115)		(400)	(55,515)
T60000	Fort Lauderdale Tower Downtown Learning Re	430000	40,255		4,292	44,547	40,255		5,100	45,355			808	808
University Learning Resources			2,788,204	189,794	316,011	3,294,009	2,565,093	137,021	551,319	3,253,433	(223,111)	(52,773)	235,308	(40,576)
A00201	Assoc V.P. Information Resource Mgt	610000	53,396		60,975	114,371	53,396		60,975	114,371				
A03500	Academic / Institutional Support	610000	1,310,659	55,500	204,002	1,570,161	1,388,500	45,500	263,618	1,697,618	77,841	(10,000)	59,616	127,457
A10400	University Administrative Services	610000	691,101		42,400	733,501	691,103		59,685	750,788	2		17,285	17,287
A10404	DBA - NWRDC	610000	440,327		1,800,000	2,240,327	285,579		1,400,000	1,685,579	(154,748)		(400,000)	(554,748)
A70000	Academic Computing / Inst Support	440000	430,135	121,010	255,000	806,145	433,069	61,010	319,857	813,936	2,934	(60,000)	64,857	7,791
A70001	Information Resources Management	440000	116,670		1,920,554	2,037,224	110,836		2,163,826	2,274,662	(5,834)		243,272	237,438
A70002	Software Purchases, Installation	440000	16,068		52,000	68,068	16,068		59,400	75,468			7,400	7,400
A70003	Chief Techn. Officer / Network	440000	533,068		224,001	757,069	441,609		224,001	665,610	(91,459)			(91,459)
D70001	Davie Technology Resources	440000	373,666	128,250	52,804	554,720	366,893	91,552	48,700	507,145	(6,773)	(36,698)	(4,104)	(47,575)
J70002	Computing Services - Macarthur	440000	344,114	21,406	20,000	385,520	344,116	12,806	18,000	374,922	2	(8,600)	(2,000)	(10,598)
J70004	Connectivity Lines	440000			25,771	25,771			25,771	25,771				
K70000	Computing Treasure Coast	440000	81,250	17,750	6,000	105,000	81,250	8,775	5,400	95,425		(8,975)	(600)	(9,575)
K70050	Campus Connectivity - NML	440000			25,771	25,771			25,771	25,771				
T70002	Fort Lauderdale Tower Downtown Technology	440000	128,725	31,615	24,283	184,623	128,671	22,220	27,383	178,274	(54)	(9,395)	3,100	(6,349)
Total Computing			4,519,179	375,531	4,713,561	9,608,271	4,341,090	241,863	4,702,387	9,285,340	(178,089)	(133,668)	(11,174)	(322,931)
H00001	HBOI Administration	460000				512,121			53,526	565,647	512,121		53,526	565,647
H00002	HBOI Research Administration	460000				889,073			37,900	926,973	889,073		37,900	926,973
H00003	HBOI Finance	610000				429,081			65,252	494,333	429,081		65,252	494,333
H00004	HBOI Human Resources	610000				396,383			30,700	427,083	396,383		30,700	427,083
H00005	HBOI Purchasing	610000				224,286			15,472	239,758	224,286		15,472	239,758
H00006	HBOI Marketing	610000				600,976			249,300	850,276	600,976		249,300	850,276
H00007	HBOI Facilities	610000				905,799			2,821,087	3,726,886	905,799		2,821,087	3,726,886
H00009	HBOI IRM	440000				297,700			100,800	398,500	297,700		100,800	398,500
H00010	FAU - HBOI Joint use Facility	030000				44,547			476,217	520,764	44,547		476,217	520,764
Total HBOI							4,299,966		3,850,254	8,150,220	4,299,966		3,850,254	8,150,220
Total Provost Support Units			24,139,214	1,311,773	19,463,272	44,914,259	27,261,293	1,110,814	24,925,908	53,298,015	3,122,079	(200,959)	5,462,636	8,383,756
J96000	Center for Environmental	210000	487,517		129,000	616,517					(487,517)		(129,000)	(616,517)
R94000	Vice President For Research	220000	328,879		791	329,670	302,695	12,860		315,555	(26,184)	12,860	(791)	(14,115)
R94001	Research Support Staff	220000	45,283			45,283	45,283			45,283				
Research			861,679		129,791	991,470	347,978	12,860		360,838	(513,701)	12,860	(129,791)	(630,632)
COLLEGE OF SCIENCE														
B10000	Dean Schmidt College Of Science	460000	1,006,901	27,805	44,842	1,079,548	1,082,626	11,978	18,487	1,113,091	75,725	(15,827)	(26,355)	33,543
B10002	Science - Summer	110000		100,000		100,000						(100,000)		(100,000)
B10500	Student Services	110000	366,359	19,500	10,000	395,859	361,374		10,000	371,374	(4,985)	(19,500)		(24,485)
B11000	Chemistry	110000	2,133,383	513,041	100,000	2,746,424	2,086,317	556,376	75,000	2,717,693	(47,066)	43,335	(25,000)	(28,731)

FLORIDA ATLANTIC UNIVERSITY
2007-08 & 2008-09 BUDGET COMPARISON - ALL FUNDS
BY RESPONSIBILITY AREA & BY DEPARTMENT

Banner Index	Department Title	PCS CODE	2007-08 Budget				2008-09 Budget				VARIANCE							
			Salary & Benefits	OPS	Expense	Total	Salary & Benefits	OPS	Expense	Total	Salary & Benefits	OPS	Expense	Total				
B11003	Chemistry - Thesis & Diss	110000							97,000					97,000				97,000
B11004	Chemistry - Summer	110000	44,742	74,800		119,542	30,320	64,186		94,506				(14,422)	(10,614)			(25,036)
B11005	Sui start-up	220000					5,473			5,473				5,473				5,473
B11017	CS 110194 NIE Neuropharmacology	220000					25,681	17,512		43,193				25,681	17,512			43,193
B12000	Mathematics	110000	3,585,340	698,156	48,000	4,331,496	3,629,627	749,678	48,000	4,427,305	44,287	51,522		44,287	51,522			95,809
B12004	Mathematics - Summer	110000	193,055	93,834		286,889	202,501	95,674		298,175	9,446	1,840		9,446	1,840			11,286
B13000	Physics	110000	1,825,616	382,770	30,000	2,238,386	1,740,879	478,168	30,000	2,249,047	(84,737)	95,398						10,661
B13001	Physics-Electronic Shop	110000								800							800	800
B13002	Physics-Machine Shop	110000								400							400	400
B13005	Physics Summer	110000	52,934	45,539		98,473	44,848	48,465		93,313	(8,086)	2,926						(5,160)
B14000	Biological Sciences	110000	1,686,652	1,027,286	75,000	2,788,938	1,772,476	769,579	75,000	2,617,055	85,824	(257,707)						(171,883)
B14005	Biological Sciences	110000	44,424	85,401		129,825	53,365	75,622		128,987	8,941	(9,779)						(838)
B14009	Biological Sciences Life	220000								57,000				57,000				57,000
B14200	Environmental Initiative	110000		10,500	4,000	14,500		86,130	4,000	90,130		75,630						75,630
B14300	Biotechnology	110000	206,490	-	9,000	215,490	207,500	-	9,000	216,500	1,010							1,010
B15000	Psychology	110000	2,285,740	365,364	50,000	2,701,104	2,094,277	383,365	50,000	2,527,642	(191,463)	18,001						(173,462)
B15004	Psychology - Summer	110000	55,388	65,463		120,851	54,998	64,138		119,136	(390)	(1,325)						(1,715)
B15100	Center For Complex System	220000	401,964	184,227	40,000	626,191	416,119	180,600	40,000	636,719	14,155	(3,627)						10,528
B15104	Center For Complex System	110000		14,091		14,091		26,769		26,769		12,678						12,678
B17000	Geosciences	110000	1,303,884	180,787	28,000	1,512,671	1,329,273	200,910	28,000	1,558,183	25,389	20,123						45,512
B17004	Geosciences Summer	110000	56,860	9,022		65,882	50,014	4,145		54,159	(6,846)	(4,877)						(11,723)
Total College of Science Boca			15,249,732	3,897,586	438,842	19,586,160	15,187,669	3,967,295	388,687	19,543,651	(62,063)	69,709	(50,155)					(42,509)
D01000	College of Science Dean	460000	308,931		41,001	349,932	332,160	17,000	5,000	354,160	23,229	17,000	(36,001)					4,228
D01002	Davie College of Science	110000	50,210			50,210	50,210			50,210								
D01004	Davie - COS Dean - Reserve	460000								6,546							6,546	6,546
D11100	College of Science- Chemistry -Davie	110000	79,598	24,686	6,500	110,784	79,598	15,050	2,600	97,248		(9,636)					(3,900)	(13,536)
D11102	Chemistry & Biochem Lab	110000							4,000	4,000							4,000	4,000
D11200	Davie Mathematics	110000		9,131	500	9,631			500	500		(9,131)						(9,131)
D11201	Davie Mathematics Summer	110000		5,000		5,000						(5,000)						(5,000)
D11401	College of Science Biological Science	110000	738,451	169,245	55,000	962,696	793,029	146,859	55,000	994,888	54,578	(22,386)						32,192
D11402	College of Science Biological Science	110000		65,500		65,500			15,000	15,000		(65,500)	15,000					(50,500)
D11403	Davie Bio Sciences Summer	110000	36,254	22,991		59,245	49,696	17,721		67,417	13,442	(5,270)						8,172
D11407	Davie - COS Greenhouse	110000	66,950		19,242	86,192	66,950		20,000	86,950			758					758
D17000	Davie Geology / Geography	110000		4,565		4,565		4,565		4,565								
D24001	College of Science Psychology - Davie	110000	834,573	137,006	32,000	1,003,579	854,054	129,961	32,000	1,016,015	19,481	(7,045)						12,436
D24003	Davie Psychology Summer	110000	39,330	24,357		63,687	36,313	28,891		65,204	(3,017)	4,534						1,517
Total College of Science Davie			2,154,297	462,481	154,243	2,771,021	2,262,010	360,047	140,646	2,762,703	107,713	(102,434)	(13,597)					(8,318)
K11400	Biology - Treasure Coast Campus	110000	165,987		141,624	307,611	90,272	21,740	196,953	308,965	(75,715)	21,740	55,329					1,354
K19000	Marine Science Partnership	110000	68,918	13,170	418,156	500,244	68,919	250,000	156,325	475,244	1	236,830	(261,831)					(25,000)
Total College of Science Treasure Coast			234,905	13,170	559,780	807,855	159,191	271,740	353,278	784,209	(75,714)	258,570	(206,502)					(23,646)
J15000	Psychology Department-Jupiter	110000	242,569	80,685	20,000	343,254	157,357	38,000	9,842	205,199	(85,212)	(42,685)						(138,055)
J96000	Center for Environmental	210000					487,522		95,088	582,610	487,522						95,088	582,610
Total College of Science Jupiter			242,569	80,685	20,000	343,254	644,879	38,000	104,930	787,809	402,310	(42,685)	84,930					444,555
Total College of Science			17,881,503	4,453,922	1,172,865	23,508,290	18,253,749	4,637,082	987,541	23,878,372	372,246	183,160	(185,324)					370,082
COLLEGE OF BIOMEDICAL SCIENCE																		

FLORIDA ATLANTIC UNIVERSITY
2007-08 & 2008-09 BUDGET COMPARISON - ALL FUNDS
BY RESPONSIBILITY AREA & BY DEPARTMENT

Banner Index	Department Title	PCS CODE	2007-08 Budget				2008-09 Budget				VARIANCE			
			Salary & Benefits	OPS	Expense	Total	Salary & Benefits	OPS	Expense	Total	Salary & Benefits	OPS	Expense	Total
B18000	Biomedical Science	110000	5,531,504			5,531,504	1,080,050	25,000	72,793	1,177,843	(4,451,454)	25,000	72,793	(4,353,661)
B18001	Med School Partnership	110000	1,406,621	71,015	4,617,378	6,095,014	950,513		3,350,529	4,301,042	(456,108)	(71,015)	(1,266,849)	(1,793,972)
B18003	Dean Bio Med Control Account	110000							3,300,000	3,300,000			3,300,000	3,300,000
B18010	Biomedical Science - Student Affair	110000					120,474		11,000	131,474	120,474		11,000	131,474
B18011	Biomedical Sci -Facilities/Research	110000							135,000	135,000			135,000	135,000
B18013	Biomedical Science - Gross Anatomy	110000							15,000	15,000			15,000	15,000
B18014	Biomedical Sci -Medical Education	110000					216,557		30,000	246,557	216,557		30,000	246,557
B18015	Biomedical Science - Pathology	110000							5,000	5,000			5,000	5,000
B18016	Biomedical Science - I.T.	440000					382,666	20,000	15,000	417,666	382,666	20,000	15,000	417,666
B18100	Biomedical Science - Basic Science	110000					2,162,349	300,000	35,000	2,497,349	2,162,349	300,000	35,000	2,497,349
B18200	Biomed - Clinical Science & Med Ed	110000					1,763,219	65,000	25,000	1,853,219	1,763,219	65,000	25,000	1,853,219
Total College of Biomedical Science			6,938,125	71,015	4,617,378	11,626,518	6,675,828	410,000	6,994,322	14,080,150	(262,297)	338,985	2,376,944	2,453,632
COLLEGE OF ARTS & LETTERS														
B30000	Dean-Arts And Letters	460000	1,041,328	50,000	60,000	1,151,328	1,029,175	40,000	50,000	1,119,175	(12,153)	(10,000)	(10,000)	(32,153)
B30001	Ritter Art Gallery	460000	91,191	25,000	15,000	131,191	91,192	25,000	15,000	131,192	1			1
B30004	Dean's Reserve Account	110000	398,000	868,957	70,000	1,336,957	334,545	487,571	50,000	872,116	(63,455)	(381,386)	(20,000)	(464,841)
B30005	Arts & Humanities - Summer	110000		4,255		4,255						(4,255)		(4,255)
B30021	DSF A&L Computing	440000	252,727	20,000	10,000	282,727	248,828	20,000	10,000	278,828	(3,899)			(3,899)
B30100	Ph.D.In Comparative Stud	110000	86,670	420,000	13,000	519,670		420,000	13,000	433,000	(86,670)			(86,670)
B30500	Public Affairs	320000	88,482	44,230	13,590	146,302	129,043	8,200	14,790	152,033	40,561	(36,030)	1,200	5,731
B30600	Center for Interdisciplinary	110000	49,611	16,500	15,000	81,111	49,612			49,612	1	(16,500)	(15,000)	(31,499)
B30700	School of the Arts	110000	182,878	18,000	32,000	232,878	182,879	18,000	32,000	232,879	1			1
B31000	Visual Arts & Art History	110000	1,118,863	193,385	27,750	1,339,998	1,124,165	193,385	27,750	1,345,300	5,302			5,302
B31001	Art Department - Summer	110000	49,063	10,776		59,839	36,165	4,860		41,025	(12,898)	(5,916)		(18,814)
B31100	Anthropology	110000	690,243	88,740	16,500	795,483	695,973	96,740	17,430	810,143	5,730	8,000	930	14,660
B31101	Anthropology-Summer	110000	10,982	6,606		17,588	14,792	2,821		17,613	3,810	(3,785)		25
B31103	CS 311017 UWF Anthropology	320000	12,425			12,425	12,567			12,567	142			142
B32000	Music	110000	1,158,271	342,180	37,100	1,537,551	1,214,968	345,046	37,100	1,597,114	56,697	2,866		59,563
B32001	Music - Summer	110000	16,713	3,376		20,089	21,605	2,603		24,208	4,892	(773)		4,119
B32002	University Band	110000	83,864	33,000	120,241	237,105	83,865	45,000	108,241	237,106	1	12,000	(12,000)	1
B33000	Theatre	110000	851,531	147,970	15,300	1,014,801	850,164	147,970	15,300	1,013,434	(1,367)			(1,367)
B33001	Theatre Lab	110000			10,000	10,000			10,000	10,000				
B33004	Theater - Summer	110000	37,018			37,018	45,889			45,889	8,871			8,871
B33100	Communication	110000	1,244,266	183,805	30,260	1,458,331	1,145,683	183,805	30,260	1,359,748	(98,583)			(98,583)
B33101	Communication - Summer	110000	17,702	3,636		21,338	37,542	3,224		40,766	19,840	(412)		19,428
B34000	History	110000	957,977	75,235	23,750	1,056,962	1,153,073	109,235	23,750	1,286,058	195,096	34,000		229,096
B34001	History - Summer	110000	30,766	9,400		40,166	36,015	4,910		40,925	5,249	(4,490)		759
B34100	Political Science	110000	826,214	61,415	14,000	901,629	834,763	61,415	14,000	910,178	8,549			8,549
B34101	Political Science-Summer	110000	17,434			17,434	25,974			25,974	8,540			8,540
B35000	Languages & Linguistics	110000	1,539,924	327,480	31,100	1,898,504	1,714,968	337,445	31,100	2,083,513	175,044	9,965		185,009
B35001	Languages & Linguistics	110000	70,107	11,635		81,742	66,201	12,575		78,776	(3,906)	940		(2,966)
B35100	Sociology	110000	754,557	93,830	16,100	864,487	794,918	119,330	16,100	930,348	40,361	25,500		65,861
B35101	Sociology-Summer	110000	34,866			34,866	27,056			27,056	(7,810)			(7,810)
B36000	English	110000	2,341,686	508,220	33,100	2,883,006	2,397,026	563,965	33,100	2,994,091	55,340	55,745		111,085
B36001	English - Summer	110000	57,249	19,569		76,818	61,649	12,495		74,144	4,400	(7,074)		(2,674)

FLORIDA ATLANTIC UNIVERSITY
2007-08 & 2008-09 BUDGET COMPARISON - ALL FUNDS
BY RESPONSIBILITY AREA & BY DEPARTMENT

Banner Index	Department Title	PCS CODE	2007-08 Budget				2008-09 Budget				VARIANCE			
			Salary & Benefits	OPS	Expense	Total	Salary & Benefits	OPS	Expense	Total	Salary & Benefits	OPS	Expense	Total
B37000	Philosophy	110000	653,626	42,985	10,000	706,611	665,163	42,985	10,000	718,148	11,537			11,537
B37001	Philosophy - Summer	110000	12,260	5,454		17,714	23,293			23,293	11,033	(5,454)		5,579
B38000	Women's Studies	110000	217,766	40,720	10,000	268,486	218,807	40,720	10,000	269,527	1,041			1,041
B39100	Judaic Studies	110000	271,345	3,800	4,000	279,145	271,346		4,000	275,346	1	(3,800)		(3,799)
Total College of Arts & Letters Boca			15,267,605	3,680,159	627,791	19,575,555	15,638,904	3,349,300	572,921	19,561,125	371,299	(330,859)	(54,870)	(14,430)
D30001	Davie Arts and Letters	460000	368,411	5,000	30,000	403,411	271,391	5,000	20,000	296,391	(97,020)		(10,000)	(107,020)
D30004	Davie A& L Dean - Reserve	460000		143,884		143,884		89,042		89,042		(54,842)		(54,842)
D31000	Davie A & L Art	110000		30,315	1,000	31,315		87,841		87,841		57,526	(1,000)	56,526
D31001	A&L Art Davie Summer	110000		2,748		2,748		2,800		2,800		52		52
D32001	Chamber Soloists	460000			23,135	23,135			23,135	23,135				
D32002	A&L Music Davie Summer	110000	6,622			6,622	11,245			11,245	4,623			4,623
D33000	Davie A & L Communications	110000	358,031	81,255	18,430	457,716	421,126	109,660	18,430	549,216	63,095	28,405		91,500
D33101	A&L Communications	110000	27,341	5,889		33,230	8,331			8,331	(19,010)	(5,889)		(24,899)
D34000	Davie A & L History	110000	195,697	29,090	3,500	228,287	212,651	29,030	3,500	245,181	16,954	(60)		16,894
D34001	Davie A & L Political Science	110000	291,260	54,240	5,000	350,500	291,262	54,240	5,000	350,502	2			2
D34002	A&L Political Science	110000		6,870		6,870						(6,870)		(6,870)
D34003	A&L History Davie	110000		5,888		5,888						(5,888)		(5,888)
D35000	Davie A & L Sociology	110000	347,329	28,260	5,000	380,589	354,284	28,260	5,000	387,544	6,955			6,955
D35101	A&L Sociology Davie Summer	110000	4,890			4,890	11,085			11,085	6,195			6,195
D36000	Davie A & L English	110000	663,484	78,900	8,000	750,384	651,551	36,525	8,000	696,076	(11,933)	(42,375)		(54,308)
D36001	A&L English Davie Summer	110000	6,440	4,711		11,151	15,781	4,165		19,946	9,341	(546)		8,795
D38000	Davie Women's Study	110000						6,087		6,087		6,087		6,087
Total College of Arts & Letters Davie			2,269,505	477,050	94,065	2,840,620	2,248,707	452,650	83,065	2,784,422	(20,798)	(24,400)	(11,000)	(56,198)
T01000	Tower Center Electronic Communications	320000	250,958	196,727	65,000	512,685	200,714		2,084	202,798	(50,244)	(196,727)	(62,916)	(309,887)
T30001	Dean's Office - Tower Campus	460000					28,125			28,125				28,125
T31001	Dept Visual Art History	110000	347,121	78,199	9,100	434,420	351,337		3,000	354,337	4,216	(78,199)	(6,100)	(80,083)
T33100	Communications - Tower Campus	110000					126,082			126,082	126,082			126,082
Total College of Arts & Letters Fort Lauderdale Tower			598,079	274,926	74,100	947,105	706,258		5,084	711,342	108,179	(274,926)	(69,016)	(235,763)
K31010	Dean College of Arts	110000		89,635		89,635		30,509		30,509		(59,126)		(59,126)
K32000	Music-Treasure Coast	110000		6,090		6,090		6,090		6,090				
K33000	Theater/Arts-Treasure Coast							3,239		3,239		3,239		3,239
K33100	Communications -Treasure	110000	2,815	9,245	250	12,310		7,295		7,295	(2,815)	(1,950)	(250)	(5,015)
K36000	English - Treasure Coast - summer						13,927			13,927				13,927
K36001	English - Treasure Coast	110000		17,648	500	18,148		7,167		7,167		(10,481)	(500)	(10,981)
Total College of Arts & Letters Treasure Coast			2,815	122,618	750	126,183	13,927	54,300		68,227	11,112	(68,318)	(750)	(57,956)
J33100	Communications-Jupiter	110000	142,192		625	142,817	141,867	6,758	2,000	150,625	(325)	6,758	1,375	7,808
J34000	History Department-Jupiter	110000	193,346		625	193,971	193,347		2,500	195,847	1		1,875	1,876
J34100	Political Science-Jupiter	110000	191,539		625	192,164	191,540		2,000	193,540	1		1,375	1,376
J36000	English & Comparative	110000	168,327		687	169,014	214,192	7,000	3,100	224,292	45,865	7,000	2,413	55,278
Total College of Arts & Letters Jupiter			695,404		2,562	697,966	740,946	13,758	9,600	764,304	45,542	13,758	7,038	66,338
Total College of Arts & Letters			18,833,408	4,554,753	799,268	24,187,429	19,348,742	3,870,008	670,670	23,889,420	515,334	(684,745)	(128,598)	(298,009)
COLLEGE OF BUSINESS														
B40000	Dean, College Of Business	460000	1,942,665		123,448	2,066,113	1,604,064	100,000	326,140	2,030,204	(338,601)	100,000	202,692	(35,909)
B40002	Internet Coast	400000	52,507		7,500	60,007	54,600		7,500	62,100	2,093			2,093

FLORIDA ATLANTIC UNIVERSITY
2007-08 & 2008-09 BUDGET COMPARISON - ALL FUNDS
BY RESPONSIBILITY AREA & BY DEPARTMENT

Banner Index	Department Title	PCS CODE	2007-08 Budget				2008-09 Budget				VARIANCE			
			Salary & Benefits	OPS	Expense	Total	Salary & Benefits	OPS	Expense	Total	Salary & Benefits	OPS	Expense	Total
B40003	Undergraduate Studies	400000	521,103		20,000	541,103	470,101		21,000	491,101	(51,002)		1,000	(50,002)
B40004	Master Studies	400000	373,164		7,500	380,664	486,113		5,500	491,613	112,949		(2,000)	110,949
B40005	Small Business Development	320000	65,477			65,477	65,477			65,477				
B40010	SBDC Shadow Account	220000	181,675			181,675	202,638			202,638	20,963			20,963
B40019	PTAC 05-06 Fund 420135	320000	41,808			41,808	41,808			41,808				
B40020	Graduate Business Community	320000			7,500	7,500			2,500	2,500			(5,000)	(5,000)
B40200	Graduate Bus Communication Program	110000			10,000	10,000			10,000	10,000				
B41000	Accounting	110000	1,760,335		30,000	1,790,335	1,974,938		50,000	2,024,938	214,603		20,000	234,603
B43000	Mgmt-Int'L Business	110000	1,825,500		30,000	1,855,500	1,927,283		40,000	1,967,283	101,783		10,000	111,783
B43100	Industry Studies	110000	1,433,157		30,000	1,463,157	1,306,484		30,000	1,336,484	(126,673)			(126,673)
B44000	Decision & Info. Systems	110000	1,619,321		30,000	1,649,321	1,545,606		35,000	1,580,606	(73,715)		5,000	(68,715)
B45000	Finance & Real Estate	110000	1,507,696		20,000	1,527,696	1,534,559		30,000	1,564,559	26,863		10,000	36,863
B46000	Marketing	110000	699,127		20,000	719,127	681,790		21,000	702,790	(17,337)		1,000	(16,337)
B47000	Economics Business	110000	1,473,503		30,000	1,503,503	1,385,274		38,000	1,423,274	(88,229)		8,000	(80,229)
B95000	Small Business Development Center	210000	51,446			51,446	51,446			51,446				
Total College of Business Boca			13,548,484		365,948	13,914,432	13,332,182	100,000	616,640	14,048,822	(216,302)	100,000	250,692	134,390
D22500	Davie Student Counseling Business	510000	113,631			113,631				(113,631)				(113,631)
D40000	Davie College Of Business	110000	330,517	6,459	79,299	416,275	476,484	10,000	284,219	770,703	145,967	3,541	204,920	354,428
D40002	Davie Business Reserve	110000	393,421			393,421				(393,421)				(393,421)
D40100	Davie Business Travel	110000			24,000	24,000							(24,000)	(24,000)
D41000	Davie Accounting	110000	197,589	58,131	2,000	257,720	193,704	100,000	8,000	301,704	(3,885)	41,869	6,000	43,984
D43000	Davie Mgmt Mkt Internal	110000	232,084	38,754	5,000	275,838	347,129	50,000	10,000	407,129	115,045	11,246	5,000	131,291
D43100	Davie Ind Studies Health	110000	331,518	58,131	2,000	391,649	169,194	60,000	7,000	236,194	(162,324)	1,869	5,000	(155,455)
D44000	Davie Decision Info System	110000	125,769	58,131	2,000	185,900	112,906	60,000	5,000	177,906	(12,863)	1,869	3,000	(7,994)
D45000	Davie Finance And Real Estate	110000	424,521	38,754	2,000	465,275	513,097	50,000	9,000	572,097	88,576	11,246	7,000	106,822
D46000	Davie Marketing	110000	138,352	58,131	1,500	197,983	138,667	130,000	7,000	275,667	315	71,869	5,500	77,684
D47000	Davie Economics	110000	107,014	25,836	1,500	134,350	107,559	30,000	5,000	142,559	545	4,164	3,500	8,209
Total College of Business Davie			2,394,416	342,327	119,299	2,856,042	2,058,741	490,000	335,219	2,883,960	(335,675)	147,673	215,920	27,918
T22500	Tower Student Counseling business	510000	69,198		11	69,209				(69,198)			(11)	(69,209)
T40000	Tower College Of Business	110000	260,725	40,000	302,432	603,157	300,072	100,000	1,076,573	1,476,645	39,347	60,000	774,141	873,488
T40001	Tower College Of Business	110000	380,730			380,730				(380,730)				(380,730)
T40100	Tower Business Travel	110000			30,000	30,000							(30,000)	(30,000)
T40200	Tower Business Masters	110000							2,500	2,500			2,500	2,500
T40300	Tower Business PhD Program	110000			5,000	5,000			1,500	1,500			(3,500)	(3,500)
T41000	Tower Accounting	110000	668,713	150,000	5,000	823,713	662,569	150,000	17,000	829,569	(6,144)		12,000	5,856
T43000	Tower Mgmt Mkt Internal	110000	432,191	180,000	6,000	618,191	333,175	180,000	6,000	519,175	(99,016)			(99,016)
T43001	US Brazil Bus School 430034	320000	18,135			18,135				(18,135)				(18,135)
T43100	Tower Ind Studies Health	110000	283,094	30,000	52,000	365,094	112,091	30,000	40,000	182,091	(171,003)		(12,000)	(183,003)
T44000	Tower Decision & Info System	110000	361,968	50,000	5,000	416,968	361,821	50,000	6,000	417,821	(147)		1,000	853
T45000	Tower Finance And Real Estate	110000	246,920	275,000	2,000	523,920	254,037	200,000	6,000	460,037	7,117	(75,000)	4,000	(63,883)
T46000	Tower Marketing	110000	497,930	80,000	7,500	585,430	480,928	80,000	15,000	575,928	(17,002)		7,500	(9,502)
T47000	Tower Economics	110000			1,500	1,500			2,000	2,000			500	500
Total College of Business Fort Lauderdale Tower			3,219,604	805,000	416,443	4,441,047	2,504,693	790,000	1,172,573	4,467,266	(714,911)	(15,000)	756,130	26,219
K40000	Dean College of Business	110000		250,000	265,233	515,233		250,000	137,987	387,987			(127,246)	(127,246)
K41000	Accounting Treasure Coast	110000	345,830	25,836	6,000	377,666	504,469	25,000	7,500	536,969	158,639	(836)	1,500	159,303
K43000	Mgmt-International Business	110000	349,598	25,836	6,000	381,434	394,795	25,000	6,000	425,795	45,197	(836)		44,361

FLORIDA ATLANTIC UNIVERSITY
2007-08 & 2008-09 BUDGET COMPARISON - ALL FUNDS
BY RESPONSIBILITY AREA & BY DEPARTMENT

Banner Index	Department Title	PCS CODE	2007-08 Budget				2008-09 Budget				VARIANCE			
			Salary & Benefits	OPS	Expense	Total	Salary & Benefits	OPS	Expense	Total	Salary & Benefits	OPS	Expense	Total
K43100	Health Admin.-Treasure	110000	3,253	19,377	5,000	27,630		5,000	3,000	8,000	(3,253)	(14,377)	(2,000)	(19,630)
K44000	COB Decision & Info-Jupiter	110000	159,869	19,377	5,000	184,246	160,013	15,000	3,000	178,013	144	(4,377)	(2,000)	(6,233)
K45000	Finance & Real Estate-Treasure	110000	176,151	25,836	5,000	206,987	160,785	5,000	3,000	168,785	(15,366)	(20,836)	(2,000)	(38,202)
K45001	Finance & Real Estate-Treasure Expansion	110000	57,110			57,110	63,480			63,480	6,370			6,370
K46000	Marketing-Treasure Coast	110000	114,473	25,836	5,000	145,309	126,329	20,000	3,000	149,329	11,856	(5,836)	(2,000)	4,020
K47000	Economics-Treasure Coast	110000		19,377	5,000	24,377		5,000	3,000	8,000		(14,377)	(2,000)	(16,377)
K47001	Economics-Treasure Coast Expansion	110000	69,801			69,801	69,801			69,801				
K48001	Business Law Treasure Coast	110000	57,110			57,110	60,295			60,295	3,185			3,185
Total College of Business Treasure Coast			1,333,195	411,475	302,233	2,046,903	1,539,967	350,000	166,487	2,056,454	206,772	(61,475)	(135,746)	9,551
J40000	Dean College Of Business	110000	355,348	258,360	262,946	876,654			472,234	472,234	(355,348)	(258,360)	209,288	(404,420)
J40200	Graduate Business	110000	20,322		3,000	23,322	20,323		2,000	22,323	1		(1,000)	(999)
J41000	Accounting Jupiter	110000	76,146	77,508	4,000	157,654	76,146		3,000	79,146		(77,508)	(1,000)	(78,508)
J43001	Management Int Business	110000	13,246	41,984	4,000	59,230	9,117		4,000	13,117	(4,129)	(41,984)		(46,113)
J43100	Health Admin-Jupiter	110000		41,984	2,000	43,984	3,185		2,000	5,185	3,185	(41,984)		(38,799)
J44000	Decision & Information	460000	380,540	29,066	4,000	413,606	182,752		5,000	187,752	(197,788)	(29,066)	1,000	(225,854)
J45001	Finance, Insurance	110000	162,620	22,607	5,000	190,227	146,214		6,500	152,714	(16,406)	(22,607)	1,500	(37,513)
J46000	Department Of Marketing	110000	196,264	77,508	5,000	278,772	284,829		7,000	291,829	88,565	(77,508)	2,000	13,057
J47000	Economics-Jupiter	110000	48,752	22,607	6,000	77,359			2,000	2,000	(48,752)	(22,607)	(4,000)	(75,359)
Total College of Business Jupiter			1,253,238	571,624	295,946	2,120,808	722,566		503,734	1,226,300	(530,672)	(571,624)	207,788	(894,508)
Total College of Business			21,748,937	2,130,426	1,499,869	25,379,232	20,158,148	1,730,000	2,794,653	24,682,801	(1,590,789)	(400,426)	1,294,784	(696,431)
COLLEGE OF EDUCATION														
B50000	Dean College Of Education	460000	1,007,440	73,000	70,361	1,150,801	808,352	65,000	90,000	963,352	(199,088)	(8,000)	19,639	(187,449)
B50001	College Of Education-NCATE	110000		5,000	5,000	10,000						(5,000)	(5,000)	(10,000)
B50003	Technology Support	110000	187,925	25,000	10,000	222,925	190,435	30,000	10,000	230,435	2,510	5,000		7,510
B50006	Dean College Of Education Summer	110000		152,813		152,813		384,021		384,021		231,208		231,208
B50013	Center Early Childhood Education	220000	4,000			4,000	4,001			4,001	1			1
B51000	Office For Student Service	400000	649,572	5,000	45,000	699,572	663,159	25,000	40,500	728,659	13,587	20,000	(4,500)	29,087
B53000	Counselor Education	110000	710,927	99,000	30,000	839,927	548,268	140,000	27,000	715,268	(162,659)	41,000	(3,000)	(124,659)
B54100	Communications Disorders	110000	616,413	86,500	15,000	717,913	619,073	112,300	13,500	744,873	2,660	25,800	(1,500)	26,960
B54200	Dept ESHP	110000	60,337	108,000	3,000	171,337	60,337	105,000	2,700	168,037		(3,000)	(300)	(3,300)
B55000	Exceptional Student Education	110000	778,773	14,500	20,000	813,273	715,681	50,000	18,000	783,681	(63,092)	35,500	(2,000)	(29,592)
B55007	Center Early Childhood Ed	220000	81,329			81,329	77,642	1,200		78,842	(3,687)	1,200		(2,487)
B56000	Educational Leadership	110000	932,206	76,000	25,000	1,033,206	871,605	90,000	22,500	984,105	(60,601)	14,000	(2,500)	(49,101)
B56100	Eminent Scholar-Comm. Ed	110000	16,498			16,498					(16,498)			(16,498)
B57000	Educational Technology	110000	575,048	90,000	17,000	682,048	413,410	100,000	15,500	528,910	(161,638)	10,000	(1,500)	(153,138)
B58000	Department Of Teacher Ed	110000	2,004,350	228,000	50,000	2,282,350	913,214	270,000	35,000	1,218,214	(1,091,136)	42,000	(15,000)	(1,064,136)
B58001	Teacher Education Control	110000					884,166	135,000	14,000	1,033,166	884,166	135,000	14,000	1,033,166
B59000	Holocaust Project	110000	83,924	8,000	8,000	99,924	83,925	7,000	7,500	98,425	1	(1,000)	(500)	(1,499)
Total College of Education Boca			7,708,742	970,813	298,361	8,977,916	6,853,267	1,514,521	296,200	8,663,988	(855,475)	543,708	(2,161)	(313,928)
D22600	Davie Student Academic Education	510000	45,839			45,839	46,127			46,127	288			288
D50001	Davie College Of Education	110000	326,990	35,000	35,000	396,990	280,159	31,000	25,000	336,159	(46,831)	(4,000)	(10,000)	(60,831)
D50003	Davie Education Reserve	110000		878,815		878,815		396,015		396,015		(482,800)		(482,800)
D50007	Digital Education Teacher	110000			5,000	5,000			4,500	4,500			(500)	(500)
D51000	Davie Education Student	110000	180,010	10,000	15,000	205,010	52,766	8,000	14,000	74,766	(127,244)	(2,000)	(1,000)	(130,244)
D53000	Davie Counselor Education	110000	197,950	7,500	2,500	207,950	195,208	20,000	2,000	217,208	(2,742)	12,500	(500)	9,258

FLORIDA ATLANTIC UNIVERSITY
2007-08 & 2008-09 BUDGET COMPARISON - ALL FUNDS
BY RESPONSIBILITY AREA & BY DEPARTMENT

Banner Index	Department Title	PCS CODE	2007-08 Budget				2008-09 Budget				VARIANCE			
			Salary & Benefits	OPS	Expense	Total	Salary & Benefits	OPS	Expense	Total	Salary & Benefits	OPS	Expense	Total
D54200	Davie Exercise Science	110000	834,626	67,000	30,000	931,626	706,820	100,000	28,000	834,820	(127,806)	33,000	(2,000)	(96,806)
D55000	Davie Exceptional Education	110000	258,576		4,000	262,576	257,157	10,000	5,000	272,157	(1,419)	10,000	1,000	9,581
D56000	Davie Education Leadership	110000	403,338	68,000	6,000	477,338	399,462	65,000	5,400	469,862	(3,876)	(3,000)	(600)	(7,476)
D57000	Davie Educational Techno	110000	170,451	58,000	3,000	231,451	166,801	60,000	3,000	229,801	(3,650)	2,000		(1,650)
D58000	Davie Elementary Education	110000	792,616	274,000	15,000	1,081,616	704,668	274,000	10,000	988,668	(87,948)		(5,000)	(92,948)
D58001	Davie Teacher Education Other	110000					397,682	55,000	3,000	455,682	397,682	55,000	3,000	455,682
D58200	Davie Teacher Leadership	110000	62,043	107,000	50,000	219,043	62,043	5,000	50,000	117,043		(102,000)		(102,000)
Total College of Education Davie			3,272,439	1,505,315	165,500	4,943,254	3,268,894	1,024,015	149,900	4,442,809	(3,545)	(481,300)	(15,600)	(500,445)
K50002	Education Treasure Coast	110000	198,451	3,500	16,000	217,951	205,700	5,000	15,000	225,700	7,249	1,500	(1,000)	7,749
K50004	FAU Charter School	110000	111,172			111,172	111,172			111,172				
K50006	COE FIAT Initiative TREASURE COAST CAMPUS	110000	84,690		7,255	91,945	86,661		3,000	89,661	1,971		(4,255)	(2,284)
K51000	OASS Treasure Coast	110000	121,409	13,000	5,000	139,409	124,521	8,000	4,500	137,021	3,112	(5,000)	(500)	(2,388)
K53000	Counselor Education-Treasure Coast	110000	103,600	-	3,000	106,600	108,950	5,000	2,700	116,650	5,350	5,000	(300)	10,050
K54200	Exercise Science & Wellness	110000		8,000		8,000		8,000		8,000				
K55000	Exceptional Student Education	110000	77,735	2,000	3,000	82,735	82,070	7,000	2,700	91,770	4,335	5,000	(300)	9,035
K56001	Ed Leadership-TREASURE COAST CAMPUS	110000	197,586	33,000	4,500	235,086	194,623	30,000	4,000	228,623	(2,963)	(3,000)	(500)	(6,463)
K57000	Educational Foundations	110000		15,000	500	15,500		14,500	600	15,100		(500)	100	(400)
K58000	Teacher Ed-T.Coast-Summer	110000					7,367	26,000	2,500	35,867	7,367	26,000	2,500	35,867
K58001	Teacher Education-Treasure	110000	176,712	70,000	5,500	252,212	106,786	75,000	10,000	191,786	(69,926)	5,000	4,500	(60,426)
K59000	COE Summer Reserve TREASURE COAST CAMP	110000		50,000		50,000		68,043		68,043		18,043		18,043
Total College of Education Treasure Coast			1,071,355	194,500	44,755	1,310,610	1,027,850	246,543	45,000	1,319,393	(43,505)	52,043	245	8,783
J50004	College Of Education Jupiter	460000	104,633	25,000	25,000	154,633	109,569	8,000	22,000	139,569	4,936	(17,000)	(3,000)	(15,064)
J50006	COE/ Summer Reserve	110000		274,428		274,428		297,667		297,667		23,239		23,239
J51000	Office of Student Service	400000	53,300	1,000	4,000	58,300	53,300	1,000	6,200	60,500			2,200	2,200
J53000	Counselor Education-Jupiter	110000	69,496	8,000	2,000	79,496	66,680	5,000	1,800	73,480	(2,816)	(3,000)	(200)	(6,016)
J54100	Communication Disorders	110000		2,000		2,000		4,000		4,000		2,000		2,000
J54200	Exercise Science, Wellness	110000		6,600		6,600		5,100		5,100		(1,500)		(1,500)
J55001	Exceptional Student Education	110000	218,938	4,000	4,000	226,938	167,451	20,000	3,700	191,151	(51,487)	16,000	(300)	(35,787)
J56001	Ed Leadership Jupiter. Enroll	110000	80,979	31,200	6,000	118,179	100,813	25,000	4,000	129,813	19,834	(6,200)	(2,000)	11,634
J57001	Ed Tech/Research	110000	67,685	11,000	2,000	80,685	67,685	12,000	1,800	81,485		1,000	(200)	800
J58000	Teacher Ed-Jupiter-Summer	110000					82,922	16,000	5,000	103,922	82,922	16,000	5,000	103,922
J58001	Teacher Education-Jupiter	110000	678,892	110,000	7,000	795,892	463,746	70,000	11,000	544,746	(215,146)	(40,000)	4,000	(251,146)
Total College of Education Jupiter			1,273,923	473,228	50,000	1,797,151	1,112,167	463,767	55,500	1,631,434	(161,756)	(9,461)	5,500	(165,717)
Total College of Education			13,326,459	3,143,856	558,616	17,028,931	12,262,178	3,248,846	546,600	16,057,624	(1,064,281)	104,990	(12,016)	(971,307)
COLLEGE OF ENGINEERING														
B60000	Dean Col Of Engineering	460000	1,708,844	65,000	75,000	1,848,844	1,648,595	50,518	62,000	1,761,113	(60,249)	(14,482)	(13,000)	(87,731)
B60003	Engineering-Special Project	110000			113,441	113,441			222,089	222,089			108,648	108,648
B60004	Engineering Co-Op Program	110000	22,750	15,000	10,000	47,750	45,500	10,000	5,000	60,500	22,750	(5,000)	(5,000)	12,750
B60012	Dean Enhancement	110000	121,055		10,000	131,055	45,500		10,000	55,500	(75,555)			(75,555)
B60100	Minority Pre-Collegiate	110000	296,075		20,000	316,075	225,957		10,000	235,957	(70,118)		(10,000)	(80,118)
B61000	Ocean Engineering	110000	1,027,218	28,363		1,055,581	996,207	8,254	20,727	1,025,188	(31,011)	8,254	(7,636)	(30,393)
B61003	Ocean Engineering - Summer	110000	13,586			13,586	18,212			18,212	4,626			4,626
B62000	Electrical Engineering	110000	1,901,815	22,805	33,000	1,957,620	1,888,600	17,808	30,000	1,936,408	(13,215)	(4,997)	(3,000)	(21,212)
B62002	Electrical Engineering	110000	87,056			87,056	37,166			37,166	(49,890)			(49,890)
B62500	Imaging Technology Center	110000	508,937		(152,851)	356,086	258,677			258,677	(250,260)		152,851	(97,409)

FLORIDA ATLANTIC UNIVERSITY
2007-08 & 2008-09 BUDGET COMPARISON - ALL FUNDS
BY RESPONSIBILITY AREA & BY DEPARTMENT

Banner Index	Department Title	PCS CODE	2007-08 Budget				2008-09 Budget				VARIANCE			
			Salary & Benefits	OPS	Expense	Total	Salary & Benefits	OPS	Expense	Total	Salary & Benefits	OPS	Expense	Total
B63000	Mechanical Engineering	110000	1,860,533	10,000	30,369	1,900,902	1,727,157	10,000	30,560	1,767,717	(133,376)		191	(133,185)
B63002	Mechanical Engineering	110000	51,954			51,954	39,353			39,353	(12,601)			(12,601)
B65000	Civil Engineering	110000	1,244,249	20,884	20,000	1,285,133	1,194,012	33,121	20,000	1,247,133	(50,237)	12,237		(38,000)
B65002	Civil Engineering - Summer	110000	32,821			32,821	56,746			56,746	23,925			23,925
B67000	Computer Science And Eng	110000	2,446,378	54,579	30,000	2,530,957	2,399,453	49,530	30,000	2,478,983	(46,925)	(5,049)		(51,974)
B67002	Computer Science & Eng	110000	131,388			131,388	41,000			41,000	(90,388)			(90,388)
B67008	Acquisition NUMA Based	220000	14,058			14,058	14,059			14,059	1			1
B67009	Cost Share for 1670-234-42 NSF	320000	140,415			140,415	140,415			140,415				
Total College of Engineering Boca			11,609,132	188,268	217,322	12,014,722	10,776,609	179,231	440,376	11,396,216	(832,523)	(9,037)	223,054	(618,506)
D60001	Davie Engineering Dean Control	460000	38,974			38,974	38,975			38,975	1			1
D67000	Davie Computer Engineering	110000	610,204	30,000	12,000	652,204	599,145	25,000	10,000	634,145	(11,059)	(5,000)	(2,000)	(18,059)
D67002	Davie Computer Engineering Reserve	110000	19,028			19,028	19,028			19,028				
Total College of Engineering Davie			668,206	30,000	12,000	710,206	657,148	25,000	10,000	692,148	(11,058)	(5,000)	(2,000)	(18,058)
E61001	Sea Tech Ocean Engineering	110000	729,607	15,000	20,000	764,607	578,561	17,196	2,000	597,757	(151,046)	2,196	(18,000)	(166,850)
E61002	Sea Tech Ocean Engineering Special	110000	1,146,443	30,000	72,760	1,249,203	1,149,710	17,196	59,064	1,225,970	3,267	(12,804)	(13,696)	(23,233)
E61003	Dean Engineering Control	460000	41,556		(48,653)	(7,097)	41,556		(16,255)	25,301			32,398	32,398
Total College of Engineering Fort Lauderdale Tower Sea Tech			1,917,606	45,000	44,107	2,006,713	1,769,827	34,392	44,809	1,849,028	(147,779)	(10,608)	702	(157,685)
K60000	Dean Engineering Control	110000	12,992			12,992	12,992			13,026			13,026	13,026
K60070	Computer Science Treasure coast Campus	110000	199,893	26,547	25,000	251,440	181,156	5,419	5,000	191,575	(18,737)	(21,128)	(20,000)	(59,865)
K65200	Geomantic Program Treasure Coast Campus	110000		200,000	55,124	255,124	258,957	34,500	10,000	303,457	258,957	(165,500)	(45,124)	48,333
Total College of Engineering Treasure Coast			212,885	226,547	80,124	519,556	453,105	39,919	28,026	521,050	240,220	(186,628)	(52,098)	1,494
Total College of Engineering			14,407,829	489,815	353,553	15,251,197	13,656,689	278,542	523,211	14,458,442	(751,140)	(211,273)	169,658	(792,755)
COLLEGE OF NURSING														
B80000	Nursing	110000	3,648,234	100,000	132,009	3,880,243	3,481,875	112,838	140,000	3,734,713	(166,359)	12,838	7,991	(145,530)
B80001	Nursing - Summer	110000	126,368	40,000		166,368	146,596	16,632		163,228	20,228	(23,368)		(3,140)
B80018	Christine E. Lynn Eminent Scholar	110000			10,000	10,000			8,000	8,000			(2,000)	(2,000)
B80019	Nursing Graduate Stipend Fund	110000			90,000	90,000		90,000		90,000			90,000	(90,000)
B80020	Cost Share 800289	220000					8,250			8,250	8,250			8,250
B80021	Cost Share 800302	220000					23,714			23,714	23,714			23,714
Total College of Nursing Boca			3,774,602	140,000	232,009	4,146,611	3,660,435	219,470	148,000	4,027,905	(114,167)	79,470	(84,009)	(118,706)
D80000	Davie Nursing	110000	389,552	6,087	18,714	414,353	325,375	73,651	20,000	419,026	(64,177)	67,564	1,286	4,673
D80002	Davie Nursing Reserve	110000	32,438	4,845		37,283	19,593	2,495		22,088	(12,845)	(2,350)		(15,195)
Total College of Nursing Davie			421,990	10,932	18,714	451,636	344,968	76,146	20,000	441,114	(77,022)	65,214	1,286	(10,522)
K80000	Nursing-Treasure Coast	110000	841,564	100,000	25,741	967,305	766,283	32,642	25,000	823,925	(75,281)	(67,358)	(741)	(143,380)
K80002	Nursing-Treasure Coast Summer	110000	9,731	7,936		17,667	11,987	4,990		16,977	2,256	(2,946)		(690)
Total College of Nursing Treasure Coast			851,295	107,936	25,741	984,972	778,270	37,632	25,000	840,902	(73,025)	(70,304)	(741)	(144,070)
Total College of Nursing			5,047,887	258,868	276,464	5,583,219	4,783,673	333,248	193,000	5,309,921	(264,214)	74,380	(83,464)	(273,298)
COLLEGE OF ARCHITECTURE, URBAN & PUBLIC AFFAIRS														
B10651	CAUPA-Summer-Boca	110000		219,286		219,286		52,277		52,277		(167,009)		(167,009)
B13011	School of Architecture	110000			2,000	2,000			3,000	3,000			1,000	1,000
B81504	CS 815034 Child Welfare Education	110000	100,435			100,435					(100,435)			(100,435)
B81506	Cost Share 815037 Social Work Boca	110000					91,975			91,975				91,975
T10000	Dean-CAUPA	110000	78,523	10,000		88,523	89,102	97,782	10,000	196,884	10,579	97,782		108,361
T11000	Public Administration	110000	391,304	163,000	7,000	561,304	406,039	172,980	7,000	586,019	14,735	9,980		24,715

FLORIDA ATLANTIC UNIVERSITY
2007-08 & 2008-09 BUDGET COMPARISON - ALL FUNDS
BY RESPONSIBILITY AREA & BY DEPARTMENT

Banner Index	Department Title	PCS CODE	2007-08 Budget				2008-09 Budget				VARIANCE			
			Salary & Benefits	OPS	Expense	Total	Salary & Benefits	OPS	Expense	Total	Salary & Benefits	OPS	Expense	Total
T11001	Public Administration-Summer-Boca	110000	37,390	7,624		45,014	25,832	1,559		27,391	(11,558)	(6,065)		(17,623)
T14000	Criminal Justice	110000	662,081		18,500	680,581	759,445		21,750	781,195	97,364		3,250	100,614
T14001	Criminal Justice-Summer	110000	45,842			45,842	40,702	4,909		45,611	(5,140)	4,909		(231)
T15000	Social Work	110000	630,947			682,572	593,268		34,625	627,893	(37,679)		(17,000)	(54,679)
T15001	Social Work-Summer	110000	55,423	8,325		63,748	79,006	12,943		91,949	23,583	4,618		28,201
Total College of Architecture, Urban & Public Affairs Boca			2,001,945	398,235	89,125	2,489,305	2,085,369	342,450	76,375	2,504,194	83,424	(55,785)	(12,750)	14,889
D10000	Davie College Arch Urban Public Affair	110000	81,453			89,453	74,748			82,748	(6,705)			(6,705)
D10001	Davie College Arch Urban Public Affair - Other	110000		246,603		246,603		387,154		387,154		140,551		140,551
D11000	Davie Public Admin	110000	234,052	2,859	4,500	241,411	208,618		3,500	212,118	(25,434)	(2,859)	(1,000)	(29,293)
D11001	Davie Public Admin Other	110000					12,706	1,247		13,953	12,706	1,247		13,953
D12001	Davie Regional & Urban Planning	110000	78,417	2,859		81,276					(78,417)	(2,859)		(81,276)
D14000	Davie Criminal Justice	110000	78,415	5,550	4,250	88,215	68,532		1,750	70,282	(9,883)	(5,550)	(2,500)	(17,933)
D14001	Davie Criminal Justice Other	110000						4,909		4,909		4,909		4,909
D15001	Davie Social Work	110000	193,055	6,243	10,000	209,298	243,981		7,000	250,981	50,926	(6,243)	(3,000)	41,683
D15002	Davie Social Work Other	110000						2,454		2,454		2,454		2,454
D81504	Title Iv-e Child Welfare 815034	110000	31,729			31,729					(31,729)			(31,729)
D81506	Cost Share 815037 Social Work Davie	110000					43,058			43,058	43,058			43,058
Total College of Architecture, Urban & Public Affairs Davie			697,121	264,114	26,750	987,985	651,643	395,764	20,250	1,067,657	(45,478)	131,650	(6,500)	79,672
T02003	Tower Joint Center	320000	796,716	40,007	61,893	898,616	255,557		26,763	282,320	(541,159)	(40,007)	(35,130)	(616,296)
T02005	Cost Share for 020502 Joint Center	220000					18,885			18,885	18,885			18,885
T10004	Tower College Arch Urban Public Affairs	110000	477,836	31,774	20,000	529,610	576,063	31,774	25,000	632,837	98,227		5,000	103,227
T10004	Tower College Arch Urban Public Affairs	110000	45,000		5,000	50,000					(45,000)		(5,000)	(50,000)
T10006	Tower East Coast Redevelopment	110000	166,311	24,851	22,452	213,614					(166,311)	(24,851)	(22,452)	(213,614)
T10007	Tower CAUPA Reserve	110000		151,566		151,566	64,797	92,205		157,002	64,797	(59,361)		5,436
T11003	Tower Public Admin	110000	525,770	7,515	11,250	544,535	407,712		11,250	418,962	(118,058)	(7,515)		(125,573)
T11004	Tower Public Admin Other	110000					16,075			16,075	16,075			16,075
T12009	Tower Regional & Urban Planning	110000	642,218	4,646	48,000	694,864	770,646		29,750	800,396	128,428	(4,646)	(18,250)	105,532
T12010	Ntl Downtown Regional & Urban planning	110000	95,000		5,000	100,000	31,514	9,458		40,972	(63,486)	9,458	(5,000)	(59,028)
T13000	Tower Architecture	110000	951,412	18,676	71,000	1,041,088	1,120,751		40,500	1,161,251	169,339	(18,676)	(30,500)	120,163
T13001	Tower Architecture Other	110000	195,000		5,000	200,000	58,434	13,891		72,325	(136,566)	13,891	(5,000)	(127,675)
T14002	Tower Criminal Justice	110000	386,466		3,500	389,966	421,660		3,500	425,160	35,194			35,194
T15004	Tower Social Work	110000	152,921		1,750	154,671	90,355		1,750	92,105	(62,566)			(62,566)
T81504	Child Welfare 815034	110000	26,986			26,986					(26,986)			(26,986)
T81506	Cost Share 815037 Social Work FTL	110000					15,945			15,945	15,945			15,945
Total College of Architecture, Urban & Public Affairs Fort Lauderdale Tower			4,461,636	279,035	254,845	4,995,516	3,848,395	147,328	138,513	4,134,236	(613,241)	(131,707)	(116,332)	(861,280)
K10000	CAUPA-Treasure Coast	110000		26,198	500	26,698		35,213	500	35,713		9,015		9,015
K14001	Criminal Justice-Treasure	110000	153,190	2,775	3,500	159,465	149,658		3,500	153,158	(3,532)	(2,775)		(6,307)
K81407	Criminal Justice PSL Summer	110000					8,232			8,232	8,232			8,232
K81500	Social Work-Treasure Coast	110000	125,401	2,775	3,500	131,676	118,653		3,500	122,153	(6,748)	(2,775)		(9,523)
K81505	Title IV-E Child Welfare 815034	110000	20,653			20,653					(20,653)			(20,653)
K81506	Cost Share 815037 Social Work TCC	110000					20,938			20,938	20,938			20,938
Total College of Architecture, Urban & Public Affairs Treasure Coast			299,244	31,748	7,500	338,492	297,481	35,213	7,500	340,194	(1,763)	3,465		1,702
J10000	Col Architecture, Urban	110000	16,373	65,120	2,000	83,493	16,373	64,307	2,000	82,680		(813)		(813)
J11000	Public Admin-Jupiter-Summer	110000					19,801			19,801	19,801			19,801
J11001	Public Administration	110000	262,525	1,429	8,250	272,204	251,497		5,250	256,747	(11,028)	(1,429)	(3,000)	(15,457)
J14002	Criminal Justice-Jupiter	110000	76,146		1,750	77,896	76,146		1,750	77,896				

FLORIDA ATLANTIC UNIVERSITY
2007-08 & 2008-09 BUDGET COMPARISON - ALL FUNDS
BY RESPONSIBILITY AREA & BY DEPARTMENT

Banner Index	Department Title	PCS CODE	2007-08 Budget				2008-09 Budget				VARIANCE			
			Salary & Benefits	OPS	Expense	Total	Salary & Benefits	OPS	Expense	Total	Salary & Benefits	OPS	Expense	Total
J15002	Social Work-Jupiter	110000	201,130	3,469	9,250	213,849	189,894	2,454	5,250	197,598	(11,236)	(1,015)	(4,000)	(16,251)
J81407	Criminal Justice Jupiter Summer	110000					7,268			7,268	7,268			7,268
J81504	CS 815034 Child Welfare Education	110000	33,225			33,225					(33,225)			(33,225)
J81506	Cost Share 815037 Social Work Jupiter	110000					33,512			33,512	33,512			33,512
J81507	Social Work Jupiter Summer	110000					15,733			15,733	15,733			15,733
Total College of Architecture, Urban & Public Affairs Jupiter			589,399	70,018	21,250	680,667	610,224	66,761	14,250	691,235	20,825	(3,257)	(7,000)	10,568
Total College of Architecture, Urban & Public Affairs			8,049,345	1,043,150	399,470	9,491,965	7,493,112	987,516	256,888	8,737,516	(556,233)	(55,634)	(142,582)	(754,449)
HONORS COLLEGE														
J00500	Development Honors College	610000	53,914		2,800	56,714	53,931		2,800	56,731	17			17
J00600	Publications Honors College	610000			12,000	12,000			12,000	12,000				
J10501	Budget Office Honors College	610000	66,455		1,500	67,955	66,455		1,500	67,955				
J20001	Director Student Honors College	510000	61,750		2,100	63,850	61,750		2,100	63,850				
J24002	Financial Aid Honors College	510000			500,000	500,000							(500,000)	(500,000)
J24003	Financial Aid - Honors College Special	860000							300,000	300,000				
J30003	Dean Honors College	110000	419,751		51,144	470,895	357,137	2,400	39,859	399,396	(62,614)	2,400	(11,285)	(71,499)
J30100	Associate Dean Honors	110000	278,926		3,600	282,526	222,084		3,600	225,684	(56,842)			(56,842)
J30300	Summer Reserve Honors	110000	97,283	7,587		104,870	57,284	61,093		118,377	(39,999)	53,506		13,507
J31001	Division Of Humanities Honors	110000		3,044		3,044		3,044		3,044				
J31101	English/Comparative Lite	110000	222,595	12,176	5,912	240,683	222,597	9,132	5,912	237,641	2	(3,044)		(3,042)
J31200	Composition/Rhetoric	110000	68,425	6,088	2,025	76,538	76,040	6,088	2,025	84,153	7,615			7,615
J31300	Spanish, Lang. & Literature	110000	155,910	26,257	6,150	188,317	156,876	21,306	4,550	182,732	966	(4,951)	(1,600)	(5,585)
J31400	Philosophy/Humanities	110000	153,594		3,745	157,339	153,595		4,100	157,695	1		355	356
J31500	Art Honors College	110000	118,308		3,950	122,258	118,310	4,306	4,050	126,666	2	4,306	100	4,408
J32101	History Honors College	110000	189,752	7,102	5,850	202,704	137,720		4,250	141,970	(52,032)	(7,102)	(1,600)	(60,734)
J32200	Political Science Honors	110000	135,899	7,102	4,345	147,346	135,901		4,180	140,081	2	(7,102)	(165)	(7,265)
J32300	Psychology Honors College	110000	235,885	13,695	7,300	256,880	235,887		6,830	242,717	2	(13,695)	(470)	(14,163)
J32400	Economics Honors College	110000	174,325		3,900	178,225	174,326		4,390	178,716	1		490	491
J32500	Sociology Honors College	110000	75,637		2,020	77,657	75,639		2,020	77,659	2			2
J32600	Anthropology Honors College	110000	117,416		4,040	121,456	122,822		4,140	126,962	5,406		100	5,506
J33101	Chemistry Honors College	110000	321,317	10,000	34,380	365,697	321,319	13,417	49,616	384,352	2	3,417	15,236	18,655
J33200	Mathematics Honors College	110000	289,587	16,095	8,075	313,757	211,808		8,075	219,883	(77,779)	(16,095)		(93,874)
J33300	Physics Honors College	110000	67,282		9,600	76,882	57,110	2,153	9,697	68,960	(10,172)	2,153	97	(7,922)
J33400	Biology Honors College	110000	405,915	42,391	34,800	483,106	405,917	13,665	50,572	470,154	2	(28,726)	15,772	(12,952)
J33500	Environmental Studies	110000	65,185		2,020	67,205	71,051		2,040	73,091	5,866		20	5,886
J50001	Admissions Honors College	610000	329,770	4,465	78,600	412,835	291,256	4,970	60,580	356,806	(38,514)	505	(18,020)	(56,029)
Total Honors College			4,104,881	156,002	789,856	5,050,739	3,786,815	141,574	588,886	4,517,275	(318,066)	(14,428)	(200,970)	(533,464)
Total Provost Educational & General			135,339,267	17,613,580	30,060,402	183,013,249	134,028,205	16,760,490	38,481,679	189,270,374	(1,311,062)	(853,090)	8,421,277	6,257,125
A00680	Office of International Programs	910000		11,650	293,100	304,750		14,000	467,987	481,987		2,350	174,887	177,237
A00681	NCAA Academic Support	910000	15,893	50,000	10,028	75,921		55,000	21,800	76,800	(15,893)	5,000	11,772	879
A00684	Teaching & Learning Center (UG)	780000						30,000		30,000				
A00685	Academic Affairs Auxiliary Reserve	910000							250,000	250,000				
A80000	Life Long Learning Society	780000	291,265	409,716	134,000	834,981	336,271	356,055	141,700	834,026	45,006	(53,661)	7,700	(955)
A80001	Life Long Learning Society	780000	314,673	273,519	128,860	717,052					(314,673)	(273,519)	(128,860)	(717,052)

FLORIDA ATLANTIC UNIVERSITY
2007-08 & 2008-09 BUDGET COMPARISON - ALL FUNDS
BY RESPONSIBILITY AREA & BY DEPARTMENT

Banner Index	Department Title	PCS CODE	2007-08 Budget				2008-09 Budget				VARIANCE			
			Salary & Benefits	OPS	Expense	Total	Salary & Benefits	OPS	Expense	Total	Salary & Benefits	OPS	Expense	Total
A80004	Smart Languages	780000	208,590	194,847	109,000	512,437	207,007	212,578	114,450	534,035	(1,583)	17,731	5,450	21,598
A80005	Smart Test Prep	780000	114,313	61,361	65,000	240,674	114,288	66,946	68,250	249,484	(25)	5,585	3,250	8,810
A80006	Smart Legal Assistant	780000	101,610	86,120	45,000	232,730	101,487	93,957	47,250	242,694	(123)	7,837	2,250	9,964
Academic Affairs Admin			1,046,344	1,087,213	784,988	2,918,545	759,053	828,536	1,111,437	2,699,026	(287,291)	(288,677)	76,449	(499,519)
A00682	Graduate Admissions Supt	910000			45,000	45,000			71,000	71,000			26,000	26,000
A00683	Admissions Under Graduate Call Center	910000	66,073		291,000	357,073	35,360	50,000	250,000	335,360	(30,713)	50,000	(41,000)	(21,713)
A41101	Late Registration	910000	273,563	12,000	134,000	419,563	454,689	14,000	165,000	633,689	181,126	2,000	31,000	214,126
S26005	Testing Fees	910000	114,404	26,913	65,000	206,317	188,181	95,240	62,088	345,509	73,777	68,327	(2,912)	139,192
Registrar/FinAid/Admiss/Support			454,040	38,913	535,000	1,027,953	678,230	159,240	548,088	1,385,558	224,190	120,327	13,088	357,605
A50006	Library Benefits Concert	910000			112,000	112,000			112,000	112,000				
A50007	Fl Center Library Automat	910000			281,000	281,000			281,000	281,000				
A50009	Florida Heritage Project - Library	910000		10,000		10,000		4,966	5,034	10,000		(5,034)	5,034	
Library				10,000	393,000	403,000		4,966	398,034	403,000		(5,034)	5,034	-
A01500	Enterprise Computing Service	920000	7,283		95,000	102,283	7,459		95,000	102,459	176			176
A01700	Pay For Print-Boca	920000			45,000	45,000			42,000	42,000			(3,000)	(3,000)
A02500	Comm Svcs. Infrastructure	670000	1,418,407	17,000	1,350,000	2,785,407	1,465,836	17,000	1,266,476	2,749,312	47,429		(83,524)	(36,095)
A02501	CSI -Reserve	670000			1,055,697	1,055,697			926,576	926,576			(129,121)	(129,121)
D01500	Davie Technology- AuX	920000							1,800	1,800				
D01701	Pay For Print-Broward	920000							32,500	32,500			32,500	32,500
J01700	Pay For Print - Jupiter	920000							7,700	7,700			7,700	7,700
K01700	Pay For Print-Treasure Coast	920000							1,000	1,000			1,000	1,000
F00011	Auxiliary Admin.-Computer	770000	79,466			79,466					(79,466)			(79,466)
Total Computing			1,505,156	17,000	2,545,697	4,067,853	1,473,295	17,000	2,373,052	3,863,347	(31,861)		(172,645)	(204,506)
H00100	HBOI - Food Services	600000					42,973		15,000	57,973	42,973		15,000	57,973
H00101	HBOI - Deep Rover Payload	800000							54,909	54,909			54,909	54,909
H00102	HBOI - Manatee Protection S-308B	800000							196,746	196,746			196,746	196,746
H00103	HBOI - Manatee Protection S-77	800000							268,509	268,509			268,509	268,509
H00104	HBOI Mechanical Lobster Collection	800000							147,362	147,362			147,362	147,362
H00107	HBOI - Field Guide IRL	800000							13,140	13,140			13,140	13,140
H00108	HBOI - Seaweed Sales	800000							22,512	22,512			22,512	22,512
H00109	HBOI - IRCC ACATED	760000							28,158	28,158			28,158	28,158
H00110	HBOI - LPA Harbor side	760000							23,512	23,512			23,512	23,512
H00111	HBOI SCL Marine Ocean Academy	760000							151,316	151,316			151,316	151,316
H00112	HBOI - Aquatic Animal Health	800000							14,079	14,079			14,079	14,079
H00116	HBOI - Ocean Discovery Center	800000							4,693	4,693			4,693	4,693
H00117	HBOI - Marine Services	800000							15,000	15,000			15,000	15,000
H00118	HBOI - Aquaculture Workshops	800000							13,301	13,301			13,301	13,301
H00120	HBOI - Ship_Administration	800000					182,000			182,000	182,000			182,000
H00121	HBOI - Ship_Operations	800000					347,491		1,625,011	1,972,502	347,491		1,625,011	1,972,502
H00122	HBOI - Ship_Maintenance	800000					331,414		500,000	831,414	331,414		500,000	831,414
H00132	HBOI - Sub_Maintenance	800000					433,799		25,000	458,799	433,799		25,000	458,799
H00134	HBOI - Sub Marine Services Education	780000							42,238	42,238			42,238	42,238

FLORIDA ATLANTIC UNIVERSITY
2007-08 & 2008-09 BUDGET COMPARISON - ALL FUNDS
BY RESPONSIBILITY AREA & BY DEPARTMENT

Banner Index	Department Title	PCS CODE	2007-08 Budget			2008-09 Budget			VARIANCE						
			Salary & Benefits	OPS	Expense	Total	Salary & Benefits	OPS	Expense	Total	Salary & Benefits	OPS	Expense	Total	
H00135	HBOI - Rental Services	910000						500	500			500	500		
H00150	HBOI_Campus Housing	620000						25,000	25,000			25,000	25,000		
H00160	HBOI - Misc Auxiliaries	910000						20,000	20,000			20,000	20,000		
Total HBOI								1,337,677	3,205,986	4,543,663	1,337,677	3,205,986	4,543,663		
Total Provost Support Units			3,005,540	1,153,126	4,258,685	8,417,351	4,248,255	1,009,742	7,636,597	12,894,594	1,242,715	(143,384)	3,377,912	4,477,243	
B01100	Science Machine Shop	910000			2,500	2,500			500	500			(2,000)	(2,000)	
B01102	COS Continuing Education	780000			15,000	15,000			5,000	5,000			(10,000)	(10,000)	
B01103	College of Science General	800000			3,000	3,000			10,000	10,000			7,000	7,000	
B01104	Proteomics Core Lab	910000			14,500	14,500			25,000	25,000			10,500	10,500	
B01105	Science Student Services - Aux	800000			800	800			650	650			(150)	(150)	
B01106	Nucleic Acids Core Facility	910000		4,306	5,000	9,306		2,537	2,500	5,037		(1,769)	(2,500)	(4,269)	
B01107	Chemical/Biochemical Education Fund	780000			4,000	4,000			7,500	7,500			3,500	3,500	
B01108	Everglades Ecology Field Operat Center	910000			45,600	45,600			7,000	7,000			(38,600)	(38,600)	
J02200	CES Meetings & Workshops	780000						1,200	500	1,700		1,200	500	1,700	
J02201	CES Education & Outreach	780000						5,000	20,000	25,000		5,000	20,000	25,000	
J02202	Environmental Studies -	780000					36,488	6,000	118,000	160,488	36,488	6,000	118,000	160,488	
J02203	Web Development & AIS Ser	780000						2,594	750	3,344		2,594	750	3,344	
SCLB00	Lab Fees Biology	910000			230,000	230,000			172,020	172,020			(57,980)	(57,980)	
SCLB01	Lab Fees Chemistry	910000			71,000	71,000			78,000	78,000			7,000	7,000	
SCLB02	Lab Fees Geology/Geography	910000			5,500	5,500			20,000	20,000			14,500	14,500	
SCLB03	Lab Fees Physics	910000			18,000	18,000			15,000	15,000			(3,000)	(3,000)	
SCLB05	Lab Fees Geol/Geog	910000			3,500	3,500							(3,500)	(3,500)	
Total College of Science				4,306	418,400	422,706	36,488	17,331	482,420	536,239	36,488	13,025	64,020	113,533	
B18004	Biomedical Science Sum Gross Anatomy	780000			5,550	5,550			5,550	5,550					
B18005	Continuing Medical Education	780000		3,000	4,693	7,693		3,000	4,693	7,693					
B18007	Biomedical Anatomy Lab Ed Program	780000		26,828	7,058	33,886		15,000	5,000	20,000		(11,828)	(2,058)	(13,886)	
B18008	Biomedical Science - Continuing Ed	780000			51,000	51,000			75,000	75,000			24,000	24,000	
Total College of Biomedical Science				29,828	68,301	98,129		18,000	90,243	108,243		(11,828)	21,942	10,114	
ALLB00	Lab Fees Arts & Letters	910000			30,000	30,000			30,000	30,000					
ALLB02	Lab Fees A&L Anthropology	910000			250	250			1,000	1,000			750	750	
ALLB03	Lab Fees A&L Theatre	910000			1,500	1,500			1,200	1,200			(300)	(300)	
ALLB04	Lab Fees A&L Music	910000			500	500			6,000	6,000			5,500	5,500	
ALLB05	Lab Fees - Communication	910000			3,000	3,000			12,000	12,000			9,000	9,000	
ALLB06	Lab Fees - Lang & Ling	910000			12,575	12,575			30,000	30,000			17,425	17,425	
B09300	Theater Productions	910000			8,500	8,500			15,000	15,000			6,500	6,500	
B09301	Tops Piano Camp	910000		34,000	12,500	46,500		35,000	3,000	38,000		1,000	(9,500)	(8,500)	
B09303	Schmidt Facilities Liaison	910000		2,000	3,000	5,000		3,000	5,000	8,000		1,000	2,000	3,000	
B09304	School Arts Box Office	910000			715	715			700	700			(15)	(15)	
B09305	Summer Reparatory Theatre	910000			59,200	68,000	127,200	15,000	55,000	70,000		(44,200)	(13,000)	(57,200)	
Total College of Arts & Letters					95,200	140,540	235,740		53,000	158,900	211,900		(42,200)	18,360	(23,840)
B01400	Accounting Distance Learning	780000			57,593	30,000	87,593		32,295	75,000	107,295		(25,298)	45,000	19,702

FLORIDA ATLANTIC UNIVERSITY
2007-08 & 2008-09 BUDGET COMPARISON - ALL FUNDS
BY RESPONSIBILITY AREA & BY DEPARTMENT

Banner Index	Department Title	PCS CODE	2007-08 Budget				2008-09 Budget				VARIANCE			
			Salary & Benefits	OPS	Expense	Total	Salary & Benefits	OPS	Expense	Total	Salary & Benefits	OPS	Expense	Total
B01402	Executive MBA, WE MBA, W	780000	717,928	855,818	484,000	2,057,746	609,702	759,533	421,750	1,790,985	(108,226)	(96,285)	(62,250)	(266,761)
B01404	Executive Masters Taxation	780000	707,417	618,988	1,034,500	2,360,905	783,960	682,510	900,000	2,366,470	76,543	63,522	(134,500)	5,565
B01405	Executive Education	780000	210,483	134,563	450,000	795,046	282,161	140,000	550,000	972,161	71,678	5,437	100,000	177,115
Total College of Business			1,635,828	1,666,962	1,998,500	5,301,290	1,675,823	1,614,338	1,946,750	5,236,911	39,995	(52,624)	(51,750)	(64,379)
B01500	College of Education -CE	780000	41,867	258,360	20,000	320,227	158,632	300,000	85,000	543,632	116,765	41,640	65,000	223,405
B01501	Accelerated Introduction	780000	54,567	204,535	26,525	285,627	54,702	830,000	110,000	994,702	135	625,465	83,475	709,075
B01502	Faculty Development Account	780000			1,500	1,500			1,500	1,500				
B01503	Chair Discretionary Account	780000			16,000	16,000			16,000	16,000				
B01504	Faculty Travel Aux COE	780000			4,800	4,800			4,800	4,800				
B01507	Department Revenue Account	780000						40,390	30,000	70,390		40,390	30,000	70,390
B01508	Counselor Ed - CDA	780000			2,040	2,040			4,703	4,703			2,663	2,663
B01509	Counselor Ed - FDA	780000			11,000	11,000			9,000	9,000			(2,000)	(2,000)
B01510	CS&D - CDA & Dept Resident	780000			1,819	1,819			4,335	4,335			2,516	2,516
B01511	CS&D - FDA & Travel	780000			7,000	7,000			7,000	7,000				
B01512	Ed Leadership - CDA	780000			1,602	1,602			3,100	3,100			1,498	1,498
B01513	Ed Leadership - FDA	780000			17,000	17,000			15,000	15,000			(2,000)	(2,000)
B01514	ES & HP - CDA	780000			2,123	2,123			3,625	3,625			1,502	1,502
B01515	ES & HP - FDA	780000			10,000	10,000			8,000	8,000			(2,000)	(2,000)
B01516	ESE - CDA & Dept Residua	780000			1,974	1,974			3,327	3,327			1,353	1,353
B01517	30156162 ESE - FDA & Travel	780000			15,000	15,000			14,000	14,000			(1,000)	(1,000)
B01518	IT&R - CDA	780000			2,696	2,696			6,769	6,769			4,073	4,073
B01519	IT&R - FDA	780000			9,000	9,000			8,000	8,000			(1,000)	(1,000)
B01520	OASS - CDA	780000			2,245	2,245			7,244	7,244			4,999	4,999
B01521	OASS - FDA	780000			14,000	14,000			13,000	13,000			(1,000)	(1,000)
B01522	Teacher Ed - CDA	780000			1,900	1,900			6,216	6,216			4,316	4,316
B01523	Teacher Ed - FDA	780000			31,000	31,000			31,000	31,000				
B01524	Counselor Ed Faculty	780000			3,300	3,300			2,700	2,700			(600)	(600)
B01525	CS&D Faculty Dev	780000			2,100	2,100			2,100	2,100				
B01526	Ed Leadership Faculty Dev	780000			5,100	5,100			4,500	4,500			(600)	(600)
B01527	ES&HP Faculty Develop	780000			3,000	3,000			2,400	2,400			(600)	(600)
B01528	Except Student Ed Faculty	780000			4,500	4,500			4,200	4,200			(300)	(300)
B01529	Instr Tech & Res Faculty	780000			2,700	2,700			2,400	2,400			(300)	(300)
B01530	OASS Faculty Development	780000			3,900	3,900			3,900	3,900				
B01531	Teacher Ed Faculty Dev	780000			9,300	9,300			9,300	9,300				
B01532	Dean's COE Account PDT	780000			45,000	45,000			42,238	42,238			(2,762)	(2,762)
B01533	Broward Teacher Corps	780000			3,425	3,425							(3,425)	(3,425)
B01534	Pine Jog Auxiliary	910000			50,000	50,000	142,854	121,131	154,580	418,565	142,854	121,131	104,580	368,565
B01535	Everglades Youth Camp	910000	108,000	55,000	104,000	267,000	76,483	83,016	105,115	264,614	(31,517)	28,016	1,115	(2,386)
B02000	Child Care Center	760000	657,311	88,004	221,300	966,615	718,360	50,000	220,000	988,360	61,049	(38,004)	(1,300)	21,745
B03300	Communication Disorders	710000	26,255		20,000	46,255	26,287		23,694	49,981	32		3,694	3,726
B04000	Lunchroom - Adhus	600000	52,209		60,000	112,209	52,613		71,500	124,113	404		11,500	11,904
B90001	Henderson Lab School Sum	760000		25,523	7,088	32,611		26,707	7,265	33,972		1,184	177	1,361
B90006	AD Henderson After School Program	760000		196,425	40,043	236,468		154,915	35,209	190,124		(41,510)	(4,834)	(46,344)
B90007	A.D. Henderson School	760000	49,329	107,650	200,000	356,979	49,630	93,442	79,060	222,132	301	(14,208)	(120,940)	(134,847)
EDLB00	Lab Fees Teacher Education	910000			10,300	10,300			13,000	13,000			2,700	2,700

FLORIDA ATLANTIC UNIVERSITY
2007-08 & 2008-09 BUDGET COMPARISON - ALL FUNDS
BY RESPONSIBILITY AREA & BY DEPARTMENT

Banner Index	Department Title	PCS CODE	2007-08 Budget			2008-09 Budget			VARIANCE					
			Salary & Benefits	OPS	Expense	Total	Salary & Benefits	OPS	Expense	Total	Salary & Benefits	OPS	Expense	Total
EDLB02	Lab Fees Dept ESHP	910000			4,000	4,000			2,700	2,700			(1,300)	(1,300)
EDLB03	Lab Fees Except Student	910000			4,000	4,000			1,000	1,000			(3,000)	(3,000)
EDLB04	Lab Fees - Communication Disorder	910000			2,500	2,500			2,000	2,000			(500)	(500)
EDLB05	Lab Fees - Education Tech	910000			11,000	11,000			11,000	11,000				
Total College of Education			989,538	935,497	1,015,780	2,940,815	1,279,561	1,699,601	1,191,480	4,170,642	290,023	764,104	175,700	1,229,827
B01601	Weekend Masters Program Computer Science	780000		132,091	60,805	192,896		121,429	34,966	156,395		(10,662)	(25,839)	(36,501)
B01602	Feeds Dean of Engineering	780000		37,680	25,500	63,180		25,000	34,000	59,000		(12,680)	8,500	(4,180)
B01603	Engineering CE Programs	780000			30,000	30,000			30,000	30,000				
B01605	Corporate Outreach Program	780000			2,500	2,500			5,000	5,000			2,500	2,500
B01606	Mechanical Engineering Cont Education	780000		6,459	1,170	7,629			5,200	5,200		(6,459)	4,030	(2,429)
B01607	Ocean Engr Technical Supt Aux	910000							84,600	84,600			84,600	84,600
B01700	CS&E Computer Lab Printing	920000			250	250			4,000	4,000			3,750	3,750
E60000	Ocean Engineering Boat	910000	91,806		89,000	180,806			40,080	40,080	(91,806)		(48,920)	(140,726)
ENLB00	Lab Fees Mechanical Eng.	910000			9,000	9,000			8,000	8,000			(1,000)	(1,000)
ENLB02	Lab Fees Computer Science	910000			8,000	8,000			7,500	7,500			(500)	(500)
ENLB03	Lab Fees - Elect Engineering	910000			11,500	11,500			4,000	4,000			(7,500)	(7,500)
ENLB04	Lab Fees - Engineering	910000			2,500	2,500			4,000	4,000			1,500	1,500
ENLB05	Lab Fees - Ocean Engineering	910000			2,000	2,000			2,400	2,400			400	400
ENLB06	Lab Fees Civil Engineering	910000			2,000	2,000			3,600	3,600			1,600	1,600
Total College of Engineering			91,806	176,230	244,225	512,261		146,429	267,346	413,775	(91,806)	(29,801)	23,121	(98,486)
NULB00	Lab Fees Nursing	910000			10,000	10,000			14,700	14,700			4,700	4,700
Total College of Nursing					10,000	10,000			14,700	14,700			4,700	4,700
B08101	CAUPA Training & Non Credit	780000		43,060	15,000	58,060		8,000	68,000	76,000		(35,060)	53,000	17,940
B08102	School of Social Work	780000						3,000	4,000	7,000		3,000	4,000	7,000
C08101	Institute of Safety	780000	152,452	87,197	174,455	414,104	152,799	54,209	239,537	446,545	347	(32,988)	65,082	32,441
C08102	Ctr for Construction Educ & Safety	780000						76,146	10,000	86,146		76,146	10,000	86,146
T08100	Visual Planning Technology	780000		14,425	13,356	27,781		7,337	5,500	12,837		(7,088)	(7,856)	(14,944)
T08101	Criminal Justice Executive	780000			5,356	5,356		3,500	5,687	9,187		3,500	331	3,831
AULB00	Lab Fees - Architecture	910000			48,500	48,500			48,500	48,500				
AULB01	Lab Fees - Urban & Regional	910000			1,000	1,000			7,830	7,830			6,830	6,830
AULB02	Lab Fees - Social Work	910000			5,500	5,500			5,500	5,500				
RO2100	IOG Seminars/Workshops	780000	39,535	35,508	137,409	212,452	39,777	63,000	199,209	301,986	242	27,492	61,800	89,534
Total College of Architecture, Urban & Public Affairs			191,987	180,190	400,576	772,753	192,576	215,192	593,763	1,001,531	589	35,002	193,187	228,778
H40001	WHC - Honors Summer Institute	780000		3,000	30,500	33,500		6,125	44,314	50,439		3,125	13,814	16,939
H40002	WHC Admissions Recruitment Supt	910000			500	500			2,000	2,000			1,500	1,500
HNLB00	Lab Fees - Bio Honors Sc	910000			21,000	21,000			17,000	17,000			(4,000)	(4,000)
HNLB02	Art Lab Fees Honors	910000			1,300	1,300			800	800			(500)	(500)
Total Honors College				3,000	53,300	56,300		6,125	64,114	70,239		3,125	10,814	13,939
Total Provost Auxiliaries			5,914,699	4,244,339	8,608,307	18,767,345	7,432,703	4,779,758	12,446,313	24,658,774	1,518,004	535,419	3,838,006	5,891,429
940010	Vice President For Research	610000	2,701,413			2,701,413	3,579,173	75,000	434,000	4,088,173	877,760	75,000	434,000	1,386,760

FLORIDA ATLANTIC UNIVERSITY
2007-08 & 2008-09 BUDGET COMPARISON - ALL FUNDS
BY RESPONSIBILITY AREA & BY DEPARTMENT

Banner Index	Department Title	PCS CODE	2007-08 Budget			2008-09 Budget			VARIANCE					
			Salary & Benefits	OPS	Expense	Total	Salary & Benefits	OPS	Expense	Total	Salary & Benefits	OPS	Expense	Total
964000	Overhead Admin-Contracts	610000			130,000	130,000		73,000	73,000			(57,000)	(57,000)	
964001	Overhead Administration -Legal	610000		60,000	657,112	717,112					(60,000)	(657,112)	(717,112)	
964002	Overhead Administration -Purchasing	610000	48,215			48,215	48,216		48,216	1			1	
964003	Overhead Administration -Controllers	610000	68,269			68,269	68,270		68,270	1			1	
983000	Sponsored Research	610000	39,478		102,200	141,678		118,200	118,200	(39,478)		16,000	(23,478)	
983002	Technology Transfer	610000			72,300	72,300		239,784	239,784			167,484	167,484	
983022	Research Subjects Protection	610000			99,289	99,289		99,289	99,289					
983025	Vet Services-Animal Facilities	610000			63,425	63,425						(63,425)	(63,425)	
983030	Vet Services-Research Facilities	610000	447,190			447,190		146,659	146,659	(447,190)		146,659	(300,531)	
999000	S R Unallocated Releases	220000	28,635,435		18,375,674	47,011,109	15,118,409	10,600,000	19,400,000	45,118,409	(13,517,026)	10,600,000	1,024,326	(1,892,700)
Total Administrative Contracts & Grants			31,940,000	60,000	19,500,000	51,500,000	18,814,068	10,675,000	20,510,932	50,000,000	(13,125,932)	10,615,000	1,010,932	(1,500,000)
KIB230	Rabbi Ario Hyams Professorship	220000						8,734	8,734		8,734		8,734	
040047	HBOI Clownfish Plate Marketing	610000							32,836	32,836			32,836	32,836
040049	HBOI Clownfish Plate Research	220000							239,207	239,207			239,207	239,207
040051	HBOI Dolphin Plate Marketing	610000							147,710	147,710			147,710	147,710
040053	HBOI Dolphin Plate Research	220000							895,043	895,043			895,043	895,043
040055	HBOI Whale license Plate Marketing	610000							47,346	47,346			47,346	47,346
040057	HBOI Whale license Plate Research	220000							485,441	485,441			485,441	485,441
040059	HBOI Shark Plate Marketing	610000							61,090	61,090			61,090	61,090
040061	HBOI Shark Plate Research	220000							676,824	676,824			676,824	676,824
040064	HBOI Link Summer Internship	220000							10,551	10,551			10,551	10,551
040065	HBOI Skelly Graduate Fellowship	220000							45,000	45,000			45,000	45,000
040066	HBOI Banbury II Coral Reef Research	220000							115,800	115,800			115,800	115,800
040068	HBOI Post Doctoral Study	220000							26,402	26,402			26,402	26,402
040069	HBOI Brutsch Conch Research	220000							29,520	29,520			29,520	29,520
040070	HBOI Hogeland Ocean Exploration	220000							30,000	30,000			30,000	30,000
040071	HBOI Ocean Exploration Field Train	220000							5,000	5,000			5,000	5,000
040072	HBOI Marine Mammal Research & Cons	220000							117,440	117,440			117,440	117,440
040073	HBOI Matthews Marine Mammal Manatee	220000							38,261	38,261			38,261	38,261
040074	HBOI Ocean Science Lecture Series	110000							1,874	1,874			1,874	1,874
Total HBOI									3,005,345	3,005,345			3,005,345	3,005,345
Total Provost Support Units								8,734	3,005,345	3,014,079		8,734	3,005,345	3,014,079
KCD860	Pearce-Lockett Homestead	110000					11,056	581	8,367	20,004	11,056	581	8,367	20,004
KCI080	Lupus Research	220000	14,177		10,000	24,177			10,000	10,000	(14,177)		(14,177)	
KCI150	Molecular Biology & Biotechnology	110000	17,052			17,052	45,000	10,000	55,000	(17,052)	45,000	10,000	37,948	
KCI540	Kresge Foundation Imitative Grant	110000			2,940	2,940						(2,940)	(2,940)	
KCI570	Research Contract	110000		5,618	8,918	14,536		5,618	8,918	14,536				
KCI770	Center Complex Sys Neuroima	220000			397	397						(397)	(397)	
KCI860	Mathematics Conference	220000		3,230	1,000	4,230	2,500	1,200	3,700		(730)	200	(530)	
KCI885	Wild Dolphin Project Research	110000			500	500						(500)	(500)	
KCI900	Eminent Scholar In Science	220000	44,162	30,906	20,000	95,068	71,248	30,000	20,000	121,248	27,086	(906)	26,180	
KCI910	Eminent Scholar In Marine Biology	110000			50,000	50,000			2,000	2,000			(48,000)	(48,000)

FLORIDA ATLANTIC UNIVERSITY
2007-08 & 2008-09 BUDGET COMPARISON - ALL FUNDS
BY RESPONSIBILITY AREA & BY DEPARTMENT

Banner Index	Department Title	PCS CODE	2007-08 Budget				2008-09 Budget				VARIANCE			
			Salary & Benefits	OPS	Expense	Total	Salary & Benefits	OPS	Expense	Total	Salary & Benefits	OPS	Expense	Total
KCI915	Davimos Family Eminent Scholar Chair	220000			25,000	25,000	73,608		30,000	103,608	73,608		5,000	78,608
KPC590	CES Envir Ed Outreach E C	110000					10,340		500	10,840	10,340		500	10,840
Total College of Science			75,391	39,754	118,755	233,900	166,252	83,699	90,985	340,936	90,861	43,945	(27,770)	107,036
KED42A	Foundation Biomedical science	110000			5,000	5,000							(5,000)	(5,000)
KED42B	Foundation - Schmidt Fellow	110000			375,000	375,000			467,000	467,000			92,000	92,000
KED42C	Schmidt Senior Fellowship Bio Med	220000		5,000	25,000	30,000					(5,000)		(25,000)	(30,000)
KED42D	Bio Med Ces Start Up Fund	220000			25,000	25,000							(25,000)	(25,000)
KED42E	Ces Start Up Bio Med	220000			10,000	10,000							(10,000)	(10,000)
KED42F	Ces Start Up Kantorow Biomedical	220000		3,230	2,000	5,230					(3,230)		(2,000)	(5,230)
KED42G	Endowment Start Up Blakes Bio Med	220000			5,000	5,000							(5,000)	(5,000)
KED42H	Endowment Start Up Blanks Bio Med	220000			2,000	2,000							(2,000)	(2,000)
KED42I	FAU FND Schmidt Endow Start Up	220000			10,000	10,000							(10,000)	(10,000)
Total College of Biomedical Science				8,230	459,000	467,230			467,000	467,000		(8,230)	8,000	(230)
KUM000	Humanities General	110000		5,000	5,000	10,000		5,000	5,000	10,000		(0)		(0)
KUM015	Mayan Studies	110000		3,000	1,000	4,000		3,000	2,000	5,000		(0)	1,000	1,000
KUM030	Middle East Studies	110000			2,500	2,500			2,500	2,500				
KUM031	The Classic Fund	110000								-				
KUM045	Peace Studies	110000		1,077		1,077		2,500	1,500	4,000		1,424	1,500	2,924
KUM065	Classics	110000	28,283			28,283	27,762		500	28,262	(521)		500	(21)
KUM075	Art Gallery Memberships	110000		2,000	1,500	3,500		4,500	2,500	7,000		2,500	1,000	3,500
KUM080	Fine Arts Senior Show	220000							500	500			500	500
KUM180	Lawrence Saunders Fund	110000						7,000		7,000		7,000		7,000
KUM225	Women Studies General Fund	110000							500	500			500	500
KUM230	PHD Comparative Studies Program	110000								-				
KUM235	John O'Sullivan Memorial Lecture	110000		3,000		3,000		2,000		2,000		(1,000)		(1,000)
KUM245	Kaye Integrative Arts Education	110000						1,500	1,000	2,500		1,500	1,000	2,500
KUM280	Bingham Fund	110000		5,383		5,383		5,383		5,383		1		1
KUM290	Levenson Fund	110000		5,383		5,383		2,850		2,850		(2,533)		(2,533)
KUM300	Life Long Learning Prof Humanities	110000						5,000		5,000		5,000		5,000
KUM330	David Posnack Family	110000		15,000		15,000		5,000		5,000		(10,000)		(10,000)
KUM332	Joshua Logan Graduate Fellowship	110000		8,000		8,000		8,000		8,000				
KUM355	Holocaust Fund Eminent Scholar	110000			1,000	1,000			2,000	2,000			1,000	1,000
KUM377	Yiddish Language Instruction	110000		5,383		5,383				-		(5,383)		(5,383)
KUM405	Italian Language Series	110000		8,612		8,612	11,090			11,090	11,090		(8,612)	2,478
KUM422	J. Conaway Professorship in Theatre	110000		3,000	1,000	4,000			2,000	2,000		(3,000)	1,000	(2,000)
KUM430	Chamber Soloists	110000		538		538			1,500	1,500		(538)	1,500	962
KUM440	Adelaide Snyder Professor in Ethics	110000							500	500			500	500
KUM457	Music Outreach Programs	110000		5,383		5,383		2,400		2,400		(2,983)		(2,983)
KUM460	Music Operating	110000		5,000		5,000		3,000	2,500	5,500		(2,000)	2,500	500
KUM462	Music Festival	110000							500	500			500	500
KUM487	Annette Van Howe	110000		3,000		3,000		3,000		3,000				
KUM505	Jazz Fund	110000						1,000		1,000		1,000		1,000
KUM545	Chamber Music Support Fund	110000						2,500		2,500		2,500		2,500
KUM575	Hoot Recordings	220000							500	500			500	500

FLORIDA ATLANTIC UNIVERSITY
2007-08 & 2008-09 BUDGET COMPARISON - ALL FUNDS
BY RESPONSIBILITY AREA & BY DEPARTMENT

Banner Index	Department Title	PCS CODE	2007-08 Budget			2008-09 Budget			VARIANCE					
			Salary & Benefits	OPS	Expense	Total	Salary & Benefits	OPS	Expense	Total	Salary & Benefits	OPS	Expense	Total
KUM750	School of the Arts Box Office	220000						5,000		5,000		5,000		5,000
KUM813	Summer Festival Reparatory	110000		30,000	35,000	65,000		1,000	2,000		(29,000)	(34,000)		(63,000)
KUM860	Shemin Trialogue Fund	110000							500	500		500		500
KUM865	Jack Miller Forum for Civics Educat	110000						10,765		10,765		10,765		10,765
KUM880	Arts and Education in Training	110000						5,000		5,000		5,000		5,000
KUM910	Schmidt Eminent Scholar-Humanities	110000	188,319	25,000	15,000	228,319	184,845	18,000	15,000	217,845	(3,474)	(7,000)		(10,474)
KUM915	Pew Fund	110000						10,000		10,000		10,000		10,000
KUM920	Schmidt Eminent Scholar-Perf Arts	110000	194,396	5,383	46,000	245,779	194,968	5,000	25,000	224,968	572	(383)	(21,000)	(20,811)
KUM930	Robert J. Morrow Eminent Scholar	110000		28,000	5,000	33,000		10,000	5,000	15,000		(18,000)		(18,000)
KUM940	DFS Eminent Scholar - Perf Arts	110000		21,530	10,000	31,530		5,000	1,000	6,000		(16,530)	(9,000)	(25,530)
KUM945	Bar Charts Joanne Jackson Fellowship	110000		7,500		7,500		4,700		4,700		(2,800)		(2,800)
KUM955	Scripps Howard Environmental Fund	220000			2,500	2,500			2,500	2,500				2,500
KUM960	Distinguished Prof Current Affairs	110000		5,383		5,383		3,000		3,000		(2,383)		(2,383)
KUM965	Savarick Competition	110000		4,306		4,306		3,000		3,000		(1,306)		(1,306)
KUM970	Raddock Eminent Scholar	110000	56,813	3,000	5,000	64,813	55,761	1,000	5,000	61,761	(1,052)	(2,000)		(3,052)
KUM980	Gimelstob Eminent Scholar	110000	25,776	5,000	5,000	35,776	25,300	5,000	2,500	32,800	(476)		(2,500)	(2,976)
KUM990	Larkin Symposium	110000	12,930	3,768		16,698	12,679	3,000	1,000	16,679	(251)	(768)	1,000	(19)
KUM995	Dietrich Eminent Scholar	110000	28,363	15,000	500	43,863	27,839	15,000	1,000	43,839	(524)	0	500	(24)
Total College of Arts & Letters			534,880	232,627	136,000	903,507	540,244	168,098	85,000	793,342	5,364	(64,529)	(51,000)	(110,165)
KUS052	Carl Desantis Bus & Ec Ctr	110000	146,680	21,530	10,000	178,210	88,463	19,999		108,462	(58,217)	(1,531)	(10,000)	(69,748)
KUS075	FAU FND - Office Depot Sm Bus Res	320000	33,900	21,530		55,430	33,901	19,999		53,900	1	(1,531)		(1,530)
KUS227	Virginia/Douglas Stewart Professor of the year.	110000		10,000		10,000		10,000		10,000				10,000
KUS432	Sensormatic Endowed Professorship	110000		21,530		21,530		10,000		10,000		(11,530)		(11,530)
KUS462	Sun Bank Endowed Prof Finance	220000		21,530		21,530		10,000		10,000		(11,530)		(11,530)
KUS820	Center for Service Marketing & Management	110000		10,765		10,765		10,000		10,000		(765)		(765)
KUS900	Internet Coast Institute	110000		43,060		43,060	54,600		4,899	59,499	54,600	(43,060)	4,899	16,439
KUS920	Emin Scholar Ch Business	110000	47,525	8,074	13,000	68,599	28,518	7,997		36,515	(19,007)	(77)	(13,000)	(32,084)
KUS930	Office Depot Eminent Scholar Chair Small Busin	110000	33,113			33,113	33,347			33,347	234			234
KUS960	Kenan Evren Eminent Scholar Chair	110000						59,999		59,999		59,999		59,999
Total College of Business			261,218	158,019	23,000	442,237	238,829	147,994	4,899	391,722	(22,389)	(10,025)	(18,101)	
KDU000	College of Ed. Foundation Account	110000						1,000	1,000	2,000		1,000	1,000	2,000
KDU210	Henderson Endowment Oper. Budget	110000		34,986	3,500	38,486		8,000	72,000	80,000		(26,986)	68,500	41,514
KDU340	South Florida Center	110000		15,071	2,000	17,071		8,000	500	8,500		(7,071)	(1,500)	(8,571)
KDU370	COE Good FIT Imitative	110000						6,000	40,000	46,000		6,000	40,000	46,000
KDU630	FAUS Guatemala Project	110000						6,000	500	6,500		6,000	500	6,500
KDU700	Pine Jog Operating Account	110000	589,156	59,208	165,000	813,364	481,130		39,371	520,501	(108,026)	(59,208)	(125,629)	(292,863)
KDU800	Holocaust Education	320000		1,615	3,000	4,615		1,000	500	1,500		(615)	(2,500)	(3,115)
KDU905	Project SMART	110000						35,000	8,000	43,000		35,000	8,000	43,000
KDU930	Eminent Scholars Chair	110000	40,250	13,995	52,000	106,245		10,000	500	10,500	(40,250)	(3,995)	(51,500)	(95,745)
Total College of Education			629,406	124,875	225,500	979,781	481,130	75,000	162,371	718,501	(148,276)	(49,875)	(63,129)	(261,280)
KNG370	Motorola Endowed Chair In Elec Engr	220000	14,824			14,824	5,077			5,077	(9,747)			(9,747)
KNG430	J.M. Rubin Fdtn Professor	110000	77,389			77,389	5,079			5,079	(72,310)			(72,310)
KNG440	Schmidt Endowed Professor	220000		3,230	6,000	9,230						(3,230)	(6,000)	(9,230)

FLORIDA ATLANTIC UNIVERSITY
2007-08 & 2008-09 BUDGET COMPARISON - ALL FUNDS
BY RESPONSIBILITY AREA & BY DEPARTMENT

Banner Index	Department Title	PCS CODE	2007-08 Budget				2008-09 Budget				VARIANCE							
			Salary & Benefits	OPS	Expense	Total	Salary & Benefits	OPS	Expense	Total	Salary & Benefits	OPS	Expense	Total				
KNG500	OE Academic Program Supt	220000		3,000		3,000												
KNG940	Schmidt Eminent Scholar Engineering	220000					69,299				69,299	69,299						
Total College of Engineering			92,213	6,230	6,000	104,443	79,455			79,455	(12,758)	(6,230)	(6,000)	(24,988)				
KRS055	Memory & Wellness Center	110000		6,459		6,459		20,000	10,000	30,000		13,541	10,000	23,541				
KRS075	Christine E. Lynn Endowment Fund	110000		43,060	80,000	123,060		50,000	150,000	200,000		6,940	70,000	76,940				
KRS085	Medical Staffing Network	110000		45,213	20,000	65,213		60,000	20,000	80,000		14,787		14,787				
KRS090	Holistic Nursing Program	110000						12,500		12,500		12,500		12,500				
KRS095	Nursing Continuing Education Fund	110000						40,000	20,000	60,000		40,000	20,000	60,000				
KRS115	Nursing Faculty Support Program	110000	294,724	45,213		339,937	172,049	9,857		181,906	(122,675)	(35,356)		(158,031)				
KRS160	Caring hearts	110000		24,760		24,760		20,000		20,000		(4,760)		(4,760)				
KRS220	Skelly Tutor Fund	110000		21,530		21,530		20,218		20,218		(1,312)		(1,312)				
KRS330	Treasure Coast Nursing Faculty Supt	110000	168,317			168,317	74,901	46,763		121,664	(93,416)	46,763		(46,653)				
KRS340	C. Lynn Center for Caring	110000	79,306	16,148	30,000	125,454	70,904	10,000	16,496	97,400	(8,402)	(6,148)	(13,504)	(28,054)				
KRS370	Skelly Graduate Asst Fund	110000			61,000	61,000		104,006		104,006		104,006	(61,000)	43,006				
KRS380	Nursing Faculty Enhancement	110000		268,587		268,587						(268,587)		(268,587)				
KRS900	Christine Lynn Eminent Scholar	110000	58,660			58,660	56,138		6,911	63,049	(2,522)	6,911		4,389				
KRS910	Sustaining the Caregiver	110000						28,000	5,000	33,000		28,000	5,000	33,000				
KRS970	H K Persson Eminent Scholar Chair	110000	81,919		10,000	91,919	65,418		30,793	96,211	(16,501)		20,793	4,292				
KRS985	Libby Dodson Endowment	110000		46,290		46,290		60,000	47,400	107,400		13,711	47,400	61,111				
Total College of Nursing			682,926	517,258	201,000	1,401,184	439,410	481,344	306,600	1,227,354	(243,516)	(35,914)	105,600	(173,830)				
KUP080	H.D. Epstein Prof Urban & Reg Plann	110000							15,000	15,000			15,000	15,000				
KUP375	Environmental Planning Fellowship	110000						26,000		26,000		26,000		26,000				
KUP960	John DeGrove Eminent Scholar Chair	110000					108,165	10,000	41,000	159,165	108,165	10,000	41,000	159,165				
Total College of Architecture, Urban & Public Affairs							108,165	36,000	56,000	200,165	108,165	36,000	56,000	200,165				
Total Provost Foundation Grants			2,276,034	1,086,992	1,169,255	4,532,281	2,053,485	1,000,869	4,178,200	7,232,554	(222,549)	(86,123)	3,008,945	2,700,273				
HEND09	Discretionary Lottery Fund	730000							6,400	6,400			6,400	6,400				
HEND11	Henderson Unallocated Release	610000		86,120	213,880	300,000		86,120	213,880	300,000								
HEND18	Henderson Operating	730000	3,279,055	315,415	993,177	4,587,647	3,424,353	350,000	1,005,752	4,780,105	145,298	34,585	12,575	192,458				
Total College of Education			3,279,055	401,535	1,207,057	4,887,647	3,424,353	436,120	1,226,032	5,086,505	145,298	34,585	18,975	198,858				
Total Development Research School			3,279,055	401,535	1,207,057	4,887,647	3,424,353	436,120	1,226,032	5,086,505	145,298	34,585	18,975	198,858				
Total Provost Contracts & Grants			37,495,089	1,548,527	21,876,312	60,919,928	24,291,906	12,111,989	25,915,164	62,319,059	(13,203,183)	10,563,462	4,038,852	1,399,131				
120002	Administrative Allowance	980000	220,779	6,000	13,000	239,779	281,868		10,000	291,868	61,089	(6,000)	(3,000)	52,089				
200022	Certifying Veterans & EI	980000			3,563	3,563			2,500	2,500			(1,063)	(1,063)				
240007	Administrative Allowance	510000	395,508	20,454	70,000	485,962	395,388	20,000	70,000	485,388	(120)	(454)	(574)					
240016	Florida Work Experience	510000		1,938	21,647	23,585			40,000	40,000		(1,938)	18,353	16,415				
240048	Job Location and Development 07-08	980000	42,955		7,045	50,000					(42,955)		(7,045)	(50,000)				
240049	Job Location and Development 2008-9	980000					44,589		5,412	50,001	44,589		5,412	50,001				
Financial Aid Administration			659,242	28,392	115,255	802,889	721,845	20,000	127,912	869,757	62,603	(8,392)	12,657	66,868				

FLORIDA ATLANTIC UNIVERSITY
2007-08 & 2008-09 BUDGET COMPARISON - ALL FUNDS
BY RESPONSIBILITY AREA & BY DEPARTMENT

Banner Index	Department Title	PCS CODE	2007-08 Budget			2008-09 Budget			VARIANCE					
			Salary & Benefits	OPS	Expense	Total	Salary & Benefits	OPS	Expense	Total	Salary & Benefits	OPS	Expense	Total
A00019	CWSP - Academic Affairs	980000		23,655	468,774	492,429					(23,655)	(468,774)	(492,429)	
S00201	Stafford	860000			83,130,253	83,130,253		64,536,141	64,536,141			(18,594,112)	(18,594,112)	
S00512	Financial Aid Fee Programs	860000			733,721	733,721		975,462	975,462			241,741	241,741	
S00617	SEOG	860000			355,297	355,297						(355,297)	(355,297)	
S00619	SEOG 08/09	860000						331,209	331,209					
S00813	Pell	860000			14,424,068	14,424,068						(14,424,068)	(14,424,068)	
S00815	Pell 08/09	860000						15,701,612	15,701,612					
S00903	Investment Earnings - Financial Aid	980000						284,211	284,211					
S24005	024080008 CWSP-Financial Aid	980000						21,215	21,215					
S50400	550400081 Custodial Scholarship	860000						1,318,508	1,318,508					
S05100	SECME Scholarship	860000			231,470	231,470						(231,470)	(231,470)	
S10001	Scholarship Investments	860000			1,974,425	1,974,425						(1,974,425)	(1,974,425)	
S11100	FAU Tuition Scholarship	860000			11,092,882	11,092,882						(11,092,882)	(11,092,882)	
S81000	Financial State Aid Grant (F S A G)	980000			166,211	166,211						(166,211)	(166,211)	
S81005	Jose Marti Scholarship Challenge	980000						16,275,070	16,275,070					
S82000	Federal Smart Grant	980000			400,823	400,823		295,931	295,931			(104,892)	(104,892)	
S83000	Federal Acad Competitive Grant	980000			357,286	357,286		393,615	393,615			36,329	36,329	
S84000	First Generation Matching Grant	980000			1,198,755	1,198,755		1,421,906	1,421,906			223,151	223,151	
S85006	Revenue from Grants in Aids	980000						4,112,423	4,112,423					
S86000	HELIOS First Generation Scholars	980000						8,441	8,441					
S90000	FAU Foundation Scholarship	860000			1,921,926	1,921,926		2,476,322	2,476,322			554,396	554,396	
Financial Aid Operations				23,655	116,455,891	116,479,546		108,152,066	108,152,066		(23,655)	(8,303,825)	(8,327,480)	
Total Provost Financial Aid			659,242	52,047	116,571,146	117,282,435	721,845	20,000	108,279,978	109,021,823	62,603	(32,047)	(8,291,168)	(8,260,612)
										(6,580,787)				
A00023	Concession Other-Provost & CAO	880003			11,000	11,000		11,000	11,000					
A00024	Concession Other-Community College	880003			3,000	3,000		8,000	8,000			5,000	5,000	
A00025	Concession-Graduation	880003			20,000	20,000		20,000	20,000					
Academic Affairs Admin					34,000	34,000		39,000	39,000			5,000	5,000	
A00204	Concession Dean Undergraduate Programs	880003			5,000	5,000						(5,000)	(5,000)	
B06010	Concession Freshman Academic Advising Servic	520003			6,500	6,500		6,500	6,500					
Undergraduate Programs					11,500	11,500		6,500	6,500			(5,000)	(5,000)	
A00202	Graduate Studies Concession	880003			2,000	2,000		2,000	2,000					
B06011	Concession Student-Minority	520003			15,000	15,000		15,000	15,000					
S50003	Campus Concession-Admissions	880003			30,000	30,000		30,000	30,000					
Registrar/FinAid/Admiss/Support					45,000	45,000		45,000	45,000					
B30006	Marching Band - Concession	880003			4,000	4,000		4,000	4,000					
B90005	Concession- ADHUS	880003			1,334	1,334		1,334	1,334					
T03305	Broward Chamber Music - Concession	520001			5,000	5,000		5,000	5,000					

FLORIDA ATLANTIC UNIVERSITY
2007-08 & 2008-09 BUDGET COMPARISON - ALL FUNDS
BY RESPONSIBILITY AREA & BY DEPARTMENT

Banner Index	Department Title	PCS CODE	2007-08 Budget				2008-09 Budget				VARIANCE			
			Salary & Benefits	OPS	Expense	Total	Salary & Benefits	OPS	Expense	Total	Salary & Benefits	OPS	Expense	Total
Total Provost Concessions					102,834	102,834			102,834	102,834				
Total Provost			179,408,297	23,458,493	177,219,001	380,085,791	166,474,658	33,672,237	185,225,968	385,372,863	(12,933,639)	10,213,744	8,006,967	5,287,072
VICE PRESIDENT - BROWARD'S AREA														
D00500	Davie Downtown Development	610000	50,243		1,932	52,175	29,250		8,032	37,282	(20,993)		6,100	(14,893)
D00600	Davie Community Relations	610000	160,215		48,310	208,525	157,448	10,794	41,320	209,562	(2,767)	10,794	(6,990)	1,037
D01400	Davie Facility Planning	610000	36,147		612	36,759	36,147		612	36,759				
D03000	Davie Campus VP	110000	502,321		120,821	623,142	493,019		133,519	626,538	(9,302)		12,698	3,396
D03002	Center For Excellence In Writing	110000			34,919	34,919							(34,919)	(34,919)
D03900	Davie Reserve	110000			150,719	150,719	45,037	10,000	82,588	137,625	45,037	10,000	(68,131)	(13,094)
D10300	Davie Asst Up Admin Services	610000	48,713		2,000	50,713	44,114		2,000	46,114	(4,599)			(4,599)
D10500	Davie Budget Office	610000	180,419		4,661	185,080	180,421		6,500	186,921	2		1,839	1,841
D11500	Davie Personnel Services	610000	29,458		1,400	30,858	29,458		2,461	31,919			1,061	1,061
D12000	Davie Cashier Office	610000	38,579		7,500	46,079	55,211		7,500	62,711	16,632			16,632
D12500	Davie Purchasing	610000	36,396		1,400	37,796	36,397		1,400	37,797	1			1
D13400	Davie Property Mgr/Courier	610000	55,786		2,400	58,186	55,788		2,400	58,188	2			2
D15000	Davie Mailroom	610000	93,525		3,500	97,025	66,466	13,530	3,500	83,496	(27,059)	13,530		(13,529)
D18000	Davie Security	610000	64,242		171,769	236,011	68,519		155,302	223,821	4,277		(16,467)	(12,190)
D22000	Davie Student Services	510000	428,941	47,270	16,174	492,385	429,176	41,500	13,289	483,965	235	(5,770)	(2,885)	(8,420)
D22100	Davie Student Activities	510000		8,500	7,632	16,132		8,500	7,632	16,132				
D22200	Davie Student With Disabilities	510000		7,000	16,564	23,564		8,500	16,564	25,064		1,500		1,500
D22300	Davie Multicultural Affairs	510000	37,550	30,600	7,000	75,150	37,550	30,000	7,000	74,550		(600)		(600)
D24000	Davie Financial Aid	510000	184,351	8,500	9,800	202,651	184,352	8,500	9,800	202,652	1			1
D25002	Davie Career Development	510000	149,119	7,500	6,800	163,419	142,113	7,500	6,800	156,413	(7,006)			(7,006)
D26000	Davie Testing And Evaluation	510000	40,170	18,000	12,848	71,018	40,170	20,000	11,175	71,345		2,000	(1,673)	327
D30000	Davie Registrar	510000	149,581	5,000	9,797	164,378	112,753	5,000	10,581	128,334	(36,828)		784	(36,044)
D50000	Davie Admissions	510000	188,795	8,958	7,884	205,637	192,719	15,000	14,564	222,283	3,924	6,042	6,680	16,646
D50004	Davie Library	410000	26,379		478,786	505,165	30,713		1,159,748	1,190,461	4,334		680,962	685,296
D50004	FAU/BCC Joint Library Contract	410000			771,313	771,313							(771,313)	(771,313)
D70000	Davie PO&M	010000	67,690			67,690	53,128			53,128	(14,562)			(14,562)
D71500	Davie Maintenance	030000	83,166		197,116	280,282	119,590		151,464	271,054	36,424		(45,652)	(9,228)
D71501	Davie Greenhouse Maintenance	030000			6,442	6,442			6,442	6,442				
D71502	Davie Sac Maintenance	030000			16,213	16,213			16,213	16,213				
D72500	Davie Custodial	050000			200,201	200,201			200,201	200,201				
D72501	Davie Greenhouse Custodial	050000			4,800	4,800			4,800	4,800				
D72502	Davie Sac Custodial	050000			22,500	22,500			20,500	20,500			(2,000)	(2,000)
D75500	Davie Utilities	020000			686,753	686,753			686,753	686,753				
D75501	Davie Greenhouse Utilities	020000			8,000	8,000			8,000	8,000				
D75502	Davie Sac Utilities	020000			75,000	75,000			69,000	69,000			(6,000)	(6,000)
Total Vice President Davie Educational & General			2,651,786	141,328	3,113,566	5,906,680	2,639,539	178,824	2,867,660	5,686,023	(12,247)	37,496	(245,906)	(220,657)
D01500	Davie Technology	920000			1,800	1,800							(1,800)	(1,800)
D01701	Pay For Print-Broward	920000			32,500	32,500							(32,500)	(32,500)
D09200	Davie Food Service	600000			7,040	7,040			9,460	9,460			2,420	2,420
D70002	Davie PO&M Auxiliary	790000			5,000	5,000			10,000	10,000			5,000	5,000

FLORIDA ATLANTIC UNIVERSITY
2007-08 & 2008-09 BUDGET COMPARISON - ALL FUNDS
BY RESPONSIBILITY AREA & BY DEPARTMENT

Banner Index	Department Title	PCS CODE	2007-08 Budget				2008-09 Budget				VARIANCE			
			Salary & Benefits	OPS	Expense	Total	Salary & Benefits	OPS	Expense	Total	Salary & Benefits	OPS	Expense	Total
Total Vice President Davie Auxiliaries					46,340	46,340			19,460	19,460			(26,880)	(26,880)
D00700	Davie Student Union	520001	110,798	60,112	177,334	348,244					(110,798)	(60,112)	(177,334)	(348,244)
D00702	Davie Student Operation	520001					110,873	55,840	185,540	352,253	110,873	55,840	185,540	352,253
D00703	Broward Counseling Center	520001							2,500	2,500			2,500	2,500
Total Vice President Davie Student Government			110,798	60,112	177,334	348,244	110,873	55,840	188,040	354,753	75	(4,272)	10,706	6,509
D22003	Concession Other-VP Student Service	880003			1,175	1,175			1,175	1,175				
Total Vice President Davie			2,762,584	201,440	3,338,415	6,302,439	2,750,412	234,664	3,076,335	6,061,411	(12,172)	33,224	(262,080)	(241,028)
C71500	Fort Lauderdale Tower Commercial Maintenan	030000		25,000	30,041	55,041		25,000	34,409	59,409			4,368	4,368
C72500	Fort Lauderdale Tower Commercial Custodial	050000			42,810	42,810			20,000	20,000			(22,810)	(22,810)
C73500	Fort Lauderdale Tower Commercial Grounds	050000			6,116	6,116			6,000	6,000			(116)	(116)
C75500	Fort Lauderdale Tower Commercial Utilities	020000			118,025	118,025			90,000	90,000			(28,025)	(28,025)
E18000	Dania Sea Tech Security	610000			109,090	109,090			105,489	105,489			(3,601)	(3,601)
E71500	Dania Sea Tech Maintenance	030000	52,648		92,408	145,056	52,648		75,000	127,648			(17,408)	(17,408)
E72500	Dania Sea Tech Custodial	050000			36,264	36,264			45,000	45,000			8,736	8,736
E73500	Dania Sea Tech Grounds	050000			8,059	8,059			12,000	12,000			3,941	3,941
E75500	Dania Sea Tech Utilities	020000			252,846	252,846			230,000	230,000			(22,846)	(22,846)
T00300	Fort Lauderdale Tower Downtown Admin Gen	610000	64,899		1,372	66,271	64,899		1,867	66,766			495	495
T00500	Fort Lauderdale Tower Downtown Developme	610000	34,146		1,288	35,434	19,500		6,005	25,505	(14,646)		4,717	(9,929)
T00600	Fort Lauderdale Tower Downtown Community	610000	106,810	11,778	52,682	171,270	104,966	12,466	38,653	156,085	(1,844)	688	(14,029)	(15,185)
T03000	Fort Lauderdale Tower Downtown Campus VP	110000	170,187		80,208	250,395	170,189		81,591	251,780	2		1,383	1,385
T03007	Broward Up Special Projects-Life Long Learnin	110000	56,258	21,183	47,460	124,901					(56,258)	(21,183)	(47,460)	(124,901)
T03900	Fort Lauderdale Tower Downtown Up Reserve	110000			36,583	36,583	38,537	10,000	23,779	72,316	38,537	10,000	(12,804)	35,733
T10300	Fort Lauderdale Tower Downtown Asst Up Adr	610000	8,596		2,000	10,596	7,786		2,000	9,786	(810)			(810)
T10500	Fort Lauderdale Tower Downtown Budget Offi	610000	57,271		12,565	69,836	57,271		3,186	60,457			(9,379)	(9,379)
T11500	Fort Lauderdale Tower Downtown Personnel S	610000	24,102		1,000	25,102	24,102		1,000	25,102				
T12011	Fort Lauderdale Tower Downtown Cashier Offi	610000	34,443		8,000	42,443					(34,443)		(8,000)	(42,443)
T12500	Fort Lauderdale Tower Downtown Purchasing	610000	15,599		1,000	16,599	15,599		1,000	16,599				
T13400	Fort Lauderdale Tower Downtown Property M	610000	23,909		5,400	29,309	23,909		5,400	29,309				
T14004	Fort Lauderdale Tower Downtown Facilities Pl	610000	61,546		3,639	65,185	61,546		4,139	65,685			500	500
T15007	Fort Lauderdale Tower Downtown Mailroom	610000	36,054		5,000	41,054	33,976		5,000	38,976	(2,078)			(2,078)
T18000	Fort Lauderdale Tower Downtown Security	610000	58,767		300,548	359,315	132,217		149,989	282,206	73,450		(150,559)	(77,109)
T18001	HEC Security	610000	58,000			58,000			151,828	151,828	(58,000)		151,828	93,828
T22000	Fort Lauderdale Tower Downtown Student Ser	510000	70,243	500	1,780	72,523	70,244		1,500	71,744	1	(500)	(280)	(779)
T22100	Fort Lauderdale Tower Downtown Student Act	510000		7,716	3,461	11,177		8,000	3,741	11,741		284	280	564
T22200	Fort Lauderdale Tower Downtown Student Dis	510000		460	200	660		400	200	600		(60)		(60)
T22300	Fort Lauderdale Tower Downtown Multicultur	510000			100	100			100	100				
T24000	Fort Lauderdale Tower Downtown Student Fin	510000	7,314		200	7,514	7,314		200	7,514				
T24001	Fort Lauderdale Tower Downtown Student Fin	860000			900,000	900,000			900,000	900,000				
T25000	Ft Downtown Career Development	510000			200	200	7,007		200	7,207	7,007			7,007
T30000	Fort Lauderdale Tower Downtown Registrar	510000	102,222		4,461	106,683	102,223		5,269	107,492	1		808	809
T50000	Fort Lauderdale Tower Downtown Admissions	510000	50,590			50,590	49,036		1,554	50,590	(1,554)		1,554	
T50002	Fort Lauderdale Tower Downtown - Public Libr	410000			575,245	575,245	25,129		465,856	490,985	25,129		(109,389)	(84,260)

FLORIDA ATLANTIC UNIVERSITY
2007-08 & 2008-09 BUDGET COMPARISON - ALL FUNDS
BY RESPONSIBILITY AREA & BY DEPARTMENT

Banner Index	Department Title	PCS CODE	2007-08 Budget				2008-09 Budget				VARIANCE			
			Salary & Benefits	OPS	Expense	Total	Salary & Benefits	OPS	Expense	Total	Salary & Benefits	OPS	Expense	Total
T70000	Fort Lauderdale Tower Downtown Askew Tow	010000	114,908			114,908	126,145			126,145	11,237			11,237
T71500	Fort Lauderdale Tower Downtown Askew Tow	030000	36,421		84,000	120,421	36,422		75,000	111,422	1		(9,000)	(8,999)
T71501	Fort Lauderdale Tower Downtown Hec Mainte	030000	44,349		84,331	128,680	44,349		84,000	128,349			(331)	(331)
T72500	Fort Lauderdale Tower Downtown Askew Tow	050000			95,167	95,167			80,000	80,000			(15,167)	(15,167)
T72501	Fort Lauderdale Tower Downtown Hec Custodi	050000			140,000	140,000			140,000	140,000				
T73501	Fort Lauderdale Tower Downtown Hec Grounc	050000			5,000	5,000			4,885	4,885			(115)	(115)
T75500	Fort Lauderdale Tower Downtown Askew Tow	020000			244,510	244,510			260,000	260,000			15,490	15,490
T75501	Fort Lauderdale Tower Downtown Hec Utilitie	020000			311,055	311,055			339,845	339,845			28,790	28,790
Total Vice President Fort Lauderdale Tower Educational & General			1,289,282	66,637	3,704,114	5,060,033	1,275,014	55,866	3,455,685	4,786,565	(14,268)	(10,771)	(248,429)	(273,468)
T01100	Bookstore-Broward	660000			5,000	5,000			50,000	50,000			45,000	45,000
T03100	Student Health Service-Broward	710000	117,529	24,300	36,700	178,529	115,361	25,000	35,000	175,361	(2,168)	700	(1,700)	(3,168)
T05100	Student Counseling-Broward	710000	169,228	15,000	15,000	199,228	137,770	15,000	10,000	162,770	(31,458)		(5,000)	(36,458)
T06000	Copy Services-Broward	630000			40,000	40,000	13,531		20,000	33,531	13,531		(20,000)	(6,469)
T41101	Orientation - Broward	910000		3,000	8,000	11,000		2,000	8,000	10,000		(1,000)		(1,000)
T70004	Student Wellness-Broward	710000	109,113	24,920	74,500	208,533	104,348	31,351	100,075	235,774	(4,765)	6,431	25,575	27,241
T80001	Lifelong Learning Broward	780000		24,275	12,250	36,525			1,500	1,500		(24,275)	(10,750)	(35,025)
Total Vice President Fort Lauderdale Tower Auxiliaries			395,870	91,495	191,450	678,815	371,010	73,351	224,575	668,936	(24,860)	(18,144)	33,125	(9,879)
T00700	Ft Lauderdale Activity Center	520001			36,050	36,050							(36,050)	(36,050)
T00701	FTL Activity Center Operations	520001							37,132	37,132			37,132	37,132
T01110	Broward Program Board	520001			100,000	100,000			68,641	68,641			(31,359)	(31,359)
T01111	Broward I.C.C.	520001			5,000	5,000			1,500	1,500			(3,500)	(3,500)
T01120	Broward Student Government	520001			33,400	33,400			33,520	33,520			120	120
T01122	Broward Student Gov Stipends	520001		143,080		143,080		92,268		92,268		(50,812)		(50,812)
T01125	Broward Contingency	520001			28,150	28,150			20,000	20,000			(8,150)	(8,150)
T01127	Broward Owl Prod Rev	520001			5,000	5,000							(5,000)	(5,000)
T01128	Broward Executive Projects	520001			5,000	5,000			3,000	3,000			(2,000)	(2,000)
T01129	Broward FAU/BCC Child	520001			15,000	15,000			11,000	11,000			(4,000)	(4,000)
T01130	Broward Senate Projects	520001			4,000	4,000			2,500	2,500			(1,500)	(1,500)
T01133	Broward Wellness	520001	104,526	24,920	102,500	231,946			-		(104,526)	(24,920)	(102,500)	(231,946)
T01139	Broward Achievement Award	520001			4,000	4,000			5,000	5,000			1,000	1,000
T01148	Broward Volunteer Center	520001			7,500	7,500			3,500	3,500			(4,000)	(4,000)
T01154	Broward Disability Service	520001			2,000	2,000			1,000	1,000			(1,000)	(1,000)
T01155	Broward Cultural Awareness	520001			17,500	17,500			15,000	15,000			(2,500)	(2,500)
T01172	Broward Club Accounts	520001			26,000	26,000			17,500	17,500			(8,500)	(8,500)
T01173	Broward Stud Gvt Training	520001			2,500	2,500			1,000	1,000			(1,500)	(1,500)
T01174	Broward Career Services	520001			8,117	8,117			4,000	4,000			(4,117)	(4,117)
T01200	Broward General Revenue	520001			350,000	350,000							(350,000)	(350,000)
Total Vice President Fort Lauderdale Tower Student Government			104,526	168,000	751,717	1,024,243		92,268	224,293	316,561	(104,526)	(75,732)	(527,424)	(707,682)
T03003	Concession Other-VP Broward	880003			17,766	17,766			17,766	17,766				
Total Vice President Fort Lauderdale Tower			1,789,678	326,132	4,665,047	6,780,857	1,646,024	221,485	3,922,319	5,789,828	(143,654)	(104,647)	(742,728)	(991,029)
VICE PRESIDENT JUPITER'S AREA														

FLORIDA ATLANTIC UNIVERSITY
2007-08 & 2008-09 BUDGET COMPARISON - ALL FUNDS
BY RESPONSIBILITY AREA & BY DEPARTMENT

Banner Index	Department Title	PCS CODE	2007-08 Budget			2008-09 Budget			VARIANCE					
			Salary & Benefits	OPS	Expense	Total	Salary & Benefits	OPS	Expense	Total	Salary & Benefits	OPS	Expense	Total
J00501	University Development Macarthur	610000			33,788	33,788							(33,788)	(33,788)
J00601	University Relations / Publications Macarthur	610000	100,494		24,030	124,524	100,471	3,240	21,627	125,338	(23)	3,240	(2,403)	814
J00602	Publications Macarthur	610000			4,000	4,000			2,750	2,750			(1,250)	(1,250)
J06000	Academic Support Macarthur	110000	110,234	6,000	11,250	127,484	112,834	10,000	6,552	129,386	2,600	4,000	(4,698)	1,902
J07005	Vp Reserve Macarthur	110000	51,148	10,542		61,690		98,059	47,269	145,328	(51,148)	87,517	47,269	83,638
J07007	Vp Macarthur	110000	317,294		50,000	367,294	320,073		50,000	370,073			2,779	2,779
J07011	Academic Support Services	400000	159,738	9,000	10,000	178,738	98,759	10,000	9,000	117,759	(60,979)	1,000	(1,000)	(60,979)
J10500	Budget Office Macarthur	610000	74,857	3,000	4,598	82,455	74,857	3,000	4,598	82,455				
J12000	Cashiers Office Macarthur	610000	83,721		15,257	98,978	88,993		15,257	104,250	5,272			5,272
J14000	Facilities Planning - Macarthur	610000			3,634	3,634			5,000	5,000			1,366	1,366
J15004	Mail Macarthur	610000	110,041		14,900	124,941	79,006		13,410	92,416	(31,035)		(1,490)	(32,525)
J18000	University Police Macarthur	610000	462,800	13,329	35,470	511,599	425,683		35,470	461,153	(37,117)	(13,329)		(50,446)
J20000	Student Affairs Macarthur	510000	103,130	17,080	18,000	138,210	103,130	13,000	18,000	134,130		(4,080)		(4,080)
J21000	Student Activities Macarthur	510000	44,200		5,000	49,200	44,200		7,000	51,200			2,000	2,000
J24000	Financial Aid Macarthur	860000	143,219		6,900	150,119	143,221		6,500	149,721	2		(400)	(398)
J25002	Student Placement Macarthur	510000	81,747		6,500	88,247	87,846		6,500	94,346	6,099			6,099
J27000	Diversity Student Services	510000	49,465	850	12,000	62,315	44,850	1,000	8,000	53,850	(4,615)	150	(4,000)	(8,465)
J30000	Registrar Macarthur	510000	126,088		6,971	133,059	93,218		6,274	99,492	(32,870)		(697)	(33,567)
J50003	Library Macarthur	410000	332,634	16,500	22,742	371,876	373,598	10,000	11,972	395,570	40,964	(6,500)	(10,770)	23,694
J50005	Admissions Macarthur	510000	122,620		4,107	126,727	85,606		8,198	93,804	(37,014)		4,091	(32,923)
J76000	Transportation Macarthur	010000	89,701		17,450	107,151	89,702		15,705	105,407	1		(1,745)	(1,744)
Total Vice President Jupiter Education & General			2,563,131	76,301	306,597	2,946,029	2,366,047	148,299	299,082	2,813,428	(197,084)	71,998	(7,515)	(132,601)
A80001	Life Long Learning Society Jupiter	780000					339,262	244,039	130,760	714,061	339,262	244,039	130,760	714,061
G09704	Lease Space MacArthur	790000							2,000	2,000			2,000	2,000
J01200	Bookstore - Jupiter	660000			128	128							(128)	(128)
J01700	Pay For Print - Jupiter	920000			3,200	3,200							(3,200)	(3,200)
J02200	CES Meetings & Workshops	780000		1,077	4,000	5,077						(1,077)	(4,000)	(5,077)
J02201	CES Education & Outreach	780000	10,000	5,000	10,000	25,000					(10,000)	(5,000)	(10,000)	(25,000)
J02202	Environmental Studies -	780000	37,173	4,306	81,000	122,479					(37,173)	(4,306)	(81,000)	(122,479)
J02203	Web Development & AIS Ser	780000		2,691	750	3,441						(2,691)	(750)	(3,441)
J03200	Student Health - Jupiter	710000	115,719		19,150	134,869	109,164		19,000	128,164	(6,555)		(150)	(6,705)
J05200	Student Counseling- Jupiter	710000	68,209		7,500	75,709	68,736		7,500	76,236	527			527
J40004	Land Use Agreement Jupiter	910000			6,109	6,109							(6,109)	(6,109)
J40005	FAU Scripps Jupiter	910000			720,000	720,000			375,000	375,000			(345,000)	(345,000)
Total Vice President Jupiter Auxiliaries			231,101	13,074	851,837	1,096,012	517,162	244,039	534,260	1,295,461	286,061	230,965	(317,577)	199,449
J01101	MacArthur Administration	520001		43,095	9,400	52,495		22,900	4,800	27,700		(20,195)	(4,600)	(24,795)
J01102	MacArthur Contingency	520001			599	599			2,000	2,000			1,401	1,401
J01103	MacArthur Program Board	520001			75,000	75,000			33,078	33,078			(41,922)	(41,922)
J01104	MacArthur - Executive	520001			1,750	1,750			1,000	1,000			(750)	(750)
J01105	MacArthur- Senate Project	520001		7,410		7,410		4,938		4,938		(2,472)		(2,472)
J01106	MacArthur- Student Affair	520001			2,250	2,250			2,050	2,050			(200)	(200)
J01107	MacArthur Student Life	520001		31,120	75,000	106,120		45,184	96,000	141,184		14,064	21,000	35,064
J01108	MacArthur Program Board Revenue	520001			1,500	1,500							(1,500)	(1,500)
J01109	MacArthur Night Owls	520001			870	870							(870)	(870)

FLORIDA ATLANTIC UNIVERSITY
2007-08 & 2008-09 BUDGET COMPARISON - ALL FUNDS
BY RESPONSIBILITY AREA & BY DEPARTMENT

Banner Index	Department Title	PCS CODE	2007-08 Budget				2008-09 Budget				VARIANCE			
			Salary & Benefits	OPS	Expense	Total	Salary & Benefits	OPS	Expense	Total	Salary & Benefits	OPS	Expense	Total
J01110	The Burrow Student Union	520001	33,887	32,250	3,863	70,000	33,893	31,050	9,961	74,904	6	(1,200)	6,098	4,904
J01113	MacArthur Campus Club	520001			18,275	18,275			17,200	17,200			(1,075)	(1,075)
J01115	MacArthur Campus Inter	520001			2,200	2,200			1,800	1,800			(400)	(400)
J01116	MacArthur Campus Savi	520001			2,000	2,000			2,300	2,300			300	300
J01117	MacArthur Campus Student	520001			2,500	2,500			1,911	1,911			(589)	(589)
Total Vice President Jupiter Student Government			33,887	113,875	195,207	342,969	33,893	104,072	172,100	310,065	6	(9,803)	(23,107)	(32,904)
J07009	Campus Concession-VP Northern	520003			5,177	5,177			5,177	5,177				
Total Vice President Jupiter			2,828,119	203,250	1,358,818	4,390,187	2,917,102	496,410	1,010,619	4,424,131	88,983	293,160	(348,199)	33,944
VICE PRESIDENT TREASURE COAST'S AREA														
K00070	Publications Treasure Coast	610000			49,858	49,858			5,000	5,000			(44,858)	(44,858)
K05000	105092215 Non-Resident Instruction	460000					38,836		38,836	38,836				38,836
K05300	105300015 Treasure Coast Center	110000					31,876		31,876	31,876				31,876
K05302	Admin. Treasure Coast	110000	469,406		60,000	529,406	315,384		60,000	375,384	(154,022)			(154,022)
K05304	Treasure Coast Campus Expansion	110000			13,066	13,066							(13,066)	(13,066)
K06000	Advising Treasure Coast Campus	110000	56,456		2,510	58,966	50,700		2,510	53,210	(5,756)			(5,756)
K10500	Budget Office Treasure Coast	610000	32,081		1,691	33,772	32,082		1,691	33,773	1			1
K11500	Human Resources Treasure Coast Campus Exp.	610000			41,400	41,400							(41,400)	(41,400)
K12000	Cashiers Treasure Coast	610000	88,167		10,009	98,176	85,428		10,009	95,437	(2,739)			(2,739)
K15000	Mail Treasure Coast	610000	25,771	14,049	47,269	87,089	30,925		15,000	45,925	5,154	(14,049)	(32,269)	(41,164)
K17001	University Relations Treasure Coast	610000	61,953		3,120	65,073	71,500		3,120	74,620	9,547			9,547
K17002	Vp Reserve Account - Treasure Coast	110000	35,000		60,000	95,000			177,932	177,932	(35,000)		117,932	82,932
K17005	Development Alumni Relations	610000	44,108		2,500	46,608	53,625		2,500	56,125	9,517			9,517
K18000	University Police Treasure Coast	610000	363,136	3,334	22,900	389,370	383,826		18,861	402,687	20,690	(3,334)	(4,039)	13,317
K18001	University Police/Security Hobe Treasure Coas	610000			20,000	20,000							(20,000)	(20,000)
K20000	Student Services Treasure Coast	510000	93,857		16,480	110,337	136,758		10,900	147,658	42,901		(5,580)	37,321
K24000	Financial Aid Treasure Coast	860000	46,492		1,500	47,992	46,492		1,500	47,992				
K30000	Registrar's Office Treasure Coast	510000	91,791		5,080	96,871	96,426		4,080	100,506	4,635		(1,000)	3,635
K50000	Admissions Treasure Coast	510000	47,276		3,500	50,776	48,470		3,500	51,970	1,194			1,194
K50001	Library Treasure Coast	410000	203,683		17,500	221,183	258,257		8,653	266,910	54,574		(8,847)	45,727
K71000	Maintenance - Treasure Coast	030000			41,000	41,000			36,360	36,360			(4,640)	(4,640)
K71001	Maintenance - HOB I Treasure Coast Campus	030000			54,000	54,000							(54,000)	(54,000)
K72000	Custodial - Treasure Coast	050000			10,000	10,000			10,000	10,000				
K72001	Custodial - HOB I Treasure Coast Campus	050000	62,366		23,673	86,039					(62,366)		(23,673)	(86,039)
K73001	Grounds HOB I Treasure Coast Campus	050000			10,000	10,000							(10,000)	(10,000)
K75000	Utilities Treasure Coast	020000			305,000	305,000			238,500	238,500			(66,500)	(66,500)
K75001	Utilities Hobe Treasure Coast Campus	020000			250,000	250,000							(250,000)	(250,000)
K76000	Transportation Treasure Coast	010000			2,500	2,500	122,150		2,500	124,650	122,150			122,150
Total Vice President Treasure Coast Education & General			1,721,543	17,383	1,074,556	2,813,482	1,802,735		612,616	2,415,351	81,192	(17,383)	(461,940)	(398,131)
K03400	Student Health Services Treasure	710000	72,820		6,135	78,955	66,524		6,500	73,024	(6,296)		365	(5,931)
K26001	Testing & Evaluation Treasure Coast	910000		3,875	3,000	6,875		4,000	3,000	7,000		125		125
K44001	FAU Torrey Pines @ HBOI	910000							175,000	175,000			175,000	175,000
K80001	Life Long Learning TREASURE COAST	780000	56,367	5,813	42,000	104,180		65,000	44,000	109,000	(56,367)	59,187	2,000	4,820

FLORIDA ATLANTIC UNIVERSITY
2007-08 & 2008-09 BUDGET COMPARISON - ALL FUNDS
BY RESPONSIBILITY AREA & BY DEPARTMENT

Banner Index	Department Title	PCS CODE	2007-08 Budget				2008-09 Budget				VARIANCE			
			Salary & Benefits	OPS	Expense	Total	Salary & Benefits	OPS	Expense	Total	Salary & Benefits	OPS	Expense	Total
Total Vice President Treasure Coast Auxiliaries			129,187	9,688	51,135	190,010	66,524	69,000	228,500	364,024	(62,663)	59,312	177,365	174,014
K00700	Treasure Coast Activity Center	520001			15,000	15,000							(15,000)	(15,000)
K00701	Treasure Coast Student Life	520001						36,100	82,150	118,250	36,100	82,150	118,250	
K01101	Treasure Coast Contingency	520001			3,000	3,000			1,000	1,000			(2,000)	(2,000)
K01102	Treasure Coast Program	520001		12,975	47,500	60,475		10,050	22,660	32,710	(2,925)	(24,840)	(27,765)	
K01103	Treasure Coast Executive	520001			3,000	3,000							(3,000)	(3,000)
K01104	Treasure Coast Club	520001			2,000	2,000			2,000	2,000				
K01105	Treasure Coast Senate	520001		5,000	1,000	6,000		4,800	4,200	9,000	(200)	3,200	3,000	
K01106	Treasure Coast Student Gov Program	520001			300	300							(300)	(300)
K01107	Treasure Coast Student Gov Program	520001			2,500	2,500			1,000	1,000			(1,500)	(1,500)
K01108	Treasure Coast Administrators	520001		15,200	4,825	20,025		13,440	4,500	17,940	(1,760)	(325)	(2,085)	
Total Vice President Treasure Coast Student Government				33,175	79,125	112,300		64,390	117,510	181,900		31,215	38,385	69,600
K17003	Campus Concession-VP Treasure	520001			2,634	2,634			2,634	2,634				
Total Vice President Treasure Coast			1,850,730	60,246	1,207,450	3,118,426	1,869,259	133,390	961,260	2,963,909	18,529	73,144	(246,190)	(154,517)
VICE PRESIDENT OF FINANCE'S AREA														
F10000	Sr VP Finance And COO	610000	389,424		35,000	424,424	394,576		35,000	429,576	5,152			5,152
F10002	Sr. VP Reserve	610000	30,758			30,758	1,950			1,950	(28,808)			(28,808)
F10500	University Budget Office	610000	415,599	12,000	22,000	449,599	425,072		21,795	446,867	9,473	(12,000)	(205)	(2,732)
F10700	Associate VP. Financial Affairs	610000	181,839		9,000	190,839	181,839		9,000	190,839				
F10801	Technology Support	610000	746,880		416,375	1,163,255	617,960		355,815	973,775	(128,920)		(60,560)	(189,480)
F11500	Department of Personnel Services	610000	1,181,419	35,000	66,000	1,282,419	1,223,678	20,452	39,278	1,283,408	42,259	(14,548)	(26,722)	989
F11503	Hr / Student Employment	610000	128,139	2,691	5,620	136,450	126,840	2,691	5,620	135,151	(1,299)			(1,299)
F12000	Controller's Office	610000	2,234,399	38,000	240,000	2,512,399	2,208,425	31,614	237,775	2,477,814	(25,974)	(6,386)	(2,225)	(34,585)
F12500	Purchasing	610000	433,978	12,000	30,000	475,978	437,068	10,353	18,000	465,421	3,090	(1,647)	(12,000)	(10,557)
F12501	Purchasing - Central Receiving	610000			64,600	64,600							(64,600)	(64,600)
F85000	Casualty Insurance Premiums	610000			1,777,324	1,777,324			1,654,000	1,654,000			(123,324)	(123,324)
F92600	Henderson Lab School Overhead - Financial Afl	610000			(14,859)	(14,859)			(14,859)	(14,859)				
S15005	Mailroom	610000			540,000	540,000			495,000	495,000			(45,000)	(45,000)
S18000	University Police	610000	2,182,463	68,512	288,838	2,539,813	2,259,513	68,512	228,877	2,556,902	77,050		(59,961)	17,089
S85000	Aids Training	460000			3,500	3,500			3,400	3,400			(100)	(100)
S95000	Henderson Lab School Overhead - Police / Mai	610000			(7,616)	(7,616)			(7,616)	(7,616)				
Total Vice President Finance Educational & General			7,924,898	168,203	3,475,782	11,568,883	7,876,921	133,622	3,081,085	11,091,628	(47,977)	(34,581)	(394,697)	(477,255)
F00000	Auxiliary Administration-Controller	770000	367,908			367,908	368,375			368,375	467			467
F00002	Auxiliary Administration-Budget	770000	72,484			72,484	72,589			72,589	105			105
F00003	Auxiliary Administration-Purchasing	770000	90,724			90,724	91,905			91,905	1,181			1,181
F00004	Auxiliary Administration-Personnel	770000	76,299			76,299	76,362			76,362	63			63
F00005	Aux. Admin.-Sr.VP A&F Computing	770000	70,937			70,937	71,039			71,039	102			102
F00006	Banner Project	770000	136,956		50,000	186,956	136,985		50,000	186,985	29			29
F00007	Auxiliary Administration-Property	770000	89,955			89,955	90,041			90,041	86			86
F00008	Auxiliary Administration-Reserve	770000			22,000	22,000			22,000	22,000				
F00010	Investments-Auxiliaries	770000			350,000	350,000			435,000	435,000			85,000	85,000

FLORIDA ATLANTIC UNIVERSITY
2007-08 & 2008-09 BUDGET COMPARISON - ALL FUNDS
BY RESPONSIBILITY AREA & BY DEPARTMENT

Banner Index	Department Title	PCS CODE	2007-08 Budget			2008-09 Budget			VARIANCE									
			Salary & Benefits	OPS	Expense	Total	Salary & Benefits	OPS	Expense	Total	Salary & Benefits	OPS	Expense	Total				
F00011	Auxiliary Admin.-Computer	770000					79,482			79,482				79,482				79,482
F00012	Auxiliary-Facilities Planning	770000					48,898			48,898				48,898				48,898
F00013	Auxiliary Administration-Grounds	770000					90,844			90,844				90,844				90,844
F00014	Auxiliary Admin.-Inspect	770000					64,369			64,369				64,369				64,369
F00015	Auxiliary Admin.-Attorney	770000					41,729			41,729				41,729				41,729
F00017	Aux Admin-Information Booth	770000	33,181				33,189			33,189				8				8
F00018	University Business Services	770000	247,401	10,000	30,000	287,401	221,895	10,000	30,000	261,895			(25,506)					(25,506)
F00019	Auxiliary Administration- Security	770000	269,989		104,000	373,989	344,415		104,000	448,415			74,426					74,426
F00020	Auxiliary Administration- Mailroom	770000	60,340		868	61,208	60,353		868	61,221			13					13
F01400	Special Projects -Auxiliary	910000			30,000	30,000			20,000	20,000							(10,000)	(10,000)
F09801	Joint Underwriting Assoc	770000	134,671			134,671							(134,671)					(134,671)
F41101	Property Management	910000								12,000							12,000	12,000
F41102	Late Pay Fees - Controllers	910000	314,177		19,000	333,177	335,671			25,000			21,494				6,000	27,494
G09003	Security Events Recharge	740000	8,716	3,230	25,000	36,946		12,000		15,000			(8,716)	8,770		(10,000)	(9,946)	
J09201	Food Service - Jupiter	600000			720,000	720,000				695,000							(25,000)	(25,000)
S01001	Bookstore - Boca	660000			45,000	45,000	35,371			35,000							(10,000)	25,371
S06000	Copy Service Recharge	630000			180,000	180,000				180,000								180,000
S06001	Photo I.D.	630000	86,385	12,918	45,000	144,303	86,403	20,000		45,000			18	7,082				7,100
S06002	Business Services	630000	153,879	16,148	25,500	195,527	95,973	94,182		15,000			(57,906)	78,034	(10,500)			9,628
S09000	Traffic And Parking Services	740000	1,362,124	69,561	2,192,907	3,624,592	1,355,560	97,000		2,792,907			(6,564)	27,439		600,000		620,875
S09201	Food Service	600000			25,000	25,000										(25,000)		(25,000)
S09202	Center Market Place	600000	66,879	10,765	4,058,000	4,135,644	73,673			4,325,000			6,794	(10,765)		267,000		263,029
S09203	Food Service Chartwells	600000			400,000	400,000				425,000						25,000		25,000
S09400	Postage Service	700000			475,000	475,000				537,000								62,000
S09500	Budget Reserve & Excess Release	770000			954,809	954,809											(954,809)	(954,809)
Total Vice President Finance Auxiliaries			3,643,005	122,622	9,752,084	13,517,711	3,875,121	233,182	9,763,775	13,872,078	232,116	110,560	(383,006)	11,691	354,367			
F10005	Concession-Sr.VP Finance	880003			12,000	12,000				12,000								12,000
F10006	Concession Service Awards	880003			13,200	13,200				13,200								13,200
G70008	Utility Expansion	880003			5,000	5,000				5,000								5,000
Total Vice President Finance Concessions					30,200	30,200				30,200								30,200
Total Vice President Finance			11,567,903	290,825	13,258,066	25,116,794	11,752,042	366,804	12,875,060	24,993,906	184,139	75,979	(383,006)		(122,888)			
VICE PRESIDENT STUDENT SERVICE'S AREA																		
S10300	Asst. Vice Pres. Off.	610000	158,281		2,000	160,281							(158,281)			(2,000)		(160,281)
S20000	Vice Pres-student Affairs	510000	467,852	10,000	5,098	482,950	723,130	5,000	5,828	733,958			255,278	(5,000)	730			251,008
S20002	Multicultural Affairs	510000	224,491	29,000	35,000	288,491	189,832	29,000	25,000	243,832			(34,659)		(10,000)			(44,659)
S20005	Minority Student Services-reserve	510000		(26,065)	(10,000)	(36,065)		(26,000)	(10,000)	(36,000)				65				65
S20014	Today And Beyond Program	460000	66,305	4,000	1,000	71,305							(66,305)	(4,000)		(1,000)		(71,305)
S20015	Campus Volunteer Center	460000	76,063	17,000	4,000	97,063	74,677	15,000	3,000	92,677			(1,386)	(2,000)	(1,000)			(4,386)
S21004	Student Activities	510000	216,796		6,000	222,796	151,157		4,000	155,157			(65,639)		(2,000)			(67,639)
S22000	Dean Student Affairs	510000	383,745	8,000	8,000	399,745	469,210	5,000	6,000	480,210			85,465	(3,000)	(2,000)			80,465
S22010	Greek Life	510000		8,000	4,000	12,000		4,000	2,000	6,000				(4,000)	(2,000)			(6,000)
S22500	Counseling Center	510000	52,586			52,586							(52,586)					(52,586)
S25007	Cooperative Education	510000	67,755		4,000	71,755	67,756		2,000	69,756			1			(2,000)		(1,999)

FLORIDA ATLANTIC UNIVERSITY
2007-08 & 2008-09 BUDGET COMPARISON - ALL FUNDS
BY RESPONSIBILITY AREA & BY DEPARTMENT

Banner Index	Department Title	PCS CODE	2007-08 Budget				2008-09 Budget				VARIANCE			
			Salary & Benefits	OPS	Expense	Total	Salary & Benefits	OPS	Expense	Total	Salary & Benefits	OPS	Expense	Total
S25008	Career Development	510000	410,550	18,000	8,000	436,550	380,609	9,000	5,000	394,609	(29,941)	(9,000)	(3,000)	(41,941)
S27000	Assoc. Dean Student Affairs	510000		8,000	31,000	39,000			28,000	28,000	(8,000)	(3,000)	(3,000)	(11,000)
S27001	Students/disabilities	510000	373,338	55,720	25,000	454,058	369,106	48,000	20,000	437,106	(4,232)	(7,720)	(5,000)	(16,952)
S28000	International Student	510000	259,293	8,000	9,000	276,293	258,351	6,000	5,000	269,351	(942)	(2,000)	(4,000)	(6,942)
S28004	S.e.v.i.s. - International	510000			9,000	9,000			9,000	9,000				
Total Vice President Student Services Educational & General			2,757,055	139,655	141,098	3,037,808	2,683,828	95,000	104,828	2,883,656	(73,227)	(44,655)	(36,270)	(154,152)
S02402	Ropes	870000		20,000	30,000	50,000		29,264	10,000	39,264		9,264	(20,000)	(10,736)
S03000	Student Health Services	710000	1,446,294	366,966	899,424	2,712,684	1,505,401	284,376	956,400	2,746,177	59,107	(82,590)	56,976	33,493
S05000	Student Counseling Center	710000	621,456	155,923	38,680	816,059	699,357	117,775	58,000	875,132	77,901	(38,148)	19,320	59,073
S07000	University Center-Genera	720000	681,197	242,384	634,645	1,558,226	652,512	292,000	669,180	1,613,692	(28,685)	49,616	34,535	55,466
S07001	University Center Program Supports	720000		10,100	28,700	38,800		7,500	42,000	49,500		(2,600)	13,300	10,700
S07002	Student Computer Lab	720000		50,000		50,000		41,000	9,000	50,000		(9,000)	9,000	
S12000	Algonquin - Operations	620000	70,732	27,788	168,055	266,575	74,103	30,906	170,143	275,152	3,371	3,118	2,088	8,577
S12005	Residence Halls-R&M Reserve	620000			300,000	300,000							(300,000)	(300,000)
S13000	Innocation Vilage-Operations	620000							20,000	20,000			20,000	20,000
S14200	Apartments - Operations	620000	238,262	78,519	749,180	1,065,961	244,273	99,255	831,348	1,174,876	6,011	20,736	82,168	108,915
S14201	Apartments - Debt Service	620000							1,000,934	1,000,934			1,000,934	1,000,934
S14202	Apartments-Debt Service	620000			1,000,244	1,000,244							(1,000,244)	(1,000,244)
S14203	Apartments-Reserves	620000			340,000	340,000			1,417,000	1,417,000			1,077,000	1,077,000
S15000	Housing Administration - Operations	620000	1,169,470	19,269	345,236	1,533,975	1,171,820	15,000	470,805	1,657,625	2,350	(4,269)	125,569	123,650
S20019	Student Affairs Institute	910000							3,600	3,600			3,600	3,600
S21000	Honors College I - Operations	620000	90,036	37,732	266,924	394,692	89,691	28,000	296,766	414,457	(345)	(9,732)	29,842	19,765
S21002	Honors College I - Debt Service	620000			406,189	406,189			404,814	404,814			(1,375)	(1,375)
S21005	Honors College I - Reserve	620000			50,000	50,000							(50,000)	(50,000)
S22003	Honors College II - Operations	620000	90,621	30,450	260,413	381,484	90,275	22,000	269,374	381,649	(346)	(8,450)	8,961	165
S22004	Honors College II - Debt Service	620000			446,085	446,085			449,991	449,991			3,906	3,906
S22005	Honors College II - Reserve	620000			50,000	50,000							(50,000)	(50,000)
S23000	New Building 07 - Operations	620000	317,458	90,695	595,717	1,003,870	310,281	89,557	574,238	974,076	(7,177)	(1,138)	(21,479)	(29,794)
S23002	New Building 07 - Debt Service	620000			1,716,073	1,716,073			1,715,873	1,715,873			(200)	(200)
S26600	Heritage Park Towers	620000	387,401	92,733	831,748	1,311,882	392,266	93,265	757,638	1,243,169	4,865	532	(74,110)	(68,713)
S26603	Heritage Park Towers	620000			1,466,450	1,466,450			1,467,460	1,467,460			1,010	1,010
S27060	Indian River Towers - Operations	620000	369,562	110,658	1,140,540	1,620,760	364,052	132,290	1,025,060	1,521,402	(5,510)	21,632	(115,480)	(99,358)
S27062	Indian River-Debt Service	620000			980,082	980,082			981,081	981,081			999	999
S27063	Indian River-Reserves	620000			300,000	300,000							(300,000)	(300,000)
S41101	Orientation - Boca	910000	27,146	50,880	139,475	217,501	94,040	73,029	125,000	292,069	66,894	22,149	(14,475)	74,568
S41102	Career Development Center	910000	23,178	27,989	74,500	125,667	37,098	31,000	73,350	141,448	13,920	3,011	(1,150)	15,781
Total Vice President Student Services Auxiliaries			5,532,813	1,412,086	13,258,360	20,203,259	5,725,169	1,386,217	13,799,055	20,910,441	192,356	(25,869)	540,695	707,182
S00100	Boca Administration	520001			28,200	28,200			11,000	11,000			(17,200)	(17,200)
S00101	Boca Stipends	520001		88,728		88,728		99,068		99,068		10,340		10,340
S00103	UWC Agency For Graduate	520001		50,000	200,000	250,000		48,750	64,000	112,750		(1,250)	(136,000)	(137,250)
S00106	Boca Child Care	520001			25,000	25,000							(25,000)	(25,000)
S00108	Boca Radio Station	520001						23,040	14,648	37,688		23,040	14,648	37,688
S00109	Boca Club Conference	520001			100,000	100,000							(100,000)	(100,000)
S00112	Boca Senate Projects	520001			10,000	10,000			7,500	7,500			(2,500)	(2,500)

FLORIDA ATLANTIC UNIVERSITY
2007-08 & 2008-09 BUDGET COMPARISON - ALL FUNDS
BY RESPONSIBILITY AREA & BY DEPARTMENT

Banner Index	Department Title	PCS CODE	2007-08 Budget			2008-09 Budget			VARIANCE						
			Salary & Benefits	OPS	Expense	Total	Salary & Benefits	OPS	Expense	Total	Salary & Benefits	OPS	Expense	Total	
S00113	Lobby	520001			48,000	48,000			35,000	35,000			(13,000)	(13,000)	
S00114	Boca Governor - Projects	520001			8,000	8,000			17,000	17,000			9,000	9,000	
S00116	Boca Career Development	520001		3,360	6,000	9,360						(3,360)	(6,000)	(9,360)	
S00117	UWC Banquet	520001			24,000	24,000				13,000	13,000		(11,000)	(11,000)	
S00118	UWC Elections	520001			18,640	10,925	29,565		24,400	6,400	30,800		5,760	(4,525)	1,235
S00119	Boca Spirit/Entertainment	520001				10,000	10,000						(10,000)	(10,000)	
S00122	Radio Station Revenue	520001								10,014	10,014		10,014	10,014	
S00125	Student Government Revenue	520001				5,000	5,000						(5,000)	(5,000)	
S00127	Boca COOP Education	520001				5,000	5,000						(5,000)	(5,000)	
S00130	Graduate Reception	520001				10,000	10,000			5,000	5,000		(5,000)	(5,000)	
S00131	UWC Student Supreme Court	520001		10,400	15,976	26,376		10,000	15,755	25,755		(400)	(221)	(621)	
S00132	President Executive Projects	520001				5,000	5,000			20,000	20,000		15,000	15,000	
S00139	Weeks of Welcome	520001				7,000	7,000			10,000	10,000		3,000	3,000	
S00145	Vice President's Executive	520001				5,000	5,000			5,000	5,000				
S00149	Campus Task Force	520001				21,500	21,500			15,846	15,846		(5,654)	(5,654)	
S00152	Community Relations	520001				3,000	3,000						(3,000)	(3,000)	
S00154	STUDENT GOV Library	520001				4,837	4,837			4,885	4,885		48	48	
S00156	FAU Parent Weekend	520001				2,300	2,300						(2,300)	(2,300)	
S00157	CCE Alternative Spring Break	520001								25,000	25,000		25,000	25,000	
S00158	Departmental Transfer Expense	520001								25,000	25,000		25,000	25,000	
S00302	Boca Orientation	520001				8,500	8,500			8,500	8,500				
S00304	UWC Admin	520001				9,140	9,140			5,000	5,000		(4,140)	(4,140)	
S00305	Office of Greek Life	520001								3,784	3,784		3,784	3,784	
S00306	Boca S.A.V.I	520001				8,700	8,700			15,000	15,000		6,300	6,300	
S00307	Student Leadership Conference	520001				25,000	25,000			20,000	20,000		(5,000)	(5,000)	
S00308	Black Student Union	520001							8,223	61,777	70,000		8,223	61,777	70,000
S00309	Boca Aids/Peer Education	520001				24,200	24,200			30,000	30,000		5,800	5,800	
S00310	UWC Publications	520001							61,906	19,107	81,013		61,906	19,107	81,013
S00311	UWC Homecoming	520001		18,000	154,000	172,000		18,000	152,000	170,000			(2,000)	(2,000)	
S00312	UWC Homecoming Revenue	520001				40,000	40,000			20,000	20,000		(20,000)	(20,000)	
S00313	Boca Night Owls	520001		94,176	20,244	114,420		55,374	14,000	69,374		(38,802)	(6,244)	(45,046)	
S00314	Boca Art Galleries	520001				7,500	7,500						(7,500)	(7,500)	
S00315	UWC Publications Revenue	520001								10,000	10,000		10,000	10,000	
S00317	SG Television Station	520001							96,260	24,939	121,199		96,260	24,939	121,199
S00318	Boca Book Loan	520001								27,000	27,000		27,000	27,000	
S00324	Boca COSO	520001				200,000	200,000			250,000	250,000		50,000	50,000	
S00326	UWC Carnivowl	520001				75,830	75,830			10,000	10,000		(65,830)	(65,830)	
S00329	UWC Programs	520001				5,000	5,000			5,000	5,000				
S00330	UWC Fiscal Assistant	520001	115,388	26,088	7,500	148,976		116,027	12,750	7,198	135,975	639	(13,338)	(302)	(13,001)
S00331	University Wide Stipends	520001		44,225	5,573	49,798		40,310	7,500	47,810		(3,915)	1,927	(1,988)	
S00333	UWC Owl TV Revenue	520001				10,000	10,000			15,934	15,934		5,934	5,934	
S00335	USA TODAY READERSHIP	520001				30,000	30,000			30,000	30,000				
S00336	Boca Marquee	520001								15,000	15,000		15,000	15,000	
S00343	Retreat	520001	63,573	173,427	75,000	312,000		63,586	16,724	80,310		13	(173,427)	(58,276)	(231,690)
S00520	Boca Program Board	520001		65,680	427,440	493,120		62,080	312,920	375,000		(3,600)	(114,520)	(118,120)	
S00700	Boca Campus Recreation	520001				25,000	25,000			30,000	30,000		5,000	5,000	

FLORIDA ATLANTIC UNIVERSITY
2007-08 & 2008-09 BUDGET COMPARISON - ALL FUNDS
BY RESPONSIBILITY AREA & BY DEPARTMENT

Banner Index	Department Title	PCS CODE	2007-08 Budget			2008-09 Budget			VARIANCE					
			Salary & Benefits	OPS	Expense	Total	Salary & Benefits	OPS	Expense	Total	Salary & Benefits	OPS	Expense	Total
S00758	Boca Campus Recreation Facility Op	520001		188,384	636,082	824,466		260,556	594,250	854,806		72,172	(41,832)	30,340
S00759	Boca Campus Recreation Programs	520001		77,478	8,500	85,978		102,256	8,500	110,756		24,778		24,778
S00760	Boca Campus Recreation	520001	231,056	20,000	38,500	289,556	387,389	24,000	47,908	459,297	156,333	4,000	9,408	169,741
S00783	Boca Raton Campus Recreation	520001							808,000	808,000			808,000	808,000
S00901	Boca Office Students with Disabilities	520001			5,300	5,300			4,000	4,000			(1,300)	(1,300)
S01300	Boca USPS Salaries	520001	101,385	19,415	21,000	141,800	97,703	20,000	20,797	138,500	(3,682)	585	(203)	(3,300)
S01701	Boca Program Board Revenue	520001			100,000	100,000			100,000	100,000				
S06005	Boca Theatre	520001			10,000	10,000							(10,000)	(10,000)
S20012	Boca Contingency	520001			367,394	367,394			130,605	130,605			(236,789)	(236,789)
S40000	UWC Budget Reserve	520001			10,000	10,000							(10,000)	(10,000)
S50004	Boca U.C. Holding	520001			916,700	916,700							(916,700)	(916,700)
Total Vice President Student Services Student Government			511,402	898,001	3,826,841	5,236,244	664,705	966,973	3,130,491	4,762,169	153,303	68,972	(696,350)	(474,075)
S11001	Concession- Housing	880003			7,529	7,529			7,529	7,529				
S20010	Concession Other-VP Student Affairs	880003			21,000	21,000			21,000	21,000				
S21003	Concession- Honors College	880003			1,500	1,500			1,500	1,500				
S07004	Campus Concession University Center	880003			2,208	2,208			2,208	2,208				
Total Vice President Student Services Concessions					32,237	32,237			32,237	32,237				
Total Vice President Student Services			8,801,270	2,449,742	17,258,536	28,509,548	9,073,702	2,448,190	17,066,611	28,588,503	272,432	(1,552)	(191,925)	78,955
UNIVERSITY ARCHITECT and VICE PRESIDENT FACILITIES														
G10200	Vice President Facilities Poem	610000	595,463		50,275	645,738	466,935		127,802	594,737	(128,528)		77,527	(51,001)
G10600	Space Utilization & Analysis	610000	392,646	11,000	64,100	467,746	399,409	11,000	45,608	456,017	6,763		(18,492)	(11,729)
G14000	Facilities Planning	610000	975,428	30,344	72,212	1,077,984	1,006,772		37,147	1,043,919	31,344	(30,344)	(35,065)	(34,065)
G14100	Environmental Health & Safety	610000	779,594		467,984	1,247,578	833,656		388,961	1,222,617	54,062		(79,023)	(24,961)
G70000	University Architect's Office	010000	122,254			122,254					(122,254)			(122,254)
G70002	Director Of Physical Plant	010000	695,021		127,037	822,058	707,039		46,796	753,835	12,018		(80,241)	(68,223)
G70007	Person, Unemploy, Insurance and Retirement	010000	35,903			35,903			50,000	50,000	(35,903)		50,000	14,097
G71000	Maintenance Department	030000			1,168,200	1,168,200			928,200	928,200			(240,000)	(240,000)
G71003	Everglades Youth Camp - Maintenance	030000			128,581	128,581			112,402	112,402			(16,179)	(16,179)
G72000	Custodial Service Department	050000	692,267		1,561,240	2,253,507	658,011		1,546,240	2,204,251	(34,256)		(15,000)	(49,256)
G72001	Custodial-Pine Jog	050000			20,520	20,520			18,472	18,472			(2,048)	(2,048)
G73000	Grounds Department	050000	619,391		431,479	1,050,870	619,397		421,479	1,040,876	6		(10,000)	(9,994)
G73001	Grounds-Recreation	050000			170,000	170,000			153,000	153,000			(17,000)	(17,000)
G73002	Grounds-Pine Jog	050000			25,750	25,750			23,175	23,175			(2,575)	(2,575)
G75000	Utility Department	020000	1,420,899	34,589	400,722	1,856,210	1,435,380	38,211	320,613	1,794,204	14,481	3,622	(80,109)	(62,006)
G75001	Electric, Gas, Water & Sewer	020000			7,864,496	7,864,496			7,864,496	7,864,496				
G76000	Transportation Department	010000	86,034		145,000	231,034	86,035		108,185	194,220	1		(36,815)	(36,814)
H00099	Environmental Health & Safety HBOI	610000					221,836		32,000	253,836	221,836		32,000	253,836
J70000	Vice President Facilities Macarthur	010000	32,824		17,176	50,000			21,657	21,657	(32,824)		4,481	(28,343)
J71000	Maintenance - Macarthur	030000			773,000	773,000			695,700	695,700			(77,300)	(77,300)
J73000	Grounds - Macarthur	050000			75,000	75,000			67,500	67,500			(7,500)	(7,500)
J75000	Utilities Macarthur Purchase	020000			724,986	724,986			724,986	724,986				
J75500	Utilities Macarthur Maintenance	020000			100,000	100,000			87,417	87,417			(12,583)	(12,583)
Total University Architect & Vice President Facilities Ed & Gen			6,447,724	75,933	14,387,758	20,911,415	6,434,470	49,211	13,821,836	20,305,517	(13,254)	(26,722)	(565,922)	(605,898)

FLORIDA ATLANTIC UNIVERSITY
2007-08 & 2008-09 BUDGET COMPARISON - ALL FUNDS
BY RESPONSIBILITY AREA & BY DEPARTMENT

Banner Index	Department Title	PCS CODE	2007-08 Budget			2008-09 Budget			VARIANCE					
			Salary & Benefits	OPS	Expense	Total	Salary & Benefits	OPS	Expense	Total	Salary & Benefits	OPS	Expense	Total
F00012	Auxiliary-Facilities Planning	770000	48,888			48,888				(48,888)			(48,888)	
F00013	Auxiliary Administration-Grounds	770000	90,995			90,995				(90,995)			(90,995)	
G09702	Facilities Planning Auxiliary	790000			451,380	451,380		90,015	90,015			(361,365)	(361,365)	
G09703	Hazardous Materials	790000	283,666		55,000	338,666	293,672		293,672	10,006		(55,000)	(44,994)	
G09704	Lease Space MacArthur	790000			5,000	5,000						(5,000)	(5,000)	
G09705	Environment Health/Safety	790000	124,749		108,847	233,596	186,570		186,570	61,821		(108,847)	(47,026)	
Total University Architect & Vice President Facilities Auxiliaries			548,298		620,227	1,168,525	480,242		570,257	(68,056)		(530,212)	(598,268)	
G70001	Concession-University Architect	880003			5,000	5,000			5,000				5,000	
Total University Architect & Vice President Facilities			6,996,022	75,933	15,012,985	22,084,940	6,914,712	49,211	13,916,851	20,880,774	(81,310)	(26,722)	(1,096,134)	(1,204,166)
VICE PRESIDENT COMMUNICATION'S AREA														
A62000	Graphics	430000	273,707	9,298	10,000	293,005	278,910	9,298	10,000	298,208	5,203		5,203	
P00126	Internal Communications	610000	68,250		2,134	70,384	68,250		2,134	70,384				
U00601	Media Relations	610000	454,536		69,397	523,933	454,538	29,397	40,000	523,935	2	29,397	(29,397)	2
U00603	Advertising	610000	102,657		152,000	254,657	102,658		152,000	254,658	1			1
U00609	Publications Office	610000	266,587	15,524	50,000	332,111	266,588	11,524	50,000	328,112	1	(4,000)		(3,999)
U00611	Communications Enrollment Growth	610000	75,000		125,000	200,000			113,785	113,785	(75,000)		(11,215)	(86,215)
Total Vice President Communications Educational & General			1,240,737	24,822	408,531	1,674,090	1,170,944	50,219	367,919	1,589,082	(69,793)	25,397	(40,612)	(85,008)
U00607	Concession Other-University Communications	880003			14,695	14,695			14,695	14,695				
Total Vice President Communications			1,240,737	24,822	423,226	1,688,785	1,170,944	50,219	382,614	1,603,777	(69,793)	25,397	(40,612)	(85,008)
SENIOR VICE PRESIDENT FOR UNIVERSITY ADVANCEMENT AND ALUMNI RELATIONS														
U00500	VP. University Advancement	610000	1,202,272		43,703	1,245,975	1,148,941		43,700	1,192,641	(53,331)		(3)	(53,334)
U00502	Development Office	610000	277,157		10,926	288,083	223,278		11,000	234,278	(53,879)		74	(53,805)
U00503	Alumni Affairs Office	610000	282,652		18,210	300,862	282,653		18,252	300,905	1		42	43
U00504	VP. University Advancement-salary	610000	109,177			109,177	119,187			119,187	10,010			10,010
Total Senior VP for University Advancement/Alumni Relations E&G			1,871,258		72,839	1,944,097	1,774,059		72,952	1,847,011	(97,199)		113	(97,086)
KDG100	Foundation Operations	610000	446,777	23,683	30,000	500,460	467,551	22,000	44,000	533,551	20,774	(1,683)	14,000	33,091
KDG120	Foundation Development	610000	1,513,907	23,683	10,000	1,547,590	1,479,890	15,000	10,000	1,504,890	(34,017)	(8,683)		(42,700)
KDG130	Found Univ Advancement Events	610000							43,000	43,000			43,000	43,000
KDG140	Found Publications/Communications	610000							120,000	120,000			120,000	120,000
KDG150	Foundation Phonation	610000		32,295	10,000	42,295		31,700	145,500	177,200		(595)	135,500	134,905
KDG700	FAU FND -President	610000	168,052			168,052	172,146			172,146	4,094			4,094
KDG706	Annuity Payments	610000	46,091			46,091	52,000			52,000	5,909			5,909
KL0000	Foundation University Club	610000							10,000	10,000			10,000	10,000
KLU000	FAU National Alumni Association	220000	17,205			17,205					(17,205)			(17,205)
KUND05	FAU Foundation Miscellaneous Payroll	220000	66,222			66,222	48,507			48,507	(17,715)			(17,715)
Total Senior VP for Univ Advancement/Alumni Relations Grants			2,258,254	79,661	50,000	2,387,915	2,220,094	68,700	372,500	2,661,294	(38,160)	(10,961)	322,500	273,379

FLORIDA ATLANTIC UNIVERSITY
2007-08 & 2008-09 BUDGET COMPARISON - ALL FUNDS
BY RESPONSIBILITY AREA & BY DEPARTMENT

Banner Index	Department Title	PCS CODE	2007-08 Budget				2008-09 Budget				VARIANCE			
			Salary & Benefits	OPS	Expense	Total	Salary & Benefits	OPS	Expense	Total	Salary & Benefits	OPS	Expense	Total
U00506	Campus Concession-Dev/Alumni	880003			7,500	7,500			7,500	7,500				
U00608	Concession Advertising-Other	880003			5,200	5,200			5,200	5,200				
Total Senior VP for Univ Advancement/Alumni Relations Concession					12,700	12,700			12,700	12,700				
Total Senior VP for University Advancement/Alumni Relations			4,129,512	79,661	135,539	4,344,712	3,994,153	68,700	458,152	4,521,005	(135,359)	(10,961)	322,613	176,293
SUMMARY BY RESPONSIBILITY AREA:														
President			7,495,741	556,521	8,723,711	16,775,973	7,304,445	522,535	8,864,189	16,691,169	(191,296)	(33,986)	140,478	(84,804)
Academic Affairs:														
Provost Area			27,803,996	2,516,946	140,385,603	170,706,545	32,231,393	2,149,290	143,940,328	178,321,011	4,427,397	(367,656)	3,554,725	7,614,466
College Of Science			17,956,894	4,497,982	1,710,020	24,164,896	18,456,489	4,738,112	1,560,946	24,755,547	499,595	240,130	(149,074)	590,651
College Of Biomedical Science			6,938,125	109,073	5,144,679	12,191,877	6,675,828	428,000	7,551,565	14,655,393	(262,297)	318,928	2,406,886	2,463,517
College of Arts & Letters			19,368,288	4,882,580	1,084,808	25,335,676	19,888,986	4,091,106	923,570	24,903,662	520,698	(791,474)	(161,238)	(432,014)
College of Business			23,645,983	3,955,407	3,521,369	31,122,759	22,072,800	3,492,332	4,746,302	30,311,434	(1,573,183)	(463,075)	1,224,933	(811,324)
College of Education			18,224,458	4,605,763	3,008,287	25,838,508	17,447,222	5,459,567	3,127,817	26,034,606	(777,236)	853,804	119,530	196,098
College of Engineering			14,591,848	672,275	603,778	15,867,901	13,736,144	424,971	790,557	14,951,672	(855,704)	(247,304)	186,779	(916,229)
College of Nursing			5,730,813	776,126	487,464	6,994,403	5,223,082	814,592	514,300	6,551,974	(507,731)	38,466	26,836	(442,429)
College of Architecture, Urban & Public Affairs			8,241,332	1,223,340	800,046	10,264,718	7,793,853	1,238,708	906,651	9,939,212	(447,479)	15,368	106,605	(325,506)
Honors College			4,104,881	159,002	843,156	5,107,039	3,786,815	147,699	653,000	4,587,514	(318,066)	(11,303)	(190,156)	(519,525)
Vice President Research			32,801,679	60,000	19,629,791	52,491,470	19,162,046	10,687,860	20,510,932	50,360,838	(13,639,633)	10,627,860	881,141	(2,130,632)
Total Academic Affairs			179,408,297	23,458,493	177,219,001	380,085,791	166,474,658	33,672,237	185,225,968	385,372,863	(12,933,639)	10,213,744	8,006,967	5,287,072
Vice President - Davie Campus			2,762,584	201,440	3,338,415	6,302,439	2,750,412	234,664	3,076,335	6,061,411	(12,172)	33,224	(262,080)	(241,028)
Vice President - Fort Lauderdale Tower Campus			1,789,678	326,132	4,665,047	6,780,857	1,646,024	221,485	3,922,319	5,789,828	(143,654)	(104,647)	(742,728)	(991,029)
Vice President - Jupiter Campus			2,828,119	203,250	1,358,818	4,390,187	2,917,102	496,410	1,010,619	4,424,131	88,983	293,160	(348,199)	33,944
Vice President - Treasure Coast Campus			1,850,730	60,246	1,207,450	3,118,426	1,869,259	133,390	961,260	2,963,909	18,529	73,144	(246,190)	(154,517)
Vice President Financial Affairs			11,567,903	290,825	13,258,066	25,116,794	11,752,042	366,804	12,875,060	24,993,906	184,139	75,979	(383,006)	(122,888)
Vice President Student Services			8,801,270	2,449,742	17,258,536	28,509,548	9,073,702	2,448,190	17,066,611	28,588,503	272,432	(1,552)	(191,925)	78,955
Vice President - Univ. Architect and Facilities			6,996,022	75,933	15,012,985	22,084,940	6,914,712	49,211	13,916,851	20,880,774	(81,310)	(26,722)	(1,096,134)	(1,204,166)
Vice President Communications & Marketing			1,240,737	24,822	423,226	1,688,785	1,170,944	50,219		1,603,777	(69,793)	25,397	(40,612)	(85,008)
Vice President - University Advancement/Alumni Relations			4,129,512	79,661	135,539	4,344,712	3,994,153	68,700	458,152	4,521,005	(135,359)	(10,961)	322,613	176,293
Reserves			17,834,620	1,948,482	3,633,830	23,416,932	2,174,702	1,330,132	5,203,142	8,707,976	(15,659,918)	(618,350)	1,569,312	(14,708,956)
TOTAL			246,705,213	29,675,547	246,234,624	522,615,384	218,042,155	39,593,977	252,580,506	510,599,252	(28,663,058)	9,918,430	6,728,496	(12,016,132)

**FLORIDA ATLANTIC UNIVERSITY
 DETAIL OF SALARIES
 2008-09 OPERATING BUDGET
 EDUCATION AND GENERAL**

Position Number	Employee Name	Job Title	Index Number	Department Title	Pay Plan	FTE	Budgeted Weeks	Person Years	Current Rate	Salary Dollars	Amount W/Benefits
Provost											
981213	A.LaPlant	Coordinator Public Functions	A00000	Academic Affairs	AMP	1.000	52.20	1.00	45,435	45,435	59,066
991422	M.Mertz	Coordinator, Administrative Sv	A00000	Academic Affairs	AMP	1.000	52.20	1.00	73,300	73,300	95,290
991811	S.Rosenstein	Business Manager	A00000	Academic Affairs	AMP	1.000	52.20	1.00	72,817	72,817	94,663
990031	D.Alperin	Assoc. Provost & Professor	A00000	Academic Affairs	FAC	1.000	52.20	1.00	146,066	146,066	185,373
991044	J.Pritchett	Provost and Professor	A00000	Academic Affairs	FAC	1.000	52.20	1.00	260,081	260,081	330,069
990064	M.Armstrong	Associate Provost	A00000	Academic Affairs	FAC	1.000	52.20	1.00	134,900	134,900	171,202
991103	N.Kaufman	Associate Provost	A00000	Academic Affairs	FAC	1.000	52.20	1.00	158,300	158,300	200,899
981076	S. Rinaldi	Faculty Administrator	A00000	Academic Affairs	FAC	0.500	52.20	0.50	15,000	15,000	19,037
990702	A.Forman	Executive Secretary	A00000	Academic Affairs	SP	1.000	52.20	1.00	45,878	45,878	63,583
992201	E.Bennett	Program Assistant	A00000	Academic Affairs	SP	1.000	52.20	1.00	34,500	34,500	47,814
991627	L.Perez	Senior Executive Secretary	A00000	Academic Affairs	SP	1.000	52.20	1.00	43,667	43,667	60,519
A00000 Total						10.500		10.50	1,029,944	1,029,944	1,327,515
992454	*** Unfilled ***	Associate Professor	A00003	Academic Affairs-Program Review	FAC	1.000	39.00	0.75	41,664	41,664	52,876
992503	*** Unfilled ***	Associate Professor	A00003	Academic Affairs-Program Review	FAC	1.000	39.00	0.75	30,406	30,406	38,589
992510	*** Unfilled ***	Professor	A00003	Academic Affairs-Program Review	FAC	0.500	39.00	0.37	9,275	9,275	11,771
992511	*** Unfilled ***	Associate Professor	A00003	Academic Affairs-Program Review	FAC	0.760	52.20	0.76	5,175	5,175	6,568
A00003 Total						3.260		2.63	86,520	86,520	109,804
980673	*** Unfilled ***	Coor. Acad. Support Services	A00008	Academic Affairs Reserve	AMP	4.000	52.20	4.00	150,000	0	0
980674	*** Unfilled ***	Coor. Acad. Support Services	A00008	Academic Affairs Reserve	AMP	4.000	52.20	4.00	150,000	0	0
980675	*** Unfilled ***	Coor. Acad. Support Services	A00008	Academic Affairs Reserve	AMP	4.000	52.20	4.00	150,000	0	0
980676	*** Unfilled ***	Coor. Acad. Support Services	A00008	Academic Affairs Reserve	AMP	4.000	52.20	4.00	103,586	0	0
980677	*** Unfilled ***	Coor. Acad. Support Services	A00008	Academic Affairs Reserve	AMP	4.000	52.20	4.00	180,000	0	0
980678	*** Unfilled ***	Coor. Acad. Support Services	A00008	Academic Affairs Reserve	AMP	4.000	52.20	4.00	180,000	0	0
980718	*** Unfilled ***	Coor. Acad. Support Services	A00008	Academic Affairs Reserve	AMP	1.000	52.20	1.00	0	0	0
980719	*** Unfilled ***	Coor. Acad. Support Services	A00008	Academic Affairs Reserve	AMP	1.000	52.20	1.00	45,000	0	0
980720	*** Unfilled ***	Coor. Acad. Support Services	A00008	Academic Affairs Reserve	AMP	1.000	52.20	1.00	45,000	0	0
981101	*** Unfilled ***	Coor. Acad. Support Services	A00008	Academic Affairs Reserve	AMP	1.000	52.20	1.00	0	0	0
981102	*** Unfilled ***	Coor. Acad. Support Services	A00008	Academic Affairs Reserve	AMP	1.000	52.20	1.00	70,000	0	0
981104	*** Unfilled ***	Coor. Acad. Support Services	A00008	Academic Affairs Reserve	AMP	1.000	52.20	1.00	0	0	0
981105	*** Unfilled ***	Coor. Acad. Support Services	A00008	Academic Affairs Reserve	AMP	1.190	52.20	1.19	49,926	0	0
981107	*** Unfilled ***	Coor. Acad. Support Services	A00008	Academic Affairs Reserve	AMP	1.000	52.20	1.00	0	0	0
981717	*** Unfilled ***	Coor. Acad. Support Services	A00008	Academic Affairs Reserve	AMP	1.000	52.20	1.00	14,253	0	0
981718	*** Unfilled ***	Coor. Acad. Support Services	A00008	Academic Affairs Reserve	AMP	1.000	52.20	1.00	35,000	0	0

**FLORIDA ATLANTIC UNIVERSITY
 DETAIL OF SALARIES
 2008-09 OPERATING BUDGET
 EDUCATION AND GENERAL**

Position Number	Employee Name	Job Title	Index Number	Department Title	Pay Plan	FTE	Budgeted Weeks	Person Years	Current Rate	Salary Dollars	Amount W/Benefits
981719	*** Unfilled ***	Coor. Acad. Support Services	A00008	Academic Affairs Reserve	AMP	1.000	52.20	1.00	50,000	0	0
981720	*** Unfilled ***	Coor. Acad. Support Services	A00008	Academic Affairs Reserve	AMP	1.000	52.20	1.00	60,000	0	0
981721	*** Unfilled ***	Coor. Acad. Support Services	A00008	Academic Affairs Reserve	AMP	1.000	52.20	1.00	60,000	0	0
981727	*** Unfilled ***	Director, Academic Programs	A00008	Academic Affairs Reserve	AMP	1.000	52.20	1.00	65,000	0	0
993052	*** Unfilled ***	Coor. Computer Applications	A00008	Academic Affairs Reserve	AMP	1.000	52.20	1.00	16,010	0	0
993093	*** Unfilled ***	Coordinator Budgeting	A00008	Academic Affairs Reserve	AMP	1.000	52.20	1.00	27,597	0	0
993116	*** Unfilled ***	Coord, Admissions/Registration	A00008	Academic Affairs Reserve	AMP	1.000	52.20	1.00	65,715	0	0
993126	*** Unfilled ***	Coor. Acad. Support Services	A00008	Academic Affairs Reserve	AMP	1.000	52.20	1.00	24,506	0	0
993139	*** Unfilled ***	Coordinator Budgeting	A00008	Academic Affairs Reserve	AMP	1.000	52.20	1.00	46,783	0	0
993151	*** Unfilled ***	Coord, Admissions/Registration	A00008	Academic Affairs Reserve	AMP	1.000	52.20	1.00	50,000	0	0
993162	*** Unfilled ***	Coord, Administrative Svcs	A00008	Academic Affairs Reserve	AMP	1.000	52.20	1.00	55,516	0	0
993164	*** Unfilled ***	Coord, Admissions/Registration	A00008	Academic Affairs Reserve	AMP	1.000	52.20	1.00	17,936	0	0
993165	*** Unfilled ***	Coor. Computer Applications	A00008	Academic Affairs Reserve	AMP	1.000	52.20	1.00	14,979	0	0
993295	*** Unfilled ***	Coor. Acad. Support Services	A00008	Academic Affairs Reserve	AMP	1.000	52.20	1.00	55,706	0	0
993297	*** Unfilled ***	Coor. Acad. Support Services	A00008	Academic Affairs Reserve	AMP	1.000	52.20	1.00	27,814	0	0
993341	*** Unfilled ***	Coor. Acad. Support Services	A00008	Academic Affairs Reserve	AMP	1.000	52.20	1.00	48,000	0	0
993342	*** Unfilled ***	Coor. Acad. Support Services	A00008	Academic Affairs Reserve	AMP	1.000	52.20	1.00	48,000	0	0
993343	*** Unfilled ***	Coor. Acad. Support Services	A00008	Academic Affairs Reserve	AMP	1.000	52.20	1.00	48,000	0	0
993344	*** Unfilled ***	Coor. Acad. Support Services	A00008	Academic Affairs Reserve	AMP	1.000	52.20	1.00	48,000	0	0
993345	*** Unfilled ***	Coor. Acad. Support Services	A00008	Academic Affairs Reserve	AMP	1.000	52.20	1.00	48,000	0	0
993346	*** Unfilled ***	Coor. Acad. Support Services	A00008	Academic Affairs Reserve	AMP	1.000	52.20	1.00	48,000	0	0
993347	*** Unfilled ***	Coor. Acad. Support Services	A00008	Academic Affairs Reserve	AMP	1.000	52.20	1.00	48,000	0	0
981391	*** Unfilled ***	Instructor	A00008	Academic Affairs Reserve	FAC	1.000	52.20	1.00	38,610	0	0
980708	*** Unfilled ***	Professor	A00008	Academic Affairs Reserve	FAC	47.070	52.20	47.07	2,970,278	0	0
980709	*** Unfilled ***	Assistant Professor	A00008	Academic Affairs Reserve	FAC	3.000	52.20	3.00	300,000	0	0
980710	*** Unfilled ***	Assistant Professor	A00008	Academic Affairs Reserve	FAC	4.000	52.20	4.00	300,000	0	0
980711	*** Unfilled ***	Associate Professor	A00008	Academic Affairs Reserve	FAC	4.000	52.20	4.00	350,000	0	0
980712	*** Unfilled ***	Associate Professor	A00008	Academic Affairs Reserve	FAC	4.000	52.20	4.00	350,000	0	0
980713	*** Unfilled ***	Associate Professor	A00008	Academic Affairs Reserve	FAC	4.000	52.20	4.00	350,000	0	0
980714	*** Unfilled ***	Professor	A00008	Academic Affairs Reserve	FAC	4.000	52.20	4.00	400,000	0	0
980715	*** Unfilled ***	Professor	A00008	Academic Affairs Reserve	FAC	4.000	52.20	4.00	400,000	0	0
980716	*** Unfilled ***	Professor	A00008	Academic Affairs Reserve	FAC	5.000	52.20	5.00	618,785	0	0
980728	*** Unfilled ***	Assistant Professor	A00008	Academic Affairs Reserve	FAC	1.000	52.20	1.00	90,000	0	0
980729	*** Unfilled ***	Associate Professor	A00008	Academic Affairs Reserve	FAC	1.000	52.20	1.00	90,693	0	0

**FLORIDA ATLANTIC UNIVERSITY
 DETAIL OF SALARIES
 2008-09 OPERATING BUDGET
 EDUCATION AND GENERAL**

Position Number	Employee Name	Job Title	Index Number	Department Title	Pay Plan	FTE	Budgeted Weeks	Person Years	Current Rate	Salary Dollars	Amount W/Benefits
980730	*** Unfilled ***	Professor	A00008	Academic Affairs Reserve	FAC	2.000	52.20	2.75	178,000	0	0
980731	*** Unfilled ***	Professor	A00008	Academic Affairs Reserve	FAC	1.000	52.20	1.00	98,000	0	0
981079	*** Unfilled ***	Clinical Assoc. Prof-BioMed Sc	A00008	Academic Affairs Reserve	FAC	0.400	52.20	0.40	45,776	0	0
981393	*** Unfilled ***	Assistant Professor	A00008	Academic Affairs Reserve	FAC	2.000	39.00	1.49	170,000	0	0
981820	*** Unfilled ***	Assistant Professor	A00008	Academic Affairs Reserve	FAC	1.000	39.00	0.75	64,190	0	0
981821	*** Unfilled ***	Assistant Professor	A00008	Academic Affairs Reserve	FAC	1.000	39.00	0.75	84,517	0	0
981822	*** Unfilled ***	Assistant Professor	A00008	Academic Affairs Reserve	FAC	1.000	39.00	0.75	84,517	0	0
981823	*** Unfilled ***	Assistant Professor	A00008	Academic Affairs Reserve	FAC	1.000	39.00	0.75	84,517	0	0
981824	*** Unfilled ***	Assistant Professor	A00008	Academic Affairs Reserve	FAC	1.000	39.00	0.75	82,000	0	0
981825	*** Unfilled ***	Assistant Professor	A00008	Academic Affairs Reserve	FAC	1.000	39.00	0.75	200,000	0	0
981826	*** Unfilled ***	Assistant Professor	A00008	Academic Affairs Reserve	FAC	1.000	39.00	0.75	200,000	0	0
981827	*** Unfilled ***	Assistant Professor	A00008	Academic Affairs Reserve	FAC	1.000	39.00	0.75	200,000	0	0
992853	*** Unfilled ***	Associate Professor	A00008	Academic Affairs Reserve	FAC	98.060	52.20	98.06	3,765,834	0	0
993120	*** Unfilled ***	Instructor	A00008	Academic Affairs Reserve	FAC	1.000	39.00	0.75	64,669	0	0
993146	*** Unfilled ***	Instructor	A00008	Academic Affairs Reserve	FAC	1.000	39.00	0.75	50,000	0	0
993163	*** Unfilled ***	Assistant Librarian	A00008	Academic Affairs Reserve	FAC	1.000	52.20	1.00	41,417	0	0
993279	*** Unfilled ***	Instructor	A00008	Academic Affairs Reserve	FAC	1.000	39.00	0.75	65,000	0	0
980667	*** Unfilled ***	Senior Secretary	A00008	Academic Affairs Reserve	SP	3.000	52.20	3.00	150,000	0	0
980668	*** Unfilled ***	Senior Secretary	A00008	Academic Affairs Reserve	SP	3.440	52.20	3.44	150,000	0	0
980669	*** Unfilled ***	Senior Secretary	A00008	Academic Affairs Reserve	SP	4.000	52.20	4.00	150,000	0	0
980670	*** Unfilled ***	Senior Secretary	A00008	Academic Affairs Reserve	SP	4.000	52.20	4.00	150,000	0	0
980671	*** Unfilled ***	Senior Secretary	A00008	Academic Affairs Reserve	SP	4.000	52.20	4.00	150,000	0	0
980672	*** Unfilled ***	Senior Secretary	A00008	Academic Affairs Reserve	SP	4.000	52.20	4.00	150,000	0	0
980691	*** Unfilled ***	Senior Secretary	A00008	Academic Affairs Reserve	SP	1.000	52.20	1.00	43,255	0	0
980692	*** Unfilled ***	Senior Secretary	A00008	Academic Affairs Reserve	SP	1.000	52.20	1.00	38,000	0	0
980693	*** Unfilled ***	Senior Secretary	A00008	Academic Affairs Reserve	SP	1.000	52.20	1.00	38,000	0	0
981097	*** Unfilled ***	Senior Secretary	A00008	Academic Affairs Reserve	SP	0.700	52.20	0.70	17,324	0	0
981098	*** Unfilled ***	Senior Secretary	A00008	Academic Affairs Reserve	SP	1.000	52.20	1.00	30,847	0	0
981099	*** Unfilled ***	Senior Secretary	A00008	Academic Affairs Reserve	SP	1.000	52.20	1.00	48,171	0	0
981100	*** Unfilled ***	Senior Secretary	A00008	Academic Affairs Reserve	SP	13.640	52.20	13.64	0	0	0
981103	*** Unfilled ***	Senior Secretary	A00008	Academic Affairs Reserve	SP	1.000	52.20	1.00	33,009	0	0
981106	*** Unfilled ***	Senior Secretary	A00008	Academic Affairs Reserve	SP	1.010	52.20	1.01	39,250	0	0
981703	*** Unfilled ***	Fiscal Assistant	A00008	Academic Affairs Reserve	SP	1.000	52.20	1.00	30,000	0	0
981704	*** Unfilled ***	Fiscal Assistant	A00008	Academic Affairs Reserve	SP	1.000	52.20	1.00	35,000	0	0

**FLORIDA ATLANTIC UNIVERSITY
 DETAIL OF SALARIES
 2008-09 OPERATING BUDGET
 EDUCATION AND GENERAL**

Position Number	Employee Name	Job Title	Index Number	Department Title	Pay Plan	FTE	Budgeted Weeks	Person Years	Current Rate	Salary Dollars	Amount W/Benefits
981705	*** Unfilled ***	Fiscal Assistant	A00008	Academic Affairs Reserve	SP	1.000	52.20	1.00	35,000	0	0
981706	*** Unfilled ***	Fiscal Assistant	A00008	Academic Affairs Reserve	SP	1.000	52.20	1.00	35,000	0	0
981707	*** Unfilled ***	Executive Secretary	A00008	Academic Affairs Reserve	SP	1.000	52.20	1.00	36,328	0	0
981708	*** Unfilled ***	Executive Secretary	A00008	Academic Affairs Reserve	SP	1.000	52.20	1.00	38,000	0	0
981709	*** Unfilled ***	Executive Secretary	A00008	Academic Affairs Reserve	SP	1.000	52.20	1.00	40,000	0	0
981710	*** Unfilled ***	Executive Secretary	A00008	Academic Affairs Reserve	SP	1.000	52.20	1.00	40,000	0	0
981711	*** Unfilled ***	Executive Secretary	A00008	Academic Affairs Reserve	SP	1.000	52.20	1.00	40,000	0	0
981712	*** Unfilled ***	Administrative Assistant	A00008	Academic Affairs Reserve	SP	1.000	52.20	1.00	45,000	0	0
981713	*** Unfilled ***	Administrative Assistant	A00008	Academic Affairs Reserve	SP	1.000	52.20	1.00	45,000	0	0
981714	*** Unfilled ***	Administrative Assistant	A00008	Academic Affairs Reserve	SP	1.000	52.20	1.00	50,000	0	0
981715	*** Unfilled ***	Administrative Assistant	A00008	Academic Affairs Reserve	SP	1.000	52.20	1.00	50,000	0	0
992852	*** Unfilled ***	Administrative Assistant	A00008	Academic Affairs Reserve	SP	57.590	52.20	57.59	1,001,241	0	0
993001	*** Unfilled ***	Program Assistant	A00008	Academic Affairs Reserve	SP	1.000	52.20	1.00	29,330	0	0
993349	*** Unfilled ***	Senior Secretary	A00008	Academic Affairs Reserve	SP	1.000	52.20	1.00	27,000	0	0
993350	*** Unfilled ***	Senior Secretary	A00008	Academic Affairs Reserve	SP	1.000	52.20	1.00	27,000	0	0
993351	*** Unfilled ***	Senior Secretary	A00008	Academic Affairs Reserve	SP	1.000	52.20	1.00	27,000	0	0
993352	*** Unfilled ***	Senior Secretary	A00008	Academic Affairs Reserve	SP	1.000	52.20	1.00	27,000	0	0
993358	*** Unfilled ***	Senior Secretary	A00008	Academic Affairs Reserve	SP	1.000	52.20	1.00	31,569	0	0
		A00008 Total				374.100		371.56	16,760,454	0	0
981313	*** Unfilled ***	Dean and Professor	A00040	Deanof Undergraduate Studies	FAC	1.000	52.20	1.00	0	0	0
991284	E.Pratt	Dean and Professor	A00040	Deanof Undergraduate Studies	FAC	1.000	52.20	1.00	155,000	155,000	196,711
990056	D.Aragon	Administrative Assistant	A00040	Deanof Undergraduate Studies	SP	1.000	52.20	1.00	44,905	44,905	62,234
		A00040 Total				3.000		3.00	199,905	199,905	258,945
981032	*** Unfilled ***	Coordinator Academic Programs	A00041	Writing Across the Curriculum	AMP	-	52.20	-	0	0	0
993119	M.Bardowell	Assistant Professor	A00041	Univ Ctr for Excellence in writing	FAC	0.500	39.00	0.37	15,000	15,000	19,037
		A00041 Total				0.500		0.37	15,000	15,000	19,037
981050	S.Saylor	Executive Secretary	A00050	Florida - Israel Institute	SP	1.000	52.20	1.00	0	0	0
		A00050 Total				1.000		1.00	0	0	0
991897	*** Unfilled ***	Asst. Dir. Student Retention	A00051	CTESS Start-Up	AMP	0.147	52.20	0.15	6,000	6,000	7,800
980982	C.Pfeffer	Coor. Student Retention	A00051	CTESS Start-Up	AMP	1.000	52.20	1.00	35,200	35,200	45,760
980958	D.Higgins	Coor. Acad. Support Services	A00051	CTESS Start-Up	AMP	0.910	52.20	0.91	31,850	31,850	41,405
990136	J.Bebergal	Director Student Retention	A00051	CTESS Start-Up	AMP	0.136	52.20	0.14	9,724	9,724	12,642
		A00051 Total				2.193		2.19	82,774	82,774	107,607
992185	*** Unfilled ***	Dir., Graduate Admissions	A00200	Graduate College	AMP	1.000	52.20	1.00	0	0	0

**FLORIDA ATLANTIC UNIVERSITY
 DETAIL OF SALARIES
 2008-09 OPERATING BUDGET
 EDUCATION AND GENERAL**

Position Number	Employee Name	Job Title	Index Number	Department Title	Pay Plan	FTE	Budgeted Weeks	Person Years	Current Rate	Salary Dollars	Amount W/Benefits
981307	*** Unfilled ***	Coor. Computer Applications	A00200	Graduate College	AMP	1.000	52.20	1.00	0	0	0
981502	C.Sinady	Coor. Computer Applications	A00200	Graduate College	AMP	1.000	52.20	1.00	46,350	46,350	60,255
981170	E.Qirjo	Coor Computer Applications	A00200	Graduate College	AMP	1.000	52.20	1.00	42,500	42,500	55,250
980582	G.Gayle	Grad Recruitment Coordinator	A00200	Graduate College	AMP	1.000	52.20	1.00	42,000	42,000	54,600
980639	S.Fulks	Assistant Director, Admissions	A00200	Graduate College	AMP	1.000	52.20	1.00	48,000	48,000	62,400
980458	*** Unfilled ***	Dean and Professor	A00200	Graduate College	FAC	-	52.20	-	0	0	0
980443	B.Rosson	Dean and Professor	A00200	Graduate College	FAC	1.000	52.20	1.00	185,000	185,000	234,784
981298	*** Unfilled ***	Senior Secretary	A00200	Graduate College	SP	1.000	52.20	1.00	0	0	0
990135	B.Bebergal	Senior Admissions/Reg. Officer	A00200	Graduate College	SP	1.000	52.20	1.00	41,200	41,200	57,100
991261	B.Limansky	Program Assistant	A00200	Graduate College	SP	1.000	52.20	1.00	27,129	27,129	37,599
980612	C.Sokolowski	Program Assistant	A00200	Graduate College	SP	1.000	52.20	1.00	25,496	25,496	35,335
990167	E.Berkow	Program Assistant	A00200	Graduate College	SP	1.000	52.20	1.00	30,900	30,900	42,825
990063	J.Arlington	Senior Admission/Reg. Officer	A00200	Graduate College	SP	1.000	52.20	1.00	45,827	45,827	63,512
992365	M.Skoroden	Program Assistant	A00200	Graduate College	SP	1.000	52.20	1.00	22,968	22,968	31,832
981671	N.Diamond	Admission/Registrar Officer	A00200	Graduate College	SP	1.000	52.20	1.00	34,500	34,500	47,814
980929	P.Doyle	Program Assistant	A00200	Graduate College	SP	1.000	52.20	1.00	24,000	24,000	33,262
			A00200 Total			16.000		16.00	615,870	615,870	816,568
990949	L.Hersh	Executive Secretary	A00201	Assoc. Provost & CIO	SP	1.000	52.20	1.00	38,528	38,528	53,396
			A00201 Total			1.000		1.00	38,528	38,528	53,396
991549	J.Cooke	Instructor	A00400	Univ Ctr for Excellence in writing	FAC	0.500	39.00	0.37	16,146	16,146	20,491
			A00400 Total			0.500		0.37	16,146	16,146	20,491
990562	*** Unfilled ***	Coord., Computer Applications	A03500	Enterprise Computing Services	AMP	-	52.20	-	0	0	0
991743	A.Edvaldsson	Coor. Computer Applications	A03500	Enterprise Computing Services	AMP	1.000	52.20	1.00	48,719	48,719	63,335
990870	B.Land	Specialist Comp. Applications	A03500	Enterprise Computing Services	AMP	1.000	52.20	1.00	46,000	46,000	59,800
992310	C.Winters	Computing Paraprofessional	A03500	Enterprise Computing Services	AMP	1.000	52.20	1.00	42,117	42,117	54,753
991139	D.Klein	Asst Dir Univ Computer Sys	A03500	Enterprise Computing Services	AMP	1.000	52.20	1.00	76,211	76,211	99,075
992111	D.Thibodeau	Computing Paraprofessional	A03500	Enterprise Computing Services	AMP	1.000	52.20	1.00	57,205	57,205	74,367
991110	E.Kelly	Specialist Comp. Applications	A03500	Enterprise Computing Services	AMP	1.000	52.20	1.00	47,031	47,031	61,141
991212	J.Laurent	Coor. Computer Applications	A03500	Enterprise Computing Services	AMP	1.000	52.20	1.00	51,870	51,870	67,431
991925	L.Smith	Coor. Applications/System Supp	A03500	Enterprise Computing Services	AMP	1.000	52.20	1.00	55,000	55,000	71,500
992116	L.Thomas	Assoc. Dir. Univ. Computer Sys	A03500	Enterprise Computing Services	AMP	1.000	52.20	1.00	79,836	79,836	103,787
990121	M.Basiratmand	Dir., Enterprise Comp. Svcs.	A03500	Enterprise Computing Services	AMP	1.000	52.20	1.00	109,908	109,908	142,881
992098	M.Ramsey	Coord. Computer App.	A03500	Enterprise Computing Services	AMP	1.000	52.20	1.00	59,350	59,350	77,155
992316	M.Slattery	Specialist Comp. Applications	A03500	Enterprise Computing Services	AMP	1.000	52.20	1.00	51,500	51,500	66,950

**FLORIDA ATLANTIC UNIVERSITY
DETAIL OF SALARIES
2008-09 OPERATING BUDGET
EDUCATION AND GENERAL**

Position Number	Employee Name	Job Title	Index Number	Department Title	Pay Plan	FTE	Budgeted Weeks	Person Years	Current Rate	Salary Dollars	Amount W/Benefits
991635	N.Lee	Specialist Comp. Applications	A03500	Enterprise Computing Services	AMP	1.000	52.20	1.00	56,555	56,555	73,522
990791	S.Gilbert	Specialist Comp. Applications	A03500	Enterprise Computing Services	AMP	1.000	52.20	1.00	64,890	64,890	84,357
990594	B.Razen	Senior Computer Operator	A03500	Enterprise Computing Services	SP	1.000	52.20	1.00	30,011	30,011	41,593
990323	C.Cantrell	Senior Computer Operator	A03500	Enterprise Computing Services	SP	1.000	52.20	1.00	36,568	36,568	50,680
992113	E.Thomas	Senior Computer Operator	A03500	Enterprise Computing Services	SP	1.000	52.20	1.00	34,018	34,018	47,146
991944	G.Severine	Senior Computer Operator	A03500	Enterprise Computing Services	SP	1.000	52.20	1.00	40,232	40,232	55,758
991865	R.Sanon	Senior Computer Operator	A03500	Enterprise Computing Services	SP	1.000	52.20	1.00	31,676	31,676	43,900
991441	S.Miller	Executive Secretary	A03500	Enterprise Computing Services	SP	1.000	52.20	1.00	35,622	35,622	49,369
A03500 Total						20.000		20.00	1,054,319	1,054,319	1,388,500
981155	*** Unfilled ***	University Assessment Director	A04000	Inst.Effectiveness & Analysis	AMP	1.000	52.20	1.00	83,000	83,000	107,900
990417	C.Condore	Coor. Statistical Research	A04000	Inst.Effectiveness & Analysis	AMP	1.000	52.20	1.00	51,015	51,015	66,320
991561	G.Johnson	Coord. Information Analysis	A04000	Inst.Effectiveness & Analysis	AMP	1.000	52.20	1.00	37,348	37,348	48,553
990305	J.Cahill	Coor. Statistical Research	A04000	Inst.Effectiveness & Analysis	AMP	1.000	52.20	1.00	55,995	55,995	72,794
990580	K.Doherty	Coor. Statistical Research	A04000	Inst.Effectiveness & Analysis	AMP	1.000	52.20	1.00	76,013	76,013	98,817
990924	N.Hay	Coor. Computer Applications	A04000	Inst.Effectiveness & Analysis	AMP	1.000	52.20	1.00	63,919	63,919	83,095
981152	Y.Chen	Coor. Statistical Research	A04000	Inst.Effectiveness & Analysis	AMP	1.000	52.20	1.00	46,000	46,000	59,800
991802	S.Ronco	Associate Provost	A04000	Inst.Effectiveness & Analysis	FAC	1.000	52.20	1.00	124,600	124,600	158,130
A04000 Total						8.000		8.00	537,890	537,890	695,409
992933	*** Unfilled ***	Coor. Computer Applications	A10400	University Administrative Services	AMP	1.000	52.20	1.00	3,395	0	0
991251	B.Li	Specialist Comp. Applications	A10400	University Administrative Services	AMP	1.000	52.20	1.00	69,777	69,777	90,711
991322	C.Tharp	Coor Computer Applicatins	A10400	University Administrative Services	AMP	1.000	52.20	1.00	60,000	60,000	78,000
992231	C.Walsh	Coor. Computer Applications	A10400	University Administrative Services	AMP	0.500	52.20	0.50	33,889	33,889	44,056
990451	J.Covell	Coor. Computer Applications	A10400	University Administrative Services	AMP	1.000	52.20	1.00	72,028	72,028	93,637
981472	J.Pinglikar	Specialist, Comp. Applications	A10400	University Administrative Services	AMP	1.000	52.20	1.00	68,000	68,000	88,400
992322	K.Recktenwald	Director Univ. Admin Svcs	A10400	University Administrative Services	AMP	1.000	52.20	1.00	90,000	90,000	117,000
991886	P.Espada	Assoc Dir Univ Computer Sys	A10400	University Administrative Services	AMP	1.000	52.20	1.00	76,000	76,000	98,800
992374	*** Unfilled ***	Senior Computer Prog/Analyst	A10400	University Administrative Services	SP	-	52.20	-	0	0	0
990807	D.Godt	Senior Computer/Prog. Analyst	A10400	University Administrative Services	SP	1.000	52.20	1.00	58,084	58,084	80,499
A10400 Total						8.500		8.50	531,173	527,778	691,103
981442	*** Unfilled ***	Coor. Computer Applications	A10404	DBA - NWRDC	AMP	1.000	52.20	1.00	45,000	0	0
992200	*** Unfilled ***	Coor. Computer Applications	A10404	DBA - NWRDC	AMP	1.000	52.20	1.00	74,038	0	0
991878	C.Sashi	Assoc. Dir. Univ. Computer Sys	A10404	DBA - NWRDC	AMP	1.000	52.20	1.00	81,525	81,525	105,983
990618	C.Wong	Asst Dir Univ Computer Sys	A10404	DBA - NWRDC	AMP	1.000	52.20	1.00	76,259	76,259	99,137
991606	T.Parrish	Specialist Comp. Applications	A10404	DBA - NWRDC	AMP	1.000	52.20	1.00	61,891	61,891	80,459

**FLORIDA ATLANTIC UNIVERSITY
 DETAIL OF SALARIES
 2008-09 OPERATING BUDGET
 EDUCATION AND GENERAL**

Position Number	Employee Name	Job Title	Index Number	Department Title	Pay Plan	FTE	Budgeted Weeks	Person Years	Current Rate	Salary Dollars	Amount W/Benefits
A10404 Total						5.000		5.00	338,713	219,675	285,579
990363	*** Unfilled ***	Specialist Comp. Applications	A23000	OASIS	AMP	1.000	52.20	1.00	57,194	57,194	74,353
991171	*** Unfilled ***	Coor. Computer Applications	A23000	OASIS	AMP	-	52.20	-	0	0	0
991276	*** Unfilled ***	Coor. Computer Applications	A23000	OASIS	AMP	1.000	52.20	1.00	70,338	0	0
991731	*** Unfilled ***	Assoc. Dir. Univ. Admin. Sys	A23000	OASIS	AMP	1.000	52.20	1.00	77,091	77,091	100,219
990617	*** Unfilled ***	Coor Computer Applications	A23000	OASIS	AMP	1.000	52.20	1.00	66,950	66,950	87,035
990888	*** Unfilled ***	Coor. Computer Applications	A23000	OASIS	AMP	1.000	52.20	1.00	56,590	0	0
990904	*** Unfilled ***	Banner Project Implementer	A23000	OASIS	AMP	0.570	52.20	0.57	90,031	0	0
993102	*** Unfilled ***	Coor. Computer Applications	A23000	OASIS	AMP	-	52.20	-	0	0	0
993103	*** Unfilled ***	Coor. Computer Applications	A23000	OASIS	AMP	-	52.20	-	0	0	0
993104	*** Unfilled ***	Coor. Computer Applications	A23000	OASIS	AMP	-	52.20	-	0	0	0
991920	B.Schwarzkopf	Coor. Computer Applications	A23000	OASIS	AMP	1.000	52.20	1.00	62,500	62,500	81,250
990442	D.Correa	Asst. Dir. Univ. Computer Sys.	A23000	OASIS	AMP	1.000	52.20	1.00	69,906	69,906	90,878
991979	I.Silverstone	Coor. Computer Applications	A23000	OASIS	AMP	1.000	52.20	1.00	62,500	62,500	81,250
990769	K.Gates	Asst. Dir. Univ. Computer Sys.	A23000	OASIS	AMP	1.000	52.20	1.00	72,622	72,622	94,409
990944	L.Hernandez	Coor. Computer Applications	A23000	OASIS	AMP	1.000	52.20	1.00	62,459	62,459	81,197
990164	M.Henderson	Coor. Computer Applications	A23000	OASIS	AMP	1.000	52.20	1.00	56,500	56,500	73,450
991551	N.No	Specialist Comp. Applications	A23000	OASIS	AMP	1.000	52.20	1.00	66,624	66,624	86,612
990452	S.Covell	Coor. Computer Applications	A23000	OASIS	AMP	1.000	52.20	1.00	69,525	69,525	90,383
990182	X.Yuan	Coor. Computer Applications	A23000	OASIS	AMP	1.000	52.20	1.00	65,405	65,405	85,027
993105	*** Unfilled ***	Clerk	A23000	OASIS	SP	-	52.20	-	0	0	0
A23000 Total						14.570		14.57	1,006,235	789,276	1,026,063
981907	A.Hazlett	Assistant University Registrar	A30001	Registrar	AMP	1.000	52.20	1.00	35,000	35,000	45,500
991371	C.Mazoleny	Coor. Computer Applications	A30001	Registrar	AMP	1.000	52.20	1.00	65,716	65,716	85,431
992123	D.Thompson	Specialist Comp. Applications	A30001	Registrar	AMP	1.000	52.20	1.00	50,419	50,419	65,545
981204	E.Nagy	Banner Trainer	A30001	Registrar	AMP	1.000	52.20	1.00	40,000	40,000	52,000
991828	E.Rudolph	Assistant University Registrar	A30001	Registrar	AMP	1.000	52.20	1.00	46,422	46,422	60,349
991431	G.Lustig	Coord, Admissions/Registration	A30001	Registrar	AMP	1.000	52.20	1.00	38,949	38,949	50,634
990938	J.Hendricks	Associate Univ. Registrar	A30001	Registrar	AMP	1.000	52.20	1.00	54,786	54,786	71,222
991043	M.Jennings	Catalog Assistant	A30001	Registrar	AMP	1.000	52.20	1.00	35,954	35,954	46,741
992031	M.Kenter	Coor. Computer Sys. Control	A30001	Registrar	AMP	1.000	52.20	1.00	57,682	57,682	74,987
991631	M.Perla	Coord, Admissions/Registration	A30001	Registrar	AMP	1.000	52.20	1.00	32,561	32,561	42,330
991991	R.Thompson	Associate Univ. Registrar	A30001	Registrar	AMP	1.000	52.20	1.00	67,226	67,226	87,394
981203	S.Daniel	Banner Trainer	A30001	Registrar	AMP	1.000	52.20	1.00	45,320	45,320	58,916

**FLORIDA ATLANTIC UNIVERSITY
 DETAIL OF SALARIES
 2008-09 OPERATING BUDGET
 EDUCATION AND GENERAL**

Position Number	Employee Name	Job Title	Index Number	Department Title	Pay Plan	FTE	Budgeted Weeks	Person Years	Current Rate	Salary Dollars	Amount W/Benefits
991809	T.Rosenhack	Assistant University Registrar	A30001	Registrar	AMP	1.000	52.20	1.00	47,226	47,226	61,394
990200	C.Bennett	Admission/Registrar Officer	A30001	Registrar	SP	1.000	52.20	1.00	25,934	25,934	35,942
990369	C.Chassner	Residency Clerk	A30001	Registrar	SP	0.500	52.20	0.50	12,883	12,883	17,855
981913	C.Mortel	Program Assistant	A30001	Registrar	SP	1.000	52.20	1.00	24,816	24,816	34,393
990437	D.Cordero	Scheduling Assistant	A30001	Registrar	SP	1.000	52.20	1.00	27,280	27,280	37,808
991844	D.Stacey-Wright	Senior Clerk	A30001	Registrar	SP	1.000	52.20	1.00	21,191	21,191	29,369
990274	M.Mosley	Admission/Registrar Officer	A30001	Registrar	SP	1.000	52.20	1.00	30,302	30,302	41,996
991942	P.Bloch	Senior Clerk	A30001	Registrar	SP	1.000	52.20	1.00	21,400	21,400	29,659
990195	S.Bober	Senior Clerk	A30001	Registrar	SP	1.000	52.20	1.00	28,281	28,281	39,195
990939	S.Henize	Senior Admission/Reg. Officer	A30001	Registrar	SP	1.000	52.20	1.00	40,491	40,491	56,117
992009	V.Smith	Office Manager	A30001	Registrar	SP	1.000	52.20	1.00	42,865	42,865	59,407
A30001 Total						22.500		22.50	892,704	892,704	1,184,184
991487	D.Morgan	Director of SASS	A34000	Student Academic Support System	AMP	1.000	52.20	1.00	66,497	66,497	86,447
991593	M.DeMassi	Coord, Acad Support Svcs	A34000	Student Academic Support System	AMP	1.000	52.20	1.00	30,900	30,900	40,170
992136	S.Toolsie	Coor. Computer Applications	A34000	Student Academic Support System	AMP	1.000	52.20	1.00	55,154	55,154	71,701
980441	*** Unfilled ***	Program Assistant	A34000	Student Academic Support System	SP	-	52.20	-	0	0	0
A34000 Total						3.000		3.00	152,551	152,551	198,318
981775	*** Unfilled ***	Coord., Academic Support Svcs	A50000	Library	AMP	1.000	52.20	1.00	31,901	31,901	41,472
981730	A.Burkule	Specialist, Comp Applications	A50000	Library	AMP	1.000	52.20	1.00	67,950	67,950	88,335
980624	B.Hutchings	Communications Associate	A50000	Library	AMP	1.000	52.20	1.00	35,000	35,000	45,500
992035	B.Lynch	Administrative Paraprofessiona	A50000	Library	AMP	1.000	52.20	1.00	38,711	38,711	50,325
992084	B.Taal	Coor. Acad. Support Services	A50000	Library	AMP	1.000	52.20	1.00	39,784	39,784	51,720
980963	C.West	Asst. Dir., Info/Publ. Svcs.	A50000	Library	AMP	1.000	52.20	1.00	50,000	50,000	65,000
990389	D.Clark	LMS Technical Analyst/Trainer	A50000	Library	AMP	1.000	52.20	1.00	46,415	46,415	60,340
980979	D.Hoban	Ass't Serials Mgr.	A50000	Library	AMP	1.000	52.20	1.00	36,225	36,225	47,093
991503	H.Moyet	Coor. Computer Applications	A50000	Library	AMP	1.000	52.20	1.00	42,348	42,348	55,053
990490	J.Cutrone	Coor. Acad. Support Services	A50000	Library	AMP	1.000	52.20	1.00	39,935	39,935	51,916
980623	J.De Los Santos	Coord., Cultural Resources	A50000	Library	AMP	1.000	52.20	1.00	37,500	37,500	48,750
990010	L.Rebar	Coor. Acad. Support Services	A50000	Library	AMP	1.000	52.20	1.00	34,469	34,469	44,810
990282	M.Bullock	Coor. Computer Applications	A50000	Library	AMP	1.000	52.20	1.00	50,873	50,873	66,135
991623	M.Lavigne	Coor. Acad. Support Services	A50000	Library	AMP	1.000	52.20	1.00	39,274	39,274	51,057
992028	M.Ramnaraine	Coor, Computer Applications	A50000	Library	AMP	1.000	52.20	1.00	53,000	53,000	68,900
981729	M.Schackman	Coor. Acad. Support Services	A50000	Library	AMP	0.500	52.20	0.50	21,100	21,100	27,430
993011	N.Tinanoff	Coor. Acad. Support Services	A50000	Library	AMP	1.000	52.20	1.00	43,230	43,230	56,199

**FLORIDA ATLANTIC UNIVERSITY
 DETAIL OF SALARIES
 2008-09 OPERATING BUDGET
 EDUCATION AND GENERAL**

Position Number	Employee Name	Job Title	Index Number	Department Title	Pay Plan	FTE	Budgeted Weeks	Person Years	Current Rate	Salary Dollars	Amount W/Benefits
992155	P.Trivedi	Coor. Acad. Support Services	A50000	Library	AMP	1.000	52.20	1.00	34,934	34,934	45,415
990529	S.Gerzon	Coor. Advancement/Alumni Affs	A50000	Library	AMP	0.500	52.20	0.50	39,125	39,125	50,863
991363	S.Matthew	Coord, Access & Media Svcs	A50000	Library	AMP	1.000	52.20	1.00	46,000	46,000	59,800
981148	S.Patel	Coor. Acad. Support Services	A50000	Library	AMP	1.000	52.20	1.00	36,800	36,800	47,840
991052	S.Schulz	Coor. Acad. Support Services	A50000	Library	AMP	1.000	52.20	1.00	38,107	38,107	49,540
992124	S.Thompson	Coor. Acad. Support Services	A50000	Library	AMP	1.000	52.20	1.00	34,643	34,643	45,036
981731	T.Berns	Dir, Commun & Cult Affairs	A50000	Library	AMP	1.000	52.20	1.00	71,663	71,663	93,162
990676	*** Unfilled ***	Associate Librarian	A50000	Library	FAC	-	52.20	-	0	0	0
992026	*** Unfilled ***	Assistant Librarian	A50000	Library	FAC	1.000	52.20	1.00	36,000	36,000	45,688
981814	*** Unfilled ***	Assistant Librarian	A50000	Library	FAC	0.060	52.20	0.06	0	0	0
992486	*** Unfilled ***	Assistant Librarian	A50000	Library	FAC	1.000	52.20	1.00	28,886	28,886	36,660
990713	A.Ergood	Associate Librarian	A50000	Library	FAC	1.000	52.20	1.00	39,000	39,000	49,495
991157	A.Kornblau	Associate Librarian	A50000	Library	FAC	1.000	52.20	1.00	53,777	53,777	68,249
991172	A.Kula	Instructor	A50000	Library	FAC	1.000	52.20	1.00	67,532	67,532	85,705
990114	B.Barron	Assistant Librarian	A50000	Library	FAC	1.000	52.20	1.00	42,341	42,341	53,735
991081	D.Kachmar	University Librarian	A50000	Library	FAC	1.000	52.20	1.00	51,445	51,445	65,289
991605	D.Parrish	University Librarian	A50000	Library	FAC	1.000	52.20	1.00	45,287	45,287	57,474
981815	D.Scheide	Associate Librarian	A50000	Library	FAC	1.000	52.20	1.00	48,380	48,380	61,400
992002	D.Smith	Acting Asst. Dir., Univ. Lib	A50000	Library	FAC	1.000	52.20	1.00	67,577	67,577	85,762
991775	E.Kalma	Assistant Librarian	A50000	Library	FAC	1.000	52.20	1.00	41,418	41,418	52,564
991011	E.Kelly	Asst. Director, Univ. Library	A50000	Library	FAC	1.000	52.20	1.00	73,270	73,270	92,987
991283	E.Lomax	University Librarian	A50000	Library	FAC	1.000	52.20	1.00	63,413	63,413	80,478
980435	E.Randolph	Assistant Librarian	A50000	Library	FAC	1.000	52.20	1.00	42,000	42,000	53,303
991607	G.Parsons	Associate Librarian	A50000	Library	FAC	1.000	52.20	1.00	52,298	52,298	66,372
991211	H.Laurence	University Librarian	A50000	Library	FAC	1.000	52.20	1.00	58,854	58,854	74,692
991943	J.Boxen	Assistant Librarian	A50000	Library	FAC	1.000	52.20	1.00	56,248	56,248	71,385
990585	J.Donahue	Asst. Director, Univ. Library	A50000	Library	FAC	1.000	52.20	1.00	76,084	76,084	96,559
990013	J.Erdman	Assistant Librarian	A50000	Library	FAC	1.000	52.20	1.00	42,388	42,388	53,795
980434	J.Strudwick	Assistant Librarian	A50000	Library	FAC	1.000	52.20	1.00	42,000	42,000	53,303
981952	K.Frankel	Dept Head & Assoc Librarian	A50000	Library	FAC	1.000	52.20	1.00	56,000	56,000	71,070
991531	K.Padron	University Librarian	A50000	Library	FAC	1.000	52.20	1.00	43,000	43,000	54,572
991976	L.Siegel	Asst Dept Head & Asst Libraria	A50000	Library	FAC	1.000	52.20	1.00	42,877	42,877	54,416
990160	M.Berenbaum	Dept Head & Assoc Librarian	A50000	Library	FAC	1.000	52.20	1.00	54,501	54,501	69,168
990925	M.Hayashi	Assistant Librarian	A50000	Library	FAC	1.000	52.20	1.00	45,881	45,881	58,228

**FLORIDA ATLANTIC UNIVERSITY
 DETAIL OF SALARIES
 2008-09 OPERATING BUDGET
 EDUCATION AND GENERAL**

Position Number	Employee Name	Job Title	Index Number	Department Title	Pay Plan	FTE	Budgeted Weeks	Person Years	Current Rate	Salary Dollars	Amount W/Benefits
991922	M.Schyndel	Associate Librarian	A50000	Library	FAC	1.000	52.20	1.00	51,960	51,960	65,943
990349	R.Cathcart	Assistant Librarian	A50000	Library	FAC	1.000	52.20	1.00	40,438	40,438	51,320
991620	R.Pellen	Associate Dir, Univ. Lib.	A50000	Library	FAC	1.000	52.20	1.00	94,662	94,662	120,136
990001	T.Abaid	Dept Head & Assoc Librarian	A50000	Library	FAC	1.000	52.20	1.00	57,075	57,075	72,434
992179	T.Van Dyke	Assistant Librarian	A50000	Library	FAC	1.000	52.20	1.00	45,187	45,187	57,347
991444	W.Miller	Director, University Libraries	A50000	Library	FAC	1.000	52.20	1.00	133,900	133,900	169,933
990302	Z.Cael	Dept Head and Univ Librarian	A50000	Library	FAC	1.000	52.20	1.00	63,779	63,779	80,942
990455	*** Unfilled ***	Senior Library Tech. Asst.	A50000	Library	SP	1.000	52.20	1.00	27,080	27,080	37,531
990573	*** Unfilled ***	Library Technical Assistant	A50000	Library	SP	-	52.20	-	0	0	0
990627	*** Unfilled ***	Clerical Aid	A50000	Library	SP	-	52.20	-	0	0	0
991040	*** Unfilled ***	Tech Svcs Sr. LTA	A50000	Library	SP	1.000	52.20	1.00	27,878	27,878	38,637
991668	*** Unfilled ***	Senior Library Tech. Asst.	A50000	Library	SP	1.000	52.20	1.00	26,260	26,260	36,394
992013	*** Unfilled ***	Tech Svcs Sr. LTA	A50000	Library	SP	1.000	52.20	1.00	30,344	30,344	42,054
990496	*** Unfilled ***	Senior Library Tech Asst	A50000	Library	SP	1.000	52.20	1.00	20,293	20,293	28,125
991170	*** Unfilled ***	Senior Library Tech. Asst.	A50000	Library	SP	1.000	52.20	1.00	22,932	22,932	31,782
991308	*** Unfilled ***	Senior Library Tech. Asst.	A50000	Library	SP	1.000	52.20	1.00	24,394	24,394	33,808
991717	*** Unfilled ***	Senior Library Tech. Asst.	A50000	Library	SP	1.000	52.20	1.00	25,580	25,580	35,452
991772	*** Unfilled ***	Senior Library Tech. Asst.	A50000	Library	SP	1.000	52.20	1.00	25,426	25,426	35,238
991791	*** Unfilled ***	Technical Svcs LTA	A50000	Library	SP	1.000	52.20	1.00	20,685	20,685	28,668
992122	*** Unfilled ***	Archivist	A50000	Library	SP	-	52.20	-	0	0	0
992451	*** Unfilled ***	Senior Library Tech. Asst.	A50000	Library	SP	-	52.20	-	0	0	0
992484	*** Unfilled ***	Senior Library Tech. Asst	A50000	Library	SP	1.000	52.20	1.00	21,293	21,293	29,510
990374	A.Chesla	Senior Library Tech. Asst.	A50000	Library	SP	1.000	52.20	1.00	31,593	31,593	43,785
991097	A.Kaplan	Tech Svcs Sr. LTA	A50000	Library	SP	0.500	52.20	0.50	14,372	14,372	19,919
993057	B.Arkin	Library Technical Assistant	A50000	Library	SP	1.000	52.20	1.00	23,329	23,329	32,332
981855	C.Brigil	Senior Library Tech. Asst.	A50000	Library	SP	1.000	52.20	1.00	27,347	27,347	37,901
992252	C.Weaver	Tech Svcs Sr. LTA	A50000	Library	SP	1.000	52.20	1.00	25,837	25,837	35,808
990426	D.Cook	Senior Library Tech. Asst.	A50000	Library	SP	1.000	52.20	1.00	29,125	29,125	40,365
990467	D.Croteau	Tech Svcs Office Mgr	A50000	Library	SP	1.000	52.20	1.00	48,951	48,951	67,842
992163	G.Gabeloff	Sr. Library Tech. Ass't.	A50000	Library	SP	1.000	52.20	1.00	22,322	22,322	30,937
990905	H.Hargett	Senior Library Tech. Asst.	A50000	Library	SP	1.000	52.20	1.00	34,162	34,162	47,346
991750	H.Pham	Senior Library Tech. Asst.	A50000	Library	SP	1.000	52.20	1.00	22,322	22,322	30,937
990962	J.Fisher	Technical Svcs Sr. LTA	A50000	Library	SP	1.000	52.20	1.00	26,407	26,407	36,598
990781	J.Gers	Library Technical Assistant	A50000	Library	SP	1.000	52.20	1.00	24,458	24,458	33,897

**FLORIDA ATLANTIC UNIVERSITY
 DETAIL OF SALARIES
 2008-09 OPERATING BUDGET
 EDUCATION AND GENERAL**

Position Number	Employee Name	Job Title	Index Number	Department Title	Pay Plan	FTE	Budgeted Weeks	Person Years	Current Rate	Salary Dollars	Amount W/Benefits
991005	J.Hung	Tech Svcs Sr. LTA	A50000	Library	SP	1.000	52.20	1.00	33,515	33,515	46,449
980626	J.Ohnstad	Office Assistant	A50000	Library	SP	1.000	52.20	1.00	22,000	22,000	30,490
990852	J.Robinson	Office Assistant	A50000	Library	SP	1.000	52.20	1.00	36,396	36,396	50,442
990646	J.Sanchez-Garcia	Tech Svcs Sr. LTA	A50000	Library	SP	1.000	52.20	1.00	24,210	24,210	33,553
992483	L. Fowler	Senior Library Tech. Asst.	A50000	Library	SP	1.000	52.20	1.00	25,000	25,000	34,648
990420	L.Connor	Senior Library Tech. Asst.	A50000	Library	SP	1.000	52.20	1.00	33,789	33,789	46,829
991187	L.Hemme	Senior Library Tech. Asst.	A50000	Library	SP	1.000	52.20	1.00	23,992	23,992	33,251
992482	L.Mello	Senior Library Tech. Asst.	A50000	Library	SP	1.000	52.20	1.00	26,888	26,888	37,265
991793	L.Valdiviezo	Senior Library Tech. Asst.	A50000	Library	SP	1.000	52.20	1.00	23,322	23,322	32,322
991290	M.Escarne	Senior Library Tech. Asst.	A50000	Library	SP	1.000	52.20	1.00	24,735	24,735	34,281
990784	M.Ghannoum	Senior Library Tech. Asst.	A50000	Library	SP	1.000	52.20	1.00	28,946	28,946	40,117
990486	M.VonGrote	Office Assistant	A50000	Library	SP	1.000	52.20	1.00	25,496	25,496	35,335
991196	N.Burwick	Senior Library Tech Asst	A50000	Library	SP	1.000	52.20	1.00	22,992	22,992	31,865
992108	N.Dabrowski	Library Technical Assistant	A50000	Library	SP	1.000	52.20	1.00	26,550	26,550	36,796
990240	N.Moyer	Tech Svcs Sr. LTA	A50000	Library	SP	1.000	52.20	1.00	22,586	22,586	31,302
991031	R.Jacobs	Senior Library Tech. Asst.	A50000	Library	SP	1.000	52.20	1.00	32,271	32,271	44,725
991055	R.McEwan	Senior Library Tech. Asst.	A50000	Library	SP	1.000	52.20	1.00	24,092	24,092	33,390
991914	R.McSpadden	Senior Library Tech. Asst.	A50000	Library	SP	1.000	52.20	1.00	22,322	22,322	30,937
991650	S.Clunie	Senior Library Tech. Asst.	A50000	Library	SP	1.000	52.20	1.00	22,322	22,322	30,937
991329	S.Mangs	Senior Library Tech. Asst.	A50000	Library	SP	1.000	52.20	1.00	28,554	28,554	39,573
992296	S.Mihm	Senior Library Tech. Asst.	A50000	Library	SP	1.000	52.20	1.00	25,953	25,953	35,969
992128	V.Thur	Senior Library Tech. Asst.	A50000	Library	SP	1.000	52.20	1.00	28,576	28,576	39,604
990065	W.Armstrong	Senior Library Tech. Asst.	A50000	Library	SP	1.000	52.20	1.00	33,545	33,545	46,491
991300	W.Luo	Senior Library Tech. Asst.	A50000	Library	SP	1.000	52.20	1.00	29,710	29,710	41,176
991445	W.Miller	Office Manager	A50000	Library	SP	1.000	52.20	1.00	50,953	50,953	70,616
			A50000 Total			102.560		102.56	4,067,550	4,067,550	5,345,324
992144	W.Trabert	Director Instructional Service	A60000	Div Learning Resources	AMP	1.000	52.20	1.00	90,000	90,000	117,000
990321	C.Vega-Morales	Executive Secretary	A60000	Div Learning Resources	SP	1.000	52.20	1.00	38,000	38,000	52,665
			A60000 Total			2.000		2.00	128,000	128,000	169,665
991783	*** Unfilled ***	Coor. Computer Applications	A60002	Online Client Services	AMP	1.000	52.20	1.00	44,554	44,554	57,921
991825	*** Unfilled ***	Specialist Comp. Applications	A60002	Online Client Services	AMP	1.000	52.20	1.00	59,473	0	0
992121	*** Unfilled ***	Coor. Computer Applications	A60002	Online Client Services	AMP	-	52.20	-	0	0	0
990537	*** Unfilled ***	Coord., Computer Applications	A60002	Online Client Services	AMP	1.000	52.20	1.00	41,000	41,000	53,300
991119	*** Unfilled ***	Spec. Computer Applications	A60002	Online Client Services	AMP	1.000	52.20	1.00	58,018	0	0

**FLORIDA ATLANTIC UNIVERSITY
 DETAIL OF SALARIES
 2008-09 OPERATING BUDGET
 EDUCATION AND GENERAL**

Position Number	Employee Name	Job Title	Index Number	Department Title	Pay Plan	FTE	Budgeted Weeks	Person Years	Current Rate	Salary Dollars	Amount W/Benefits
991337	A.Marcoff	User Services Manager	A60002	Online Client Services	AMP	1.000	52.20	1.00	59,500	59,500	77,350
990690	A.Turgut	Coordinator Comp. Applications	A60002	Online Client Services	AMP	1.000	52.20	1.00	46,350	46,350	60,255
980897	D.Henderson	Computer Applic. Trainer	A60002	Online Client Services	AMP	0.500	52.20	0.50	23,175	23,175	30,128
992398	J.Loiacono	Blackboard Support	A60002	Online Client Services	AMP	1.000	52.20	1.00	45,000	45,000	58,500
991720	L.Pham	Coor. Computer Applications	A60002	Online Client Services	AMP	1.000	52.20	1.00	55,000	55,000	71,500
990463	M.Crisman	Coor. Computer Applications	A60002	Online Client Services	AMP	1.000	52.20	1.00	55,857	55,857	72,615
990656	M.Fabian	Coor. Computer Applications	A60002	Online Client Services	AMP	1.000	52.20	1.00	39,978	39,978	51,972
991513	M.Munro	Dir., Online Client Svcs.	A60002	Online Client Services	AMP	1.000	52.20	1.00	90,000	90,000	117,000
990394	S.Cline	Coor. Educ/Media Communication	A60002	Online Client Services	AMP	0.500	52.20	0.50	28,337	28,337	36,839
991264	W.Wong	Assoc. Dir. Univ. Computer Sys	A60002	Online Client Services	AMP	1.000	52.20	1.00	72,500	72,500	94,250
992164	*** Unfilled ***	Computer Programmer/Analyst	A60002	Online Client Services	SP	1.000	52.20	1.00	39,055	39,055	54,127
A60002 Total						14.000		14.00	757,797	640,306	835,757
991397	M.McKinney	Coor. Educ/Media Communication	A61000	Instructional Services	AMP	1.000	52.20	1.00	44,238	44,238	57,510
992134	A.Tomassi	Audio Visual Specialist	A61000	Instructional Services	SP	1.000	52.20	1.00	34,275	34,275	47,502
992191	D.Veasy	Audio Visual Specialist	A61000	Instructional Services	SP	1.000	52.20	1.00	31,818	31,818	44,097
992118	N.Thomas	Audio Visual Specialist	A61000	Instructional Services	SP	1.000	52.20	1.00	34,890	34,890	48,355
990857	W.Green	Senior Broadcast Specialist	A61000	Instructional Services	SP	1.000	52.20	1.00	37,733	37,733	52,295
A61000 Total						5.000		5.00	182,954	182,954	249,759
991501	R.Mosley	Coordinator Broadcasting	A63000	Television Engineering	AMP	1.000	52.20	1.00	47,016	47,016	61,121
990214	S.Little	Videobridge Operations	A63000	Television Engineering	AMP	1.000	52.20	1.00	37,904	37,904	49,276
992313	K.Wolderufail	Broadcast Engineering Technici	A63000	Television Engineering	SP	1.000	52.20	1.00	31,155	31,155	43,178
991200	L.Lappin	Broadcast Eng. Technologist	A63000	Television Engineering	SP	1.000	52.20	1.00	38,704	38,704	53,640
990680	M.Figueroa	Broadcast Eng. Technologist	A63000	Television Engineering	SP	1.000	52.20	1.00	35,389	35,389	49,046
991346	R.Marshall	Broadcast Eng Tech Supervisor	A63000	Television Engineering	SP	1.000	52.20	1.00	36,920	36,920	51,168
992170	R.Unschuld	Broadcast Engineering Technici	A63000	Television Engineering	SP	1.000	52.20	1.00	30,702	30,702	42,550
992100	S.Taylor	Senior Broadcast/Eng Technolog	A63000	Television Engineering	SP	1.000	52.20	1.00	45,945	45,945	63,676
991480	W.Moore	Broadcast Eng. Technologist	A63000	Television Engineering	SP	1.000	52.20	1.00	38,017	38,017	52,688
A63000 Total						9.000		9.00	341,752	341,752	466,343
990314	B.Campbell	Coordinator Broadcasting	A64000	Television Production	AMP	1.000	52.20	1.00	38,745	38,745	50,369
991303	C.Pflanz	Coor. Computer Applic.	A64000	Television Production	AMP	1.000	52.20	1.00	35,000	35,000	45,500
991049	D.Nader	Assoc. Dir Learning Resources	A64000	Television Production	AMP	1.000	52.20	1.00	72,100	72,100	93,730
992505	E.Salomaa	Coord. Computer App.	A64000	Television Production	AMP	1.000	52.20	1.00	40,000	40,000	52,000
990208	F.Boros	Coordinator Broadcasting	A64000	Television Production	AMP	1.000	52.20	1.00	36,343	36,343	47,246
991036	M.Hagood	Asst. Dir. Learning Resources	A64000	Television Production	AMP	1.000	52.20	1.00	56,650	56,650	73,645

**FLORIDA ATLANTIC UNIVERSITY
DETAIL OF SALARIES
2008-09 OPERATING BUDGET
EDUCATION AND GENERAL**

Position Number	Employee Name	Job Title	Index Number	Department Title	Pay Plan	FTE	Budgeted Weeks	Person Years	Current Rate	Salary Dollars	Amount W/Benefits
980994	S.Malik	Coor. Comp. Applic. VC Support	A64000	Television Production	AMP	1.000	52.20	1.00	40,000	40,000	52,000
A64000 Total						7.000		7.00	318,838	318,838	414,490
990434	F.Rodriguez	Coor. Computer Applications	A70000	Enterprise Computing Services	AMP	1.000	52.20	1.00	45,000	45,000	58,500
990318	G.Campbell	Assoc. Dir. Univ. Computer Sys	A70000	Enterprise Computing Services	AMP	1.000	52.20	1.00	71,748	71,748	93,273
991840	G.Copeland	Specialist Comp. Applications	A70000	Enterprise Computing Services	AMP	1.000	52.20	1.00	52,586	52,586	68,362
990568	J.Di Liddo	Specialist Comp. Applications	A70000	Enterprise Computing Services	AMP	0.900	52.20	0.90	47,743	47,743	62,066
981226	P.Graya	Coor. Computer Applications	A70000	Enterprise Computing Services	AMP	1.000	52.20	1.00	41,200	41,200	53,560
990988	S.Hsu	Coor. Computer Applications	A70000	Enterprise Computing Services	AMP	1.000	52.20	1.00	51,098	51,098	66,428
981444	D.Bourdon	Computer Support Analyst	A70000	Enterprise Computing Services	SP	0.500	52.20	0.50	22,281	22,281	30,880
A70000 Total						6.400		6.40	331,656	331,656	433,069
992923	*** Unfilled ***	Coord, Administrative Svcs	A70001	Information Resource Management	AMP	0.200	52.20	0.20	2,117	0	0
991895	J.Schilit	Assoc. Provost & Professor	A70001	Information Resource Management	FAC	0.570	52.20	0.57	87,334	87,334	110,836
A70001 Total						0.770		0.77	89,451	87,334	110,836
981454	N.Baran	SEVIS Coordinator	A70002	Software Purchases, Installation	AMP	0.240	52.20	0.24	12,360	12,360	16,068
A70002 Total						0.240		0.24	12,360	12,360	16,068
991060	*** Unfilled ***	Specialist, Computer Applicati	A70003	CSI Network	AMP	1.000	52.20	1.00	85,565	85,565	111,235
990441	J.Corral	Coor. Computer Applications	A70003	CSI Network	AMP	1.000	52.20	1.00	68,293	68,293	88,781
990837	J.Gorycki	Specialist Comp. Applications	A70003	CSI Network	AMP	1.000	52.20	1.00	61,187	61,187	79,544
991853	J.Libby	Specialist Comp. Applications	A70003	CSI Network	AMP	1.000	52.20	1.00	52,153	52,153	67,799
991430	K.Rothhaar	Assoc Dir Univ Computer Sys	A70003	CSI Network	AMP	1.000	52.20	1.00	72,500	72,500	94,250
A70003 Total						5.000		5.00	339,698	339,698	441,609
991653	A.Newman	Coordinator, Academic Programs	B06003	Undergraduate Programs	AMP	1.000	52.20	1.00	32,000	32,000	41,600
990414	B.Colson	Assoc. Director Acad. Supp. Sv	B06003	Undergraduate Programs	AMP	1.000	52.20	1.00	47,447	47,447	61,682
980958	D.Higgins	Coor. Acad. Support Services	B06003	Undergraduate Programs	AMP	0.090	52.20	0.09	3,150	3,150	4,095
991454	D.Minney	Asst Provost/Director	B06003	Undergraduate Programs	AMP	1.000	52.20	1.00	79,100	79,100	102,830
991117	E.Kennedy	Assoc. Dir, Retention/Info Sys	B06003	Undergraduate Programs	AMP	1.000	52.20	1.00	45,698	45,698	59,408
992283	H.Wideman	Asst. Director Acad. Supp. Svc	B06003	Undergraduate Programs	AMP	1.000	52.20	1.00	60,115	60,115	78,150
990479	J.Tuck	Coordinator Academic Programs	B06003	Undergraduate Programs	AMP	1.000	52.20	1.00	32,930	32,930	42,809
990892	K.Hammond	Coordinator Academic Programs	B06003	Undergraduate Programs	AMP	1.000	52.20	1.00	37,342	37,342	48,545
991434	M.Deer	Coordinator Academic Programs	B06003	Undergraduate Programs	AMP	1.000	52.20	1.00	32,000	32,000	41,600
991527	M.Neelakantaswamy	Asst. Director Acad. Supp. Svc	B06003	Undergraduate Programs	AMP	1.000	52.20	1.00	39,556	39,556	51,423
990162	M.Blane	Executive Secretary	B06003	Undergraduate Programs	SP	1.000	52.20	1.00	41,200	41,200	57,100
990186	N.Lopez Salvani	Program Assistant	B06003	Undergraduate Programs	SP	1.000	52.20	1.00	33,990	33,990	47,107
B06003 Total						11.090		11.09	484,528	484,528	636,349

**FLORIDA ATLANTIC UNIVERSITY
 DETAIL OF SALARIES
 2008-09 OPERATING BUDGET
 EDUCATION AND GENERAL**

Position Number	Employee Name	Job Title	Index Number	Department Title	Pay Plan	FTE	Budgeted Weeks	Person Years	Current Rate	Salary Dollars	Amount W/Benefits
991564	B.O'Hara	Athletic Academic Counselor	B06013	Student Life/Acad Enhancemt Std Atl	AMP	1.000	52.20	1.00	35,182	35,182	45,737
990040	K.Anderson-Konsker	Coor. Intercollegiate Athletic	B06013	Student Life/Acad Enhancemt Std Atl	AMP	1.000	52.20	1.00	35,820	35,820	46,566
990028	K.Wilson	Assoc. Director	B06013	Student Life/Acad Enhancemt Std Atl	AMP	1.000	52.20	1.00	50,000	50,000	65,000
990262	M.Brown	Dir. SACAE, Assoc Athletics Dir	B06013	Student Life/Acad Enhancemt Std Atl	AMP	1.000	52.20	1.00	73,562	73,562	95,631
981983	R.Gingras	Athletic Acad. Counselor	B06013	Student Life/Acad Enhancemt Std Atl	AMP	1.000	52.20	1.00	32,000	32,000	41,600
991915	R.McDannold	Athletic Academic Counselor	B06013	Student Life/Acad Enhancemt Std Atl	AMP	1.000	52.20	1.00	32,000	32,000	41,600
980896	S.Joseph	Athletic Acad Counselor	B06013	Student Life/Acad Enhancemt Std Atl	AMP	1.000	52.20	1.00	31,000	31,000	40,300
991225	V.Lefton	Office Administrator	B06013	Student Life/Acad Enhancemt Std Atl	SP	1.000	52.20	1.00	29,676	29,676	41,128
B06013 Total						8.000		8.00	319,240	319,240	417,562
980682	*** Unfilled ***	Coor. Computer Applications	D60000	Davie Learning Resources	AMP	1.000	52.20	1.00	45,000	0	0
993033	*** Unfilled ***	Coor. Research Prog/Svcs.	D60000	Davie Learning Resources	AMP	1.000	52.20	1.00	24,540	0	0
990207	E.Borland	Davie Lrng Resource Mgr	D60000	Davie Learning Resources	AMP	1.000	52.20	1.00	45,915	45,915	59,690
980992	E.Dextraze	VC Support Specialist	D60000	Davie Learning Resources	AMP	1.000	52.20	1.00	40,000	40,000	52,000
993031	*** Unfilled ***	Senior Library Tech. Asst.	D60000	Davie Learning Resources	SP	-	52.20	-	0	0	0
993034	*** Unfilled ***	Senior Library Tech. Asst.	D60000	Davie Learning Resources	SP	-	52.20	-	0	0	0
993030	B.Brown	Davie AV Specialist	D60000	Davie Learning Resources	SP	1.000	52.20	1.00	28,000	28,000	38,806
D60000 Total						5.000		5.00	183,455	113,915	150,496
991708	A.Fernandez	Dir., Broward Computing Svcs	D70001	Davie Technology Resources	AMP	0.890	52.20	0.89	73,425	73,425	95,453
991716	A.Ramon	Network/Systems Admin.	D70001	Davie Technology Resources	AMP	0.890	52.20	0.89	41,830	41,830	54,379
990060	I.Aristizabal	Technical Services Manager	D70001	Davie Technology Resources	AMP	1.000	52.20	1.00	41,715	41,715	54,230
990014	K.Adderley	Coordinator Services & Resourc	D70001	Davie Technology Resources	AMP	1.000	52.20	1.00	48,826	48,826	63,474
991969	P.Shimpeno	Coor, Comp Applic/Lab	D70001	Davie Technology Resources	AMP	1.000	52.20	1.00	40,000	40,000	52,000
991379	N.McCarthy	Business Administrator	D70001	Davie Technology Resources	SP	0.890	52.20	0.89	34,170	34,170	47,357
D70001 Total						5.670		5.67	279,966	279,966	366,893
980517	*** Unfilled ***	Research Technician	H00000	Harbor Branch Operating Account	SP	-	52.20	-	0	0	0
980427	*** Unfilled ***	Research Technician	H00000	Harbor Branch Operating Account	SP	-	52.20	-	0	0	0
980428	*** Unfilled ***	Biological Scientist	H00000	Harbor Branch Operating Account	SP	-	52.20	-	0	0	0
980539	*** Unfilled ***	Research Engineer	H00000	Harbor Branch Operating Account	SP	-	52.20	-	0	0	0
980556	*** Unfilled ***	Biological Scientist	H00000	Harbor Branch Operating Account	SP	-	52.20	-	0	0	0
980583	*** Unfilled ***	Electrician	H00000	Harbor Branch Operating Account	SP	-	52.20	-	0	0	0
980592	*** Unfilled ***	Maintenance Mechanic	H00000	Harbor Branch Operating Account	SP	-	52.20	-	0	0	0
H00000 Total						-		-	0	0	0
980461	P.Boles	Director Bus/Fin Aux. Services	H00001	HBOI Administration	AMP	1.000	52.20	1.00	150,000	150,000	195,000
980511	S.Pomponi	HBOI Executive Director	H00001	HBOI Administration	FAC	1.000	52.20	1.00	192,000	192,000	243,668

**FLORIDA ATLANTIC UNIVERSITY
 DETAIL OF SALARIES
 2008-09 OPERATING BUDGET
 EDUCATION AND GENERAL**

Position Number	Employee Name	Job Title	Index Number	Department Title	Pay Plan	FTE	Budgeted Weeks	Person Years	Current Rate	Salary Dollars	Amount W/Benefits
980540	J.McDuffie	Executive Secretary	H00001	HBOI Administration	SP	1.000	52.20	1.00	53,000	53,000	73,453
H00001 Total						3.000		3.00	395,000	395,000	512,121
980496	A.Shaw	HBOI Research Associate	H00002	Harbor Branch- Private/Other Grants	FAC	0.150	52.20	0.15	7,800	7,800	9,899
980482	A.Wright	HBOI Research Professor	H00002	Harbor Branch- Private/Other Grants	FAC	0.800	52.20	0.80	112,000	112,000	142,140
980512	M.Davis-Hodgkins	HBOI Director	H00002	HBOI Research Administration	FAC	1.000	52.20	1.00	150,000	150,000	190,365
980503	M.Hanisak	HBOI Research Professor	H00002	Harbor Branch- Private/Other Grants	FAC	0.800	52.20	0.80	120,000	120,000	152,292
980509	P.Tatro	HBOI Director	H00002	HBOI Research Administration	FAC	1.000	52.20	1.00	150,000	150,000	190,365
980510	S.Sennett	HBOI Director	H00002	HBOI Research Administration	FAC	1.000	52.20	1.00	57,376	57,376	72,816
980599	D.Monday	Program Assistant, Support	H00002	HBOI Research Administration	SP	1.000	52.20	1.00	36,778	36,778	50,971
980514	P.Keen	Senior Grants Specialist	H00002	HBOI Research Administration	SP	1.000	52.20	1.00	57,886	57,886	80,225
H00002 Total						6.750		6.75	691,840	691,840	889,073
980627	G.Morgan	Director, Business Services	H00003	HBOI Finance	AMP	1.000	52.20	1.00	100,000	100,000	130,000
980554	D.Dutton	Business Assistant	H00003	HBOI Finance	SP	1.000	52.20	1.00	52,000	52,000	72,067
980607	K.Cochran	Accountant	H00003	HBOI Finance	SP	1.000	52.20	1.00	43,680	43,680	60,537
980603	M.Hall	Senior Fiscal Assistant	H00003	HBOI Finance	SP	1.000	52.20	1.00	30,678	30,678	42,517
980600	M.Wogisch	Senior Accountant	H00003	HBOI Finance	SP	1.000	52.20	1.00	56,162	56,162	77,835
980602	S.Colon	Senior Fiscal Assistant	H00003	HBOI Finance	SP	1.000	52.20	1.00	33,281	33,281	46,125
H00003 Total						6.000		6.00	315,801	315,801	429,081
980470	J.Pettingill	Director Bus/Fin Aux. Services	H00004	HBOI Human Resources	AMP	1.000	52.20	1.00	120,000	120,000	156,000
980557	C.Rossmell	Business Assistant	H00004	HBOI Human Resources	SP	1.000	52.20	1.00	56,000	56,000	77,611
980597	K.Shuter	Office Assistant	H00004	HBOI Human Resources	SP	1.000	52.20	1.00	29,790	29,790	41,286
980604	R.Vann	Senior Fiscal Assistant	H00004	HBOI Human Resources	SP	1.000	52.20	1.00	33,207	33,207	46,022
980558	T.Angelo	Business Assistant	H00004	HBOI Human Resources	SP	1.000	52.20	1.00	54,451	54,451	75,464
H00004 Total						5.000		5.00	293,448	293,448	396,383
980473	L.Clemenzi	Coordinator Purchasing	H00005	HBOI Purchasing	AMP	1.000	52.20	1.00	57,222	57,222	74,389
980606	H.Sullivan	Stores/Receiving Clerk	H00005	HBOI Purchasing	SP	1.000	52.20	1.00	27,697	27,697	38,386
980586	K.Andraza	Senior Fiscal Assistant	H00005	HBOI Purchasing	SP	1.000	52.20	1.00	29,500	29,500	40,885
980605	R.Gross	Senior Buyer	H00005	HBOI Purchasing	SP	1.000	52.20	1.00	50,960	50,960	70,626
H00005 Total						4.000		4.00	165,379	165,379	224,286
980476	B.Cousin	Coor. Educ/Media Communication	H00006	HBOI Marketing	AMP	1.000	52.20	1.00	70,000	70,000	91,000
980478	B.Ninesling	Coor. Acad. Support Services	H00006	HBOI Marketing	AMP	0.750	52.20	0.75	30,000	30,000	39,000
980468	J.Petri	Assoc. Director Public Affairs	H00006	HBOI Marketing	AMP	1.000	52.20	1.00	96,000	96,000	124,800
980475	N.Hatch	Coor. Educ/Media Communication	H00006	HBOI Marketing	AMP	1.000	52.20	1.00	70,000	70,000	91,000
981072	*** Unfilled ***	Associate Professor	H00006	HBOI Marketing	FAC	0.310	52.20	0.31	27,931	0	0

**FLORIDA ATLANTIC UNIVERSITY
 DETAIL OF SALARIES
 2008-09 OPERATING BUDGET
 EDUCATION AND GENERAL**

Position Number	Employee Name	Job Title	Index Number	Department Title	Pay Plan	FTE	Budgeted Weeks	Person Years	Current Rate	Salary Dollars	Amount W/Benefits
980500	J.Masterson	HBOI Asst. Research Professor	H00006	HBOI Marketing	FAC	1.000	52.20	1.00	68,000	68,000	86,299
980432	C.Robinson	Biological Scientist	H00006	HBOI Marketing	SP	1.000	52.20	1.00	44,000	44,000	60,980
980598	J.Sunderland	Program Assistant - Education	H00006	HBOI Marketing	SP	1.000	52.20	1.00	37,853	37,853	52,461
980480	P.Gibbons	Program Assistant	H00006	HBOI Marketing	SP	1.000	52.20	1.00	40,000	40,000	55,436
				H00006 Total		8.060		8.06	483,784	455,853	600,976
980453	*** Unfilled ***	Law Enforcment Lieutenant	H00007	HBOI Facilities	AMP	1.000	52.20	1.00	52,000	52,000	67,600
980479	V.Burke	Assoc. Director Physical Plant	H00007	HBOI Facilities	AMP	1.000	52.20	1.00	87,721	87,721	114,038
980485	J.Reed	HBOI Research Professor	H00007	HBOI Facilities	FAC	0.100	52.20	0.10	9,000	9,000	11,422
980421	*** Unfilled ***	Police Service Technician	H00007	HBOI Facilities	SP	1.000	52.20	1.00	24,053	24,053	33,336
980422	*** Unfilled ***	Police Service Technician	H00007	HBOI Facilities	SP	1.000	52.20	1.00	24,053	24,053	33,336
980423	*** Unfilled ***	Police Service Technician	H00007	HBOI Facilities	SP	1.000	52.20	1.00	24,053	24,053	33,336
980424	*** Unfilled ***	Police Service Technician	H00007	HBOI Facilities	SP	1.000	52.20	1.00	24,053	24,053	33,336
980426	*** Unfilled ***	Law Enforcement Officer	H00007	HBOI Facilities	SP	1.000	52.20	1.00	39,087	39,087	54,171
980430	*** Unfilled ***	Police Service Technician	H00007	HBOI Facilities	SP	1.000	52.20	1.00	24,053	24,053	33,336
980431	*** Unfilled ***	Law Enforcement Officer	H00007	HBOI Facilities	SP	1.000	52.20	1.00	39,087	39,087	54,171
980535	C.Caddigan	Research Engineering Technolog	H00007	HBOI Facilities	SP	0.050	52.20	0.05	3,159	3,159	4,379
980587	D.Colby	Program Assistant	H00007	HBOI Facilities	SP	1.000	52.20	1.00	29,870	29,870	41,397
980594	D.Cole	Maintenance Mechanic	H00007	HBOI Facilities	SP	1.000	52.20	1.00	35,360	35,360	49,006
980593	F.Dutoi	Maintenance Mechanic	H00007	HBOI Facilities	SP	1.000	52.20	1.00	37,051	37,051	51,349
980584	G.Luisi	Electrician	H00007	HBOI Facilities	SP	1.000	52.20	1.00	45,760	45,760	63,419
980590	J.Adams	Maintenance Mechanic	H00007	HBOI Facilities	SP	1.000	52.20	1.00	29,185	29,185	40,448
980595	J.Ledlow	Facil. Tech,Carpen/Painting	H00007	HBOI Facilities	SP	1.000	52.20	1.00	27,745	27,745	38,452
980591	P.Stock	Maintenance Mechanic	H00007	HBOI Facilities	SP	1.000	52.20	1.00	27,886	27,886	38,648
980585	T.Cartwright	Maintenance Supervisor	H00007	HBOI Facilities	SP	1.000	52.20	1.00	52,000	52,000	72,067
980596	T.Smitley	Maintenance Mechanic	H00007	HBOI Facilities	SP	1.000	52.20	1.00	27,817	27,817	38,552
				H00007 Total		18.150		18.15	662,993	662,993	905,799
980477	M.Taylor	Coor. Computer Applications	H00009	HBOI IRM	AMP	1.000	52.20	1.00	62,000	62,000	80,600
980471	N.Beaman	Director Univ. Computer System	H00009	HBOI IRM	AMP	1.000	52.20	1.00	78,515	78,515	102,070
980615	*** Unfilled ***	Systems Programmer	H00009	HBOI IRM	SP	1.000	52.20	1.00	41,000	41,000	56,822
980601	E.Reese	Senior Comp. Supp. Spec.	H00009	HBOI IRM	SP	1.000	52.20	1.00	42,000	42,000	58,208
				H00009 Total		4.000		4.00	223,515	223,515	297,700
981195	D.Buryanek	Campus Custodial Supt.	H00010	FAU - HBOI Joint Use Facility	SP	1.000	52.20	1.00	32,143	32,143	44,547
				H00010 Total		1.000		1.00	32,143	32,143	44,547
980686	M.Verdieu	VC Support Specialist	J60000	Learning Resourc/ AV Mac Jupiter	AMP	1.000	52.20	1.00	37,000	37,000	48,100

**FLORIDA ATLANTIC UNIVERSITY
 DETAIL OF SALARIES
 2008-09 OPERATING BUDGET
 EDUCATION AND GENERAL**

Position Number	Employee Name	Job Title	Index Number	Department Title	Pay Plan	FTE	Budgeted Weeks	Person Years	Current Rate	Salary Dollars	Amount W/Benefits
992011	P.Snowwhite	Coord, Media/AV Svcs.	J60000	Learning Resourc/ AV Mac Jupiter	AMP	1.000	52.20	1.00	37,329	37,329	48,528
J60000 Total						2.000		2.00	74,329	74,329	96,628
992210	A.Vitale	Coor. Computer Applications	J70002	Academic Computing Jupiter	AMP	1.000	52.20	1.00	47,141	47,141	61,284
991075	J.Julia	Dir., Northern Comp. Sys.	J70002	Academic Computing Jupiter	AMP	0.750	52.20	0.75	67,500	67,500	87,750
990535	M.DeHass	Technical Svcs. Mgr.	J70002	Academic Computing Jupiter	AMP	1.000	52.20	1.00	60,622	60,622	78,809
990893	M.Hampton	Computer Lab Manager	J70002	Academic Computing Jupiter	AMP	1.000	52.20	1.00	50,859	50,859	66,117
991506	S.Muldoon	Coor. Computer Applications	J70002	Academic Computing Jupiter	AMP	1.000	52.20	1.00	38,581	38,581	50,156
J70002 Total						4.750		4.75	264,703	264,703	344,116
990824	D.Batchelor	Coord., Media/AV Svcs.	K60001	Learning Resources TCC	AMP	1.000	52.20	1.00	32,000	32,000	41,600
980985	E.Gonzalez	VC Support Specialist	K60001	Learning Resources TCC	AMP	1.000	52.20	1.00	40,000	40,000	52,000
980993	E.Satkowitz	Videoconf. Specialist	K60001	Learning Resources TCC	AMP	1.000	52.20	1.00	37,000	37,000	48,100
K60001 Total						3.000		3.00	109,000	109,000	141,700
991075	J.Julia	Dir., Northern Comp. Sys.	K70000	Academic/Inst.Support Svcs.-TC	AMP	0.250	52.20	0.25	22,500	22,500	29,250
990149	S.Bell	Coor. Computer Applications	K70000	Academic/Inst.Support Svcs.-TC	AMP	1.000	52.20	1.00	40,000	40,000	52,000
K70000 Total						1.250		1.25	62,500	62,500	81,250
991495	A.Owens	Coor. Student Financial Aid	S24000	Student Financial Aid	AMP	1.000	52.20	1.00	34,738	34,738	45,160
992104	B.Stern	Coor. Student Financial Aid	S24000	Student Financial Aid	AMP	1.000	52.20	1.00	35,000	35,000	45,500
991647	C.Pfeilsticker	Director Stud. Financial Aid	S24000	Student Financial Aid	AMP	1.000	52.20	1.00	98,952	98,952	128,638
990531	D.Sherrod	Coor. Student Affairs	S24000	Student Financial Aid	AMP	1.000	52.20	1.00	36,050	36,050	46,865
991330	J.Barbosa	Coor. Student Financial Aid	S24000	Student Financial Aid	AMP	1.000	52.20	1.00	34,000	34,000	44,200
991074	M.Judd	Assoc. Director Financial Aid	S24000	Student Financial Aid	AMP	0.910	52.20	0.91	57,131	57,131	74,271
990016	P.Agostinelli	Asst. Dir. Stud. Financial Aid	S24000	Student Financial Aid	AMP	1.000	52.20	1.00	50,785	50,785	66,021
992490	R.Grant	Coor. Computer Applications	S24000	Student Financial Aid	AMP	1.000	52.20	1.00	47,338	47,338	61,540
990213	T.Boulukos	Assoc. Director Financial Aid	S24000	Student Financial Aid	AMP	0.910	52.20	0.91	61,185	61,185	79,541
981779	T.Lau	Coor. Computer Applications	S24000	Student Financial Aid	AMP	0.895	52.20	0.90	42,459	42,459	55,197
991744	V.Rey	Asst. Dir. Stud. Financial Aid	S24000	Student Financial Aid	AMP	1.000	52.20	1.00	44,983	44,983	58,478
991838	*** Unfilled ***	Financial Aid Officer	S24000	Student Financial Aid	SP	0.500	52.20	0.50	12,500	12,500	17,324
992017	A.Oliveira	Financial Aid Officer	S24000	Student Financial Aid	SP	1.000	52.20	1.00	25,000	25,000	34,648
991192	J.Lampman	Senior Financial Aid Officer	S24000	Student Financial Aid	SP	1.000	52.20	1.00	30,737	30,737	42,599
990655	M.Faber	Business Assistant	S24000	Student Financial Aid	SP	1.000	52.20	1.00	39,546	39,546	54,807
S24000 Total						14.215		14.22	650,404	650,404	854,789
981308	*** Unfilled ***	Coor. Computer Applications	S24004	Fee Waivers - Tuition Increase	AMP	0.600	52.20	0.60	45,482	45,482	59,127
981309	*** Unfilled ***	Coor. Computer Applications	S24004	Fee Waivers - Tuition Increase	AMP	1.000	52.20	1.00	75,000	75,000	97,500
981327	*** Unfilled ***	Assistant Professor	S24004	Fee Waivers - Tuition Increase	FAC	0.270	39.00	0.20	35,529	35,529	45,090

**FLORIDA ATLANTIC UNIVERSITY
 DETAIL OF SALARIES
 2008-09 OPERATING BUDGET
 EDUCATION AND GENERAL**

Position Number	Employee Name	Job Title	Index Number	Department Title	Pay Plan	FTE	Budgeted Weeks	Person Years	Current Rate	Salary Dollars	Amount W/Benefits
981328	*** Unfilled ***	Assistant Professor	S24004	Fee Waivers - Tuition Increase	FAC	1.000	39.00	0.75	80,000	80,000	101,528
981329	*** Unfilled ***	Assistant Professor	S24004	Fee Waivers - Tuition Increase	FAC	1.000	39.00	0.75	80,000	80,000	101,528
S24004 Total						3.870		3.30	316,011	316,011	404,773
980630	F.Patterson	Director Testing & Evaluation	S26000	Testing & Evaluation	AMP	1.000	52.20	1.00	65,000	65,000	84,500
992056	W.LaValle	Coor. Acad.Support Svcs.	S26000	Testing & Evaluation	AMP	1.000	52.20	1.00	36,250	36,250	47,125
991121	*** Unfilled ***	Director	S26000	Testing & Evaluation	FAC	1.000	52.20	1.00	0	0	0
991721	A.Nevin	Program Assistant	S26000	Testing & Evaluation	SP	1.000	52.20	1.00	28,000	28,000	38,806
980950	D.Sarcone	Test Center Administrator	S26000	Testing & Evaluation	SP	1.000	52.20	1.00	28,000	28,000	38,806
992593	K.Dalton	Program Assistant	S26000	Testing & Evaluation	SP	1.000	52.20	1.00	28,750	28,750	39,845
990175	S.Bickham	Program Assistant	S26000	Testing & Evaluation	SP	1.000	52.20	1.00	30,500	30,500	42,270
S26000 Total						7.000		7.00	216,500	216,500	291,352
981178	C.Meschievitz	Director, International Progs.	S28002	International Programs	AMP	1.000	52.20	1.00	108,150	108,150	140,595
981151	D.Wooten	Coordinator Academic Programs	S28002	International Programs	AMP	1.000	52.20	1.00	34,000	34,000	44,200
992159	T.Tucker	Sr. Coord, Academic Programs	S28002	International Programs	AMP	1.000	52.20	1.00	40,170	40,170	52,221
992462	L.Smith	Senior Secretary	S28002	International Programs	SP	1.000	52.20	1.00	29,355	29,355	40,684
S28002 Total						4.000		4.00	211,675	211,675	277,700
991897	*** Unfilled ***	Asst. Dir. Student Retention	S29000	Student Affairs Enrollment Mgmt.	AMP	0.853	52.20	0.85	34,000	34,000	44,200
990136	J.Bebergal	Director Student Retention	S29000	Student Affairs Enrollment Mgmt.	AMP	0.864	52.20	0.86	61,776	61,776	80,309
980959	E.Santiago	Office Assistant	S29000	Student Affairs Enrollment Mgmt.	SP	1.000	52.20	1.00	21,247	21,247	29,447
S29000 Total						2.717		2.72	117,023	117,023	153,956
990471	*** Unfilled ***	Coord, Admissions/Registration	S50000	Admissions	AMP	1.000	52.20	1.00	30,000	0	0
991343	*** Unfilled ***	Asst. Coordinator	S50000	Admissions	AMP	1.000	52.20	1.00	32,445	0	0
991502	*** Unfilled ***	Asst. Director, Admissions	S50000	Admissions	AMP	1.000	52.20	1.00	35,000	0	0
993048	*** Unfilled ***	Asst. Director, Admissions	S50000	Admissions	AMP	1.000	52.20	1.00	46,090	0	0
992072	A.Asaduzzaman	Specialist Comp. Applications	S50000	Admissions	AMP	1.000	52.20	1.00	53,000	53,000	68,900
993047	A.Cronin	Asst. Director, Admissions	S50000	Admissions	AMP	1.000	52.20	1.00	40,000	40,000	52,000
992336	A.Duarte	Asst. Director, Admissions	S50000	Admissions	AMP	1.000	52.20	1.00	37,550	37,550	48,815
991176	A.Toles	Coor. Community College Rel.	S50000	Admissions	AMP	1.000	52.20	1.00	33,000	33,000	42,900
981537	B.Kenney	Associate Director Admissions	S50000	Admissions	AMP	1.000	52.20	1.00	71,935	71,935	93,516
990413	B.Pletcher	Director Admissions	S50000	Admissions	AMP	1.000	52.20	1.00	92,790	92,790	120,627
981745	B.Reznik	Coord, Admissions/Registration	S50000	Admissions	AMP	1.000	52.20	1.00	30,000	30,000	39,000
991449	C.Creveling	Coord, Admissions/Registration	S50000	Admissions	AMP	1.000	52.20	1.00	30,000	30,000	39,000
991302	C.Duffy	Coord, Admissions/Registration	S50000	Admissions	AMP	1.000	52.20	1.00	30,000	30,000	39,000
981744	C.Randolph	Coord, Admissions/Registration	S50000	Admissions	AMP	1.000	52.20	1.00	28,000	28,000	36,400

**FLORIDA ATLANTIC UNIVERSITY
 DETAIL OF SALARIES
 2008-09 OPERATING BUDGET
 EDUCATION AND GENERAL**

Position Number	Employee Name	Job Title	Index Number	Department Title	Pay Plan	FTE	Budgeted Weeks	Person Years	Current Rate	Salary Dollars	Amount W/Benefits
981877	C.Robertson	Asst. Director, Admissions	\$50000	Admissions	AMP	1.000	52.20	1.00	35,000	35,000	45,500
991705	E.Klimczak	Asst. Director, Admissions	\$50000	Admissions	AMP	1.000	52.20	1.00	37,348	37,348	48,553
981742	I.Chalmers	Coord, Admissions/Registration	\$50000	Admissions	AMP	1.000	52.20	1.00	30,000	30,000	39,000
991053	J.Duval	Coord, Admissions/Registration	\$50000	Admissions	AMP	1.000	52.20	1.00	33,000	33,000	42,900
991354	J.Roe	Coord, Admissions/Registration	\$50000	Admissions	AMP	1.000	52.20	1.00	30,000	30,000	39,000
992119	K.Chong	Coord, Admissions/Registration	\$50000	Admissions	AMP	1.000	52.20	1.00	30,000	30,000	39,000
991296	K.Czaja	Associate Director Admissions	\$50000	Admissions	AMP	1.000	52.20	1.00	59,000	59,000	76,700
990665	K.Ryan	Coord, Admissions/Registration	\$50000	Admissions	AMP	1.000	52.20	1.00	29,000	29,000	37,700
990787	M.Edmunds	Assoc. Director Stud. Affairs	\$50000	Admissions	AMP	1.000	52.20	1.00	45,000	45,000	58,500
991715	S.Hinkel	Coord, Admissions/Registration	\$50000	Admissions	AMP	1.000	52.20	1.00	30,900	30,900	40,170
992533	S.Rakowsky	Coord, Admissions/Registration	\$50000	Admissions	AMP	1.000	52.20	1.00	55,000	55,000	71,500
981743	S.Tharpe	Communication CRM Coord.	\$50000	Admissions	AMP	1.000	52.20	1.00	32,500	32,500	42,250
992276	*** Unfilled ***	Program Assistant	\$50000	Admissions	SP	1.000	52.20	1.00	27,295	27,295	37,829
980913	A.Williams	Senior Clerk	\$50000	Admissions	SP	1.000	52.20	1.00	20,500	20,500	28,411
990598	B.Downing	Program Assistant	\$50000	Admissions	SP	1.000	52.20	1.00	26,617	26,617	36,889
992532	B.Lipton	Senior Clerk	\$50000	Admissions	SP	1.000	52.20	1.00	20,500	20,500	28,411
990545	D.Demunn	Program Assistant	\$50000	Admissions	SP	1.000	52.20	1.00	25,554	25,554	35,416
981007	D.Lubowitz	Program Assistant	\$50000	Admissions	SP	1.000	52.20	1.00	22,000	22,000	30,490
981246	D.Lustig	Program Assistant	\$50000	Admissions	SP	1.000	52.20	1.00	25,235	25,235	34,974
990491	D.Senat	Program Assistant	\$50000	Admissions	SP	1.000	52.20	1.00	22,500	22,500	31,183
990959	D.White	Admissions Officer	\$50000	Admissions	SP	1.000	52.20	1.00	28,325	28,325	39,256
991076	E.Feder	Program Assistant	\$50000	Admissions	SP	1.000	52.20	1.00	22,000	22,000	30,490
991358	E.Mastrodomenico	Executive Secretary	\$50000	Admissions	SP	1.000	52.20	1.00	33,475	33,475	46,394
991596	J.Maier	Program Assistant	\$50000	Admissions	SP	1.000	52.20	1.00	24,000	24,000	33,262
981006	J.Zambrano	Program Assistant	\$50000	Admissions	SP	1.000	52.20	1.00	22,000	22,000	30,490
990392	K.Volny	Program Assistant	\$50000	Admissions	SP	1.000	52.20	1.00	26,000	26,000	36,034
990398	L.Johnson	Program Assistant	\$50000	Admissions	SP	1.000	52.20	1.00	22,000	22,000	30,490
981245	L.Lima	Admissions Officer	\$50000	Admissions	SP	1.000	52.20	1.00	26,000	26,000	36,034
991301	M.Matos	Senior Clerk	\$50000	Admissions	SP	1.000	52.20	1.00	20,500	20,500	28,411
991804	M.Rosado	Program Assistant	\$50000	Admissions	SP	1.000	52.20	1.00	21,885	21,885	30,331
992381	R.Blatche	Senior Clerk	\$50000	Admissions	SP	1.000	52.20	1.00	21,500	21,500	29,797
991107	R.Keit	Program Assistant	\$50000	Admissions	SP	1.000	52.20	1.00	30,918	30,918	42,850
992435	S.Lindsey	Program Assistant	\$50000	Admissions	SP	1.000	52.20	1.00	22,500	22,500	31,183
991165	W.Kristol	Clerical Supervisor	\$50000	Admissions	SP	1.000	52.20	1.00	28,748	28,748	39,842

**FLORIDA ATLANTIC UNIVERSITY
 DETAIL OF SALARIES
 2008-09 OPERATING BUDGET
 EDUCATION AND GENERAL**

Position Number	Employee Name	Job Title	Index Number	Department Title	Pay Plan	FTE	Budgeted Weeks	Person Years	Current Rate	Salary Dollars	Amount W/Benefits
S50000 Total						48.000		48.00	1,576,610	1,433,075	1,909,398
993032	D.Brown	FLL Av Specialist	T60000	Tower Learning Resources	SP	1.000	52.20	1.00	29,046	29,046	40,255
T60000 Total						1.000		1.00	29,046	29,046	40,255
992925	*** Unfilled ***	Broadcast Engineering Technici	T65000	Tower Learning Res ITFS	SP	-	52.20	-	0	0	0
T65000 Total						-		-	0	0	0
991708	A.Fernandez	Dir., Broward Computing Svcs	T70002	Tower Technology Resources	AMP	0.110	52.20	0.11	9,075	9,075	11,798
991716	A.Ramon	Network/Systems Admin.	T70002	Tower Technology Resources	AMP	0.110	52.20	0.11	5,170	5,170	6,721
991963	J.Sher	Coord Comp Applicl/Lab	T70002	Tower Technology Resources	AMP	1.000	52.20	1.00	38,000	38,000	49,400
990320	M.Canavan	Tech Support Analyst	T70002	Tower Technology Resources	AMP	1.000	52.20	1.00	42,230	42,230	54,899
991379	N.McCarthy	Business Administrator	T70002	Tower Technology Resources	SP	0.110	52.20	0.11	4,223	4,223	5,853
T70002 Total						2.330		2.33	98,698	98,698	128,671
Arts & Letter College											
981230	*** Unfilled ***	Secretary	B30000	Dean-Arts And Letters	SP	1.000	52.20	1.00	25,000	0	0
990661	*** Unfilled ***	Coord, Administrative Svcs	B30000	Dean-Arts And Letters	AMP	0.720	52.20	0.72	31,567	0	0
990710	A.Francis	Coord, Administrative Svcs	B30000	Dean-Arts And Letters	AMP	0.500	52.20	0.50	29,118	29,118	37,854
991368	J.May	Coordinator Academic Programs	B30000	Dean-Arts And Letters	AMP	1.000	52.20	1.00	40,000	40,000	52,000
990569	K.Dimaggio	Business Manager	B30000	Dean-Arts And Letters	AMP	1.000	52.20	1.00	97,700	97,700	127,010
990337	L.Carney	Coor. Advancement/Alumni Affs	B30000	Dean-Arts And Letters	AMP	0.500	52.20	0.50	47,225	47,225	61,393
991698	L.Thomas	Advisor	B30000	Dean-Arts And Letters	AMP	1.000	52.20	1.00	32,000	32,000	41,600
990672	R.Ferguson	Assoc. Dir. Academic Programs	B30000	Dean-Arts And Letters	AMP	-	52.20	-	0	0	0
991235	S.Lent	Coordinator Academic Programs	B30000	Dean-Arts And Letters	AMP	1.000	52.20	1.00	36,050	36,050	46,865
991105	K.Keaton	Associate Dean and Professor	B30000	Dean-Arts And Letters	FAC	0.200	52.20	0.20	55,031	55,031	69,840
990054	L.Appleton	Associate Dean and Professor	B30000	Dean-Arts And Letters	FAC	0.900	52.20	0.90	109,029	109,029	138,369
990454	M.Pendakur	Dean and Professor	B30000	Dean-Arts And Letters	FAC	1.000	52.20	1.00	205,000	205,000	260,166
991812	F.Waldman	Senior Secretary	B30000	Dean-Arts And Letters	SP	1.000	52.20	1.00	29,613	29,613	41,041
990268	K.Brunschien	Senior Secretary	B30000	Dean-Arts And Letters	SP	1.000	52.20	1.00	37,553	37,553	52,045
990968	L.Hoffman	Executive Secretary	B30000	Dean-Arts And Letters	SP	0.900	52.20	0.90	43,615	43,615	60,447
981528	S.Jaramillo	Senior Fiscal Assistant	B30000	Dean-Arts And Letters	SP	0.900	52.20	0.90	29,255	29,255	40,545
B30000 Total						12.620		12.62	847,756	791,189	1,029,175
990666	W.Faulds	Director Academic Support Svcs	B30001	Ritter Art Gallery	AMP	1.000	52.20	1.00	56,821	56,821	73,868
981976	*** Unfilled ***	Senior Secretary	B30001	Ritter Art Gallery	SP	1.000	52.20	1.00	12,500	12,500	17,324
B30001 Total						2.000		2.00	69,321	69,321	91,192
980688	*** Unfilled ***	Coor. Acad. Support Services	B30004	Dean's Reserve Account	AMP	-	52.20	-	32,000	32,000	41,600
980689	*** Unfilled ***	Coor. Acad. Support Services	B30004	Dean's Reserve Account	AMP	0.220	52.20	0.22	42,000	42,000	54,600

**FLORIDA ATLANTIC UNIVERSITY
 DETAIL OF SALARIES
 2008-09 OPERATING BUDGET
 EDUCATION AND GENERAL**

Position Number	Employee Name	Job Title	Index Number	Department Title	Pay Plan	FTE	Budgeted Weeks	Person Years	Current Rate	Salary Dollars	Amount W/Benefits
980721	*** Unfilled ***	Assistant Professor	B30004	Dean's Reserve Account	FAC	1.000	52.20	1.00	52,773	52,773	66,975
980722	*** Unfilled ***	Assistant Professor	B30004	Dean's Reserve Account	FAC	1.000	52.20	1.00	52,773	52,773	66,975
980724	*** Unfilled ***	Associate Professor	B30004	Dean's Reserve Account	FAC	-	52.20	-	52,773	52,773	66,975
981849	*** Unfilled ***	Instructor	B30004	Dean's Reserve Account	FAC	-	52.20	-	0	0	0
980687	*** Unfilled ***	Senior Secretary	B30004	Dean's Reserve Account	SP	-	52.20	-	27,000	27,000	37,420
			B30004 Total				2.220	2.22	259,319	259,319	334,545
980915	B.Zinn	Computing Paraprofessional	B30021	DFS Arts & Letters Computing	AMP	1.000	52.20	1.00	37,000	37,000	48,100
991876	C.Sartori	Coor. Computer Applications	B30021	DFS Arts & Letters Computing	AMP	1.000	52.20	1.00	46,611	46,611	60,595
992137	G.Topple	Coor. Computer Applications	B30021	DFS Arts & Letters Computing	AMP	1.000	52.20	1.00	61,650	61,650	80,145
981484	J.Ryan	Coor. Computer Applications	B30021	DFS Arts & Letters Computing	AMP	1.000	52.20	1.00	46,144	46,144	59,988
			B30021 Total				4.000	4.00	191,405	191,405	248,828
990761	S.Gapinski	Asst Dir, Comp Studies/Devel't	B30100	Ph.D.In Comparative Studies	AMP	-	52.20	-	0	0	0
			B30100 Total				-	-	0	0	0
980513	M.Burks	Coor. Univ. Rel./Pub. Affs	B30500	Public Affairs	AMP	0.750	52.20	0.75	31,200	31,200	40,560
981465	N.Jacobsen	Coordinator, Info/Pub Services	B30500	Public Affairs	AMP	0.600	52.20	0.60	21,896	21,896	28,465
992007	S.Smith	Asst. Dir. Univ. Relations/Pub	B30500	Public Affairs	AMP	0.800	52.20	0.80	46,167	46,167	60,018
			B30500 Total				2.150	2.15	99,263	99,263	129,043
992088	*** Unfilled ***	Associate Dean and Professor	B30600	Center for Interdisciplinary Studie	FAC	0.800	52.20	0.80	93,852	0	0
981551	G.Denier	Program Assistant	B30600	Center for Interdisciplinary Studie	SP	1.000	52.20	1.00	35,797	35,797	49,612
			B30600 Total				1.800	1.80	129,649	35,797	49,612
991389	J.McDonough	Theatre Manager	B30700	School of the Arts	AMP	1.000	52.20	1.00	45,000	45,000	58,500
992024	G.Sparks	Director and Professor	B30700	School of the Arts	FAC	0.850	52.20	0.85	98,005	98,005	124,379
			B30700 Total				1.850	1.85	143,005	143,005	182,879
990450	*** Unfilled ***	Associate Professor	B31000	Visual Arts & Art History	FAC	1.000	39.00	0.75	52,000	52,000	65,994
992250	*** Unfilled ***	Professor	B31000	Visual Arts & Art History	FAC	1.000	39.00	0.75	0	0	0
992995	*** Unfilled ***	Assistant Professor	B31000	Visual Arts & Art History	FAC	1.000	39.00	0.75	52,000	52,000	65,994
990244	A.Broderick	Associate Professor	B31000	Visual Arts & Art History	FAC	1.000	39.00	0.75	54,373	54,373	69,005
980622	A.Kirchen	Instructor	B31000	Visual Arts & Art History	FAC	1.000	39.00	0.75	0	0	0
990527	B.De St. Croix	Associate Professor	B31000	Visual Arts & Art History	FAC	1.000	39.00	0.75	55,643	55,643	70,617
991373	B.McConnell	Assistant Professor	B31000	Visual Arts & Art History	FAC	1.000	39.00	0.75	52,101	52,101	66,122
991699	C.Prusa	Associate Professor	B31000	Visual Arts & Art History	FAC	1.000	39.00	0.75	55,897	55,897	70,939
991227	E.Atzberger	Instructor	B31000	Visual Arts & Art History	FAC	1.000	39.00	0.75	32,000	32,000	40,612
991383	E.Coleman	Instructor	B31000	Visual Arts & Art History	FAC	1.000	39.00	0.75	32,000	32,000	40,612
991386	J.McCoy	Professor	B31000	Visual Arts & Art History	FAC	1.000	39.00	0.75	69,788	69,788	88,568

**FLORIDA ATLANTIC UNIVERSITY
 DETAIL OF SALARIES
 2008-09 OPERATING BUDGET
 EDUCATION AND GENERAL**

Position Number	Employee Name	Job Title	Index Number	Department Title	Pay Plan	FTE	Budgeted Weeks	Person Years	Current Rate	Salary Dollars	Amount W/Benefits
991555	J.Novak	Associate Professor	B31000	Visual Arts & Art History	FAC	1.000	39.00	0.75	60,465	60,465	76,737
991834	K.Russo	Professor	B31000	Visual Arts & Art History	FAC	1.000	39.00	0.75	75,620	75,620	95,970
990564	M.Dicosola	Chairperson and Professor	B31000	Visual Arts & Art History	FAC	0.895	52.20	0.90	99,798	99,798	126,654
981082	O.Shabaka	Instructor	B31000	Visual Arts & Art History	FAC	1.000	39.00	0.75	32,000	32,000	40,612
991145	T.Knipp	Associate Professor	B31000	Visual Arts & Art History	FAC	1.000	39.00	0.75	65,018	65,018	82,515
990961	W.Hnatysh	Professor	B31000	Visual Arts & Art History	FAC	1.000	39.00	0.75	67,271	67,271	85,374
981976	*** Unfilled ***	Senior Secretary	B31000	Visual Arts & Art History	SP	-	52.20	-	0	0	0
991025	S.Ivory	Senior Secretary	B31000	Visual Arts & Art History	SP	0.750	52.20	0.75	27,303	27,303	37,840
B31000 Total						17.645		13.60	883,277	883,277	1,124,165
990708	A.Fradkin	Associate Professor	B31100	Anthropology	FAC	0.980	39.00	0.73	56,679	56,679	71,932
990257	C.Brown	Assistant Professor	B31100	Anthropology	FAC	0.980	39.00	0.73	46,661	46,661	59,218
980445	D.Bass	Instructor	B31100	Anthropology	FAC	1.000	39.00	0.75	32,000	32,000	40,612
990243	D.Broadfield	Associate Professor	B31100	Anthropology	FAC	0.658	39.00	0.49	42,721	42,721	54,218
990310	M.Cameron	Associate Professor	B31100	Anthropology	FAC	1.000	39.00	0.75	70,006	70,006	88,845
990912	M.Harris	Chair and Assoc. Professor	B31100	Anthropology	FAC	0.950	52.20	0.95	82,563	82,563	104,781
991135	M.Kirsch	Professor	B31100	Anthropology	FAC	1.000	39.00	0.75	76,347	76,347	96,892
981848	R.McCarthy	Assistant Professor	B31100	Anthropology	FAC	1.000	39.00	0.75	47,642	47,642	60,463
990265	S.Brown	Associate Professor	B31100	Anthropology	FAC	1.000	39.00	0.75	62,759	62,759	79,648
990435	C.Wilson	Senior Secretary	B31100	Anthropology	SP	0.900	52.20	0.90	28,403	28,403	39,364
B31100 Total						9.468		7.54	545,781	545,781	695,973
990708	A.Fradkin	Associate Professor	B31103	Cost Share 311017 UWF - Archeology	FAC	0.020	39.00	0.01	1,157	1,157	1,469
990257	C.Brown	Assistant Professor	B31103	Cost Share 311017 UWF - Archeology	FAC	0.020	39.00	0.01	952	952	1,209
990912	M.Harris	Chair and Assoc. Professor	B31103	Cost Share 311017 UWF - Archeology	FAC	0.050	52.20	0.05	4,345	4,345	5,515
990435	C.Wilson	Senior Secretary	B31103	Cost Share 311017 UWF - Archeology	SP	0.100	52.20	0.10	3,156	3,156	4,374
B31103 Total						0.190		0.18	9,610	9,610	12,567
992161	E.Turgeon	Assistant Professor	B32000	Music	FAC	1.000	39.00	0.75	50,292	50,292	63,826
990415	H.Coltman	Chairperson and Professor	B32000	Music	FAC	1.000	52.20	1.00	100,298	100,298	127,289
990286	J.Burganger-Treer	Professor	B32000	Music	FAC	1.000	39.00	0.75	79,457	79,457	100,839
990481	J.Cunningham	Assistant Professor	B32000	Music	FAC	1.000	39.00	0.75	46,505	46,505	59,020
991856	K.Kover	Instructor	B32000	Music	FAC	1.000	39.00	0.75	34,000	34,000	43,150
981847	K.Prescott	Assistant Professor	B32000	Music	FAC	1.000	39.00	0.75	50,708	50,708	64,354
991936	L.Joella	Assistant Professor	B32000	Music	FAC	1.000	39.00	0.75	48,000	48,000	60,917
992152	L.Treer	Professor	B32000	Music	FAC	1.000	39.00	0.75	66,696	66,696	84,644
990691	P.Fleitas	Professor	B32000	Music	FAC	1.000	39.00	0.75	68,288	68,288	86,665

**FLORIDA ATLANTIC UNIVERSITY
DETAIL OF SALARIES
2008-09 OPERATING BUDGET
EDUCATION AND GENERAL**

Position Number	Employee Name	Job Title	Index Number	Department Title	Pay Plan	FTE	Budgeted Weeks	Person Years	Current Rate	Salary Dollars	Amount W/Benefits	
991215	R.Lautar	Professor	B32000	Music	FAC	1.000	39.00	0.75	61,914	61,914	78,576	
992329	R.Sanchez	Assistant Professor	B32000	Music	FAC	1.000	39.00	0.75	47,000	47,000	59,648	
990593	S.Dorchin	Instructor	B32000	Music	FAC	1.000	39.00	0.75	37,972	37,972	48,191	
990799	S.Glazer	Professor	B32000	Music	FAC	1.000	39.00	0.75	77,579	77,579	98,456	
981145	S.McClain Buller	Professor	B32000	Music	FAC	1.000	39.00	0.75	60,000	60,000	76,146	
991817	S.Rossow	Instructor	B32000	Music	FAC	1.000	39.00	0.75	34,854	34,854	44,234	
992233	T.Walters	Associate Professor	B32000	Music	FAC	1.000	39.00	0.75	55,451	55,451	70,373	
992445	J.Cunningham	Senior Secretary	B32000	Music	SP	1.000	52.20	1.00	35,096	35,096	48,640	
			B32000 Total				17.000		13.21	954,110	954,110	1,214,968
981390	*** Unfilled ***	Assistant Professor	B32002	University Band	FAC	1.070	39.00	0.80	123,079	0	0	
981458	S.Murray	Assistant Professor	B32002	University Band	FAC	1.000	39.00	0.75	46,500	46,500	59,014	
981289	J.Folgate	Senior Secretary	B32002	University Band	SP	0.750	52.20	0.75	17,931	17,931	24,851	
			B32002 Total				2.820		2.30	187,510	64,431	83,865
991875	P.Sargent	Coor. Educ/Trg Programs	B33000	Theatre	AMP	1.000	52.20	1.00	41,605	41,605	54,087	
990421	*** Unfilled ***	Associate Professor	B33000	Theatre	FAC	1.000	39.00	0.75	52,000	52,000	65,994	
991332	C.Brooks	Assistant Professor	B33000	Theatre	FAC	1.000	39.00	0.75	50,000	50,000	63,455	
990752	D.Gallant	Assistant Professor	B33000	Theatre	FAC	1.000	39.00	0.75	45,398	45,398	57,615	
991154	G.Kopani	Associate Professor	B33000	Theatre	FAC	1.000	39.00	0.75	54,935	54,935	69,719	
990096	J.Baldet	Professor	B33000	Theatre	FAC	1.000	39.00	0.75	74,673	74,673	94,768	
990757	R.Gamble	Chair and Assoc. Professor	B33000	Theatre	FAC	1.000	52.20	1.00	84,891	84,891	107,736	
981017	S.Deckelbaum	Assistant Professor	B33000	Theatre	FAC	1.000	39.00	0.75	55,000	55,000	69,801	
990076	T.Atkins	Professor	B33000	Theatre	FAC	1.000	39.00	0.75	74,317	74,317	94,316	
990559	T.Dial	Associate Professor	B33000	Theatre	FAC	1.000	39.00	0.75	54,173	54,173	68,751	
991972	T.Shorrock	Assistant Professor	B33000	Theatre	FAC	1.000	39.00	0.75	47,770	47,770	60,625	
990456	C.Diehl	Senior Secretary	B33000	Theatre	SP	1.000	52.20	1.00	31,241	31,241	43,297	
			B33000 Total				12.000		9.72	666,003	666,003	850,164
992094	*** Unfilled ***	Instructor	B33100	Communication	FAC	1.000	39.00	0.75	0	0	0	
991510	B.Mulvaney	Associate Professor	B33100	Communication	FAC	1.000	39.00	0.75	59,301	59,301	75,259	
991529	C.Neile	Instructor	B33100	Communication	FAC	0.670	39.00	0.50	25,300	25,300	32,109	
990043	C.Robe	Assistant Professor	B33100	Communication	FAC	1.000	39.00	0.75	45,729	45,729	58,035	
991924	C.Scodari	Professor	B33100	Communication	FAC	1.000	39.00	0.75	65,002	65,002	82,495	
992966	D.Williams	Associate Professor	B33100	Communication	FAC	1.000	39.00	0.75	53,945	53,945	68,462	
990720	E.Freedman	Associate Professor	B33100	Communication	FAC	1.000	39.00	0.75	57,441	57,441	72,899	
990669	F.Fejes	Professor	B33100	Communication	FAC	1.000	39.00	0.75	67,924	67,924	86,203	

**FLORIDA ATLANTIC UNIVERSITY
 DETAIL OF SALARIES
 2008-09 OPERATING BUDGET
 EDUCATION AND GENERAL**

Position Number	Employee Name	Job Title	Index Number	Department Title	Pay Plan	FTE	Budgeted Weeks	Person Years	Current Rate	Salary Dollars	Amount W/Benefits
981078	G.Sim	Assistant Professor	B33100	Communication	FAC	1.000	39.00	0.75	48,000	48,000	60,917
992146	J.Tracy	Assistant Professor	B33100	Communication	FAC	1.000	39.00	0.75	49,731	49,731	63,114
990614	N.Durnell-Uwechue	Associate Professor	B33100	Communication	FAC	1.000	39.00	0.75	63,379	63,379	80,435
991340	N.Marin	Associate Professor	B33100	Communication	FAC	1.000	39.00	0.75	54,874	54,874	69,641
990507	P.Darlington	Associate Professor	B33100	Communication	FAC	1.000	39.00	0.75	58,938	58,938	74,799
990276	S.Charbonneau	Assistant Professor	B33100	Communication	FAC	1.000	39.00	0.75	48,000	48,000	60,917
980459	S.Pavlow	Instructor	B33100	Communication	FAC	1.000	39.00	0.75	33,913	33,913	43,039
991739	S.Reilly	Chairperson and Professor	B33100	Communication	FAC	0.700	52.20	0.70	83,973	83,973	106,571
991931	T.Kanata	Assistant Professor	B33100	Communication	FAC	1.000	39.00	0.75	46,607	46,607	59,149
981486	E.Gottlieb	Senior Secretary	B33100	Communication	SP	-	52.20	-	0	0	0
992102	V.Taylor	Program Assistant	B33100	Communication	SP	0.800	52.20	0.80	37,260	37,260	51,639
B33100 Total						17.170		13.21	899,317	899,317	1,145,683
990711	*** Unfilled ***	Assistant Professor	B34000	History	FAC	1.000	39.00	0.75	52,000	52,000	65,994
993121	*** Unfilled ***	Associate Professor	B34000	History	FAC	1.000	39.00	0.75	56,179	56,179	71,297
991016	A.Lawrence	Assistant Professor	B34000	History	FAC	1.000	39.00	0.75	48,550	48,550	61,615
990233	B.Breslow	Associate Professor	B34000	History	FAC	1.000	39.00	0.75	51,539	51,539	65,409
991292	B.Lowe	Associate Professor	B34000	History	FAC	1.000	39.00	0.75	61,894	61,894	78,550
980746	C.Dunlea	Instructor	B34000	History	FAC	1.000	39.00	0.75	0	0	0
990717	D.Kanter	Assistant Professor	B34000	History	FAC	1.000	39.00	0.75	48,000	48,000	60,917
992967	D.White	Assistant Professor	B34000	History	FAC	1.000	39.00	0.75	53,945	53,945	68,462
990901	E.Hanne	Associate Professor	B34000	History	FAC	1.000	39.00	0.75	54,182	54,182	68,763
990472	G.Cruz-Taura	Associate Professor	B34000	History	FAC	1.000	39.00	0.75	56,513	56,513	71,721
992969	K.Holloway	Assistant Professor	B34000	History	FAC	1.000	39.00	0.75	48,550	48,550	61,615
991584	K.Osgood	Associate Professor	B34000	History	FAC	0.865	39.00	0.65	64,010	64,010	81,236
991870	M.Sanua	Associate Professor	B34000	History	FAC	1.000	39.00	0.75	52,045	52,045	66,051
991151	P.Kollander	Associate Professor	B34000	History	FAC	0.750	52.20	0.75	67,180	67,180	85,259
990642	S.Engle	Professor	B34000	History	FAC	1.000	39.00	0.75	85,751	85,751	108,827
991554	S.Norman	Associate Professor	B34000	History	FAC	1.000	39.00	0.75	71,302	71,302	90,490
991268	Z.Linn	Office Administrator	B34000	History	SP	0.900	52.20	0.90	33,817	33,817	46,867
B34000 Total						16.515		12.76	905,457	905,457	1,153,073
992249	*** Unfilled ***	Associate Professor	B34100	Political Science	FAC	1.000	39.00	0.75	50,000	50,000	63,455
992978	*** Unfilled ***	Associate Professor	B34100	Political Science	FAC	1.000	39.00	0.75	0	0	0
992051	A.Arias	Assistant Professor	B34100	Political Science	FAC	1.000	39.00	0.75	50,750	50,750	64,407
991694	A.Pritchard	Professor	B34100	Political Science	FAC	1.000	39.00	0.75	76,008	76,008	96,462

**FLORIDA ATLANTIC UNIVERSITY
 DETAIL OF SALARIES
 2008-09 OPERATING BUDGET
 EDUCATION AND GENERAL**

Position Number	Employee Name	Job Title	Index Number	Department Title	Pay Plan	FTE	Budgeted Weeks	Person Years	Current Rate	Salary Dollars	Amount W/Benefits
990080	B.Atkins	Instructor	B34100	Political Science	FAC	1.000	39.00	0.75	40,000	40,000	50,764
991921	E.Schwerin	Chairperson and Professor	B34100	Political Science	FAC	0.250	52.20	0.25	25,512	25,512	32,378
991497	J.Morton	Professor	B34100	Political Science	FAC	1.000	39.00	0.75	69,230	69,230	87,860
990526	K.Wagner	Assistant Professor	B34100	Political Science	FAC	1.000	39.00	0.75	51,131	51,131	64,891
991648	M.Gurses	Assistant Professor	B34100	Political Science	FAC	1.000	39.00	0.75	52,000	52,000	65,994
993196	P.Brannon	Instructor	B34100	Political Science	FAC	1.000	39.00	0.75	40,549	40,549	51,461
991547	R.Rabil	Assistant Professor	B34100	Political Science	FAC	1.000	39.00	0.75	50,750	50,750	64,407
991475	R.Shaykhutdinov	Assistant Professor	B34100	Political Science	FAC	1.000	39.00	0.75	52,000	52,000	65,994
991236	T.Lenz	Professor	B34100	Political Science	FAC	1.000	39.00	0.75	71,994	71,994	91,368
990192	A.Bluestein	Senior Secretary	B34100	Political Science	SP	0.850	52.20	0.85	25,486	25,486	35,322
B34100 Total						13.100		10.07	655,410	655,410	834,763
993198	A.Ruiz	AsstScholar/Sctist/Eng/ResProf	B35000	Languages & Linguistics	FAC	1.000	39.00	0.75	31,071	31,071	39,433
990726	B.Friedman	Lecturer	B35000	Languages & Linguistics	FAC	1.000	39.00	0.75	48,707	48,707	61,815
991734	C.Reese	Lecturer	B35000	Languages & Linguistics	FAC	1.000	39.00	0.75	50,053	50,053	63,523
990370	D.Thornhill	Assistant Professor	B35000	Languages & Linguistics	FAC	1.000	39.00	0.75	38,000	38,000	48,226
980932	E.Pettener	Instructor	B35000	Languages & Linguistics	FAC	0.760	39.00	0.57	27,669	27,669	35,115
981215	E.Trotter	Instructor	B35000	Languages & Linguistics	FAC	1.000	39.00	0.75	31,071	31,071	39,433
990601	G.Blattner	Assistant Professor	B35000	Languages & Linguistics	FAC	1.000	39.00	0.75	50,000	50,000	63,455
991643	I.Serra	Assistant Professor	B35000	Languages & Linguistics	FAC	1.000	39.00	0.75	50,000	50,000	63,455
990972	J.Hokenson	Professor	B35000	Languages & Linguistics	FAC	1.000	39.00	0.75	80,561	80,561	102,240
981126	K.Lindbeck	Assistant Professor	B35000	Languages & Linguistics	FAC	1.000	39.00	0.75	47,500	47,500	60,283
991544	K.Nikoloutsos	Assistant Professor	B35000	Languages & Linguistics	FAC	0.500	39.00	0.37	21,875	21,875	27,762
990612	L.Duno-Gottberg	Associate Professor	B35000	Languages & Linguistics	FAC	1.000	39.00	0.75	53,304	53,304	67,649
993160	M.Baez	Instructor	B35000	Languages & Linguistics	FAC	1.000	39.00	0.75	30,000	30,000	38,073
990980	M.Horswell	Associate Professor	B35000	Languages & Linguistics	FAC	1.000	39.00	0.75	57,608	57,608	73,111
991416	M.Mendoza	Associate Professor	B35000	Languages & Linguistics	FAC	1.000	39.00	0.75	54,948	54,948	69,735
991514	M.Munson	Associate Professor	B35000	Languages & Linguistics	FAC	1.000	39.00	0.75	54,786	54,786	69,529
991594	M.Palomino	Instructor	B35000	Languages & Linguistics	FAC	1.000	39.00	0.75	37,283	37,283	47,316
991837	M.Ruthenberg	Chair and Assoc. Professor	B35000	Languages & Linguistics	FAC	1.000	52.20	1.00	88,992	88,992	112,940
990645	N.Erro Peralta	Professor	B35000	Languages & Linguistics	FAC	1.000	39.00	0.75	83,910	83,910	106,491
980637	N.Poulson	Professor	B35000	Languages & Linguistics	FAC	1.000	39.00	0.75	101,694	101,694	129,060
991949	N.Shaktini	Associate Professor	B35000	Languages & Linguistics	FAC	1.000	39.00	0.75	50,286	50,286	63,818
990081	P.Augustyn	Associate Professor	B35000	Languages & Linguistics	FAC	1.000	39.00	0.75	52,555	52,555	66,698
991862	R.Rendon	Instructor	B35000	Languages & Linguistics	FAC	1.000	39.00	0.75	35,020	35,020	44,444

**FLORIDA ATLANTIC UNIVERSITY
 DETAIL OF SALARIES
 2008-09 OPERATING BUDGET
 EDUCATION AND GENERAL**

Position Number	Employee Name	Job Title	Index Number	Department Title	Pay Plan	FTE	Budgeted Weeks	Person Years	Current Rate	Salary Dollars	Amount W/Benefits
992148	R.Trammell	Professor	B35000	Languages & Linguistics	FAC	1.000	39.00	0.75	68,647	68,647	87,120
990758	Y.Gamboa	Associate Professor	B35000	Languages & Linguistics	FAC	1.000	39.00	0.75	52,928	52,928	67,171
991469	G.Carassa	Senior Secretary	B35000	Languages & Linguistics	SP	1.000	52.20	1.00	34,896	34,896	48,363
991728	I.Schmitt	Secretary	B35000	Languages & Linguistics	SP	0.500	52.20	0.50	13,500	13,500	18,710
			B35000 Total				25.760	19.88	1,346,864	1,346,864	1,714,968
990651	A.Evans	Professor	B35100	Sociology	FAC	1.000	39.00	0.75	98,530	98,530	125,045
990055	F.Araghi	Chair and Assoc. Professor	B35100	Sociology	FAC	0.300	52.20	0.30	30,399	30,399	38,580
990339	G.Carreno	Instructor	B35100	Sociology	FAC	1.000	39.00	0.75	35,287	35,287	44,783
991299	G.Lukasik	Instructor	B35100	Sociology	FAC	1.000	39.00	0.75	32,190	32,190	40,853
990227	M.Branaman	Associate Professor	B35100	Sociology	FAC	1.000	39.00	0.75	59,542	59,542	75,565
990724	M.Frezzo	Assistant Professor	B35100	Sociology	FAC	1.000	39.00	0.75	47,721	47,721	60,563
981022	M.Harvey	Assistant Professor	B35100	Sociology	FAC	1.000	39.00	0.75	52,000	52,000	65,994
991806	M.Rose	Associate Professor	B35100	Sociology	FAC	1.000	39.00	0.75	62,332	62,332	79,106
990547	P.Hough	Assistant Professor	B35100	Sociology	FAC	1.000	39.00	0.75	50,000	50,000	63,455
981846	R.Moore	Assistant Professor	B35100	Sociology	FAC	1.000	39.00	0.75	48,678	48,678	61,778
992309	T.Wilson	Professor	B35100	Sociology	FAC	1.000	39.00	0.75	78,689	78,689	99,865
990722	S.French	Senior Secretary	B35100	Sociology	SP	0.750	52.20	0.75	28,379	28,379	39,331
			B35100 Total				11.050	8.52	623,747	623,747	794,918
980723	*** Unfilled ***	Assistant Professor	B36000	English	FAC	1.000	52.20	1.00	50,000	50,000	63,455
990273	A.Bucak	Assistant Professor	B36000	English	FAC	1.000	39.00	0.75	46,697	46,697	59,264
990741	A.Furman	Professor	B36000	English	FAC	1.000	39.00	0.75	77,383	77,383	98,207
991664	A.Letter	Instructor	B36000	English	FAC	1.000	39.00	0.75	31,071	31,071	39,433
992930	B.Barrios	Assistant Professor	B36000	English	FAC	1.000	39.00	0.75	49,196	49,196	62,435
981851	B.Spears	Instructor	B36000	English	FAC	1.000	39.00	0.75	30,986	30,986	39,325
991393	C.McGuirk	Professor	B36000	English	FAC	1.000	39.00	0.75	81,672	81,672	103,650
991518	D.Murtaugh	Associate Professor	B36000	English	FAC	1.000	39.00	0.75	56,771	56,771	72,049
992935	E.Berlatsky	Assistant Professor	B36000	English	FAC	1.000	39.00	0.75	48,550	48,550	61,615
992153	E.Isaacson	Instructor	B36000	English	FAC	1.000	39.00	0.75	30,000	30,000	38,073
991314	E.Machado	Assistant Professor	B36000	English	FAC	1.000	39.00	0.75	47,809	47,809	60,675
991181	F.Lacrone	Instructor	B36000	English	FAC	1.000	39.00	0.75	32,307	32,307	41,001
990879	G.Gutting	Instructor	B36000	English	FAC	1.000	39.00	0.75	33,446	33,446	42,447
991549	J.Cooke	Instructor	B36000	English	FAC	0.500	39.00	0.37	16,146	16,146	20,491
990750	J.Galin	Associate Professor	B36000	English	FAC	1.000	52.20	1.00	82,811	82,811	105,096
991291	J.Low	Associate Professor	B36000	English	FAC	1.000	39.00	0.75	54,211	54,211	68,800

**FLORIDA ATLANTIC UNIVERSITY
 DETAIL OF SALARIES
 2008-09 OPERATING BUDGET
 EDUCATION AND GENERAL**

Position Number	Employee Name	Job Title	Index Number	Department Title	Pay Plan	FTE	Budgeted Weeks	Person Years	Current Rate	Salary Dollars	Amount W/Benefits
992253	J.Mason	Instructor	B36000	English	FAC	1.000	39.00	0.75	30,000	30,000	38,073
992165	J.Piscitelli	Instructor	B36000	English	FAC	1.000	39.00	0.75	32,233	32,233	40,907
991918	J.Schwartz	Associate Professor	B36000	English	FAC	1.000	39.00	0.75	52,592	52,592	66,745
992062	J.Stover	Associate Professor	B36000	English	FAC	1.000	39.00	0.75	58,876	58,876	74,720
992211	J.Vivian	Instructor	B36000	English	FAC	1.000	39.00	0.75	32,058	32,058	40,685
990884	L.Hahn	Instructor	B36000	English	FAC	1.000	39.00	0.75	34,287	34,287	43,514
991270	L.Liotta	Instructor	B36000	English	FAC	1.000	39.00	0.75	33,098	33,098	42,005
990277	L.Trewick	Instructor	B36000	English	FAC	1.000	39.00	0.75	32,306	32,306	41,000
993119	M.Bardowell	Instructor	B36000	English	FAC	0.500	39.00	0.37	15,000	15,000	19,037
991351	M.Marzelli	Instructor	B36000	English	FAC	1.000	39.00	0.75	32,147	32,147	40,798
981085	M.Ostas	Assistant Professor	B36000	English	FAC	1.000	39.00	0.75	48,000	48,000	60,917
991930	M.Scroggins	Associate Professor	B36000	English	FAC	1.000	39.00	0.75	55,236	55,236	70,101
991208	N.Lassiter	Instructor	B36000	English	FAC	1.000	39.00	0.75	34,286	34,286	43,513
990275	O.Buckton	Associate Professor	B36000	English	FAC	1.000	39.00	0.75	58,988	58,988	74,862
992001	P.Dalleo	Assistant Professor	B36000	English	FAC	0.693	39.00	0.52	31,358	31,358	39,797
990453	Q.Youngberg	Assistant Professor	B36000	English	FAC	1.000	39.00	0.75	48,000	48,000	60,917
990592	R.Dooner	Instructor	B36000	English	FAC	1.000	39.00	0.75	32,312	32,312	41,008
991344	R.Marquart	Instructor	B36000	English	FAC	1.000	39.00	0.75	35,065	35,065	44,501
991679	R.Potter	Instructor	B36000	English	FAC	1.000	39.00	0.75	33,417	33,417	42,410
990184	S.Blakemore	Associate Professor	B36000	English	FAC	1.000	39.00	0.75	56,404	56,404	71,583
992424	S.Dagbovie	Assistant Professor	B36000	English	FAC	0.500	39.00	0.37	24,815	24,815	31,493
990789	S.Gifford	Instructor	B36000	English	FAC	1.000	39.00	0.75	32,307	32,307	41,001
991021	S.Lolis	Instructor	B36000	English	FAC	1.000	39.00	0.75	33,417	33,417	42,410
991460	S.Mitchell	Professor	B36000	English	FAC	1.000	39.00	0.75	68,447	68,447	86,867
991349	T.Martin	Associate Professor	B36000	English	FAC	1.000	39.00	0.75	52,677	52,677	66,853
991884	V.Scala	Instructor	B36000	English	FAC	1.000	39.00	0.75	32,147	32,147	40,798
992333	W.Xu	Associate Professor	B36000	English	FAC	0.700	52.20	0.70	54,168	54,168	68,745
990022	R.Al-Hattab	Program Assistant	B36000	English	SP	0.850	52.20	0.85	33,011	33,011	45,750
			B36000 Total			41.743		32.09	1,885,708	1,885,708	2,397,026
980928	*** Unfilled ***	Instructor	B37000	Philosophy	FAC	1.000	39.00	0.75	0	0	0
980444	A.Dobson	Instructor	B37000	Philosophy	FAC	1.000	39.00	0.75	32,000	32,000	40,612
990839	C.Gould	Professor	B37000	Philosophy	FAC	1.000	39.00	0.75	72,643	72,643	92,192
990928	C.Headley	Associate Professor	B37000	Philosophy	FAC	1.000	39.00	0.75	60,468	60,468	76,740
990126	J.Niemi	Assistant Professor	B37000	Philosophy	FAC	1.000	39.00	0.75	47,000	47,000	59,648

**FLORIDA ATLANTIC UNIVERSITY
 DETAIL OF SALARIES
 2008-09 OPERATING BUDGET
 EDUCATION AND GENERAL**

Position Number	Employee Name	Job Title	Index Number	Department Title	Pay Plan	FTE	Budgeted Weeks	Person Years	Current Rate	Salary Dollars	Amount W/Benefits
990638	L.Embree	Eminent Scholar	B37000	Philosophy	FAC	0.800	39.00	0.60	87,743	87,743	111,355
990100	M.Banchetti	Chair and Assoc. Professor	B37000	Philosophy	FAC	1.000	52.20	1.00	84,587	84,587	107,350
990686	R.Fiore	Associate Professor	B37000	Philosophy	FAC	0.390	52.20	0.39	35,100	35,100	44,546
990805	S.Glynn	Professor	B37000	Philosophy	FAC	1.000	39.00	0.75	69,741	69,741	88,509
990300	J.Nichols	Senior Secretary	B37000	Philosophy	SP	1.000	52.20	1.00	31,900	31,900	44,211
				B37000 Total		9.190		7.47	521,182	521,182	665,163
990159	J.Beoku-Betts	Associate Professor	B38000	Women's Studies	FAC	1.000	39.00	0.75	66,513	66,513	84,412
990327	J.Caputi	Professor	B38000	Women's Studies	FAC	1.000	39.00	0.75	80,376	80,376	102,006
981987	D.Bryan	Senior Secretary	B38000	Women's Studies	SP	0.750	52.20	0.75	23,370	23,370	32,389
				B38000 Total		2.750		2.24	170,259	170,259	218,807
990163	A.Berger	Eminent Scholar	B39100	Judaic Studies	FAC	0.800	39.00	0.60	109,058	109,058	138,406
981962	F.Greenspahn	Eminent Scholar	B39100	Judaic Studies	FAC	0.800	39.00	0.60	79,742	79,742	101,201
991193	B.Lander	Office Assistant	B39100	Judaic Studies	SP	0.600	52.20	0.60	22,901	22,901	31,739
				B39100 Total		2.200		1.80	211,701	211,701	271,346
990661	*** Unfilled ***	Coord, Administrative Svcs	D30001	Davie Arts and Letters	AMP	0.080	52.20	0.08	3,507	0	0
992044	*** Unfilled ***	Coord, Administrative Svcs	D30001	Davie Arts and Letters	AMP	1.000	52.20	1.00	32,257	0	0
990710	A.Francis	Coord, Administrative Svcs	D30001	Davie Arts and Letters	AMP	0.500	52.20	0.50	29,118	29,118	37,854
990418	M.Provost	Director Academic Support Svcs	D30001	Davie Arts and Letters	AMP	-	52.20	-	0	0	0
981465	N.Jacobsen	Coordinator, Info/Pub Services	D30001	Davie Arts and Letters	AMP	0.400	52.20	0.40	14,598	14,598	18,978
991587	S.Owen	Coordinator Academic Programs	D30001	Davie Arts and Letters	AMP	1.000	52.20	1.00	36,483	36,483	47,428
992007	S.Smith	Asst. Dir. Univ. Relations/Pub	D30001	Davie Arts and Letters	AMP	0.200	52.20	0.20	11,542	11,542	15,005
992088	*** Unfilled ***	Associate Dean and Professor	D30001	Davie Arts and Letters	FAC	0.200	52.20	0.20	23,463	0	0
992024	G.Sparks	Director and Professor	D30001	Davie Arts and Letters	FAC	0.150	52.20	0.15	17,295	17,295	21,950
991105	K.Keaton	Associate Dean and Professor	D30001	Davie Arts and Letters	FAC	0.200	52.20	0.20	20,011	20,011	25,396
990054	L.Appleton	Associate Dean and Professor	D30001	Davie Arts and Letters	FAC	0.100	52.20	0.10	12,114	12,114	15,374
990968	L.Hoffman	Executive Secretary	D30001	Davie Arts and Letters	SP	0.100	52.20	0.10	4,846	4,846	6,717
981528	S.Jaramillo	Senior Fiscal Assistant	D30001	Davie Arts and Letters	SP	0.100	52.20	0.10	3,251	3,251	4,506
990997	S.Nordheim	Senior Secretary	D30001	Davie Arts and Letters	SP	1.000	52.20	1.00	24,200	24,200	33,539
991777	V.Roberts	Senior Secretary	D30001	Davie Arts and Letters	SP	1.000	52.20	1.00	32,213	32,213	44,644
				D30001 Total		6.030		6.03	264,898	205,671	271,391
990783	*** Unfilled ***	Assistant Professor	D33000	A & L - Communications - Davie	FAC	1.000	39.00	0.75	47,435	47,435	60,200
990874	A.Guneratne	Associate Professor	D33000	A & L - Communications - Davie	FAC	1.000	39.00	0.75	61,747	61,747	78,364
991529	C.Neile	Instructor	D33000	A & L - Communications - Davie	FAC	0.330	39.00	0.25	12,461	12,461	15,815
981456	K.Petrich	Instructor	D33000	A & L - Communications - Davie	FAC	1.000	52.20	1.00	53,945	53,945	68,462

**FLORIDA ATLANTIC UNIVERSITY
 DETAIL OF SALARIES
 2008-09 OPERATING BUDGET
 EDUCATION AND GENERAL**

Position Number	Employee Name	Job Title	Index Number	Department Title	Pay Plan	FTE	Budgeted Weeks	Person Years	Current Rate	Salary Dollars	Amount W/Benefits
990970	M.Hofmann	Associate Professor	D33000	A & L - Communications - Davie	FAC	1.000	39.00	0.75	65,079	65,079	82,592
981853	R.Von Spalding	Instructor	D33000	A & L - Communications - Davie	FAC	1.000	39.00	0.75	45,000	45,000	57,110
991739	S.Reilly	Chairperson and Professor	D33000	A & L - Communications - Davie	FAC	0.300	52.20	0.30	35,988	35,988	45,673
992102	V.Taylor	Program Assistant	D33000	A & L - Communications - Davie	SP	0.200	52.20	0.20	9,315	9,315	12,910
				D33000 Total		5.830		4.74	330,970	330,970	421,126
990759	B.Ganson	Associate Professor	D34000	A & L - History - Davie	FAC	1.000	39.00	0.75	60,000	60,000	76,146
991805	M.Rose	Professor	D34000	A & L - History - Davie	FAC	1.000	39.00	0.75	81,064	81,064	102,879
991151	P.Kollander	Associate Professor	D34000	A & L - History - Davie	FAC	0.250	52.20	0.25	22,393	22,393	28,419
991268	Z.Linn	Office Administrator	D34000	A & L - History - Davie	SP	0.100	52.20	0.10	3,757	3,757	5,207
				D34000 Total		2.350		1.84	167,214	167,214	212,651
991690	E.Prier	Associate Professor	D34001	A & L - Political Science - Davie	FAC	1.000	39.00	0.75	63,981	63,981	81,199
991921	E.Schwerin	Chairperson and Professor	D34001	A & L - Political Science - Davie	FAC	0.750	52.20	0.75	76,535	76,535	97,131
990550	M.Derosa	Professor	D34001	A & L - Political Science - Davie	FAC	1.000	39.00	0.75	84,073	84,073	106,698
990192	A.Bluestein	Senior Secretary	D34001	A & L - Political Science - Davie	SP	0.150	52.20	0.15	4,498	4,498	6,234
				D34001 Total		2.900		2.39	229,087	229,087	291,262
981673	C.Jansen	Instructor	D35000	A & L - Sociology - Davie	FAC	1.000	39.00	0.75	34,336	34,336	43,576
990055	F.Araghi	Chair and Assoc. Professor	D35000	A & L - Sociology - Davie	FAC	0.700	52.20	0.70	70,932	70,932	90,020
991099	M.Karides	Associate Professor	D35000	A & L - Sociology - Davie	FAC	1.000	39.00	0.75	58,182	58,182	73,839
992357	N.Zhang	Associate Professor	D35000	A & L - Sociology - Davie	FAC	1.000	39.00	0.75	55,380	55,380	70,283
990407	P.Widener	Assistant Professor	D35000	A & L - Sociology - Davie	FAC	1.000	39.00	0.75	50,000	50,000	63,455
990722	S.French	Senior Secretary	D35000	A & L - Sociology - Davie	SP	0.250	52.20	0.25	9,460	9,460	13,111
				D35000 Total		4.950		3.94	278,290	278,290	354,284
992059	E.Stockard	Assoc. Dean and Assoc. Profess	D36000	A & L - English - Davie	FAC	1.000	52.20	1.00	91,090	91,090	115,603
990376	J.Childrey	Professor	D36000	A & L - English - Davie	FAC	1.000	39.00	0.75	89,076	89,076	113,047
991037	J.Jasin	Instructor	D36000	A & L - English - Davie	FAC	1.000	39.00	0.75	46,952	46,952	59,587
991224	J.Leeds	Assistant Professor	D36000	A & L - English - Davie	FAC	1.000	39.00	0.75	52,706	52,706	66,890
992001	P.Dalleo	Assistant Professor	D36000	A & L - English - Davie	FAC	0.307	39.00	0.23	13,892	13,892	17,631
990012	R.Adams	Associate Professor	D36000	A & L - English - Davie	FAC	1.000	39.00	0.75	65,982	65,982	83,738
992424	S.Dagbovie	Assistant Professor	D36000	A & L - English - Davie	FAC	0.500	39.00	0.37	24,815	24,815	31,493
991177	S.Kurjiaka	Associate Professor	D36000	A & L - English - Davie	FAC	1.000	39.00	0.75	54,303	54,303	68,916
991574	W.Bradley	Assistant Professor	D36000	A & L - English - Davie	FAC	1.000	39.00	0.75	45,000	45,000	57,110
992333	W.Xu	Associate Professor	D36000	A & L - English - Davie	FAC	0.300	52.20	0.30	23,215	23,215	29,463
990022	R.Al-Hattab	Program Assistant	D36000	A & L - English - Davie	SP	0.150	52.20	0.15	5,825	5,825	8,073
				D36000 Total		8.257		6.54	512,856	512,856	651,551

**FLORIDA ATLANTIC UNIVERSITY
DETAIL OF SALARIES
2008-09 OPERATING BUDGET
EDUCATION AND GENERAL**

Position Number	Employee Name	Job Title	Index Number	Department Title	Pay Plan	FTE	Budgeted Weeks	Person Years	Current Rate	Salary Dollars	Amount W/Benefits
981850	N.Santaniello	Instructor	J33100	Communications-Jupiter	FAC	1.000	39.00	0.75	51,785	51,785	65,721
992291	S.Willey	Instructor	J33100	Communications-Jupiter	FAC	1.000	39.00	0.75	60,000	60,000	76,146
				J33100 Total		2.000		1.49	111,785	111,785	141,867
981844	D.McGetchin	Assistant Professor	J34000	History Department-Jupiter	FAC	1.000	39.00	0.75	46,478	46,478	58,986
990255	K.Block	Assistant Professor	J34000	History Department-Jupiter	FAC	1.000	39.00	0.75	49,000	49,000	62,186
990263	S.Brown	Associate Professor	J34000	History Department-Jupiter	FAC	1.000	39.00	0.75	56,871	56,871	72,175
				J34000 Total		3.000		2.24	152,349	152,349	193,347
991188	J.Lamare	Professor	J34100	Political Science-Jupiter	FAC	1.000	39.00	0.75	106,849	106,849	135,603
990922	S.Hawkins	Instructor	J34100	Political Science-Jupiter	FAC	1.000	39.00	0.75	44,076	44,076	55,937
				J34100 Total		2.000		1.49	150,925	150,925	191,540
991959	J.Goldman	Assistant Professor	J36000	English & Comparative Literature	FAC	1.000	39.00	0.75	48,000	48,000	60,917
990662	M.Faraci	Professor	J36000	English & Comparative Literature	FAC	1.000	39.00	0.75	73,649	73,649	93,468
981845	T.Hagood	Assistant Professor	J36000	English & Comparative Literature	FAC	1.000	39.00	0.75	47,125	47,125	59,807
				J36000 Total		3.000		2.24	168,774	168,774	214,192
990416	*** Unfilled ***	Coord, Administrative Svcs	T01000	Tower Ctr Electronic Communication	AMP	1.000	52.20	1.00	38,650	0	0
991612	*** Unfilled ***	Specialist Comp. Applications	T01000	Tower Ctr Electronic Communication	AMP	1.000	52.20	1.00	44,175	0	0
991989	*** Unfilled ***	Director and Professor	T01000	Tower Ctr Electronic Communication	FAC	1.000	52.20	1.00	0	0	0
991537	D.Cregan	Assistant Professor	T01000	Tower Ctr Electronic Communication	FAC	1.000	39.00	0.75	48,000	48,000	60,917
991376	F.McAfee	Associate Professor	T01000	Tower Ctr Electronic Communication	FAC	1.000	39.00	0.75	62,154	62,154	78,880
991611	K.Robkin	Assistant Professor	T01000	Tower Ctr Electronic Communication	FAC	1.000	39.00	0.75	48,000	48,000	60,917
992386	*** Unfilled ***	Electronic Technician	T01000	Tower Ctr Electronic Communication	SP	1.000	52.20	1.00	0	0	0
992938	*** Unfilled ***	Executive Secretary	T01000	Tower Ctr Electronic Communication	SP	1.000	52.20	1.00	0	0	0
				T01000 Total		8.000		7.24	240,979	158,154	200,714
980625	S.Orr	Senior Secretary	T30001	Dean's Office - Tower Campus	SP	1.000	52.20	1.00	20,293	20,293	28,125
				T30001 Total		1.000		1.00	20,293	20,293	28,125
990539	*** Unfilled ***	Associate Professor	T31001	Dept of Visual Art History Ftl	FAC	1.000	39.00	0.75	64,693	64,693	82,102
991173	A.Kulawik	Associate Professor	T31001	Dept of Visual Art History Ftl	FAC	1.000	39.00	0.75	57,118	57,118	72,489
991054	L.Johnson	Professor	T31001	Dept of Visual Art History Ftl	FAC	1.000	39.00	0.75	69,189	69,189	87,808
990564	M.Dicosola	Chairperson and Professor	T31001	Dept of Visual Art History Ftl	FAC	0.105	52.20	0.11	11,708	11,708	14,859
980621	M.Stevens	Instructor	T31001	Dept of Visual Art History Ftl	FAC	1.000	39.00	0.75	0	0	0
990483	S.Cunningham	Associate Professor	T31001	Dept of Visual Art History Ftl	FAC	1.000	39.00	0.75	59,944	59,944	76,075
991025	S.Ivory	Senior Secretary	T31001	Dept of Visual Art History Ftl	SP	0.250	52.20	0.25	9,101	9,101	12,614
				T31001 Total		5.355		4.09	271,753	271,753	345,947
992114	J.Bargsten	Assistant Professor	T33100	Communications - Tower Campus	FAC	1.000	39.00	0.75	49,000	49,000	62,186

**FLORIDA ATLANTIC UNIVERSITY
 DETAIL OF SALARIES
 2008-09 OPERATING BUDGET
 EDUCATION AND GENERAL**

Position Number	Employee Name	Job Title	Index Number	Department Title	Pay Plan	FTE	Budgeted Weeks	Person Years	Current Rate	Salary Dollars	Amount W/Benefits
981852	S.Eason	Instructor	T33100	Communications - Tower Campus	FAC	1.000	39.00	0.75	39,011	39,011	49,509
T33100 Total						2.000		1.49	88,011	88,011	111,695
Biomedical											
992572	*** Unfilled ***	Coordinator, Accounting	B18000	Biomedical Science	AMP	0.500	52.20	0.50	10,000	10,000	13,000
990222	D.Bradley	Coor. Research Prog/Svcs.	B18000	Biomedical Science	AMP	1.000	52.20	1.00	64,016	64,016	83,221
981212	D.Salerno	Director, Administrative Svcs.	B18000	Biomedical Science	AMP	1.000	52.20	1.00	75,257	75,257	97,835
992081	E.Swerdloff	Business Manager	B18000	Biomedical Science	AMP	1.000	52.20	1.00	87,241	87,241	113,414
981557	Goldstein	Coor. Computer Applications	B18000	Biomedical Science	AMP	1.000	52.20	1.00	39,482	39,482	51,327
981043	J.DeAquino	Coord, Administrative Svcs	B18000	Biomedical Science	AMP	1.000	52.20	1.00	57,225	57,225	74,393
991079	K.Jurewicz	Academic Program Specialist	B18000	Biomedical Science	AMP	1.000	52.20	1.00	44,454	44,454	57,791
981205	Swerdloff	Coord. of Financial Svcs.	B18000	Biomedical Science	AMP	1.000	52.20	1.00	39,258	39,258	51,036
980996	V.Katz	Development Officer	B18000	Biomedical Science	AMP	0.500	52.20	0.50	40,000	40,000	52,000
990085	*** Unfilled ***	Chairperson and Professor	B18000	Biomedical Science	FAC	-	52.20	-	0	0	0
990243	D.Broadfield	Assistant Professor	B18000	Biomedical Science	FAC	0.342	39.00	0.26	22,204	22,204	28,180
990188	J.Blanks	Director and Professor	B18000	Biomedical Science	FAC	0.900	52.20	0.90	147,541	147,541	187,245
992112	A.Thomas	Program Assistant	B18000	Biomedical Science	SP	1.000	52.20	1.00	29,977	29,977	41,546
980649	J.Gabrielsen	Shipping & Receiving Clerk	B18000	Biomedical Science	SP	1.000	52.20	1.00	20,880	20,880	28,938
981972	L.Valjin	Office Assistant	B18000	Biomedical Science	SP	0.650	52.20	0.65	26,316	26,316	36,472
991824	M.Royer	Laboratory Machinist Spec.	B18000	Biomedical Science	SP	0.500	52.20	0.50	22,940	22,940	31,793
980654	Salerno	Senior Secretary	B18000	Biomedical Science	SP	1.000	52.20	1.00	50,000	50,000	69,295
990583	W.Johns	Program Assistant	B18000	Biomedical Science	SP	1.000	52.20	1.00	45,143	45,143	62,564
B18000 Total						14.392		14.31	821,934	821,934	1,080,050
980442	*** Unfilled ***	Disaster Emerg Resp Prog Mgr	B18001	Medical School Partnership	AMP	1.000	52.20	1.00	65,000	65,000	84,500
980448	*** Unfilled ***	Program Evaluation Coord.	B18001	Medical School Partnership	AMP	1.000	52.20	1.00	45,000	45,000	58,500
980925	A.Milligan	Integrated Pt Care Specialist	B18001	Medical School Partnership	AMP	1.000	52.20	1.00	33,500	33,500	43,550
981162	D.Julen	Admin. Paraprofessional	B18001	Medical School Partnership	AMP	1.000	52.20	1.00	32,670	32,670	42,471
981421	L.Rackleff	Dir. Academic/Admin Progs.	B18001	Medical School Partnership	AMP	0.750	52.20	0.75	84,958	84,958	110,446
981311	A.Azzarolo	Clinical Assoc. Prof-BioMed Sc	B18001	Medical School Partnership	FAC	0.060	52.20	0.06	5,205	5,205	6,606
993278	M.Friedland	Vice President and Professor	B18001	Medical School Partnership	FAC	0.960	52.20	0.96	296,640	296,640	376,466
981936	S.Markowitz	Asst. Dean and Professor	B18001	Medical School Partnership	FAC	0.800	52.20	0.80	168,714	168,714	214,115
981164	Salerno	Program Assistant	B18001	Medical School Partnership	SP	1.000	52.20	1.00	10,000	10,000	13,859
B18001 Total						7.570		7.57	741,687	741,687	950,513
981173	A.Santore	Student Aff & Admissions Spec	B18010	Biomedical Science - Student Affair	AMP	1.000	52.20	1.00	52,000	52,000	67,600
981424	S.Realini	Administrator, Acad Programs	B18010	Biomedical Science - Student Affair	AMP	1.000	52.20	1.00	40,672	40,672	52,874

**FLORIDA ATLANTIC UNIVERSITY
DETAIL OF SALARIES
2008-09 OPERATING BUDGET
EDUCATION AND GENERAL**

Position Number	Employee Name	Job Title	Index Number	Department Title	Pay Plan	FTE	Budgeted Weeks	Person Years	Current Rate	Salary Dollars	Amount W/Benefits
B18010 Total						2.000		2.00	92,672	92,672	120,474
991277	B.Locastro-Garofalo	Events Project Mgr/Admin Spec	B18014	Biomedical Sci - Medical Education	AMP	1.000	52.20	1.00	49,855	49,855	64,812
981931	M.Brown	Medical Curriculum Coord.	B18014	Biomedical Sci - Medical Education	AMP	1.000	52.20	1.00	55,000	55,000	71,500
981534	L.Kraft	Program Assistant	B18014	Biomedical Sci - Medical Education	SP	1.000	52.20	1.00	30,900	30,900	42,825
981039	T.Alexander	Curriculum Technician	B18014	Biomedical Sci - Medical Education	SP	1.000	52.20	1.00	27,000	27,000	37,420
B18014 Total						4.000		4.00	162,755	162,755	216,557
992354	A.Zea	Specialist Comp. Applications	B18016	Biomedical Science - I.T.	AMP	1.000	52.20	1.00	83,672	83,672	108,774
992222	J.Martinez	Coor. Computer Applications	B18016	Biomedical Science - I.T.	AMP	1.000	52.20	1.00	48,013	48,013	62,417
981260	M.Goldstein	Director, Academic Programs	B18016	Biomedical Science - I.T.	AMP	1.000	52.20	1.00	114,660	114,660	149,058
981461	R.Lima	Coor. Computer Applications	B18016	Biomedical Science - I.T.	AMP	1.000	52.20	1.00	48,013	48,013	62,417
B18016 Total						4.000		4.00	294,358	294,358	382,666
992475	S.Albrecht	Coor, Grad & Anatomical Prog.	B18100	Biomedical Science - Basic Science	AMP	0.500	52.20	0.50	21,475	21,475	27,918
980694	Brew	Assistant Professor	B18100	Biomedical Science - Basic Science	FAC	1.000	52.20	1.00	95,000	95,000	120,565
980695	Brew	Assistant Professor	B18100	Biomedical Science - Basic Science	FAC	1.000	52.20	1.00	95,000	95,000	120,565
980697	Brew	Professor	B18100	Biomedical Science - Basic Science	FAC	1.000	52.20	1.00	75,000	75,000	95,183
992574	C.Isgor	Asst. Prof. BioMed Science	B18100	Biomedical Science - Basic Science	FAC	1.000	52.20	1.00	77,257	77,257	98,047
991685	H.Prentice	Assoc. Prof. BioMedical Sci	B18100	Biomedical Science - Basic Science	FAC	1.000	52.20	1.00	91,171	91,171	115,706
981787	J.Wei	Asst. Prof. BioMed Science	B18100	Biomedical Science - Basic Science	FAC	1.000	52.20	1.00	72,277	72,277	91,727
992324	J.Wu	Associate Dean and Professor	B18100	Biomedical Science - Basic Science	FAC	0.700	52.20	0.70	116,183	116,183	147,448
990236	K.Brew	Chairperson and Professor	B18100	Biomedical Science - Basic Science	FAC	1.000	52.20	1.00	182,670	182,670	231,827
990877	K.Guthrie	Asst. Prof. BioMed Science	B18100	Biomedical Science - Basic Science	FAC	1.000	52.20	1.00	87,347	87,347	110,853
990328	M.Caputi	Asst. Prof. BioMed Science	B18100	Biomedical Science - Basic Science	FAC	1.000	52.20	1.00	87,347	87,347	110,853
991096	M.Kantorow	Professor, BioMedical Sci	B18100	Biomedical Science - Basic Science	FAC	0.500	52.20	0.50	55,002	55,002	69,804
981473	M.Lu	Assoc. Prof. BioMedical Sci	B18100	Biomedical Science - Basic Science	FAC	1.000	52.20	1.00	99,260	99,260	125,971
990189	R.Blanks	Professor, BioMedical Sci	B18100	Biomedical Science - Basic Science	FAC	1.000	52.20	1.00	160,000	160,000	203,056
981906	R.Tao	Asst. Prof. BioMed Science	B18100	Biomedical Science - Basic Science	FAC	1.000	52.20	1.00	75,373	75,373	95,656
991018	V.Iragavarapu	Asst. Prof. BioMed Science	B18100	Biomedical Science - Basic Science	FAC	1.000	52.20	1.00	78,714	78,714	99,896
992573	W.Shen	Asst. Prof. BioMed Science	B18100	Biomedical Science - Basic Science	FAC	1.000	52.20	1.00	87,348	87,348	110,854
990992	X.Huang	Assoc. Prof. BioMedical Sci	B18100	Biomedical Science - Basic Science	FAC	0.500	52.20	0.50	50,721	50,721	64,371
991967	Y.Shibata	Assoc. Prof. BioMedical Sci	B18100	Biomedical Science - Basic Science	FAC	0.500	52.20	0.50	48,854	48,854	62,001
991253	Z.Li	Asst. Prof. BioMed Science	B18100	Biomedical Science - Basic Science	FAC	0.500	52.20	0.50	47,315	47,315	60,048
B18100 Total						17.200		17.20	1,703,314	1,703,314	2,162,349
992475	S.Albrecht	Coor, Grad & Anatomical Prog.	B18200	Biomed - Clinical Science & Med Ed	AMP	0.500	52.20	0.50	21,475	21,475	27,918
981311	A.Azzarolo	Clinical Assoc. Prof-BioMed Sc	B18200	Biomed - Clinical Science & Med Ed	FAC	0.940	52.20	0.94	81,552	81,552	103,498

**FLORIDA ATLANTIC UNIVERSITY
DETAIL OF SALARIES
2008-09 OPERATING BUDGET
EDUCATION AND GENERAL**

Position Number	Employee Name	Job Title	Index Number	Department Title	Pay Plan	FTE	Budgeted Weeks	Person Years	Current Rate	Salary Dollars	Amount W/Benefits
981310	C.Burns	Clinical Asst. Prof-BioMed	B18200	Biomed - Clinical Science & Med Ed	FAC	0.833	52.20	0.83	60,634	60,634	76,951
992571	C.Dorey	Clinical Assoc. Prof-BioMed Sc	B18200	Biomed - Clinical Science & Med Ed	FAC	1.000	52.20	1.00	92,353	92,353	117,206
981922	G.Rose	Clinical Assoc. Prof-BioMed Sc	B18200	Biomed - Clinical Science & Med Ed	FAC	1.000	52.20	1.00	165,528	165,528	210,072
981790	J.Cresanta	Clinical Assoc. Prof-BioMed Sc	B18200	Biomed - Clinical Science & Med Ed	FAC	0.500	52.20	0.50	77,500	77,500	98,356
993206	J.Star	Clinical Asst. Prof-BioMed	B18200	Biomed - Clinical Science & Med Ed	FAC	0.100	52.20	0.10	16,089	16,089	20,419
992241	M.Levitt	Vice Dean and Chair	B18200	Biomed - Clinical Science & Med Ed	FAC	1.000	52.20	1.00	200,000	200,000	253,820
981312	N.Shirazi	Asst.Prof	B18200	Biomedical Science	FAC	1.000	52.20	1.00	80,000	80,000	101,528
981786	Paull	Clinical Asst. Prof-BioMed	B18200	Biomed - Clinical Science & Med Ed	FAC	1.000	52.20	1.00	75,000	75,000	95,183
980696	Paull	Associate Professor	B18200	Biomedical Science	FAC	0.400	52.20	0.40	20,000	20,000	25,382
981789	Paull	AsstScholar/Sctist/Eng/ResProf	B18200	Biomedical Science	FAC	1.000	52.20	1.00	75,000	75,000	95,183
981791	Paull/SK	Associate Professor	B18200	Biomedical Science	FAC	1.000	52.20	1.00	83,000	83,000	105,336
990686	R.Fiore	Associate Professor	B18200	Biomed - Clinical Science & Med Ed	FAC	0.610	52.20	0.61	54,900	54,900	69,674
981788	R.Schmidt-Kastner	Clinical Asst. Prof-BioMed	B18200	Biomed - Clinical Science & Med Ed	FAC	1.000	52.20	1.00	62,150	62,150	78,875
992522	W.Paull	Chairperson and Professor	B18200	Biomed - Clinical Science & Med Ed	FAC	1.000	52.20	1.00	179,094	179,094	227,289
981163	R.Slaw	Program Assistant	B18200	Biomed - Clinical Science & Med Ed	SP	1.000	52.20	1.00	40,788	40,788	56,529
			B18200 Total			13.883		13.88	1,385,063	1,385,063	1,763,219
				Business College							
981457	H.Szczesny	Coor. Advancement/Alumni Affs	B40000	Dean, College Of Business	AMP	0.500	52.20	0.50	35,000	35,000	45,500
980634	K. Gramm	Dir, Adams Ctr/Entrepreneurshi	B40000	Dean, College Of Business	AMP	0.400	52.20	0.40	28,000	28,000	36,400
991975	K.Mitchell	Coor. Acad. Support Services	B40000	Dean, College Of Business	AMP	1.000	52.20	1.00	45,000	45,000	58,500
980921	M.Parker-Szabo	Admin. Paraprofessional	B40000	Dean, College Of Business	AMP	1.000	52.20	1.00	31,200	31,200	40,560
981857	P.Pistoia	Coord, Administrative Svcs	B40000	Dean, College Of Business	AMP	0.750	52.20	0.75	70,461	70,461	91,600
981129	R.Alderman	Executive Director, USASBE	B40000	Dean, College Of Business	AMP	1.000	52.20	1.00	95,000	95,000	123,500
992463	R.Nardone	Coor. Acad. Support Services	B40000	Dean, College Of Business	AMP	1.000	52.20	1.00	60,889	60,889	79,156
981928	S.Turgut	Coor. Computer Applications	B40000	Dean, College Of Business	AMP	1.000	52.20	1.00	56,149	56,149	72,994
981445	D.De Aquino	Assistant Dean	B40000	Dean, College Of Business	FAC	1.000	52.20	1.00	121,000	121,000	153,562
990399	J.Coates	Dean and Professor	B40000	Dean, College Of Business	FAC	1.000	52.20	1.00	244,625	244,625	310,454
981433	N.Pollack	Faculty Administrator	B40000	Dean, College Of Business	FAC	1.000	52.20	1.00	133,450	133,450	169,362
990840	P.Goumas	Director and Instructor	B40000	Dean, College Of Business	FAC	1.000	52.20	1.00	88,310	88,310	112,075
990915	P.Hart	Associate Dean and Professor	B40000	Dean, College Of Business	FAC	1.000	52.20	1.00	164,835	164,835	209,193
990934	M.Heller	Program Assistant	B40000	Dean, College Of Business	SP	0.910	52.20	0.91	30,384	30,384	42,110
992447	V.Hale	Executive Secretary	B40000	Dean, College Of Business	SP	1.000	52.20	1.00	42,642	42,642	59,098
			B40000 Total			13.560		13.56	1,246,945	1,246,945	1,604,064
990446	K.Fisher	Coordinator Academic Programs	B40002	Internet Coast	AMP	1.000	52.20	1.00	42,000	42,000	54,600

**FLORIDA ATLANTIC UNIVERSITY
DETAIL OF SALARIES
2008-09 OPERATING BUDGET
EDUCATION AND GENERAL**

Position Number	Employee Name	Job Title	Index Number	Department Title	Pay Plan	FTE	Budgeted Weeks	Person Years	Current Rate	Salary Dollars	Amount W/Benefits
B40002 Total						1.000		1.00	42,000	42,000	54,600
992536	C.Thomas	Coordinator Academic Programs	B40003	Undergraduate Studies	AMP	1.000	52.20	1.00	36,227	36,227	47,096
992440	E.Jaffe	Coordinator Academic Programs	B40003	Undergraduate Studies	AMP	1.000	52.20	1.00	41,500	41,500	53,950
981182	K.Bozarth	Coordinator Academic Programs	B40003	Undergraduate Studies	AMP	1.000	52.20	1.00	40,914	40,914	53,189
991459	O.Weaver	Coordinator Academic Programs	B40003	Undergraduate Studies	AMP	1.000	52.20	1.00	38,500	38,500	50,050
990484	R.Cureses	Coordinator Academic Programs	B40003	Undergraduate Studies	AMP	1.000	52.20	1.00	34,885	34,885	45,351
980646	M.Rhorer	Assistant Dean	B40003	Undergraduate Studies	FAC	1.000	52.20	1.00	87,787	87,787	111,411
991500	A.Pinnock	Program Assistant	B40003	Undergraduate Studies	SP	1.000	52.20	1.00	25,496	25,496	35,335
990743	R.de La Puente	Senior Secretary	B40003	Undergraduate Studies	SP	1.000	52.20	1.00	24,351	24,351	33,749
992496	S.Applegate	Program Assistant	B40003	Undergraduate Studies	SP	1.000	52.20	1.00	28,840	28,840	39,970
B40003 Total						9.000		9.00	358,500	358,500	470,101
981964	D.Ott	Coordinator Academic Programs	B40004	Master Studies	AMP	1.000	52.20	1.00	43,000	43,000	55,900
992096	F.Taylor	Coord., Academic Programs	B40004	Master Studies	AMP	1.000	52.20	1.00	46,777	46,777	60,811
981977	G. Ortega	Coordinator Academic Programs	B40004	Master Studies	AMP	1.000	52.20	1.00	42,000	42,000	54,600
981197	T.Nicholson	Asst Dir Graduate Advising	B40004	Master Studies	AMP	1.000	52.20	1.00	55,911	55,911	72,685
990218	M.Boyd	Instructor	B40004	Master Studies	FAC	0.670	39.00	0.50	32,510	32,510	41,259
991166	M.Krugel	Program Director & Instructor	B40004	Master Studies	FAC	1.000	52.20	1.00	85,608	85,608	108,646
990933	J.Hedges	Senior Secretary	B40004	Master Studies	SP	1.000	52.20	1.00	33,079	33,079	45,845
991046	L.Jetter	Senior Secretary	B40004	Master Studies	SP	1.000	52.20	1.00	33,456	33,456	46,367
B40004 Total						7.670		7.50	372,341	372,341	486,113
992342	N.Young	Director	B40005	Small Business Development Cent	FAC	0.560	52.20	0.56	51,593	51,593	65,477
B40005 Total						0.560		0.56	51,593	51,593	65,477
990475	R.Cruz	Assoc. Dir. Educ/Trg Programs	B40010	SBDC Shadow Account	AMP	1.000	52.20	1.00	60,000	60,000	78,000
990811	T.Takahashi	Assoc. Dir. Educ/Trg Programs	B40010	SBDC Shadow Account	AMP	1.000	52.20	1.00	60,290	60,290	78,377
981464	Y.Khan	Coor. Computer Applications	B40010	SBDC Shadow Account	AMP	0.647	52.20	0.65	35,585	35,585	46,261
B40010 Total						2.647		2.65	155,875	155,875	202,638
990914	C.Hart	Assoc. Dir. Educ/Trg Programs	B40019	PTAC 05-06 Fund 420135	AMP	0.533	52.20	0.53	32,160	32,160	41,808
B40019 Total						0.533		0.53	32,160	32,160	41,808
981753	*** Unfilled ***	Instructor	B41000	Accounting	FAC	1.000	39.00	0.75	80,000	0	0
990643	*** Unfilled ***	Instructor	B41000	Accounting	FAC	1.000	39.00	0.75	80,000	0	0
990725	A.Friedberg	Professor	B41000	Accounting	FAC	1.000	39.00	0.75	97,770	97,770	124,080
990205	C.Borgia	Associate Professor	B41000	Accounting	FAC	1.000	39.00	0.75	98,367	98,367	124,838
992961	J.Cao	Assistant Professor	B41000	Accounting	FAC	1.000	39.00	0.75	120,000	120,000	152,292
990953	J.Higgs	Associate Professor	B41000	Accounting	FAC	1.000	39.00	0.75	101,587	101,587	128,925

**FLORIDA ATLANTIC UNIVERSITY
 DETAIL OF SALARIES
 2008-09 OPERATING BUDGET
 EDUCATION AND GENERAL**

Position Number	Employee Name	Job Title	Index Number	Department Title	Pay Plan	FTE	Budgeted Weeks	Person Years	Current Rate	Salary Dollars	Amount W/Benefits
990610	K.Dunn	Associate Professor	B41000	Accounting	FAC	1.000	39.00	0.75	114,025	114,025	144,710
991404	K.Means	Professor	B41000	Accounting	FAC	1.000	39.00	0.75	98,262	98,262	124,705
991578	K.Orbach	Professor	B41000	Accounting	FAC	1.000	39.00	0.75	164,496	164,496	208,762
992459	M.Kohlbeck	Assistant Professor	B41000	Accounting	FAC	1.000	39.00	0.75	128,750	128,750	163,397
992960	R. Clemons	Assistant Professor	B41000	Accounting	FAC	1.000	39.00	0.75	125,000	125,000	158,638
990458	R.Coyner	Assistant Professor	B41000	Accounting	FAC	1.000	39.00	0.75	75,720	75,720	96,097
990174	S.Bhattacharya	Director and Assoc. Professor	B41000	Accounting	FAC	1.000	52.20	1.00	160,934	160,934	204,242
992171	W.Urquhart	Instructor	B41000	Accounting	FAC	1.000	39.00	0.75	46,350	46,350	58,823
993197	Z.Mailibayeva	Assistant Professor	B41000	Accounting	FAC	1.000	39.00	0.75	126,000	126,000	159,907
990578	S.Dobson	Senior Secretary	B41000	Accounting	SP	1.000	52.20	1.00	37,470	37,470	51,930
993025	T.Dewey	Senior Secretary	B41000	Accounting	SP	1.000	52.20	1.00	25,300	25,300	35,064
			B41000 Total			17.000		13.46	1,680,031	1,520,031	1,936,410
992972	*** Unfilled ***	Instructor	B43000	Mgmt-Int'L.Business	FAC	-	39.00	-	0	0	0
992422	A.Arikan	Assistant Professor	B43000	Mgmt-Int'L.Business	FAC	1.000	39.00	0.75	98,630	98,630	125,172
992413	B. Hudson	Assistant Professor	B43000	Mgmt-Int'L.Business	FAC	1.000	39.00	0.75	110,000	110,000	139,601
990084	B.Axe	Instructor	B43000	Mgmt-Int'L.Business	FAC	1.000	39.00	0.75	35,489	35,489	45,040
991757	B.Richey	Associate Professor	B43000	Mgmt-Int'L.Business	FAC	1.000	39.00	0.75	99,224	99,224	125,926
992297	E.Williams	Assistant Professor	B43000	Mgmt-Int'L.Business	FAC	1.000	39.00	0.75	98,316	98,316	124,773
990763	G.Castrogiovanni	Professor	B43000	Mgmt-Int'L.Business	FAC	1.000	39.00	0.75	125,000	125,000	158,638
992972	H.Schwartz	Instructor	B43000	Mgmt-Int'L.Business	FAC	1.000	39.00	0.75	30,000	30,000	38,073
991275	I.Litvak	Eminent Scholar	B43000	Mgmt-Int'L.Business	FAC	0.850	39.00	0.56	124,975	124,975	158,606
990169	J.Bernardin	Professor	B43000	Mgmt-Int'L.Business	FAC	1.000	39.00	0.75	153,583	153,583	194,913
992544	K. Ellis	Assistant Professor	B43000	Mgmt-Int'L.Business	FAC	1.000	39.00	0.75	110,000	110,000	139,601
992974	K.Preston	Instructor	B43000	Mgmt-Int'L.Business	FAC	1.000	39.00	0.75	45,000	45,000	57,110
991408	M.Mehallis	Program Director	B43000	Mgmt-Int'L.Business	FAC	1.000	52.20	1.00	93,967	93,967	119,254
991636	M.Peterson	Professor	B43000	Mgmt-Int'L.Business	FAC	1.000	39.00	0.75	144,074	144,074	182,845
991917	S.Dahmus	Instructor	B43000	Mgmt-Int'L.Business	FAC	1.000	39.00	0.75	46,350	46,350	58,823
991234	T.Lenartowicz	Associate Professor	B43000	Mgmt-Int'L.Business	FAC	1.000	39.00	0.75	116,410	116,410	147,736
990600	D.Duboff	Senior Secretary	B43000	Mgmt-Int'L.Business	SP	1.000	52.20	1.00	34,458	34,458	47,756
991842	L.Saban	Senior Secretary	B43000	Mgmt-Int'L.Business	SP	1.000	52.20	1.00	30,226	30,226	41,891
			B43000 Total			16.850		13.27	1,495,702	1,495,702	1,905,758
981746	***UNFILLED***	Instructor	B43100	Industry Studies	FAC	1.000	39.00	0.75	80,000	0	0
992994	C.Carter	Associate Professor	B43100	Industry Studies	FAC	1.000	39.00	0.75	93,730	93,730	118,953
992416	C.Mishra	Eminent Scholar	B43100	Industry Studies	FAC	0.800	39.00	0.60	103,159	103,159	130,920

**FLORIDA ATLANTIC UNIVERSITY
 DETAIL OF SALARIES
 2008-09 OPERATING BUDGET
 EDUCATION AND GENERAL**

Position Number	Employee Name	Job Title	Index Number	Department Title	Pay Plan	FTE	Budgeted Weeks	Person Years	Current Rate	Salary Dollars	Amount W/Benefits
991592	D.Palkon	Professor	B43100	Industry Studies	FAC	1.000	39.00	0.75	81,419	81,419	103,329
990517	G.Gaffney	Instructor	B43100	Industry Studies	FAC	1.000	39.00	0.75	46,350	46,350	58,823
992955	J.Taylor	Instructor	B43100	Industry Studies	FAC	1.000	39.00	0.75	53,354	53,354	67,712
992175	J.Valentine	Professor	B43100	Industry Studies	FAC	1.000	39.00	0.75	97,126	97,126	123,263
990497	M.Dallas	Program Director & Instructor	B43100	Industry Studies	FAC	1.000	52.20	1.00	81,971	0	0
990634	M.Ellison	Instructor	B43100	Industry Studies	FAC	1.000	39.00	0.75	54,062	54,062	68,611
981921	O.Felipe	Assistant Professor	B43100	Industry Studies	FAC	1.000	39.00	0.75	69,360	69,360	88,025
991671	P.Bernet	Assistant Professor	B43100	Industry Studies	FAC	1.000	39.00	0.75	76,830	76,830	97,505
990372	P.Cheng	Associate Professor	B43100	Industry Studies	FAC	1.000	39.00	0.75	109,200	109,200	138,586
980946	P.Ricci	Associate Professor	B43100	Industry Studies	FAC	1.000	39.00	0.75	78,000	78,000	98,990
992579	R.Hays	Program Director & Instructor	B43100	Industry Studies	FAC	1.000	52.20	1.00	108,022	108,022	137,091
992479	B.Millet	Senior Secretary	B43100	Industry Studies	SP	1.000	52.20	1.00	30,679	30,679	42,519
			B43100 Total			14.800		11.82	1,163,262	1,001,291	1,274,327
981747	*** Unfilled ***	Instructor	B44000	Inform. Tech. & Operations Mgmt.	FAC	1.000	39.00	0.75	80,000	0	0
993002	C. Conley	Assistant Professor	B44000	Inform. Tech. & Operations Mgmt.	FAC	1.000	39.00	0.75	115,000	115,000	145,947
990990	C.Huang	Assistant Professor	B44000	Inform. Tech. & Operations Mgmt.	FAC	1.000	39.00	0.75	105,694	105,694	134,137
992414	D.Voils	Instructor	B44000	Inform. Tech. & Operations Mgmt.	FAC	1.000	39.00	0.75	48,019	48,019	60,941
993199	G.Warren	Instructor	B44000	Inform. Tech. & Operations Mgmt.	FAC	1.000	39.00	0.75	70,555	70,555	89,542
991415	H.Mendelson	Instructor	B44000	Inform. Tech. & Operations Mgmt.	FAC	1.000	39.00	0.75	47,999	47,999	60,916
990825	J.Goo	Assistant Professor	B44000	Inform. Tech. & Operations Mgmt.	FAC	1.000	39.00	0.75	104,574	104,574	132,715
990500	M.Danaher	Instructor	B44000	Inform. Tech. & Operations Mgmt.	FAC	1.000	39.00	0.75	50,804	50,804	64,476
991990	M.Skolnik	Instructor	B44000	Inform. Tech. & Operations Mgmt.	FAC	1.000	39.00	0.75	48,159	48,159	61,119
992543	P.Iz	Instructor	B44000	Inform. Tech. & Operations Mgmt.	FAC	1.000	39.00	0.75	72,000	72,000	91,376
990989	Q.Hu	Chairperson and Professor	B44000	Inform. Tech. & Operations Mgmt.	FAC	1.000	52.20	1.00	200,888	200,888	254,947
990141	R.Behara	Associate Professor	B44000	Inform. Tech. & Operations Mgmt.	FAC	1.000	39.00	0.75	111,934	111,934	142,056
990086	S.Babbar	Associate Professor	B44000	Inform. Tech. & Operations Mgmt.	FAC	1.000	39.00	0.75	114,556	114,556	145,384
990342	S.Carter	Instructor	B44000	Inform. Tech. & Operations Mgmt.	FAC	1.000	39.00	0.75	46,084	46,084	58,486
992079	S.Sundquist	Senior Secretary	B44000	Inform. Tech. & Operations Mgmt.	SP	1.000	52.20	1.00	35,294	35,294	48,914
			B44000 Total			15.000		11.71	1,251,560	1,171,560	1,490,956
981748	*** Unfilled ***	Instructor	B45000	Finance & Real Estate	FAC	1.000	39.00	0.75	80,000	0	0
980892	A.Agapova	Assistant Professor	B45000	Finance & Real Estate	FAC	1.000	39.00	0.75	125,000	125,000	158,638
990786	A.Giannetti	Associate Professor	B45000	Finance & Real Estate	FAC	1.000	39.00	0.75	113,422	113,422	143,944
992989	A.Viale	Assistant Professor	B45000	Finance & Real Estate	FAC	1.000	39.00	0.75	125,000	125,000	158,638
992234	A.Wander	Instructor	B45000	Finance & Real Estate	FAC	1.000	39.00	0.75	47,740	47,740	60,587

**FLORIDA ATLANTIC UNIVERSITY
 DETAIL OF SALARIES
 2008-09 OPERATING BUDGET
 EDUCATION AND GENERAL**

Position Number	Employee Name	Job Title	Index Number	Department Title	Pay Plan	FTE	Budgeted Weeks	Person Years	Current Rate	Salary Dollars	Amount W/Benefits
992997	C.Kempler	Director and Instructor	B45000	Finance & Real Estate	FAC	1.000	52.20	1.00	125,000	125,000	158,638
990907	C.Yang	Assistant Professor	B45000	Finance & Real Estate	FAC	1.000	39.00	0.75	120,000	120,000	152,292
992353	E.Zarruk	Chair and Assoc. Professor	B45000	Finance & Real Estate	FAC	1.000	52.20	1.00	132,807	132,807	168,546
991403	J.McNulty	Professor	B45000	Finance & Real Estate	FAC	1.000	39.00	0.75	123,805	123,805	157,121
992288	M.Wiley	Assoc. Dean and Assoc. Profess	B45000	Finance & Real Estate	FAC	1.000	39.00	0.75	126,112	126,112	160,049
991388	W.McDaniel	Professor	B45000	Finance & Real Estate	FAC	1.000	39.00	0.75	135,429	135,429	171,873
992083	J.Schlossberg	Senior Secretary	B45000	Finance & Real Estate	SP	1.000	52.20	1.00	25,000	25,000	34,648
		B45000 Total				12.000		9.72	1,279,315	1,199,315	1,524,974
981749	*** Unfilled ***	Instructor	B46000	Marketing	FAC	1.000	39.00	0.75	80,000	0	0
992993	A.Root	Instructor	B46000	Marketing	FAC	1.000	39.00	0.75	33,000	33,000	41,881
991996	A.Smith	Associate Professor	B46000	Marketing	FAC	1.000	39.00	0.75	87,828	87,828	111,463
990423	B.Conte	Instructor	B46000	Marketing	FAC	1.000	39.00	0.75	55,874	55,874	70,910
991877	C.Sashi	Associate Professor	B46000	Marketing	FAC	1.000	39.00	0.75	88,838	88,838	112,745
991956	E.Shaw	Chairperson and Professor	B46000	Marketing	FAC	1.000	52.20	1.00	138,456	138,456	175,715
990403	P.Cohen	Instructor	B46000	Marketing	FAC	1.000	39.00	0.75	38,845	38,845	49,299
990387	R.Ciraldo	Instructor	B46000	Marketing	FAC	1.000	39.00	0.75	37,998	37,998	48,224
990120	K.Basile	Senior Secretary	B46000	Marketing	SP	1.000	52.20	1.00	34,320	34,320	47,565
990462	P.Cresanta	Secretary	B46000	Marketing	SP	0.500	52.20	0.50	17,308	17,308	23,988
		B46000 Total				9.500		7.73	612,467	532,467	681,790
981232	E.Schneider	Coord., Admin Svcs.	B47000	Economics Business	AMP	1.000	52.20	1.00	40,540	40,540	52,702
981750	*** Unfilled ***	Instructor	B47000	Economics Business	FAC	1.000	39.00	0.75	80,000	0	0
991736	C.Register	Chairperson and Professor	B47000	Economics Business	FAC	1.000	39.00	0.75	107,378	107,378	136,274
990375	E.Chiang	Assistant Professor	B47000	Economics Business	FAC	1.000	39.00	0.75	86,272	86,272	109,488
992181	E.Van Tassel	Chair and Assoc. Professor	B47000	Economics Business	FAC	1.000	52.20	1.00	126,818	126,818	160,945
991927	G.Scott	Associate Professor	B47000	Economics Business	FAC	1.000	39.00	0.75	69,667	69,667	88,415
990270	K. Banerjee	Assistant Professor	B47000	Economics Business	FAC	1.000	39.00	0.75	90,000	90,000	114,219
992345	K.Yuhn	Associate Professor	B47000	Economics Business	FAC	1.000	39.00	0.75	73,980	73,980	93,889
991832	M.Escaleras	Assistant Professor	B47000	Economics Business	FAC	1.000	39.00	0.75	82,400	82,400	104,574
991326	N.Manage	Associate Professor	B47000	Economics Business	FAC	1.000	39.00	0.75	69,230	69,230	87,860
990785	S.Ghosh	Assistant Professor	B47000	Economics Business	FAC	1.000	39.00	0.75	76,830	76,830	97,505
992208	S.Vishwasrao	Associate Professor	B47000	Economics Business	FAC	1.000	39.00	0.75	75,439	75,439	95,740
992068	V.Volosovych	Assistant Professor	B47000	Economics Business	FAC	1.000	39.00	0.75	83,000	83,000	105,336
990211	W.Bosshardt	Associate Professor	B47000	Economics Business	FAC	1.000	39.00	0.75	94,610	94,610	120,070
		B47000 Total				14.000		10.97	1,156,164	1,076,164	1,367,017

**FLORIDA ATLANTIC UNIVERSITY
 DETAIL OF SALARIES
 2008-09 OPERATING BUDGET
 EDUCATION AND GENERAL**

Position Number	Employee Name	Job Title	Index Number	Department Title	Pay Plan	FTE	Budgeted Weeks	Person Years	Current Rate	Salary Dollars	Amount W/Benefits
992342	N.Young	Director	B95000	Small Business Development Cent	FAC	0.440	52.20	0.44	40,537	40,537	51,446
			B95000 Total				0.440		40,537	40,537	51,446
991456	E.Rosenbloom	Coordinator Academic Programs	D40000	Davie College Of Business	AMP	1.000	52.20	1.00	36,256	36,256	47,133
990854	H.Green	Assoc. Director Acad. Supp. Sv	D40000	Davie College Of Business	AMP	1.000	52.20	1.00	54,833	54,833	71,283
990047	K.O'Leary	Coordinator Academic Programs	D40000	Davie College Of Business	AMP	1.000	52.20	1.00	37,561	37,561	48,830
990427	D.Cooke	Assoc. Dean and Assoc. Profess	D40000	Davie College Of Business	FAC	1.000	52.20	1.00	156,179	156,179	198,207
992439	D.Perkins	Senior Secretary	D40000	Davie College Of Business	SP	1.000	52.20	1.00	26,381	26,381	36,562
991240	E.Delgado	Secretary	D40000	Davie College Of Business	SP	1.000	52.20	1.00	23,000	23,000	31,876
991118	P.Kennedy	Executive Secretary	D40000	Davie College Of Business	SP	1.000	52.20	1.00	30,733	30,733	42,593
			D40000 Total				7.000		364,943	364,943	476,484
992952	T.Kang	Assistant Professor	D41000	Davie Accounting	FAC	1.000	39.00	0.75	130,000	130,000	164,983
			D41000 Total				1.000		130,000	130,000	164,983
992045	H.Merchant	Associate Professor	D43000	Davie Mgmt Mkt Internatl Bus	FAC	1.000	39.00	0.75	118,000	118,000	149,754
991161	K. Wurthmann	Assistant Professor	D43000	Davie Mgmt Mkt Internatl Bus	FAC	1.000	39.00	0.75	110,000	110,000	139,601
991687	L. Willis	Instructor	D43000	Davie Mgmt Mkt Internatl Bus	FAC	1.000	39.00	0.75	40,000	40,000	50,764
			D43000 Total				3.000		268,000	268,000	340,119
991977	B.Sigler	Instructor	D43100	Davie Ind Studies Health Admin	FAC	1.000	39.00	0.75	46,350	46,350	58,823
990831	E. Goodrick	Associate Professor	D43100	Davie Ind Studies Health Admin	FAC	1.000	39.00	0.75	86,967	86,967	110,371
			D43100 Total				2.000		133,317	133,317	169,194
991083	M.Kaighobadi	Associate Professor	D44000	Davie Inorm. Tech & Operations Mgmt	FAC	1.000	39.00	0.75	88,965	88,965	112,906
			D44000 Total				1.000		88,965	88,965	112,906
981752	*** Unfilled ***	Instructor	D45000	Davie Finance And Real Estate	FAC	1.000	39.00	0.75	80,000	0	0
991624	A.Pennathur	Associate Professor	D45000	Davie Finance And Real Estate	FAC	1.000	39.00	0.75	126,443	126,443	160,469
990800	K.Gleason	Associate Professor	D45000	Davie Finance And Real Estate	FAC	1.000	39.00	0.75	136,856	136,856	173,684
992075	T. Wu	Assistant Professor	D45000	Davie Finance And Real Estate	FAC	1.000	39.00	0.75	141,000	141,000	178,944
			D45000 Total				4.000		484,299	404,299	513,097
991328	T.Mangleburg	Associate Professor	D46000	Davie Marketing	FAC	1.000	39.00	0.75	88,218	88,218	111,958
			D46000 Total				1.000		88,218	88,218	111,958
991747	R.Rhodd	Associate Professor	D47000	Davie Economics	FAC	1.000	39.00	0.75	75,816	75,816	96,219
			D47000 Total				1.000		75,816	75,816	96,219
990218	M.Boyd	Instructor	J40200	Graduate Business Communication	FAC	0.330	39.00	0.25	16,013	16,013	20,323
			J40200 Total				0.330		16,013	16,013	20,323
981751	P.Siegel	Instructor	J41000	Accounting Jupiter	FAC	1.000	39.00	0.75	60,000	60,000	76,146
			J41000 Total				1.000		60,000	60,000	76,146

**FLORIDA ATLANTIC UNIVERSITY
 DETAIL OF SALARIES
 2008-09 OPERATING BUDGET
 EDUCATION AND GENERAL**

Position Number	Employee Name	Job Title	Index Number	Department Title	Pay Plan	FTE	Budgeted Weeks	Person Years	Current Rate	Salary Dollars	Amount W/Benefits
990378	K. Chinander	Assistant Professor	J44000	Inform. Tech. & Operations Mgmt.	FAC	1.000	39.00	0.75	72,000	72,000	91,376
991356	N. Massad	Assistant Professor	J44000	Inform. Tech. & Operations Mgmt.	FAC	1.000	39.00	0.75	72,000	72,000	91,376
			J44000 Total			2.000		1.49	144,000	144,000	182,752
990109	S.Barnhart	Associate Professor	J45001	Finance, Insurance & Real Estate	FAC	1.000	39.00	0.75	115,210	115,210	146,214
			J45001 Total			1.000		0.75	115,210	115,210	146,214
991027	G.Iyer	Professor	J46000	Department Of Marketing	FAC	1.000	39.00	0.75	114,808	114,808	145,703
992373	S.Basuroy	Assistant Professor	J46000	Department Of Marketing	FAC	1.000	39.00	0.75	99,337	99,337	126,069
			J46000 Total			2.000		1.49	214,145	214,145	271,772
980888	C. Nash	Assistant Professor	K41000	Accounting Treasure Coast	FAC	1.000	39.00	0.75	125,000	125,000	158,638
980956	J.Bushong	Assoc. Dean and Assoc. Profess	K41000	Accounting Treasure Coast	FAC	1.000	52.20	1.00	147,000	147,000	186,558
980974	R.Radtke	Assistant Professor	K41000	Accounting Treasure Coast	FAC	1.000	39.00	0.75	125,500	125,500	159,273
			K41000 Total			3.000		2.49	397,500	397,500	504,469
992521	D.Herst	Instructor	K43000	Mgmt-International Business-Tre	FAC	1.000	39.00	0.75	69,360	69,360	88,025
991158	E.Kossack	Associate Professor	K43000	Mgmt-International Business-Tre	FAC	1.000	39.00	0.75	71,216	71,216	90,381
990355	J.Cervený	Instructor	K43000	Mgmt-International Business-Tre	FAC	1.000	39.00	0.75	72,791	72,791	92,380
990873	P.Guglielmino	Associate Professor	K43000	Mgmt-International Business-Tre	FAC	1.000	39.00	0.75	81,266	81,266	103,135
			K43000 Total			4.000		2.99	294,633	294,633	373,921
990356	R.Cervený	Professor	K44000	COB Decision & Info-Treas Cst	FAC	1.000	39.00	0.75	113,086	113,086	143,518
			K44000 Total			1.000		0.75	113,086	113,086	143,518
992577	G.Williams	Assistant Professor	K45000	Finance & Real Estate-Treasure C.	FAC	1.000	39.00	0.75	120,000	120,000	152,292
			K45000 Total			1.000		0.75	120,000	120,000	152,292
981080	D.Kind	Instructor	K45001	COB Finance TCC Expansion	FAC	1.000	39.00	0.75	45,000	45,000	57,110
			K45001 Total			1.000		0.75	45,000	45,000	57,110
990850	J.Gray	Associate Professor	K46000	Marketing-Treasure Coast	FAC	1.000	39.00	0.75	90,200	90,200	114,473
			K46000 Total			1.000		0.75	90,200	90,200	114,473
981054	R.Wu	Assistant Professor	K47001	COB Economics TCC Expansion	FAC	1.000	39.00	0.75	55,000	55,000	69,801
			K47001 Total			1.000		0.75	55,000	55,000	69,801
981074	M.Molenda	Instructor	K48001	COB Business Law TCC Expansion	FAC	1.000	39.00	0.75	45,000	45,000	57,110
			K48001 Total			1.000		0.75	45,000	45,000	57,110
992352	Toropainen	Coord, Administrative Svcs	T40000	Tower College Of Busines	AMP	1.000	52.20	1.00	43,000	43,000	55,900
991868	G.Santoro	Coord, Admin Svcs	T40000	Tower College Of Busines	AMP	1.000	52.20	1.00	35,088	35,088	45,615
990157	J.Benson	Coord, Administrative Svcs	T40000	Tower College Of Busines	AMP	1.000	52.20	1.00	54,000	54,000	70,200
991553	A.Sypniewska	Instructor	T40000	Tower College Of Busines	FAC	1.000	39.00	0.75	38,866	38,866	49,325
991535	L.Nesbitt	Instructor	T40000	Tower College Of Busines	FAC	1.000	39.00	0.75	49,720	49,720	63,100

**FLORIDA ATLANTIC UNIVERSITY
 DETAIL OF SALARIES
 2008-09 OPERATING BUDGET
 EDUCATION AND GENERAL**

Position Number	Employee Name	Job Title	Index Number	Department Title	Pay Plan	FTE	Budgeted Weeks	Person Years	Current Rate	Salary Dollars	Amount W/Benefits
T40000 Total						5.000		4.49	220,674	220,674	284,140
993004	G.Smatrakalev	Instructor	T41000	Tower Accounting	FAC	1.000	39.00	0.75	42,000	42,000	53,303
992341	G.Young	Associate Professor	T41000	Tower Accounting	FAC	1.000	39.00	0.75	97,204	97,204	123,362
990978	K.Hooks	Professor	T41000	Tower Accounting	FAC	1.000	39.00	0.75	114,142	114,142	144,858
981210	M.Bertolini	Assistant Professor	T41000	Tower Accounting	FAC	0.200	39.00	0.15	20,000	20,000	25,382
991741	S.Young	Instructor	T41000	Tower Accounting	FAC	1.000	39.00	0.75	47,300	47,300	60,029
991988	T.Skantz	Associate Professor	T41000	Tower Accounting	FAC	1.000	39.00	0.75	97,416	97,416	123,631
990979	W.Hopwood	Professor	T41000	Tower Accounting	FAC	0.500	39.00	0.37	79,450	79,450	100,830
T41000 Total						5.700		4.26	497,512	497,512	631,395
990812	P.Golden	Chairperson and Professor	T43000	Tower Mgmt Mkt Internatl	FAC	1.000	52.20	1.00	142,903	142,903	181,359
990347	S.Castro	Associate Professor	T43000	Tower Mgmt Mkt Internatl	FAC	1.000	39.00	0.75	113,306	113,306	143,797
T43000 Total						2.000		1.75	256,209	256,209	325,156
991763	C.Riegel	Chairperson and Professor	T43100	Tower Ind Studies Health	FAC	1.000	52.20	1.00	134,744	0	0
991769	J.Riordan	Program Director & Instructor	T43100	Tower Ind Studies Health	FAC	1.000	52.20	1.00	88,323	88,323	112,091
T43100 Total						2.000		2.00	223,067	88,323	112,091
990377	P.Chin	Instructor	T44000	Tower Inf. Tech. & Operations Mgmt.	FAC	1.000	39.00	0.75	70,883	70,883	89,958
990755	S.Galup	Associate Professor	T44000	Tower Inf. Tech. & Operations Mgmt.	FAC	1.000	39.00	0.75	95,886	95,886	121,689
990571	T.Dinev	Assistant Professor	T44000	Tower Inf. Tech. & Operations Mgmt.	FAC	1.000	39.00	0.75	112,984	112,984	143,388
T44000 Total						3.000		2.24	279,753	279,753	355,035
991315	J.Madura	Professor	T45000	Tower Finance And Real E	FAC	1.000	39.00	0.75	167,736	167,736	212,874
T45000 Total						1.000		0.75	167,736	167,736	212,874
991507	M.Mullen	Associate Professor	T46000	Tower Marketing	FAC	1.000	39.00	0.75	93,409	93,409	118,546
990588	P.Doney	Associate Professor	T46000	Tower Marketing	FAC	1.000	39.00	0.75	82,342	82,342	104,501
991149	P.Koku	Associate Professor	T46000	Tower Marketing	FAC	1.000	39.00	0.75	83,789	83,789	106,337
991155	P.Korgaonkar	Professor	T46000	Tower Marketing	FAC	1.000	39.00	0.75	119,410	119,410	151,544
T46000 Total						4.000		2.99	378,950	378,950	480,928
Commercial											
993028	*** Unfilled ***	Administrative Assistant	C18000	Commercial Security	SP	1.000	52.20	1.00	25,031	0	0
C18000 Total						1.000		1.00	25,031	0	0
990498	*** Unfilled ***	Campus Costodial Services Supt	C71500	Commercial Maintenance	SP	1.000	52.20	1.00	28,435	0	0
C71500 Total						1.000		1.00	28,435	0	0
993461	*** Unfilled ***	Custodial Worker	C72500	Commercial Custodial	SP	1.000	52.20	1.00	15,813	0	0
993463	*** Unfilled ***	Custodial Worker	C72500	Commercial Custodial	SP	1.000	52.20	1.00	19,415	0	0
C72500 Total						2.000		2.00	35,228	0	0

**FLORIDA ATLANTIC UNIVERSITY
 DETAIL OF SALARIES
 2008-09 OPERATING BUDGET
 EDUCATION AND GENERAL**

Position Number	Employee Name	Job Title	Index Number	Department Title	Pay Plan	FTE	Budgeted Weeks	Person Years	Current Rate	Salary Dollars	Amount W/Benefits
993393	*** Unfilled ***	Maintenance Supervisor	C75500	Commercial Utilities	SP	0.770	52.20	0.77	18,238	0	0
			C75500 Total				0.770	0.77	18,238	0	0
			CAUPA College								
992594	A.Kaplan	Instructor	B81506	CS 815037 Social Work Boca	FAC	0.150	52.20	0.15	10,017	10,017	12,713
990319	C.Campoverde	Associate Professor	B81506	CS 815037 Social Work Boca	FAC	0.150	39.00	0.11	8,868	0	0
990891	E.Hamlin	Professor	B81506	CS 815037 Social Work Boca	FAC	0.150	39.00	0.11	11,977	11,977	15,201
991839	E.Ryan	Associate Professor	B81506	CS 815037 Social Work Boca	FAC	0.150	39.00	0.11	9,978	9,978	12,664
990921	M.Hawkins	Director and Professor	B81506	CS 815037 Social Work Boca	FAC	0.150	52.20	0.15	19,234	19,234	24,410
991092	M.Kane	Associate Professor	B81506	CS 815037 Social Work Boca	FAC	0.150	39.00	0.11	9,221	9,221	11,703
990923	W.Hawkins	Professor	B81506	CS 815037 Social Work Boca	FAC	0.150	39.00	0.11	12,043	12,043	15,284
			B81506 Total				1.050	0.86	81,338	72,470	91,975
991517	*** Unfilled ***	Coordinator Academic Programs	D10000	Davie College Arch Urban Public	AMP	-	52.20	-	0	0	0
990649	S.Espirito Santo	Coordinator Academic Programs	D10000	Davie College Arch Urban Public	AMP	1.000	52.20	1.00	30,313	30,313	39,407
992525	S.Jean-Louis	Program Assistant	D10000	Davie College Arch Urban Public	SP	1.000	52.20	1.00	25,500	25,500	35,341
			D10000 Total				2.000	2.00	55,813	55,813	74,748
992307	*** Unfilled ***	Assistant Professor	D10001	Davie Collg Arch Urb Publ Aff Other	FAC	-	39.00	-	0	0	0
993210	*** Unfilled ***	Professor	D10001	Davie Collg Arch Urb Publ Aff Other	FAC	3.500	52.20	3.50	68,492	0	0
			D10001 Total				3.500	3.50	68,492	0	0
991413	*** Unfilled ***	Professor	D11000	Davie Public Admin	FAC	1.000	39.00	0.75	86,475	0	0
991387	C.McCue	Associate Professor	D11000	Davie Public Admin	FAC	1.000	39.00	0.75	76,940	76,940	97,645
990443	F.Cory	Asst. Dean and Asst. Prof.	D11000	Davie Public Admin	FAC	1.000	52.20	1.00	87,442	87,442	110,973
			D11000 Total				3.000	2.49	250,857	164,382	208,618
990460	K.Wilmot	Assistant Professor	D14000	Davie Criminal Justice	FAC	1.000	39.00	0.75	54,000	54,000	68,532
			D14000 Total				1.000	0.75	54,000	54,000	68,532
991474	E.Ambris	Instructor	D15001	Davie Social Work	FAC	0.850	52.20	0.85	48,025	48,025	60,949
992498	G.Chewning	Assistant Professor	D15001	Davie Social Work	FAC	0.850	39.00	0.64	43,909	43,909	55,725
990739	N.Diaz	Associate Professor	D15001	Davie Social Work	FAC	0.850	39.00	0.64	51,012	51,012	64,740
991180	R.Jacobs	Assistant Professor	D15001	Davie Social Work	FAC	0.850	39.00	0.64	49,300	49,300	62,567
			D15001 Total				3.400	2.76	192,246	192,246	243,981
991474	E.Ambris	Instructor	D81506	CS 815037 Social Work Davie	FAC	0.150	52.20	0.15	8,475	8,475	10,756
992498	G.Chewning	Assistant Professor	D81506	CS 815037 Social Work Davie	FAC	0.150	39.00	0.11	7,749	7,749	9,835
990739	N.Diaz	Associate Professor	D81506	CS 815037 Social Work Davie	FAC	0.150	39.00	0.11	9,002	9,002	11,425
991180	R.Jacobs	Assistant Professor	D81506	CS 815037 Social Work Davie	FAC	0.150	39.00	0.11	8,700	8,700	11,042
			D81506 Total				0.600	0.49	33,926	33,926	43,058

**FLORIDA ATLANTIC UNIVERSITY
 DETAIL OF SALARIES
 2008-09 OPERATING BUDGET
 EDUCATION AND GENERAL**

Position Number	Employee Name	Job Title	Index Number	Department Title	Pay Plan	FTE	Budgeted Weeks	Person Years	Current Rate	Salary Dollars	Amount W/Benefits
991087	D.Kalinich	Associate Dean and Professor	J10000	Col Architecture, Urban & Public	FAC	0.100	52.20	0.10	12,901	12,901	16,373
J10000 Total						0.100		0.10	12,901	12,901	16,373
991937	A.Sementelli	Assistant Professor	J11001	Public Administration - Jupiter	FAC	1.000	39.00	0.75	60,090	60,090	76,261
990430	D.Cooper	Associate Professor	J11001	Public Administration - Jupiter	FAC	1.000	39.00	0.75	81,578	81,578	103,531
992502	I.Vanyolos	Assistant Professor	J11001	Public Administration - Jupiter	FAC	1.000	39.00	0.75	56,500	56,500	71,705
J11001 Total						3.000		2.24	198,168	198,168	251,497
993137	S.Hinduja	Assistant Professor	J14002	Criminal Justice-Jupiter	FAC	1.000	39.00	0.75	60,000	60,000	76,146
J14002 Total						1.000		0.75	60,000	60,000	76,146
991823	B.Amey	Instructor	J15002	Social Work-Jupiter	FAC	0.850	52.20	0.85	48,025	48,025	60,949
990853	D.Green	Associate Professor	J15002	Social Work-Jupiter	FAC	0.850	39.00	0.64	52,303	52,303	66,378
993017	P.Dybicz	Assistant Professor	J15002	Social Work-Jupiter	FAC	0.850	39.00	0.64	49,300	49,300	62,567
J15002 Total						2.550		2.12	149,628	149,628	189,894
991823	B.Amey	Instructor	J81506	CS 815037 Social Work Jupt	FAC	0.150	52.20	0.15	8,475	8,475	10,756
990853	D.Green	Associate Professor	J81506	CS 815037 Social Work Jupt	FAC	0.150	39.00	0.11	9,230	9,230	11,714
993017	P.Dybicz	Assistant Professor	J81506	CS 815037 Social Work Jupt	FAC	0.150	39.00	0.11	8,700	8,700	11,042
J81506 Total						0.450		0.37	26,405	26,405	33,512
990577	A.Dobrin	Associate Professor	K14001	Criminal Justice-Treasure Coast	FAC	1.000	39.00	0.75	62,627	62,627	79,480
990194	R.Boba	Assistant Professor	K14001	Criminal Justice-Treasure Coast	FAC	1.000	39.00	0.75	55,297	55,297	70,178
K14001 Total						2.000		1.49	117,924	117,924	149,658
990733	A.Frizzell	Instructor	K81500	Social Work-Treasure Coast	FAC	0.850	39.00	0.64	47,585	47,585	60,391
991667	K.Platt	Instructor	K81500	Social Work-Treasure Coast	FAC	0.850	39.00	0.64	45,908	45,908	58,262
K81500 Total						1.700		1.27	93,493	93,493	118,653
990733	A.Frizzell	Instructor	K81506	CS 815037 Social Work TCC	FAC	0.150	39.00	0.11	8,397	8,397	10,657
991667	K.Platt	Instructor	K81506	CS 815037 Social Work TCC	FAC	0.150	39.00	0.11	8,101	8,101	10,281
K81506 Total						0.300		0.22	16,498	16,498	20,938
990867	A.Grooms	Coor. Research Information	T02003	Tower Joint Center	AMP	0.500	52.20	0.50	18,958	18,958	24,646
981498	C.Bennett	Coord, Administrative Svcs	T02003	Tower Joint Center	AMP	0.750	52.20	0.75	0	0	0
981427	*** Unfilled ***	Associate in	T02003	Tower Joint Center	FAC	-	52.20	-	0	0	0
981867	*** Unfilled ***	Associate in	T02003	Tower Joint Center	FAC	-	52.20	-	0	0	0
990271	*** Unfilled ***	Associate in Research	T02003	Tower Joint Center	FAC	-	52.20	-	0	0	0
990746	*** Unfilled ***	Associate in Research	T02003	Tower Joint Center	FAC	-	52.20	-	0	0	0
991515	J.Murley	Director	T02003	Tower Joint Center	FAC	0.370	52.20	0.37	47,109	47,109	59,787
990032	L.Alpert	Associate in Research	T02003	Tower Joint Center	FAC	0.270	52.20	0.27	23,019	23,019	29,214
990291	M.Burton	Associate in Research	T02003	Tower Joint Center	FAC	0.510	52.20	0.51	35,509	0	0

**FLORIDA ATLANTIC UNIVERSITY
DETAIL OF SALARIES
2008-09 OPERATING BUDGET
EDUCATION AND GENERAL**

Position Number	Employee Name	Job Title	Index Number	Department Title	Pay Plan	FTE	Budgeted Weeks	Person Years	Current Rate	Salary Dollars	Amount W/Benefits
991364	M. Matthews	Research Associate	T02003	Tower Joint Center	FAC	0.450	52.20	0.45	27,204	27,204	34,525
992340	M. York	Research Associate	T02003	Tower Joint Center	FAC	0.140	52.20	0.14	12,960	12,960	16,448
990272	J. Crippen	Executive Secretary	T02003	Tower Joint Center	SP	0.800	52.20	0.80	28,000	28,000	38,806
990704	L. Foster	Office Assistant	T02003	Tower Joint Center	SP	1.000	52.20	1.00	37,615	37,615	52,131
992368	R. Carter	Secretary	T02003	Tower Joint Center	SP	-	52.20	-	0	0	0
				T02003 Total		4.790		4.79	230,374	194,865	255,557
991515	J. Murley	Director	T02005	Cost Share for 020502 Joint Center	FAC	0.070	52.20	0.07	8,912	8,912	11,311
990032	L. Alpert	Associate in Research	T02005	Cost Share for 020502 Joint Center	FAC	0.070	52.20	0.07	5,968	5,968	7,574
				T02005 Total		0.140		0.14	14,880	14,880	18,885
991670	T. Hedrick	Asst. Director Acad. Programs	T10000	Tower Coll Arch Urb Publ	AMP	1.000	52.20	1.00	41,354	41,354	53,761
992436	B. Zinn	Program Assistant	T10000	Tower Coll Arch Urb Publ	SP	1.000	52.20	1.00	25,500	25,500	35,341
				T10000 Total		2.000		2.00	66,854	66,854	89,102
990395	*** Unfilled ***	Director Academic Support Svcs	T10004	Tower Coll Arch Urb Publ	AMP	-	.00	-	0	0	0
991517	*** Unfilled ***	Coordinator Academic Programs	T10004	Tower Coll Arch Urb Publ	AMP	1.000	52.20	1.00	38,000	38,000	49,400
991517	*** Unfilled ***	Coordinator Academic Programs	T10004	Tower Coll Arch Urb Publ	AMP	-	52.20	-	0	0	0
980690	*** Unfilled ***	Coor. Acad. Support Services	T10004	Tower Coll Arch Urb Publ	AMP	-	.00	-	0	0	0
980931	*** Unfilled ***	Development Officer CAUPA	T10004	Tower Coll Arch Urb Publ	AMP	-	.00	-	0	0	0
981498	C. Bennett	Coord, Administrative Svcs	T10004	Tower Coll Arch Urb Publ	AMP	0.250	52.20	0.25	16,070	16,070	20,891
980641	D. Morris	Development Officer CAUPA	T10004	Tower Coll Arch Urb Publ	AMP	0.500	52.20	0.50	37,500	37,500	48,750
992473	V. Reid	Coordinator Academic Programs	T10004	Tower Coll Arch Urb Publ	AMP	1.000	52.20	1.00	28,021	28,021	36,428
980725	*** Unfilled ***	Assistant Professor	T10004	Tower Coll Arch Urb Publ	FAC	-	.00	-	0	0	0
980638	G. Clinton	Assistant Dean	T10004	Tower Coll Arch Urb Publ	FAC	1.000	52.20	1.00	89,809	89,809	113,977
990341	R. Carter	Dean and Professor	T10004	Tower Coll Arch Urb Publ	FAC	1.000	52.20	1.00	159,852	159,852	202,869
992392	E. Dufour	Program Assistant	T10004	Tower Coll Arch Urb Publ	SP	1.000	52.20	1.00	27,544	27,544	38,174
991085	M. Williams	Executive Secretary	T10004	Tower Coll Arch Urb Publ	SP	1.000	52.20	1.00	47,315	47,315	65,574
				T10004 Total		6.750		6.75	444,111	444,111	576,063
992125	F. Naranjo	Research Associate	T10006	Tower East Coast Redevel	FAC	1.000	52.20	1.00	60,000	0	0
981476	*** Unfilled ***	Program Assistant	T10006	Tower East Coast Redevel	SP	1.000	52.20	1.00	23,952	0	0
991020	D. Isaacs	Executive Secretary	T10006	Tower East Coast Redevel	SP	1.000	52.20	1.00	33,695	0	0
				T10006 Total		3.000		3.00	117,647	0	0
991890	*** Unfilled ***	Research Associate	T10007	Tower CAUPA Reserve	FAC	-	.00	-	0	0	0
993209	*** Unfilled ***	Professor	T10007	Tower CAUPA Reserve	FAC	-	39.00	-	51,057	51,057	64,797
				T10007 Total		-		-	51,057	51,057	64,797
991871	A. Sapat	Associate Professor	T11000	School Of Public Administration	FAC	1.000	39.00	0.75	67,144	67,144	85,213

**FLORIDA ATLANTIC UNIVERSITY
 DETAIL OF SALARIES
 2008-09 OPERATING BUDGET
 EDUCATION AND GENERAL**

Position Number	Employee Name	Job Title	Index Number	Department Title	Pay Plan	FTE	Budgeted Weeks	Person Years	Current Rate	Salary Dollars	Amount W/Benefits
992107	K.Thai	Professor	T11000	School Of Public Administration	FAC	1.000	39.00	0.75	104,500	104,500	132,621
991613	P.Patterson	Associate Professor	T11000	School Of Public Administration	FAC	1.000	39.00	0.75	65,721	65,721	83,407
991557	R.Nyhan	Director and Assoc. Professor	T11000	School Of Public Administration	FAC	1.000	52.20	1.00	104,485	82,576	104,798
			T11000 Total			4.000		3.24	341,850	319,941	406,039
990663	A.Farazmand	Professor	T11003	Tower Public Admin	FAC	1.000	39.00	0.75	77,329	77,329	98,139
991438	H.Miller	Director and Professor	T11003	Tower Public Admin	FAC	1.000	52.20	1.00	131,469	131,469	166,848
991229	L.Leip	Associate Professor	T11003	Tower Public Admin	FAC	1.000	39.00	0.75	68,385	68,385	86,788
990360	T.Champagne	Executive Secretary	T11003	Tower Public Admin	SP	1.000	52.20	1.00	40,361	40,361	55,937
			T11003 Total			4.000		3.49	317,544	317,544	407,712
991152	*** Unfilled ***	Professor	T12009	Tower Regional & Urban P	FAC	1.000	39.00	0.75	61,000	61,000	77,416
980609	*** Unfilled ***	Assistant Professor	T12009	Tower Regional & Urban P	FAC	1.000	39.00	0.75	61,000	0	0
980610	*** Unfilled ***	Assistant Professor	T12009	Tower Regional & Urban P	FAC	1.000	39.00	0.75	61,000	0	0
980726	*** Unfilled ***	Associate Professor	T12009	Tower Regional & Urban P	FAC	1.000	.00	-	0	0	0
981394	A.Esnard	Associate Professor	T12009	Tower Regional & Urban P	FAC	1.000	39.00	0.75	89,151	89,151	113,142
991696	D.Prosperi	Professor	T12009	Tower Regional & Urban P	FAC	1.000	39.00	0.75	102,666	102,666	130,294
981125	J.Carras	Assistant Professor	T12009	Tower Regional & Urban P	FAC	-	.00	-	0	0	0
981675	J.Levine	Assistant Professor	T12009	Tower Regional & Urban P	FAC	1.000	39.00	0.75	56,020	56,020	71,095
992217	J.Vos	Chair and Assoc. Professor	T12009	Tower Regional & Urban P	FAC	1.000	52.20	1.00	100,703	100,703	127,803
980940	K.Polakit	Assistant Professor	T12009	Tower Regional & Urban P	FAC	1.000	39.00	0.75	59,000	59,000	74,877
990797	P.Maghelal	Assistant Professor	T12009	Tower Regional & Urban P	FAC	1.000	39.00	0.75	59,000	59,000	74,877
992016	W.Soldwedel	Assistant in Research	T12009	Tower Regional & Urban P	FAC	1.000	52.20	1.00	46,350	46,350	58,823
992404	M.Quintero	Senior Secretary	T12009	Tower Regional & Urban P	SP	1.000	52.20	1.00	30,535	30,535	42,319
			T12009 Total			12.000		8.98	726,425	604,425	770,646
980690	*** Unfilled ***	Coor. Acad. Support Services	T13000	Tower Architecture	AMP	-	.00	-	0	0	0
981158	G.Maringer	Computer Technician	T13000	Tower Architecture	AMP	1.000	52.20	1.00	52,200	52,200	67,860
993293	L.Jenkins	Coor. Acad. Support Services	T13000	Tower Architecture	AMP	1.000	52.20	1.00	29,610	29,610	38,493
991318	*** Unfilled ***	Professor	T13000	Tower Architecture	FAC	1.000	39.00	0.75	62,000	62,000	78,685
980611	*** Unfilled ***	Assistant Professor	T13000	Tower Architecture	FAC	1.000	39.00	0.75	62,000	0	0
980725	*** Unfilled ***	Assistant Professor	T13000	Tower Architecture	FAC	-	.00	-	0	0	0
980727	*** Unfilled ***	Professor	T13000	Tower Architecture	FAC	-	.00	-	0	0	0
990002	A.Abbate	Associate Professor	T13000	Tower Architecture	FAC	1.000	39.00	0.75	64,972	64,972	82,456
992103	A.Temkin	Director and Assoc. Professor	T13000	Tower Architecture	FAC	1.000	52.20	1.00	105,324	105,324	133,667
990902	D.Hardy	Professor	T13000	Tower Architecture	FAC	1.000	39.00	0.75	90,835	90,835	115,279
981678	F.Lyn	Assistant Professor	T13000	Tower Architecture	FAC	1.000	39.00	0.75	59,265	59,265	75,214

**FLORIDA ATLANTIC UNIVERSITY
 DETAIL OF SALARIES
 2008-09 OPERATING BUDGET
 EDUCATION AND GENERAL**

Position Number	Employee Name	Job Title	Index Number	Department Title	Pay Plan	FTE	Budgeted Weeks	Person Years	Current Rate	Salary Dollars	Amount W/Benefits
980941	J.Caldieron	Assistant Professor	T13000	Tower Architecture	FAC	1.000	39.00	0.75	62,000	62,000	78,685
981676	J.Sandell	Assistant Professor	T13000	Tower Architecture	FAC	1.000	39.00	0.75	59,244	59,244	75,187
981677	M.Thitisawat	Assistant Professor	T13000	Tower Architecture	FAC	1.000	39.00	0.75	53,768	53,768	68,237
991562	P.d'Anjou	Assistant Professor	T13000	Tower Architecture	FAC	1.000	39.00	0.75	59,244	59,244	75,187
991056	R.Johnson	Professor	T13000	Tower Architecture	FAC	1.000	39.00	0.75	86,237	86,237	109,444
980942	V.Kulic	Instructor	T13000	Tower Architecture	FAC	1.000	39.00	0.75	56,000	56,000	71,070
990553	M.Devine	Executive Secretary	T13000	Tower Architecture	SP	1.000	52.20	1.00	37,006	37,006	51,287
		T13000 Total				15.000		12.22	939,705	877,705	1,120,751
990629	*** Unfilled ***	Assistant Professor	T14000	Criminal Justice	FAC	1.000	39.00	0.75	60,000	60,000	76,146
991035	*** Unfilled ***	Assistant Professor	T14000	Criminal Justice	FAC	1.000	39.00	0.75	62,000	62,000	78,685
990066	B.Arneklev	Associate Professor	T14000	Criminal Justice	FAC	1.000	39.00	0.75	75,689	75,689	96,057
991357	C.Massey	Associate Professor	T14000	Criminal Justice	FAC	1.000	39.00	0.75	72,455	72,455	91,953
990865	D.Griswold	Professor	T14000	Criminal Justice	FAC	1.000	39.00	0.75	67,490	67,490	85,652
991087	D.Kalinich	Associate Dean and Professor	T14000	Criminal Justice	FAC	0.900	52.20	0.90	116,105	116,105	147,349
991130	D.Lilley	Assistant Professor	T14000	Criminal Justice	FAC	1.000	39.00	0.75	55,000	55,000	69,801
991327	R.Mangan	Instructor	T14000	Criminal Justice	FAC	1.000	39.00	0.75	55,592	55,592	70,552
990548	A.DePass	Senior Secretary	T14000	Criminal Justice	SP	1.000	52.20	1.00	31,207	31,207	43,250
		T14000 Total				8.900		7.13	595,538	595,538	759,445
990128	G.Bazemore	Chairperson and Professor	T14002	Tower Criminal Justice	FAC	1.000	52.20	1.00	160,477	160,477	203,662
992058	J.Stinchcomb	Professor	T14002	Tower Criminal Justice	FAC	1.000	39.00	0.75	103,765	103,765	131,689
991894	M.Schiff	Associate Professor	T14002	Tower Criminal Justice	FAC	1.000	39.00	0.75	68,008	68,008	86,309
		T14002 Total				3.000		2.49	332,250	332,250	421,660
980635	*** Unfilled ***	Assistant Professor	T15000	Social Work	FAC	1.000	39.00	0.75	58,000	0	0
980636	*** Unfilled ***	Assistant Professor	T15000	Social Work	FAC	1.000	39.00	0.75	61,000	0	0
992594	A.Kaplan	Instructor	T15000	Social Work	FAC	0.850	52.20	0.85	56,761	56,761	72,036
990319	C.Campoverde	Associate Professor	T15000	Social Work	FAC	0.850	39.00	0.64	50,251	0	0
990891	E.Hamlin	Professor	T15000	Social Work	FAC	0.850	39.00	0.64	67,867	67,867	86,131
991839	E.Ryan	Associate Professor	T15000	Social Work	FAC	0.850	39.00	0.64	56,540	56,540	71,755
990921	M.Hawkins	Director and Professor	T15000	Social Work	FAC	0.850	52.20	0.85	108,994	108,994	138,325
991092	M.Kane	Associate Professor	T15000	Social Work	FAC	0.850	39.00	0.64	52,251	52,251	66,312
990923	W.Hawkins	Professor	T15000	Social Work	FAC	0.850	39.00	0.64	68,245	68,245	86,610
992444	*** Unfilled ***	Program Assistant	T15000	Social Work	SP	1.000	52.20	1.00	28,000	28,000	38,806
990125	*** Unfilled ***	Senior Secretary	T15000	Social Work	SP	-	.00	-	0	0	0
992757	T.Marshall	Program Assistant	T15000	Social Work	SP	0.780	52.20	0.78	24,022	24,022	33,293

**FLORIDA ATLANTIC UNIVERSITY
DETAIL OF SALARIES
2008-09 OPERATING BUDGET
EDUCATION AND GENERAL**

Position Number	Employee Name	Job Title	Index Number	Department Title	Pay Plan	FTE	Budgeted Weeks	Person Years	Current Rate	Salary Dollars	Amount W/Benefits
T15000 Total						9.730		8.15	631,931	462,680	593,268
990116	A.Barsky	Professor	T15004	Tower Social Work	FAC	0.850	39.00	0.64	71,196	71,196	90,355
T15004 Total						0.850		0.64	71,196	71,196	90,355
990116	A.Barsky	Professor	T81506	CS 815037 Social Work FTL	FAC	0.150	39.00	0.11	12,564	12,564	15,945
T81506 Total						0.150		0.11	12,564	12,564	15,945
Davie											
992582	*** Unfilled ***	Senior Secretary	D00300	Davie Admin General	SP	-	52.20	-	0	0	0
D00300 Total						-		-	0	0	0
981108	*** Unfilled ***	Coord, Alum Relations, Broward	D00500	Davie Development	AMP	-	52.20	-	0	0	0
992388	L.Richards	Dev't Officer, Broward Campus	D00500	Davie Development	AMP	0.300	52.20	0.30	22,500	22,500	29,250
D00500 Total						0.300		0.30	22,500	22,500	29,250
991961	*** Unfilled ***	Coord, Commun. & Mktng	D00600	Office of Community Relations Davie	AMP	0.600	52.20	0.60	24,000	24,000	31,200
990212	C.Stewart	Asst. V.P. Advancement/Alumni	D00600	Office of Community Relations Davie	AMP	0.600	52.20	0.60	45,000	45,000	58,500
990808	S.O'Neill	Director Univ Advance/Broward	D00600	Office of Community Relations Davie	AMP	0.600	52.20	0.60	34,843	34,843	45,296
992004	N.Hinds	Executive Secretary	D00600	Office of Community Relations Davie	SP	0.600	52.20	0.60	16,200	16,200	22,452
D00600 Total						2.400		2.40	120,043	120,043	157,448
990476	V.Cucchiella	Assoc. Director Facil. Plan.	D01400	Davie - Facilities Planning	AMP	0.370	52.20	0.37	27,805	27,805	36,147
D01400 Total						0.370		0.37	27,805	27,805	36,147
990889	K.Hallett	Dir., Admin. Programs	D03000	Davie Campus VP	AMP	1.000	52.20	1.00	59,372	59,372	77,184
992513	*** Unfilled ***	Associate Professor	D03000	Davie Campus VP	FAC	1.000	52.20	1.00	70,000	70,000	88,837
993232	*** Unfilled ***	Assistant Professor	D03000	Davie Campus VP	FAC	1.000	52.20	1.00	75,000	0	0
992047	J.Stephens	Vice President	D03000	Davie Campus VP	FAC	1.000	52.20	1.00	134,875	134,875	171,170
991566	K.O'Rourke	Director	D03000	Davie Campus VP	FAC	1.000	52.20	1.00	93,654	93,654	118,857
990170	J.Hutchings	Executive Secretary	D03000	Davie Campus VP	SP	1.000	52.20	1.00	26,676	26,676	36,971
D03000 Total						6.000		6.00	459,577	384,577	493,019
991808	*** Unfilled ***	Director Research Prog/Svcs	D03100	Davie Florida Israel Institute	AMP	1.000	52.20	1.00	47,904	0	0
D03100 Total						1.000		1.00	47,904	0	0
992508	*** Unfilled ***	Coor. Acad. Support Services	D03900	Davie Reserve	AMP	1.300	52.20	1.30	150,524	20,000	26,000
993068	*** Unfilled ***	Director, Advance/Alumni Affs	D03900	Davie Reserve	AMP	1.000	52.20	1.00	25,610	0	0
993084	*** Unfilled ***	Coord, Admissions/Registration	D03900	Davie Reserve	AMP	1.000	52.20	1.00	21,730	0	0
993087	*** Unfilled ***	Coor. Acad. Support Services	D03900	Davie Reserve	AMP	1.000	52.20	1.00	45,000	0	0
993088	*** Unfilled ***	Coor. Acad. Support Services	D03900	Davie Reserve	AMP	1.000	52.20	1.00	45,000	0	0
993138	*** Unfilled ***	Coordinator Academic Programs	D03900	Davie Reserve	AMP	1.000	52.20	1.00	34,631	0	0
993155	*** Unfilled ***	Coord, Administrative Svcs	D03900	Davie Reserve	AMP	1.000	52.20	1.00	24,536	0	0

**FLORIDA ATLANTIC UNIVERSITY
 DETAIL OF SALARIES
 2008-09 OPERATING BUDGET
 EDUCATION AND GENERAL**

Position Number	Employee Name	Job Title	Index Number	Department Title	Pay Plan	FTE	Budgeted Weeks	Person Years	Current Rate	Salary Dollars	Amount W/Benefits
993292	*** Unfilled ***	Coor. Acad. Support Services	D03900	Davie Reserve	AMP	3.310	52.20	3.31	257,871	0	0
993296	*** Unfilled ***	Coor. Acad. Support Services	D03900	Davie Reserve	AMP	1.000	52.20	1.00	45,000	0	0
993157	*** Unfilled ***	Laboratory Manager	D03900	Davie Reserve	SP	0.100	52.20	0.10	0	0	0
993311	*** Unfilled ***	Senior Secretary	D03900	Davie Reserve	SP	0.010	52.20	0.01	0	0	0
992548	*** Unfilled ***	Professor	D03900	Davie Reserve	SUMR	9.460	52.20	9.46	30,720	15,000	19,037
		D03900 Total				21.180		21.18	680,622	35,000	45,037
991998	J.Marcus	Senior Clerk	D10300	Davie Asst VP Admin Services	SP	0.850	52.20	0.85	18,553	18,553	25,713
990827	P.Smith	Senior Clerk	D10300	Davie Asst VP Admin Services	SP	0.680	52.20	0.68	13,277	13,277	18,401
		D10300 Total				1.530		1.53	31,830	31,830	44,114
992055	D.Stewart	Coordinator, Accounting	D10500	Davie Budget Office	AMP	0.700	52.20	0.70	33,839	33,839	43,991
991051	I.John	Asst. V.P. Admin. Affairs	D10500	Davie Budget Office	AMP	0.700	52.20	0.70	68,954	68,954	89,641
991488	J.Morgan	Coordinator, Accounting	D10500	Davie Budget Office	AMP	1.000	52.20	1.00	35,991	35,991	46,789
		D10500 Total				2.400		2.40	138,784	138,784	180,421
991822	H.Louisy	Personnel Mgr, Broward Campus	D11500	Davie Personnel Services	AMP	0.550	52.20	0.55	22,660	22,660	29,458
		D11500 Total				0.550		0.55	22,660	22,660	29,458
992494	*** Unfilled ***	Fiscal Assistant	D12000	Davie Cashier Office	SP	0.530	52.20	0.53	12,000	12,000	16,631
990504	D.Daniel	Senior Fiscal Assistant	D12000	Davie Cashier Office	SP	1.000	52.20	1.00	26,337	27,837	38,580
		D12000 Total				1.530		1.53	38,337	39,837	55,211
990457	I.Coyle	Coordinator Purchasing	D12500	Davie Purchasing	AMP	0.700	52.20	0.70	27,997	27,997	36,397
		D12500 Total				0.700		0.70	27,997	27,997	36,397
990052	C.Anthony	Senior Motor Vehicle Operator	D13400	Davie Property Mgr/Courier	SP	0.700	52.20	0.70	20,478	20,478	28,381
991426	E.Meyer	Property Manager	D13400	Davie Property Mgr/Courier	SP	0.700	52.20	0.70	19,775	19,775	27,407
		D13400 Total				1.400		1.40	40,253	40,253	55,788
990253	*** Unfilled ***	Senior Clerk	D15000	Davie Mailroom	SP	-	52.20	-	0	0	0
990775	G.Geevarghese	Program Assistant	D15000	Davie Mailroom	SP	1.000	52.20	1.00	25,342	26,842	37,201
992022	S.Phillips	Senior Clerk	D15000	Davie Mailroom	SP	1.000	52.20	1.00	21,116	21,116	29,265
		D15000 Total				2.000		2.00	46,458	47,958	66,466
993382	*** Unfilled ***	Law Enforcement Corporal	D18000	Davie Security	SP	1.000	52.20	1.00	35,930	0	0
981681	M.Cardona	Law Enforcement Sergeant	D18000	Davie Security	SP	1.000	52.20	1.00	49,440	49,440	68,519
		D18000 Total				2.000		2.00	85,370	49,440	68,519
992292	*** Unfilled ***	Assoc Dir, Multicult Affairs	D22000	Davie Student Services	AMP	1.000	52.20	1.00	47,007	47,007	61,110
992420	*** Unfilled ***	Coordinator Academic Programs	D22000	Davie Student Services	AMP	1.000	52.20	1.00	25,448	0	0
993056	*** Unfilled ***	Coor. Acad. Support Services	D22000	Davie Student Services	AMP	0.610	52.20	0.61	22,261	0	0
993159	*** Unfilled ***	Coord, Administrative Svcs	D22000	Davie Student Services	AMP	0.440	52.20	0.44	17,446	0	0

**FLORIDA ATLANTIC UNIVERSITY
 DETAIL OF SALARIES
 2008-09 OPERATING BUDGET
 EDUCATION AND GENERAL**

Position Number	Employee Name	Job Title	Index Number	Department Title	Pay Plan	FTE	Budgeted Weeks	Person Years	Current Rate	Salary Dollars	Amount W/Benefits
991412	D.Bynes	Stu Act/Stu Union	D22000	Davie Student Services	AMP	1.000	52.20	1.00	49,000	49,000	63,700
981047	F.Frage	Coor. Student Affairs	D22000	Davie Student Services	AMP	1.000	52.20	1.00	31,500	31,500	40,950
991423	M.Merzer	Assoc. Dean Student Affairs	D22000	Davie Student Services	AMP	0.890	52.20	0.89	58,806	58,806	76,448
991916	S.Schwartz Parker	Assoc Dir, Stu with Disabiliti	D22000	Davie Student Services	AMP	1.000	52.20	1.00	48,574	48,574	63,147
993310	*** Unfilled ***	Senior Secretary	D22000	Davie Student Services	SP	1.000	52.20	1.00	19,000	0	0
990943	A.Hernandez	Senior Secretary	D22000	Davie Student Services	SP	1.000	52.20	1.00	32,019	32,019	44,376
990225	N.Brady	Program Assistant	D22000	Davie Student Services	SP	1.000	52.20	1.00	30,725	30,725	42,582
990019	S.Ahumada	Program Assistant	D22000	Davie Student Services	SP	1.000	52.20	1.00	26,598	26,598	36,863
				D22000 Total		10.940		10.94	408,384	324,229	429,176
980460	*** Unfilled ***	Coor. Student Affairs	D22100	Davie Student Activities	AMP	-	52.20	-	0	0	0
981058	*** Unfilled ***	Senior Secretary	D22100	Davie Student Activities	SP	1.000	52.20	1.00	30,111	0	0
				D22100 Total		1.000		1.00	30,111	0	0
991070	V.Joseph	Senior Secretary	D22300	Davie Multicultural Affairs	SP	1.000	52.20	1.00	27,094	27,094	37,550
				D22300 Total		1.000		1.00	27,094	27,094	37,550
992467	D.Phillips	Coor. Student Financial Aid	D24000	Davie Financial Aid	AMP	1.000	52.20	1.00	35,237	35,237	45,809
990266	W.Brown	Assoc. Director Financial Aid	D24000	Davie Financial Aid	AMP	0.890	52.20	0.89	45,522	45,522	59,179
990445	G.Costa	Senior Financial Aid Officer	D24000	Davie Financial Aid	SP	1.000	52.20	1.00	29,948	29,948	41,505
991649	R.Thomas	Senior Financial Aid Officer	D24000	Davie Financial Aid	SP	1.000	52.20	1.00	27,317	27,317	37,859
				D24000 Total		3.890		3.89	138,024	138,024	184,352
992054	D.Lee	Assoc. Director Career Dev.	D25002	Career Development - Davie	AMP	0.890	52.20	0.89	43,610	43,610	56,693
991678	R.Neilsen	Coor. Career Development	D25002	Career Development - Davie	AMP	1.000	52.20	1.00	35,000	35,000	45,500
992301	*** Unfilled ***	Program Assistant	D25002	Career Development - Davie	SP	1.000	52.20	1.00	28,804	28,804	39,920
				D25002 Total		2.890		2.89	107,414	107,414	142,113
981736	S.Rizzo	Coor. Testing & Evaluation	D26000	Davie Testing And Evaluation	AMP	1.000	52.20	1.00	30,900	30,900	40,170
				D26000 Total		1.000		1.00	30,900	30,900	40,170
993123	*** Unfilled ***	Coord, Admissions/Registration	D30000	Davie Registrar	AMP	1.000	52.20	1.00	23,540	0	0
991399	M.McLeod	Associate Registrar	D30000	Davie Registrar	AMP	0.890	52.20	0.89	55,237	55,237	71,809
992466	*** Unfilled ***	Admission/Registrar Officer	D30000	Davie Registrar	SP	1.000	52.20	1.00	22,735	0	0
993085	*** Unfilled ***	Secretary	D30000	Davie Registrar	SP	0.500	52.20	0.50	10,000	0	0
993136	*** Unfilled ***	Senior Admission/Reg. Officer	D30000	Davie Registrar	SP	0.710	52.20	0.71	17,888	0	0
992355	S.Lalla	Sr Registration Officer	D30000	Davie Registrar	SP	1.000	52.20	1.00	29,543	29,543	40,944
				D30000 Total		5.100		5.10	158,943	84,780	112,753
990051	J.Lopez-Acevedo	Assoc Dir, Broward Admissions	D50000	Davie Admissions	AMP	0.890	52.20	0.89	46,280	46,280	60,164
991941	M.Brooks	Coord, Admissions	D50000	Davie Admissions	AMP	1.000	52.20	1.00	34,170	34,170	44,421

**FLORIDA ATLANTIC UNIVERSITY
 DETAIL OF SALARIES
 2008-09 OPERATING BUDGET
 EDUCATION AND GENERAL**

Position Number	Employee Name	Job Title	Index Number	Department Title	Pay Plan	FTE	Budgeted Weeks	Person Years	Current Rate	Salary Dollars	Amount W/Benefits
991953	S.Clegg-Jolly	Coord, Admissions/Registration	D50000	Davie Admissions	AMP	1.000	52.20	1.00	43,275	43,275	56,258
990391	K.Quaka	Program Assistant	D50000	Davie Admissions	SP	1.000	52.20	1.00	23,000	23,000	31,876
D50000 Total						3.890		3.89	146,725	146,725	192,719
993090	*** Unfilled ***	Coor. Acad. Support Services	D50004	Davie Library	AMP	1.000	52.20	1.00	35,000	0	0
993091	*** Unfilled ***	Coor. Acad. Support Services	D50004	Davie Library	AMP	1.000	52.20	1.00	18,663	0	0
992942	*** Unfilled ***	Assistant Librarian	D50004	Davie Library	FAC	1.000	52.20	1.00	26,920	0	0
993054	*** Unfilled ***	Faculty Administrator	D50004	Davie Library	FAC	1.000	52.20	1.00	26,400	0	0
993089	*** Unfilled ***	Professor	D50004	Davie Library	FAC	1.000	52.20	1.00	65,000	0	0
993122	*** Unfilled ***	University Librarian	D50004	Davie Library	FAC	1.000	52.20	1.00	41,000	0	0
992151	L.Plocharczyk	Assistant Librarian	D50004	Davie Library	FAC	0.550	52.20	0.55	24,200	24,200	30,713
992943	*** Unfilled ***	Senior Library Tech. Asst.	D50004	Davie Library	SP	1.000	52.20	1.00	32,105	0	0
980680	*** Unfilled ***	Senior Secretary	D50004	Davie Library	SP	0.500	52.20	0.50	14,252	0	0
992944	*** Unfilled ***	Senior Library Tech. Asst.	D50004	Davie Library	SP	1.000	52.20	1.00	19,829	0	0
992945	*** Unfilled ***	Clerk	D50004	Davie Library	SP	0.500	52.20	0.50	8,096	0	0
993055	*** Unfilled ***	Senior Library Tech. Asst.	D50004	Davie Library	SP	0.600	52.20	0.60	12,856	0	0
993191	*** Unfilled ***	Senior Secretary	D50004	Davie Library	SP	0.680	52.20	0.68	50,465	0	0
D50004 Total						10.830		10.83	374,786	24,200	30,713
991860	L.Balroop	Coord, Administrative Svcs	D70000	Davie PO&M	AMP	1.000	52.20	1.00	40,867	40,867	53,128
D70000 Total						1.000		1.00	40,867	40,867	53,128
993006	*** Unfilled ***	Maintenance Supervisor	D71500	Davie Maintenance	SP	1.000	52.20	1.00	0	0	0
993008	*** Unfilled ***	Maintenance Supervisor	D71500	Davie Maintenance	SP	1.000	52.20	1.00	0	0	0
993098	*** Unfilled ***	Maintenance Mechanic	D71500	Davie Maintenance	SP	0.250	52.20	0.25	5,368	0	0
993131	*** Unfilled ***	Senior Custodial Supervisor	D71500	Davie Maintenance	SP	1.000	52.20	1.00	18,642	0	0
993132	*** Unfilled ***	Maintenance Supervisor	D71500	Davie Maintenance	SP	1.000	52.20	1.00	0	0	0
993133	*** Unfilled ***	Senior Secretary	D71500	Davie Maintenance	SP	1.000	52.20	1.00	19,829	0	0
993134	*** Unfilled ***	Clerical Aid	D71500	Davie Maintenance	SP	0.890	52.20	0.89	13,435	0	0
990468	J.Osorio	Asst Custodial Services Supt	D71500	Davie Maintenance	SP	1.000	52.20	1.00	24,922	24,922	34,540
980481	T.Welfelt	Asst Custodial Services Supt	D71500	Davie Maintenance	SP	1.000	52.20	1.00	26,280	26,280	36,422
991691	W.Prigge	Building Manager	D71500	Davie Maintenance	SP	1.000	52.20	1.00	35,087	35,087	48,628
D71500 Total						9.140		9.14	143,563	86,289	119,590
993012	*** Unfilled ***	Custodial Worker	D72500	Davie Custodial	SP	1.000	52.20	1.00	14,288	0	0
993013	*** Unfilled ***	Custodial Worker	D72500	Davie Custodial	SP	0.500	52.20	0.50	13,186	0	0
D72500 Total						1.500		1.50	27,474	0	0
993003	*** Unfilled ***	Maintenance Mechanic	D75500	Davie Utilities	SP	1.000	52.20	1.00	5,684	0	0

**FLORIDA ATLANTIC UNIVERSITY
 DETAIL OF SALARIES
 2008-09 OPERATING BUDGET
 EDUCATION AND GENERAL**

Position Number	Employee Name	Job Title	Index Number	Department Title	Pay Plan	FTE	Budgeted Weeks	Person Years	Current Rate	Salary Dollars	Amount W/Benefits	
			D75500 Total				1.000		1.00	5,684	0	0
991374	H.Mc Ford	Building Manager	E71500	Sea Tech Maintenance	SP	1.000	52.20	1.00	37,988	37,988	52,648	
			E71500 Total				1.000		1.00	37,988	37,988	52,648
992999	*** Unfilled ***	Custodial Worker	E72500	Sea Tech Custodial	SP	1.000	52.20	1.00	15,053	0	0	
993000	*** Unfilled ***	Senior Custodial Worker	E72500	Sea Tech Custodial	SP	0.500	52.20	0.50	1,478	0	0	
			E72500 Total				1.500		1.50	16,531	0	0
993027	*** Unfilled ***	Maintenance Supervisor	E75500	Sea Tech Utilities	SP	1.000	52.20	1.00	23,523	0	0	
			E75500 Total				1.000		1.00	23,523	0	0
			Education College									
991523	*** Unfilled ***	Coordinator, Accounting	B50000	Dean College Of Education	AMP	-	52.20	-	0	0	0	
991642	D.Rutherford	Dir., Advance/Alumni Affs	B50000	Dean College Of Education	AMP	0.530	52.20	0.53	41,410	41,410	53,833	
981044	K.Carter	Assistant Coordinator	B50000	Dean College Of Education	AMP	0.063	52.20	0.06	2,625	2,625	3,413	
991662	R.Laliberte	Coord, Administrative Svcs	B50000	Dean College Of Education	AMP	1.000	52.20	1.00	66,416	66,416	86,341	
981728	R.Robeson	Director Bus/Fin Aux. Services	B50000	Dean College Of Education	AMP	1.000	52.20	1.00	87,183	87,183	113,338	
992434	*** Unfilled ***	Professor	B50000	Dean College Of Education	FAC	10.370	52.20	10.37	800,567	0	0	
990030	G.Aloia	Dean and Professor	B50000	Dean College Of Education	FAC	0.980	52.20	0.98	154,466	154,466	196,033	
993145	P.Heydet-Kirsch	Instructor	B50000	Dean College Of Education	FAC	0.250	52.20	0.25	16,523	16,523	20,970	
990242	V.Bristor	Associate Dean and Professor	B50000	Dean College Of Education	FAC	1.000	52.20	1.00	118,266	118,266	150,092	
990664	E.Farquharson	Office Assistant	B50000	Dean College Of Education	SP	1.000	52.20	1.00	41,712	41,712	57,809	
981242	K.De Meo	Secretary	B50000	Dean College Of Education	SP	1.000	52.20	1.00	20,231	20,231	28,039	
991816	T.Rossi	Executive Secretary	B50000	Dean College Of Education	SP	1.000	52.20	1.00	44,189	44,189	61,242	
992448	V.Ramirez	Senior Secretary	B50000	Dean College Of Education	SP	1.000	52.20	1.00	26,872	26,872	37,242	
			B50000 Total				19.193		19.19	1,420,460	619,893	808,352
980907	G.Hardman	Coor. Research Prog/Svcs.	B50001	College Of Education-Ncate	AMP	0.100	52.20	0.10	5,600	0	0	
			B50001 Total				0.100		0.10	5,600	0	0
990177	A.Leon	Coor. Tech. Support	B50003	Technology Support	AMP	1.000	52.20	1.00	42,000	42,000	54,600	
991851	K.Finegan	Coor. Educ/Trg Programs	B50003	Technology Support	AMP	1.000	52.20	1.00	38,233	38,233	49,703	
991792	S.Diaz	Director, Computer Application	B50003	Technology Support	AMP	1.000	52.20	1.00	66,255	66,255	86,132	
			B50003 Total				3.000		3.00	146,488	146,488	190,435
990030	G.Aloia	Dean and Professor	B50013	Ctr for Early Childhood Education	FAC	0.020	52.20	0.02	3,152	3,152	4,001	
			B50013 Total				0.020		0.02	3,152	3,152	4,001
980619	P.Garretson	Coordinator Academic Programs	B50017	Fl Advancement Teaching Individuals	AMP	1.000	52.20	1.00	60,000	0	0	
992540	S.Wallace	Coordinator Academic Programs	B50017	Fl Advancement Teaching Individuals	AMP	1.000	52.20	1.00	40,000	0	0	
990045	J.Andrew	Director	B50017	Fl Advancement Teaching Individuals	FAC	0.500	52.20	0.50	43,565	0	0	

**FLORIDA ATLANTIC UNIVERSITY
 DETAIL OF SALARIES
 2008-09 OPERATING BUDGET
 EDUCATION AND GENERAL**

Position Number	Employee Name	Job Title	Index Number	Department Title	Pay Plan	FTE	Budgeted Weeks	Person Years	Current Rate	Salary Dollars	Amount W/Benefits
981190	K.Cornwell	Senior Secretary	B50017	Fl Advancement Teaching Individuals	SP	1.000	52.20	1.00	21,307	0	0
B50017 Total						3.500		3.50	164,872	0	0
992245	J.Waters	Asst Director, Acad Programs	B51000	Office For Student Services	AMP	1.000	52.20	1.00	44,519	44,519	57,875
992129	K.Kasmer	Coordinator Academic Programs	B51000	Office For Student Services	AMP	1.000	52.20	1.00	35,069	35,069	45,590
981128	S.Ramnarace	Coordinator Academic Programs	B51000	Office For Student Services	AMP	1.000	52.20	1.00	35,241	35,241	45,814
981140	T.Catto	Coordinator Academic Programs	B51000	Office For Student Services	AMP	1.000	52.20	1.00	42,538	42,538	55,300
990336	A.Carnahan	Instructor	B51000	Office For Student Services	FAC	1.000	52.20	1.00	64,493	64,493	81,849
991962	D.Shepherd	Assoc. Dean and Instructor	B51000	Office For Student Services	FAC	1.000	52.20	1.00	93,000	93,000	118,027
990466	L.Cross	Instructor	B51000	Office For Student Services	FAC	1.000	52.20	1.00	83,851	83,851	106,416
991686	D.Prescott	Program Assistant	B51000	Office For Student Services	SP	1.000	52.20	1.00	30,379	30,379	42,103
992455	G.Dolcine	Program Assistant	B51000	Office For Student Services	SP	1.000	52.20	1.00	28,000	28,000	38,806
992019	S.Foley D'Ariano	Office Assistant	B51000	Office For Student Services	SP	1.000	52.20	1.00	28,903	28,903	40,057
992453	T.Akins-Mosley	Senior Secretary	B51000	Office For Student Services	SP	1.000	52.20	1.00	22,600	22,600	31,322
B51000 Total						11.000		11.00	508,593	508,593	663,159
991153	*** Unfilled ***	Associate Professor	B53000	Counselor Education	FAC	-	39.00	-	0	0	0
991425	*** Unfilled ***	Associate Professor	B53000	Counselor Education	FAC	1.000	39.00	0.75	62,000	0	0
991455	A.Miranda	Associate Professor	B53000	Counselor Education	FAC	1.000	39.00	0.75	74,516	74,516	94,569
990241	G.Brigman	Professor	B53000	Counselor Education	FAC	1.000	39.00	0.75	79,198	79,198	100,511
990289	I.Johnson	Chairperson and Professor	B53000	Counselor Education	FAC	1.000	52.20	1.00	93,333	93,333	118,449
990709	M.Frain	Assistant Professor	B53000	Counselor Education	FAC	1.000	39.00	0.75	50,459	50,459	64,038
991622	P.Peluso	Assistant Professor	B53000	Counselor Education	FAC	1.000	39.00	0.75	50,459	50,459	64,038
981989	B.Chatman	Senior Secretary	B53000	Counselor Education	SP	1.000	52.20	1.00	25,365	25,365	35,154
981166	D.Frederick	Office Assistant	B53000	Counselor Education	SP	1.000	52.20	1.00	33,200	33,200	46,012
B53000 Total						8.000		6.74	468,530	406,530	522,771
990501	A.Danesh	Associate Professor	B54100	Communications Disorders	FAC	1.000	39.00	0.75	64,465	64,465	81,813
990730	B.Fries	Instructor	B54100	Communications Disorders	FAC	1.000	52.20	1.00	47,568	47,568	60,369
990438	C.Core	Assistant Professor	B54100	Communications Disorders	FAC	1.000	39.00	0.75	49,994	49,994	63,448
992366	C.Keintz	Assistant Professor	B54100	Communications Disorders	FAC	1.000	39.00	0.75	47,690	47,690	60,524
992274	D.Wener	Chair and Assoc. Professor	B54100	Communications Disorders	FAC	1.000	52.20	1.00	86,118	86,118	109,293
992295	D.Williams	Professor	B54100	Communications Disorders	FAC	1.000	39.00	0.75	73,305	73,305	93,032
991248	N.Lewison	Instructor	B54100	Communications Disorders	FAC	1.000	52.20	1.00	63,030	63,030	79,992
991381	K.McCormack	Senior Secretary	B54100	Communications Disorders	SP	1.000	52.20	1.00	29,447	29,447	40,811
B54100 Total						8.000		6.99	461,617	461,617	589,282
990502	A.Dangelo-Herold	Program Director & Instructor	B54200	Dept Exercise Science & Health	FAC	1.000	52.20	1.00	47,543	47,543	60,337

**FLORIDA ATLANTIC UNIVERSITY
 DETAIL OF SALARIES
 2008-09 OPERATING BUDGET
 EDUCATION AND GENERAL**

Position Number	Employee Name	Job Title	Index Number	Department Title	Pay Plan	FTE	Budgeted Weeks	Person Years	Current Rate	Salary Dollars	Amount W/Benefits
B54200 Total						1.000		1.00	47,543	47,543	60,337
991108	*** Unfilled ***	Instructor	B55000	Exceptional Student Education	FAC	-	52.20	-	0	0	0
990607	C.Dukes	Assistant Professor	B55000	Exceptional Student Education	FAC	1.000	39.00	0.75	51,297	51,297	65,102
991995	L.Smiley	Professor	B55000	Exceptional Student Education	FAC	1.000	39.00	0.75	76,457	76,457	97,032
990224	M.Brady	Chairperson and Professor	B55000	Exceptional Student Education	FAC	0.950	52.20	0.95	97,698	97,698	123,989
991204	M.Larocque	Assistant Professor	B55000	Exceptional Student Education	FAC	1.000	39.00	0.75	59,206	59,206	75,139
991713	R.Ramasamy	Professor	B55000	Exceptional Student Education	FAC	1.000	39.00	0.75	87,846	87,846	111,486
992099	R.Taylor	Professor	B55000	Exceptional Student Education	FAC	0.750	39.00	0.56	95,570	95,570	121,288
991024	E.Ismlon	Secretary	B55000	Exceptional Student Education	SP	1.000	52.20	1.00	28,656	28,656	39,715
990248	G.George	Senior Secretary	B55000	Exceptional Student Education	SP	1.000	52.20	1.00	32,665	32,665	45,271
B55000 Total						7.700		6.50	529,395	529,395	679,022
990224	M.Brady	Chairperson and Professor	B55007	Ctr Early Childhood Educ, Research	FAC	0.050	52.20	0.05	5,142	5,142	6,526
990358	S.Darling	Assistant Professor	B55007	Ctr Early Childhood Educ, Research	FAC	1.000	39.00	0.75	50,413	50,413	63,980
B55007 Total						1.050		0.80	55,555	55,555	70,506
992099	R.Taylor	Professor	B55008	CS 550123 Delta Helps - Boca Ed	FAC	0.250	39.00	0.19	23,893	0	0
B55008 Total						0.250		0.19	23,893	0	0
981019	*** Unfilled ***	Distinguished Professor	B56000	Educational Leadership	FAC	-	52.20	-	0	0	0
992143	A.Townsend	Chairperson and Professor	B56000	Educational Leadership	FAC	1.000	39.00	0.75	87,392	87,392	110,910
990692	D.Floyd	Professor	B56000	Educational Leadership	FAC	1.000	39.00	0.75	75,559	75,559	95,892
992982	D.Weerts	Assistant Professor	B56000	Educational Leadership	FAC	0.750	39.00	0.56	38,819	0	0
990198	I.Bogotch	Professor	B56000	Educational Leadership	FAC	1.000	39.00	0.75	77,421	77,421	98,255
991661	J.Pisapia	Professor	B56000	Educational Leadership	FAC	1.000	39.00	0.75	88,017	88,017	111,703
981854	J.Sughrue	Associate Professor	B56000	Educational Leadership	FAC	0.500	39.00	0.37	32,361	32,361	41,070
990006	M.Acker-Hocevar	Professor	B56000	Educational Leadership	FAC	1.000	39.00	0.75	79,016	79,016	100,280
991971	R.Shockley	Chairperson and Professor	B56000	Educational Leadership	FAC	1.000	52.20	1.00	135,342	135,342	171,763
991673	C.Barasatie	Secretary	B56000	Educational Leadership	SP	1.000	52.20	1.00	25,000	25,000	34,648
990735	C.Politi	Senior Secretary	B56000	Educational Leadership	SP	1.000	52.20	1.00	30,300	30,300	41,993
B56000 Total						9.250		7.67	669,227	630,408	806,514
990532	*** Unfilled ***	Eminent Scholar	B56100	Eminent Scholar-Comm. Educ.Lvl 4	FAC	-	39.00	-	0	0	0
B56100 Total						-		-	0	0	0
991907	*** Unfilled ***	Assoc. Dean and Assoc. Profess	B57000	Educational Technology & Research	FAC	-	52.20	-	0	0	0
992986	A.Binder	Instructor	B57000	Educational Technology & Research	FAC	1.000	52.20	1.00	55,000	55,000	69,801
991144	F.Ebrahim	Assistant Professor	B57000	Educational Technology & Research	FAC	1.000	39.00	0.75	48,645	48,645	61,736
991493	J.Morris	Professor	B57000	Educational Technology & Research	FAC	1.000	39.00	0.75	94,904	94,904	120,443

**FLORIDA ATLANTIC UNIVERSITY
 DETAIL OF SALARIES
 2008-09 OPERATING BUDGET
 EDUCATION AND GENERAL**

Position Number	Employee Name	Job Title	Index Number	Department Title	Pay Plan	FTE	Budgeted Weeks	Person Years	Current Rate	Salary Dollars	Amount W/Benefits
992209	K.Gagnon	Instructor	B57000	Educational Technology & Research	FAC	1.000	39.00	0.75	41,200	41,200	52,287
991257	M.Lieberman	Associate Professor	B57000	Educational Technology & Research	FAC	1.000	39.00	0.75	59,941	59,941	76,072
992166	*** Unfilled ***	Senior Secretary	B57000	Educational Technology & Research	SP	1.000	52.20	1.00	30,883	0	0
B57000 Total						6.000		4.99	330,573	299,690	380,339
990073	*** Unfilled ***	Professor	B58000	Department Of Teacher Education	FAC	-	39.00	-	0	0	0
981804	*** Unfilled ***	Instructor	B58000	Department Of Teacher Education	FAC	-	39.00	-	0	0	0
991377	*** Unfilled ***	Visiting Professor	B58000	Department Of Teacher Education	FAC	-	39.00	-	0	0	0
991789	*** Unfilled ***	Instructor	B58000	Department Of Teacher Education	FAC	1.000	39.00	0.75	40,000	0	0
991410	C.Meltzer	Instructor	B58000	Department Of Teacher Education	FAC	1.000	52.20	1.00	60,827	60,827	77,196
991729	D.Read	Associate Professor	B58000	Department Of Teacher Education	FAC	1.000	39.00	0.75	60,369	60,369	76,615
981807	E.Heckler	Instructor	B58000	Department Of Teacher Education	FAC	1.000	39.00	0.75	41,200	41,200	52,287
991801	F.Romeo	Professor	B58000	Department Of Teacher Education	FAC	1.000	39.00	0.75	72,845	72,845	92,448
991189	J.Lambert	Assistant Professor	B58000	Department Of Teacher Education	FAC	1.000	39.00	0.75	54,526	54,526	69,199
991230	J.Leit	Instructor	B58000	Department Of Teacher Education	FAC	1.000	39.00	0.75	41,441	41,441	52,593
981813	J.Towell	Professor	B58000	Department Of Teacher Education	FAC	1.000	39.00	0.75	70,319	70,319	89,242
981805	K.Powell	Instructor	B58000	Department Of Teacher Education	FAC	0.750	39.00	0.56	32,306	32,306	41,000
981798	L.Dassa	Instructor	B58000	Department Of Teacher Education	FAC	1.000	39.00	0.75	41,484	41,484	52,648
992076	S.Brown	Assistant Professor	B58000	Department Of Teacher Education	FAC	1.000	39.00	0.75	50,305	50,305	63,843
990461	S.Crawley	Professor	B58000	Department Of Teacher Education	FAC	1.000	39.00	0.75	84,115	84,115	106,751
990127	T.Baxley	Assistant Professor	B58000	Department Of Teacher Education	FAC	1.000	39.00	0.75	51,264	51,264	65,060
992450	*** Unfilled ***	Senior Secretary	B58000	Department Of Teacher Education	SP	1.000	52.20	1.00	26,321	0	0
991414	*** Unfilled ***	Program Assistant	B58000	Department Of Teacher Education	SP	1.000	52.20	1.00	27,935	0	0
B58000 Total						14.750		11.78	755,257	661,001	838,882
990561	C.Diaz	Professor	B58001	Teacher Education Control Account	FAC	1.000	39.00	0.75	78,093	78,093	99,108
991908	D.Schoorman	Associate Professor	B58001	Teacher Education Control Account	FAC	1.000	39.00	0.75	66,021	66,021	83,788
990061	E.Ariza	Associate Professor	B58001	Teacher Education Control Account	FAC	1.000	39.00	0.75	62,303	62,303	79,069
990288	G.Burnaford	Professor	B58001	Teacher Education Control Account	FAC	1.000	39.00	0.75	85,985	85,985	109,124
981808	H.McLaughlin	Professor	B58001	Teacher Education Control Account	FAC	1.000	39.00	0.75	64,910	64,910	82,378
992351	H.Zainuddin	Associate Professor	B58001	Teacher Education Control Account	FAC	1.000	39.00	0.75	57,444	57,444	72,903
990474	M.Cruz	Professor	B58001	Teacher Education Control Account	FAC	1.000	39.00	0.75	69,150	69,150	87,759
981535	N.Brown	Associate Professor	B58001	Teacher Education Control Account	FAC	1.000	52.20	1.00	82,812	82,812	105,097
990041	Y.Bhagwanji	Professor	B58001	Teacher Education Control Account	FAC	1.000	39.00	0.75	59,223	59,223	75,160
992529	J.Miller	Senior Secretary	B58001	Teacher Education Control Account	SP	1.000	52.20	1.00	25,000	25,000	34,648
B58001 Total						10.000		7.98	650,941	650,941	829,034

**FLORIDA ATLANTIC UNIVERSITY
 DETAIL OF SALARIES
 2008-09 OPERATING BUDGET
 EDUCATION AND GENERAL**

Position Number	Employee Name	Job Title	Index Number	Department Title	Pay Plan	FTE	Budgeted Weeks	Person Years	Current Rate	Salary Dollars	Amount W/Benefits
990768	R.Gatens	Academic Administrator	B59000	Holocaust Project	FAC	1.000	52.20	1.00	66,129	66,129	83,925
			B59000 Total				1.000	1.00	66,129	66,129	83,925
991829	V.Galvan	Coordinator Academic Programs	D22600	Davie College Of Business	AMP	1.000	52.20	1.00	35,482	35,482	46,127
			D22600 Total				1.000	1.00	35,482	35,482	46,127
981044	K.Carter	Assistant Coordinator	D50001	Davie College Of Education	AMP	0.063	52.20	0.06	2,625	2,625	3,413
992138	D.Torok	Interim Associate Dean & Chair	D50001	Davie College Of Education	FAC	1.000	52.20	1.00	105,853	105,853	134,339
993145	P.Heydet-Kirsch	Instructor	D50001	Davie College Of Education	FAC	0.250	52.20	0.25	16,523	16,523	20,970
991940	A.Stefanov	Office Assistant	D50001	Davie College Of Education	SP	1.000	52.20	1.00	25,000	25,000	34,648
991603	E.Parks	Senior Secretary	D50001	Davie College Of Education	SP	1.000	52.20	1.00	30,110	30,110	41,730
990228	N.Brandt	Program Assistant	D50001	Davie College Of Education	SP	1.000	52.20	1.00	32,512	32,512	45,059
			D50001 Total				4.313	4.31	212,623	212,623	280,159
990326	*** Unfilled ***	Assoc. Director Acad. Supp. Sv	D51000	Davie Education Student Service	AMP	-	52.20	-	0	0	0
991311	M.Lynch	Coordinator Academic Programs	D51000	Davie Education Student Service	AMP	1.000	52.20	1.00	40,589	40,589	52,766
981256	*** Unfilled ***	Instructor	D51000	Davie Education Student Service	FAC	-	52.20	-	0	0	0
992364	*** Unfilled ***	Instructor	D51000	Davie Education Student Service	FAC	1.000	52.20	1.00	42,000	0	0
			D51000 Total				2.000	2.00	82,589	40,589	52,766
992027	L.Sperry	Professor	D53000	Davie Counselor Education	FAC	1.000	39.00	0.75	83,938	83,938	106,526
992257	L.Webb	Assistant Professor	D53000	Davie Counselor Education	FAC	1.000	39.00	0.75	54,443	54,443	69,094
			D53000 Total				2.000	1.49	138,381	138,381	175,620
991569	*** Unfilled ***	Instructor	D54200	Davie Exercise Sci & Hlth Promotion	FAC	1.000	39.00	0.75	40,000	0	0
990849	B.Graves	Chair and Assoc. Professor	D54200	Davie Exercise Sci & Hlth Promotion	FAC	1.000	52.20	1.00	99,160	99,160	125,844
990296	C.Butler	Professor	D54200	Davie Exercise Sci & Hlth Promotion	FAC	-	39.00	-	0	0	0
991565	J.O'Kroy	Associate Professor	D54200	Davie Exercise Sci & Hlth Promotion	FAC	1.000	39.00	0.75	60,755	60,755	77,105
992038	M.Hartman	Assistant Professor	D54200	Davie Exercise Sci & Hlth Promotion	FAC	1.000	39.00	0.75	49,000	49,000	62,186
992281	M.Whitehurst	Professor	D54200	Davie Exercise Sci & Hlth Promotion	FAC	1.000	39.00	0.75	96,905	96,905	122,983
981494	P.Jacobs	Associate Professor	D54200	Davie Exercise Sci & Hlth Promotion	FAC	1.000	39.00	0.75	60,000	60,000	76,146
992367	R.Zoeller	Associate Professor	D54200	Davie Exercise Sci & Hlth Promotion	FAC	1.000	39.00	0.75	61,604	61,604	78,182
990697	T.Penhollow	Assistant Professor	D54200	Davie Exercise Sci & Hlth Promotion	FAC	1.000	39.00	0.75	45,000	45,000	57,110
990878	P.Gutterman	Senior Secretary	D54200	Davie Exercise Sci & Hlth Promotion	SP	1.000	52.20	1.00	27,864	27,864	38,617
			D54200 Total				9.000	7.23	540,288	500,288	638,173
992239	B.Warde	Associate Professor	D55000	Davie Exceptional Education	FAC	1.000	39.00	0.75	56,678	56,678	71,931
992306	C.Wilson	Associate Professor	D55000	Davie Exceptional Education	FAC	0.750	39.00	0.56	73,851	73,851	93,725
990816	P.Goldstein	Associate Professor	D55000	Davie Exceptional Education	FAC	1.000	39.00	0.75	59,923	59,923	76,049
			D55000 Total				2.750	2.05	190,452	190,452	241,705

**FLORIDA ATLANTIC UNIVERSITY
 DETAIL OF SALARIES
 2008-09 OPERATING BUDGET
 EDUCATION AND GENERAL**

Position Number	Employee Name	Job Title	Index Number	Department Title	Pay Plan	FTE	Budgeted Weeks	Person Years	Current Rate	Salary Dollars	Amount W/Benefits
992306	C.Wilson	Associate Professor	D55002	CS 550123 Delta Helps - Davie Ed	FAC	0.250	39.00	0.19	18,463	0	0
D55002 Total						0.250		0.19	18,463	0	0
981782	*** Unfilled ***	Associate Professor	D56000	Davie Education Leadership	FAC	-	39.00	-	0	0	0
991745	D.Reyes-Guerra	Instructor	D56000	Davie Education Leadership	FAC	1.000	39.00	0.75	46,357	46,357	58,832
992523	D.Wright	Associate Professor	D56000	Davie Education Leadership	FAC	1.000	39.00	0.75	69,430	69,430	88,114
981854	J.Sughrue	Associate Professor	D56000	Davie Education Leadership	FAC	0.500	39.00	0.37	32,361	32,361	41,070
993282	M.Mountford	Associate Professor	D56000	Davie Education Leadership	FAC	1.000	39.00	0.75	62,110	62,110	78,824
991353	P.Maslin Ostrowski	Professor	D56000	Davie Education Leadership	FAC	1.000	39.00	0.75	75,037	75,037	95,230
D56000 Total						4.500		3.36	285,295	285,295	362,070
990640	*** Unfilled ***	Associate Professor	D57000	Davie Educational Technology	FAC	-	39.00	-	0	0	0
990304	R.Cafolla	Professor	D57000	Davie Educational Technology	FAC	1.000	39.00	0.75	70,452	70,452	89,411
991585	V.Brown	Associate Professor	D57000	Davie Educational Technology	FAC	1.000	39.00	0.75	48,645	48,645	61,736
D57000 Total						2.000		1.49	119,097	119,097	151,147
981811	*** Unfilled ***	Assistant Professor	D58000	Davie Elementary Education	FAC	-	39.00	-	0	0	0
991761	B.Ridener	Director and Assoc. Professor	D58000	Davie Elementary Education	FAC	1.000	52.20	1.00	85,000	85,000	107,874
990511	D.David	Associate Dean and Professor	D58000	Davie Elementary Education	FAC	1.000	39.00	0.75	87,259	87,259	110,741
991669	D.Ploger	Associate Professor	D58000	Davie Elementary Education	FAC	1.000	39.00	0.75	60,581	60,581	76,884
981801	M.Talbert	Instructor	D58000	Davie Elementary Education	FAC	1.000	39.00	0.75	40,000	40,000	50,764
990732	P.Fritzer	Interim Chair and Professor	D58000	Davie Elementary Education	FAC	1.000	39.00	0.75	92,212	92,212	117,027
991341	P.Marinaccio Eckel	Assistant Professor	D58000	Davie Elementary Education	FAC	1.000	39.00	0.75	51,343	51,343	65,160
992290	P.Willems	Associate Professor	D58000	Davie Elementary Education	FAC	1.000	39.00	0.75	56,812	56,812	72,101
981802	R.Harlin	Associate Professor	D58000	Davie Elementary Education	FAC	1.000	39.00	0.75	61,800	61,800	78,431
D58000 Total						8.000		6.23	535,007	535,007	678,982
991748	A.Rhone	Associate Professor	D58001	Davie Teacher Education Other	FAC	1.000	39.00	0.75	65,127	65,127	82,653
981800	I.Allgood	Instructor	D58001	Davie Teacher Education Other	FAC	1.000	39.00	0.75	41,484	41,484	52,648
981810	J.Friedenberg	Professor	D58001	Davie Teacher Education Other	FAC	1.000	39.00	0.75	70,000	70,000	88,837
981803	R.Kvasnak	Instructor	D58001	Davie Teacher Education Other	FAC	1.000	39.00	0.75	45,000	45,000	57,110
991199	S.Lapp	Chair and Assoc. Professor	D58001	Davie Teacher Education Other	FAC	1.000	52.20	1.00	85,000	85,000	107,874
D58001 Total						5.000		3.99	306,611	306,611	389,122
991201	T.Melicio	Coor. Educ/Trg Programs	D58200	Davie Teacher Leadership Center	AMP	1.000	52.20	1.00	47,725	47,725	62,043
991604	*** Unfilled ***	Director	D58200	Davie Teacher Leadership Center	FAC	-	52.20	-	0	0	0
D58200 Total						1.000		1.00	47,725	47,725	62,043
990053	A.Aponte	Office Supervisor	J50004	College Of Education Jupiter	AMP	1.000	52.20	1.00	36,615	36,615	47,600
981044	K.Carter	Assistant Coordinator	J50004	College Of Education Jupiter	AMP	0.063	52.20	0.06	2,625	2,625	3,413

**FLORIDA ATLANTIC UNIVERSITY
 DETAIL OF SALARIES
 2008-09 OPERATING BUDGET
 EDUCATION AND GENERAL**

Position Number	Employee Name	Job Title	Index Number	Department Title	Pay Plan	FTE	Budgeted Weeks	Person Years	Current Rate	Salary Dollars	Amount W/Benefits
993145	P.Heydet-Kirsch	Instructor	J50004	College Of Education Jupiter	FAC	0.250	52.20	0.25	16,523	16,523	20,970
992378	D.Lauzon	Program Assistant	J50004	College Of Education Jupiter	SP	1.000	52.20	1.00	27,120	27,120	37,586
			J50004 Total			2.313		2.31	82,883	82,883	109,569
990828	A.Barnett	Coord Assess/Prog Eval & Certi	J51000	COE Off of Student Services Jupiter	AMP	1.000	52.20	1.00	41,000	41,000	53,300
			J51000 Total			1.000		1.00	41,000	41,000	53,300
990315	E.Villares	Assistant Professor	J53000	Counselor Education-Jupiter	FAC	1.000	39.00	0.75	47,610	47,610	60,422
			J53000 Total			1.000		0.75	47,610	47,610	60,422
990700	J.Forgan	Associate Professor	J55001	Exceptional Student Education-Jup	FAC	1.000	39.00	0.75	61,346	61,346	77,855
990308	M.Caldwell	Associate Professor	J55001	Exceptional Student Education-Jup	FAC	-	39.00	-	0	0	0
990603	M.Duffy	Associate Professor	J55001	Exceptional Student Education-Jup	FAC	1.000	39.00	0.75	62,469	62,469	79,280
			J55001 Total			2.000		1.49	123,815	123,815	157,135
990700	J.Forgan	Associate Professor	J55003	CS 550123 Delta Helps - Mac Ed	FAC	-	39.00	-	0	0	0
			J55003 Total			-		-	0	0	0
991178	*** Unfilled ***	Professor	J56001	Ed Leadership Jup. Enroll.Growth	FAC	-	39.00	-	0	0	0
990269	V.Bryan	Associate Professor	J56001	Ed Leadership Jup. Enroll.Growth	FAC	1.000	39.00	0.75	71,465	71,465	90,697
			J56001 Total			1.000		0.75	71,465	71,465	90,697
990036	*** Unfilled ***	Assistant Professor	J57001	Ed Tech/Research	FAC	-	39.00	-	0	0	0
990306	M.Vasquez	Instructor	J57001	Ed Tech/Research	FAC	1.000	52.20	1.00	53,333	53,333	67,685
			J57001 Total			1.000		1.00	53,333	53,333	67,685
981809	*** Unfilled ***	Professor	J58000	Teacher Ed-Jupiter-Summer	FAC	-	39.00	-	0	0	0
992258	R.Weber	Associate Professor	J58000	Teacher Ed-Jupiter-Summer	FAC	1.000	39.00	0.75	59,207	59,207	75,140
			J58000 Total			1.000		0.75	59,207	59,207	75,140
981455	*** Unfilled ***	Assistant Professor	J58001	Teacher Education-Jupiter	FAC	-	39.00	-	0	0	0
990823	A.Gonzalez-De Hass	Associate Professor	J58001	Teacher Education-Jupiter	FAC	1.000	39.00	0.75	60,312	60,312	76,542
990910	D.Harris	Associate Professor	J58001	Teacher Education-Jupiter	FAC	1.000	39.00	0.75	62,795	62,795	79,694
981799	E.Brewer	Assistant Professor	J58001	Teacher Education-Jupiter	FAC	1.000	39.00	0.75	48,741	48,741	61,858
981797	J.Bird	Instructor	J58001	Teacher Education-Jupiter	FAC	1.000	39.00	0.75	40,000	40,000	50,764
990742	J.Furner	Associate Professor	J58001	Teacher Education-Jupiter	FAC	1.000	39.00	0.75	65,132	65,132	82,660
991265	J.Lindgren	Associate Professor	J58001	Teacher Education-Jupiter	FAC	1.000	39.00	0.75	59,797	59,797	75,889
			J58001 Total			6.000		4.48	336,777	336,777	427,407
992204	I.Villasuso	Office Supervisor	K50002	Education Treasure Coast	AMP	1.000	52.20	1.00	32,260	32,260	41,938
981044	K.Carter	Assistant Coordinator	K50002	Education Treasure Coast	AMP	0.063	52.20	0.06	2,625	2,625	3,413
992246	*** Unfilled ***	Assoc. Dean and Instructor	K50002	Education Treasure Coast	FAC	-	52.20	-	0	0	0
992431	E.Watlington	Associate Dean	K50002	Education Treasure Coast	FAC	1.000	52.20	1.00	109,825	109,825	139,379

**FLORIDA ATLANTIC UNIVERSITY
 DETAIL OF SALARIES
 2008-09 OPERATING BUDGET
 EDUCATION AND GENERAL**

Position Number	Employee Name	Job Title	Index Number	Department Title	Pay Plan	FTE	Budgeted Weeks	Person Years	Current Rate	Salary Dollars	Amount W/Benefits
993145	P.Heydet-Kirsch	Instructor	K50002	Education Treasure Coast	FAC	0.250	52.20	0.25	16,523	16,523	20,970
			K50002 Total				2.313	2.31	161,233	161,233	205,700
992115	G.Thomas	Univ. School Director	K50004	FAU Charter School	FAC	0.600	52.20	0.60	87,599	87,599	111,172
			K50004 Total				0.600	0.60	87,599	87,599	111,172
980969	J.Burnham	Associate Professor	K50006	COE FIAT Initiative TCC Expansion	FAC	1.000	39.00	0.75	60,000	60,000	76,146
			K50006 Total				1.000	0.75	60,000	60,000	76,146
991159	G.Gilbert	Coordinator Academic Programs	K51000	OASS Treasure Coast	AMP	1.000	52.20	1.00	40,375	40,375	52,488
991001	*** Unfilled ***	Assistant Professor	K51000	OASS Treasure Coast	FAC	-	39.00	-	0	0	0
981214	M.Goldberg	Interim Associate Director	K51000	OASS Treasure Coast	FAC	1.000	52.20	1.00	56,759	56,759	72,033
			K51000 Total				2.000	2.00	97,134	97,134	124,521
991541	W.Nicoll	Professor	K53000	Counselor Education-Tr.C.	FAC	1.000	39.00	0.75	77,233	77,233	98,017
			K53000 Total				1.000	0.75	77,233	77,233	98,017
991928	J.Scott	Associate Professor	K55000	Exceptional Student Education-TC	FAC	1.000	39.00	0.75	61,252	61,252	77,735
			K55000 Total				1.000	0.75	61,252	61,252	77,735
991077	A.Jurenas	Associate Professor	K56001	Ed Leadership-TCC	FAC	1.000	39.00	0.75	55,358	55,358	70,255
990872	L.Guglielmino	Professor	K56001	Ed Leadership-TCC	FAC	1.000	39.00	0.75	83,204	83,204	105,595
			K56001 Total				2.000	1.49	138,562	138,562	175,850
992334	N.Yahya	Associate Professor	K58000	Teacher Ed-T.Coast-Summer	FAC	1.000	39.00	0.75	56,048	0	0
			K58000 Total				1.000	0.75	56,048	0	0
991359	L.Calhoun	Instructor	K58001	Teacher Education-Treasure Coas	FAC	1.000	39.00	0.75	40,000	40,000	50,764
981796	L.Sugnet	Instructor	K58001	Teacher Education-Treasure Coas	FAC	1.000	39.00	0.75	40,000	40,000	50,764
			K58001 Total				2.000	1.49	80,000	80,000	101,528
Engineering College											
981698	*** Unfilled ***	Coor. Acad. Support Services	B60000	Dean Col Of Engineering & Comp. Sc.	AMP	-	52.20	-	0	0	0
981497	B.Coto	Coor. Advancement/Alumni Affs	B60000	Dean Col Of Engineering & Comp. Sc.	AMP	0.513	52.20	0.51	41,945	41,945	54,529
981448	C.Halle	Coordinator, Info/Pub Services	B60000	Dean Col Of Engineering & Comp. Sc.	AMP	0.875	52.20	0.88	46,218	46,218	60,084
991821	G.Rowan	Business Manager	B60000	Dean Col Of Engineering & Comp. Sc.	AMP	0.670	52.20	0.67	64,900	64,900	84,370
991366	J.Mauser	Coor, Computer Sys. Control	B60000	Dean Col Of Engineering & Comp. Sc.	AMP	1.000	52.20	1.00	63,477	63,477	82,521
991697	L.Proulx	Coord, Administrative Svcs	B60000	Dean Col Of Engineering & Comp. Sc.	AMP	0.500	52.20	0.50	24,521	24,521	31,878
991112	M.Neelakantaswamy	Specialist Comp Applications	B60000	Dean Col Of Engineering & Comp. Sc.	AMP	1.000	52.20	1.00	90,125	90,125	117,163
992005	R.Ahmed	Coor. Computer Applications	B60000	Dean Col Of Engineering & Comp. Sc.	AMP	1.000	52.20	1.00	63,000	63,000	81,900
991762	S.Ridenour	Coor. Computer Applications	B60000	Dean Col Of Engineering & Comp. Sc.	AMP	1.000	52.20	1.00	62,640	62,640	81,432
991071	Y.Joseph	Coor. Computer Sys. Control	B60000	Dean Col Of Engineering & Comp. Sc.	AMP	0.849	52.20	0.85	60,567	60,567	78,738
992052	K.Stevens	Dean and Professor	B60000	Dean Col Of Engineering & Comp. Sc.	FAC	0.800	52.20	0.80	163,786	163,786	207,861

**FLORIDA ATLANTIC UNIVERSITY
 DETAIL OF SALARIES
 2008-09 OPERATING BUDGET
 EDUCATION AND GENERAL**

Position Number	Employee Name	Job Title	Index Number	Department Title	Pay Plan	FTE	Budgeted Weeks	Person Years	Current Rate	Salary Dollars	Amount W/Benefits
991014	M.Ilyas	Associate Dean and Professor	B60000	Dean Col Of Engineering & Comp. Sc.	FAC	1.000	52.20	1.00	162,281	162,281	205,951
991640	M.Petrie	Associate Dean and Professor	B60000	Dean Col Of Engineering & Comp. Sc.	FAC	1.000	52.20	1.00	131,371	131,371	166,723
991263	Y.Lin	Eminent Scholar	B60000	Dean Col Of Engineering & Comp. Sc.	FAC	1.000	39.00	0.75	167,576	167,576	212,671
992442	B.Browning	Program Assistant	B60000	Dean Col Of Engineering & Comp. Sc.	SP	1.000	52.20	1.00	30,000	30,000	41,577
991090	C.Glazer	Executive Secretary	B60000	Dean Col Of Engineering & Comp. Sc.	SP	1.000	52.20	1.00	47,380	47,380	65,664
981137	F.Banciu	Senior Secretary	B60000	Dean Col Of Engineering & Comp. Sc.	SP	1.000	52.20	1.00	27,000	27,000	37,420
992271	M.Manoly	Program Assistant	B60000	Dean Col Of Engineering & Comp. Sc.	SP	1.000	52.20	1.00	27,500	27,500	38,113
				B60000 Total		15.206		14.95	1,274,287	1,274,287	1,648,595
980987	L.Williams-Wilson	Coor.Career Dev Svcs Eng Liaso	B60004	Engineering Career Development	AMP	1.000	52.20	1.00	35,000	35,000	45,500
				B60004 Total		1.000		1.00	35,000	35,000	45,500
981211	*** Unfilled ***	Professor	B60011	Dean Engineering Control Account	FAC	-	52.20	-	0	0	0
				B60011 Total		-		-	0	0	0
990771	*** Unfilled ***	Coor. Educ/Trg Programs	B60012	FEEDS - College of Engineering	AMP	1.000	52.20	1.00	50,000	0	0
991882	G.Moore	Coord., Academic Programs	B60012	FEEDS - College of Engineering	AMP	1.000	52.20	1.00	35,000	35,000	45,500
				B60012 Total		2.000		2.00	85,000	35,000	45,500
981517	*** Unfilled ***	Asst. Dir., Acad. Programs	B60100	Minority Pre-Collegiate Program	AMP	-	52.20	-	0	0	0
980733	A.Mc Gee	Coor. Acad. Support Services	B60100	Minority Pre-Collegiate Program	AMP	1.000	52.20	1.00	41,500	41,500	53,950
981144	A.Simmons	Coordinator Academic Programs	B60100	Minority Pre-Collegiate Program	AMP	1.000	52.20	1.00	40,000	40,000	52,000
980922	T.Carey	Dir, Engineering Stu Svcs	B60100	Minority Pre-Collegiate Program	AMP	1.000	52.20	1.00	55,000	55,000	71,500
991896	*** Unfilled ***	Assistant Dean	B60100	Minority Pre-Collegiate Program	FAC	-	52.20	-	0	0	0
990350	T.Jeffries	Program Assistant	B60100	Minority Pre-Collegiate Program	SP	1.000	52.20	1.00	35,000	35,000	48,507
				B60100 Total		4.000		4.00	171,500	171,500	225,957
990075	L.Asseff	Budget Coordinator	B61000	Ocean Engineering	AMP	1.000	52.20	1.00	55,372	55,372	71,984
991552	M.Perez	Coordinator Academic Programs	B61000	Ocean Engineering	AMP	0.600	52.20	0.60	25,338	25,338	32,940
990487	H.Mahfuz	Professor	B61000	Ocean Engineering	FAC	1.000	39.00	0.75	97,043	97,043	123,158
991078	J.Jurewicz	Professor	B61000	Ocean Engineering	FAC	1.000	39.00	0.75	136,363	136,363	173,059
990555	M.Dhanak	Chairperson and Professor	B61000	Ocean Engineering	FAC	0.610	52.20	0.61	89,287	89,287	113,315
990038	P.Ananthakrishnan	Associate Professor	B61000	Ocean Engineering	FAC	1.000	39.00	0.75	77,901	77,901	98,865
990801	S.Glegg	Professor	B61000	Ocean Engineering	FAC	1.000	39.00	0.75	109,981	109,981	139,577
991904	S.Schock	Professor	B61000	Ocean Engineering	FAC	1.000	39.00	0.75	100,973	100,973	128,146
992043	B.Steinberg	Senior Secretary	B61000	Ocean Engineering	SP	1.000	52.20	1.00	33,856	33,856	46,922
991143	F.Knapp	Machinist Supervisor	B61000	Ocean Engineering	SP	1.000	52.20	1.00	49,239	49,239	68,241
980981	T.Graziano	Senior Fiscal Assistant	B61000	Ocean Engineering	SP	-	52.20	-	0	0	0
				B61000 Total		9.210		7.95	775,353	775,353	996,207

**FLORIDA ATLANTIC UNIVERSITY
DETAIL OF SALARIES
2008-09 OPERATING BUDGET
EDUCATION AND GENERAL**

Position Number	Employee Name	Job Title	Index Number	Department Title	Pay Plan	FTE	Budgeted Weeks	Person Years	Current Rate	Salary Dollars	Amount W/Benefits
992189	H.Vansant	Academic Paraprofessional	B62000	Electrical Engineering	AMP	1.000	52.20	1.00	43,235	43,235	56,206
990909	M.Gazmuri	Coor. Acad. Support Services	B62000	Electrical Engineering	AMP	1.000	52.20	1.00	38,000	38,000	49,400
992461	T.Kung	Coordinator Academic Programs	B62000	Electrical Engineering	AMP	1.000	52.20	1.00	37,970	37,970	49,361
992363	A.Zilouchian	Asst. Dean and Professor	B62000	Electrical Engineering	FAC	1.000	52.20	1.00	127,684	127,684	162,044
990522	D.De Groff	Associate Professor	B62000	Electrical Engineering	FAC	1.000	39.00	0.75	68,676	68,676	87,157
991724	D.Raviv	Professor	B62000	Electrical Engineering	FAC	1.000	39.00	0.75	92,024	92,024	116,788
991590	G.Pajunen	Associate Professor	B62000	Electrical Engineering	FAC	1.000	39.00	0.75	61,441	61,441	77,975
990935	H.Helmken	Professor	B62000	Electrical Engineering	FAC	1.000	39.00	0.75	92,580	92,580	117,494
992361	H.Zhuang	Professor	B62000	Electrical Engineering	FAC	1.000	39.00	0.75	96,265	96,265	122,170
990089	J.Bagby	Associate Professor	B62000	Electrical Engineering	FAC	1.000	39.00	0.75	72,758	72,758	92,338
990644	N.Erdol	Professor	B62000	Electrical Engineering	FAC	1.000	39.00	0.75	87,683	87,683	111,279
991528	P.Neelakantaswamy	Professor	B62000	Electrical Engineering	FAC	1.000	39.00	0.75	100,787	100,787	127,909
991491	S.Morgera	Chairperson and Professor	B62000	Electrical Engineering	FAC	1.000	52.20	1.00	141,273	141,273	179,290
990000	V.Aalo	Professor	B62000	Electrical Engineering	FAC	1.000	39.00	0.75	82,473	82,473	104,667
991424	V.Peterson	Instructor	B62000	Electrical Engineering	FAC	1.000	39.00	0.75	43,855	43,855	55,657
992169	V.Ungvichian	Professor	B62000	Electrical Engineering	FAC	1.000	39.00	0.75	84,975	84,975	107,842
991023	X.Wang	Assistant Professor	B62000	Electrical Engineering	FAC	1.000	39.00	0.75	75,000	75,000	95,183
991818	Z.Roth	Professor	B62000	Electrical Engineering	FAC	1.000	39.00	0.75	100,347	100,347	127,351
991836	M.Russo	Senior Secretary	B62000	Electrical Engineering	SP	1.000	52.20	1.00	34,987	34,987	48,489
			B62000 Total			19.000		15.71	1,482,013	1,482,013	1,888,600
991336	J.Marcinka	Coor. Research Prog/Svcs.	B62500	Imaging Technology Center	AMP	1.000	52.20	1.00	117,578	29,978	38,972
981248	*** Unfilled ***	Scholar/Sctist/Eng/ResProf	B62500	Imaging Technology Center	FAC	-	52.20	-	0	0	0
990802	W.Glenn	Distinguished Professor	B62500	Imaging Technology Center	FAC	0.930	39.00	0.69	152,325	46,195	58,627
981228	W.Rhodes	Professor	B62500	Imaging Technology Center	FAC	1.000	39.00	0.75	126,923	126,923	161,078
			B62500 Total			2.930		2.44	396,826	203,096	258,677
990294	C.Horner	Coor. Acad. Supp. Svcs.	B63000	Mechanical Engineering	AMP	0.500	52.20	0.50	18,000	18,000	23,400
991628	K.Coyle	Coordinator Academic Programs	B63000	Mechanical Engineering	AMP	1.000	52.20	1.00	40,000	40,000	52,000
990991	*** Unfilled ***	Associate Professor	B63000	Mechanical Engineering	FAC	-	39.00	-	0	0	0
990379	C.Ghenai	Assistant Professor	B63000	Mechanical Engineering	FAC	1.000	39.00	0.75	68,000	68,000	86,299
992157	C.Tsai	Professor	B63000	Mechanical Engineering	FAC	1.000	39.00	0.75	91,078	91,078	115,588
991499	D.Moslemian	Associate Professor	B63000	Mechanical Engineering	FAC	1.000	39.00	0.75	66,108	66,108	83,898
990307	G.Cai	Professor	B63000	Mechanical Engineering	FAC	1.000	39.00	0.75	87,437	87,437	110,967
990760	G.Gaonkar	Professor	B63000	Mechanical Engineering	FAC	1.000	39.00	0.75	103,332	103,332	131,139
991855	G.Salivar	Asst. Dean and Professor	B63000	Mechanical Engineering	FAC	1.000	52.20	1.00	139,364	139,364	176,867

**FLORIDA ATLANTIC UNIVERSITY
DETAIL OF SALARIES
2008-09 OPERATING BUDGET
EDUCATION AND GENERAL**

Position Number	Employee Name	Job Title	Index Number	Department Title	Pay Plan	FTE	Budgeted Weeks	Person Years	Current Rate	Salary Dollars	Amount W/Benefits
990004	H.Abtahi	Associate Professor	B63000	Mechanical Engineering	FAC	1.000	39.00	0.75	70,468	70,468	89,431
990630	I.Elishakoff	Distinguished Professor	B63000	Mechanical Engineering	FAC	0.971	39.00	0.73	133,057	133,057	168,863
991372	K.Mazouz	Associate Professor	B63000	Mechanical Engineering	FAC	1.000	39.00	0.75	64,519	64,519	81,882
990334	L.Carlsson	Professor	B63000	Mechanical Engineering	FAC	1.000	39.00	0.75	95,905	95,905	121,713
991355	O.Masory	Chairperson and Professor	B63000	Mechanical Engineering	FAC	1.000	52.20	1.00	135,870	135,870	172,433
992074	T.Su	Professor	B63000	Mechanical Engineering	FAC	1.000	39.00	0.75	101,910	101,910	129,334
990196	W.Bober	Associate Professor	B63000	Mechanical Engineering	FAC	1.000	39.00	0.75	65,494	65,494	83,119
991039	*** Unfilled ***	Senior Secretary	B63000	Mechanical Engineering	SP	1.000	52.20	1.00	27,000	27,000	37,420
992256	J.Webb	Instrument Maker Designer	B63000	Mechanical Engineering	SP	1.000	52.20	1.00	45,316	45,316	62,804
			B63000 Total				16.471	13.70	1,352,858	1,352,858	1,727,157
991370	D.Mejia	Coor. Acad. Support Services	B65000	Civil Engineering	AMP	1.000	52.20	1.00	50,168	50,168	65,219
990448	S.Courtade	Coor. Acad. Support Services	B65000	Civil Engineering	AMP	1.000	52.20	1.00	48,805	48,805	63,447
980640	*** Unfilled ***	Instructor	B65000	Civil Engineering	FAC	1.000	39.00	0.75	45,000	0	0
991407	D.Meeroff	Assistant Professor	B65000	Civil Engineering	FAC	1.000	39.00	0.75	69,302	69,302	87,952
991732	D.Reddy	Professor	B65000	Civil Engineering	FAC	1.000	39.00	0.75	105,445	105,445	133,821
992578	E.Kaisar	Assistant Professor	B65000	Civil Engineering	FAC	1.000	39.00	0.75	70,000	70,000	88,837
981554	F.Bloetscher	Assistant Professor	B65000	Civil Engineering	FAC	1.000	39.00	0.75	72,497	72,497	92,006
992015	K.Sobhan	Associate Professor	B65000	Civil Engineering	FAC	1.000	39.00	0.75	82,774	82,774	105,049
990067	M.Arockiasamy	Professor	B65000	Civil Engineering	FAC	1.000	39.00	0.75	103,461	103,461	131,303
991887	P.Scarlatos	Chairperson and Professor	B65000	Civil Engineering	FAC	1.000	52.20	1.00	146,244	146,244	185,599
991548	R.Teegavarapu	Assistant Professor	B65000	Civil Engineering	FAC	1.000	39.00	0.75	75,000	75,000	95,183
992339	Y.Yong	Professor	B65000	Civil Engineering	FAC	1.000	39.00	0.75	86,876	86,876	110,255
990059	J.Meith	Program Assistant	B65000	Civil Engineering	SP	1.000	52.20	1.00	25,500	25,500	35,341
			B65000 Total				13.000	10.73	981,072	936,072	1,194,012
992057	R.Stewart	Coor. Acad. Support Services	B67000	Computer Science And Engineering	AMP	1.000	52.20	1.00	48,682	48,682	63,287
991595	A.Pandya	Professor	B67000	Computer Science And Engineering	FAC	1.000	39.00	0.75	97,814	97,814	124,136
990023	B.Alhalabi	Associate Professor	B67000	Computer Science And Engineering	FAC	1.000	39.00	0.75	84,407	84,407	107,121
990740	B.Furht	Chairperson and Professor	B67000	Computer Science And Engineering	FAC	1.000	52.20	1.00	165,096	165,096	209,524
990895	C.Han	Professor	B67000	Computer Science And Engineering	FAC	1.000	39.00	0.75	85,354	85,354	108,323
990673	E.Fernandez	Professor	B67000	Computer Science And Engineering	FAC	1.000	39.00	0.75	96,695	96,695	122,716
991088	H.Kalva	Assistant Professor	B67000	Computer Science And Engineering	FAC	1.000	39.00	0.75	81,497	81,497	103,428
991319	I.Mahgoub	Professor	B67000	Computer Science And Engineering	FAC	1.000	39.00	0.75	98,529	98,529	125,044
992320	J.Woodworth	Instructor	B67000	Computer Science And Engineering	FAC	1.000	39.00	0.75	45,023	45,023	57,139
990281	L.Bullard	Instructor	B67000	Computer Science And Engineering	FAC	1.000	52.20	1.00	67,037	67,037	85,077

**FLORIDA ATLANTIC UNIVERSITY
 DETAIL OF SALARIES
 2008-09 OPERATING BUDGET
 EDUCATION AND GENERAL**

Position Number	Employee Name	Job Title	Index Number	Department Title	Pay Plan	FTE	Budgeted Weeks	Person Years	Current Rate	Salary Dollars	Amount W/Benefits
990329	M.Cardei	Assistant Professor	B67000	Computer Science And Engineering	FAC	1.000	39.00	0.75	81,497	81,497	103,428
992018	M.Solomon	Professor	B67000	Computer Science And Engineering	FAC	1.000	39.00	0.75	96,737	96,737	122,769
991345	O.Marques-Filho	Assistant Professor	B67000	Computer Science And Engineering	FAC	1.000	39.00	0.75	93,746	93,746	118,974
990433	R.Cooper	Professor	B67000	Computer Science And Engineering	FAC	1.000	39.00	0.75	113,255	113,255	143,732
991950	R.Shankar	Professor	B67000	Computer Science And Engineering	FAC	1.000	39.00	0.75	97,021	97,021	123,130
990987	S.Hsu	Professor	B67000	Computer Science And Engineering	FAC	1.000	39.00	0.75	99,669	99,669	126,490
981555	S.Huang	Assistant Professor	B67000	Computer Science And Engineering	FAC	1.000	39.00	0.75	77,531	77,531	98,395
990674	T.Fernandez	Instructor	B67000	Computer Science And Engineering	FAC	1.000	52.20	1.00	71,224	71,224	90,391
991128	T.Khoshgoftaar	Professor	B67000	Computer Science And Engineering	FAC	1.000	39.00	0.75	109,647	109,647	139,154
981466	T.Sorgente	Instructor	B67000	Computer Science And Engineering	FAC	1.000	39.00	0.75	40,391	40,391	51,261
992360	X.Zhu	Assistant Professor	B67000	Computer Science And Engineering	FAC	1.000	39.00	0.75	72,500	72,500	92,010
991826	*** Unfilled ***	Senior Secretary	B67000	Computer Science And Engineering	SP	-	52.20	-	0	0	0
992135	H.Tomaszewski	Office Assistant	B67000	Computer Science And Engineering	SP	1.000	52.20	1.00	37,529	37,529	52,012
990252	J.Mangiaracina	Program Assistant	B67000	Computer Science And Engineering	SP	0.750	52.20	0.75	23,026	23,026	31,912
			B67000 Total			22.750		18.45	1,883,907	1,883,907	2,399,453
991071	Y.Joseph	Coor. Computer Sys. Control	B67008	Acquisition NUMA Based	AMP	0.152	52.20	0.15	10,814	10,814	14,059
990740	B.Furht	Chairperson and Professor	B67008	Acquisition NUMA Based	FAC	-	52.20	-	0	0	0
			B67008 Total			0.152		0.15	10,814	10,814	14,059
992325	J.Wu	Professor	B67009	Cost Share For 1670-234-42 NSF	FAC	1.000	39.00	0.75	110,641	110,641	140,415
			B67009 Total			1.000		0.75	110,641	110,641	140,415
992052	K.Stevens	Dean and Professor	D60001	Davie Engineering - Dean Control	FAC	0.150	52.20	0.15	30,710	30,710	38,975
			D60001 Total			0.150		0.15	30,710	30,710	38,975
990695	A.Folleco	Assistant Professor	D67000	Davie Computer Engineering	FAC	1.000	39.00	0.75	79,685	79,685	101,129
981073	C.Tondo	Associate Professor	D67000	Davie Computer Engineering	FAC	0.600	39.00	0.45	42,000	42,000	53,303
981556	I.Cardei	Assistant Professor	D67000	Davie Computer Engineering	FAC	1.000	39.00	0.75	77,531	77,531	98,395
992180	M.Van Hilst	Assistant Professor	D67000	Davie Computer Engineering	FAC	1.000	39.00	0.75	78,115	78,115	99,136
991247	R.Levow	Professor	D67000	Davie Computer Engineering	FAC	1.000	39.00	0.75	98,787	98,787	125,371
991252	X.Li	Instructor	D67000	Davie Computer Engineering	FAC	1.000	52.20	1.00	61,212	61,212	77,685
990252	J.Mangiaracina	Program Assistant	D67000	Davie Computer Engineering	SP	0.250	52.20	0.25	7,675	7,675	10,637
991767	P.Lenhardt	Senior Secretary	D67000	Davie Computer Engineering	SP	0.500	52.20	0.50	12,500	12,500	17,324
			D67000 Total			6.350		5.19	457,505	457,505	582,980
992552	*** Unfilled ***	Professor	D67002	Davie Computer Engineering Rese	FAC	1.000	52.20	1.00	14,993	14,993	19,028
			D67002 Total			1.000		1.00	14,993	14,993	19,028
990937	E.Henderson	Electronics Engineering Spvsr.	E61001	Sea Tech Ocean Engineering	AMP	1.000	52.20	1.00	73,113	73,113	95,047

**FLORIDA ATLANTIC UNIVERSITY
 DETAIL OF SALARIES
 2008-09 OPERATING BUDGET
 EDUCATION AND GENERAL**

Position Number	Employee Name	Job Title	Index Number	Department Title	Pay Plan	FTE	Budgeted Weeks	Person Years	Current Rate	Salary Dollars	Amount W/Benefits
990715	J.Frankenfield	Technical Paraprofessional	E61001	Sea Tech Ocean Engineering	AMP	1.000	52.20	1.00	54,755	54,755	71,182
990918	*** Unfilled ***	Professor	E61001	Sea Tech Ocean Engineering	FAC	-	52.20	-	0	0	0
990555	M.Dhanak	Chairperson and Professor	E61001	Sea Tech Ocean Engineering	FAC	0.390	52.20	0.39	57,085	57,085	72,447
991237	N.Xiros	Assistant Professor	E61001	Sea Tech Ocean Engineering	FAC	1.000	39.00	0.75	70,000	70,000	88,837
990037	P.An	Professor	E61001	Sea Tech Ocean Engineering	FAC	1.000	39.00	0.75	95,401	95,401	121,074
991203	B.Larkin	Program Assistant	E61001	Sea Tech Ocean Engineering	SP	1.000	52.20	1.00	32,297	32,297	44,761
991129	J.Kielbasa	Sr. Electronics Engineer	E61001	Sea Tech Ocean Engineering	SP	1.000	52.20	1.00	55,258	55,258	76,583
			E61001 Total			6.390		5.88	437,909	437,909	569,931
990239	D.Briggs	Coor. Research Prog/Svcs.	E61002	Sea Tech Ocean Enginr Other	AMP	1.000	52.20	1.00	98,347	98,347	127,852
990685	D.Fiore	SeaTech Coordinator	E61002	Sea Tech Ocean Enginr Other	AMP	1.000	52.20	1.00	55,328	55,328	71,927
991714	P.Rambharose	Coor. Research Prog/Svcs.	E61002	Sea Tech Ocean Enginr Other	AMP	-	52.20	-	0	0	0
990447	R.Coulson	Coor. Research Prog/Svcs.	E61002	Sea Tech Ocean Enginr Other	AMP	1.000	52.20	1.00	86,827	86,827	112,876
991597	T.Pantelakis	Coor. Research Prog/Svcs.	E61002	Sea Tech Ocean Enginr Other	AMP	1.000	52.20	1.00	105,540	105,540	137,202
990599	F.Driscoll	Associate Professor	E61002	Sea Tech Ocean Enginr Other	FAC	1.000	39.00	0.75	83,246	83,246	105,648
992470	F.Presuel-Moreno	Assistant Professor	E61002	Sea Tech Ocean Enginr Other	FAC	1.000	39.00	0.75	70,000	70,000	88,837
981963	G.Frisk	Professor	E61002	Sea Tech Ocean Enginr Other	FAC	1.000	39.00	0.75	117,003	117,003	148,489
992216	K.Von Ellenrieder	Assistant Professor	E61002	Sea Tech Ocean Enginr Other	FAC	1.000	39.00	0.75	73,969	73,969	93,875
990132	P.Beaujean	Assistant Professor	E61002	Sea Tech Ocean Enginr Other	FAC	1.000	39.00	0.75	74,038	74,038	93,962
990845	R.Granata	Professor	E61002	Sea Tech Ocean Enginr Other	FAC	1.000	39.00	0.75	88,482	88,482	112,293
991271	A.Lippis	Secretary	E61002	Sea Tech Ocean Enginr Other	SP	-	52.20	-	0	0	0
992323	C.Wrightson	Grants Administrator	E61002	Sea Tech Ocean Enginr Other	SP	1.000	52.20	1.00	40,947	40,947	56,749
990764	D.Baker	Senior Secretary	E61002	Sea Tech Ocean Enginr Other	SP	-	52.20	-	0	0	0
991069	P.Joseph	Senior Motor Vehicle Operator	E61002	Sea Tech Ocean Enginr Other	SP	-	52.20	-	0	0	0
			E61002 Total			11.000		9.48	893,727	893,727	1,149,710
991821	G.Rowan	Business Manager	E61003	Dean Engineering Control Sea Tech	AMP	0.330	52.20	0.33	31,966	31,966	41,556
			E61003 Total			0.330		0.33	31,966	31,966	41,556
992052	K.Stevens	Dean and Professor	K60000	Dean College of Engineering TCC	FAC	0.050	52.20	0.05	10,237	10,237	12,992
			K60000 Total			0.050		0.05	10,237	10,237	12,992
981165	A.Agarwal	Assistant Professor	K60070	Computer Science -TCC	FAC	1.000	39.00	0.75	72,397	72,397	91,880
981167	G.Hamza-Lup	Assistant Professor	K60070	Computer Science -TCC	FAC	1.000	39.00	0.75	69,000	69,000	87,568
			K60070 Total			2.000		1.49	141,397	141,397	179,448
980620	A.Morgan	Coor. Acad. Support Services	K65200	Geomatics Program TCC	AMP	1.000	52.20	1.00	43,000	43,000	55,900
980613	*** Unfilled ***	Program Director & Asst Prof	K65200	Geomatics Program TCC	FAC	1.000	52.20	1.00	95,000	95,000	120,565
980614	*** Unfilled ***	Instructor	K65200	Geomatics Program TCC	FAC	1.000	52.20	1.00	65,000	65,000	82,492

**FLORIDA ATLANTIC UNIVERSITY
 DETAIL OF SALARIES
 2008-09 OPERATING BUDGET
 EDUCATION AND GENERAL**

Position Number	Employee Name	Job Title	Index Number	Department Title	Pay Plan	FTE	Budgeted Weeks	Person Years	Current Rate	Salary Dollars	Amount W/Benefits
K65200 Total						3.000		3.00	203,000	203,000	258,957
VP Finance											
992580	*** Unfilled ***	Coor. Acad. Support Services	F10000	VP Finance	AMP	-	52.20	-	45,000	0	0
992369	K.Jessell	Vice President and Professor	F10000	VP Finance	FAC	1.000	52.20	1.00	216,652	216,652	274,954
992585	*** Unfilled ***	Senior Secretary	F10000	VP Finance	SP	0.652	52.20	0.65	68,555	0	0
990632	L.Elliott	Administrative Assistant	F10000	VP Finance	SP	1.000	52.20	1.00	50,000	50,000	69,295
992601	R.Taliaferro	Executive Secretary	F10000	VP Finance	SP	1.000	52.20	1.00	36,313	36,313	50,327
F10000 Total						3.652		3.65	416,520	302,965	394,576
990173	*** Unfilled ***	Director, Operations Analysis	F10002	VP Reserve	AMP	-	52.20	-	19,859	0	0
992399	*** Unfilled ***	Coor. Computer Applications	F10002	VP Reserve	AMP	-	52.20	-	47,868	0	0
992478	*** Unfilled ***	Coor. Computer Applications	F10002	VP Reserve	AMP	-	52.20	-	20,864	0	0
992480	*** Unfilled ***	Coordinator Purchasing	F10002	VP Reserve	AMP	-	52.20	-	22,205	0	0
992524	*** Unfilled ***	Coord, Administrative Svcs	F10002	VP Reserve	AMP	2.720	52.20	2.72	8,744	1,500	1,950
992382	*** Unfilled ***	Clerical Aid	F10002	VP Reserve	SP	-	52.20	-	26,362	0	0
F10002 Total						2.720		2.72	145,902	1,500	1,950
991245	A.Levine	Asst. Budget Director	F10500	University Budget Office	AMP	1.000	52.20	1.00	74,071	74,071	96,293
991935	D.Russell	Asst. VP, Univ. Budget Dir.	F10500	University Budget Office	AMP	0.800	52.20	0.80	103,600	103,600	134,680
991966	J.Shi	Assoc. Budget Director	F10500	University Budget Office	AMP	1.000	52.20	1.00	80,000	80,000	104,000
990444	M.Coscia-Waggoner	Budget Coordinator	F10500	University Budget Office	AMP	0.500	52.20	0.50	28,828	28,828	37,477
991598	*** Unfilled ***	Executive Secretary	F10500	University Budget Office	SP	1.000	52.20	1.00	37,969	37,969	52,622
F10500 Total						4.300		4.30	324,468	324,468	425,072
990470	D.Crudele	Assoc. V.P Administrativre Aff	F10700	Associate V.P.-Finance	AMP	1.000	52.20	1.00	139,876	139,876	181,839
F10700 Total						1.000		1.00	139,876	139,876	181,839
992569	*** Unfilled ***	Coor. Computer Applications	F10801	Admin.&Fin.Technical Support Svcs.	AMP	1.000	52.20	1.00	20,420	0	0
993244	*** Unfilled ***	Coor. Acad. Support Services	F10801	Admin.&Fin.Technical Support Svcs.	AMP	0.400	52.20	0.40	25,628	25,628	33,317
993245	*** Unfilled ***	Coor. Acad. Support Services	F10801	Admin.&Fin.Technical Support Svcs.	AMP	1.000	52.20	1.00	60,000	0	0
993246	*** Unfilled ***	Coor. Acad. Support Services	F10801	Admin.&Fin.Technical Support Svcs.	AMP	1.000	52.20	1.00	60,050	0	0
993247	*** Unfilled ***	Coor. Acad. Support Services	F10801	Admin.&Fin.Technical Support Svcs.	AMP	1.000	52.20	1.00	50,000	0	0
993248	*** Unfilled ***	Coor. Acad. Support Services	F10801	Admin.&Fin.Technical Support Svcs.	AMP	1.000	52.20	1.00	40,902	0	0
993249	*** Unfilled ***	Coor. Acad. Support Services	F10801	Admin.&Fin.Technical Support Svcs.	AMP	1.000	52.20	1.00	18,511	0	0
981529	D.Campbell	Assoc. Dir. Univ. Admin. Plan	F10801	Admin.&Fin.Technical Support Svcs.	AMP	1.000	52.20	1.00	83,400	83,400	108,420
993241	D.Parkerson	Asst. Director Univ Admin Plan	F10801	Admin.&Fin.Technical Support Svcs.	AMP	0.750	52.20	0.75	55,452	55,452	72,088
993242	G.Berger	Coor. Computer Applications	F10801	Admin.&Fin.Technical Support Svcs.	AMP	-	52.20	-	0	0	0
981530	H.Pavillard	Coor. Computer Applications	F10801	Admin.&Fin.Technical Support Svcs.	AMP	1.000	52.20	1.00	44,000	44,000	57,200

**FLORIDA ATLANTIC UNIVERSITY
 DETAIL OF SALARIES
 2008-09 OPERATING BUDGET
 EDUCATION AND GENERAL**

Position Number	Employee Name	Job Title	Index Number	Department Title	Pay Plan	FTE	Budgeted Weeks	Person Years	Current Rate	Salary Dollars	Amount W/Benefits
992568	L.Gnanaseelan	Asst Director Univ Admin Plan	F10801	Admin.&Fin.Technical Support Svcs.	AMP	1.000	52.20	1.00	51,551	51,551	67,017
993243	M.Waite	Assoc.Dir. Univ. Admin Plan.	F10801	Admin.&Fin.Technical Support Svcs.	AMP	1.000	52.20	1.00	78,389	78,389	101,906
992567	R.Paul	Coor. Computer Sys Appl	F10801	Admin.&Fin.Technical Support Svcs.	AMP	1.000	52.20	1.00	54,000	54,000	70,200
990931	T.Faloretta	Coor. Computer Applications	F10801	Admin.&Fin.Technical Support Svcs.	AMP	1.000	52.20	1.00	53,354	53,354	69,361
981531	*** Unfilled ***	Senior Fiscal Assistant	F10801	Admin.&Fin.Technical Support Svcs.	SP	1.000	52.20	1.00	45,000	0	0
993251	*** Unfilled ***	Senior Secretary	F10801	Admin.&Fin.Technical Support Svcs.	SP	1.000	52.20	1.00	45,000	0	0
993252	*** Unfilled ***	Senior Secretary	F10801	Admin.&Fin.Technical Support Svcs.	SP	1.000	52.20	1.00	45,000	0	0
993253	*** Unfilled ***	Senior Secretary	F10801	Admin.&Fin.Technical Support Svcs.	SP	1.000	52.20	1.00	45,050	0	0
993254	*** Unfilled ***	Senior Secretary	F10801	Admin.&Fin.Technical Support Svcs.	SP	1.000	52.20	1.00	40,902	0	0
993255	*** Unfilled ***	Senior Secretary	F10801	Admin.&Fin.Technical Support Svcs.	SP	-	52.20	-	40,000	0	0
993256	*** Unfilled ***	Senior Secretary	F10801	Admin.&Fin.Technical Support Svcs.	SP	1.000	52.20	1.00	30,000	0	0
993257	*** Unfilled ***	Senior Secretary	F10801	Admin.&Fin.Technical Support Svcs.	SP	1.000	52.20	1.00	11,415	0	0
993250	K.Dolan	Accountant	F10801	Admin.&Fin.Technical Support Svcs.	SP	1.000	52.20	1.00	27,744	27,744	38,451
		F10801 Total				21.150		21.15	1,025,768	473,518	617,960
992327	*** Unfilled ***	Ass't Dir, Training & Diversity	F11500	Department of Human Resources	AMP	1.000	52.20	1.00	48,000	48,000	62,400
991997	C.Smith	Coordinator, Human Resources	F11500	Department of Human Resources	AMP	1.000	52.20	1.00	38,110	38,110	49,543
990250	D.Brooks	Assoc Director Human Resources	F11500	Department of Human Resources	AMP	1.000	52.20	1.00	64,000	64,000	83,200
990316	E.Hudson	Director Human Resources	F11500	Department of Human Resources	AMP	1.000	52.20	1.00	98,000	98,000	127,400
991402	J.Myers	Processing & Records Supvr	F11500	Department of Human Resources	AMP	1.000	52.20	1.00	30,191	30,191	39,249
991352	M.Mascaro	Assoc Director, Personnel Svcs	F11500	Department of Human Resources	AMP	1.000	52.20	1.00	72,741	72,741	94,564
991852	R.Flavin	Coordinator, Human Resources	F11500	Department of Human Resources	AMP	1.000	52.20	1.00	41,715	41,715	54,230
991080	R.Kabat	Assoc. Director Human Res.	F11500	Department of Human Resources	AMP	1.000	52.20	1.00	80,321	80,321	104,418
991218	S.Berger	Employment Manager	F11500	Department of Human Resources	AMP	1.000	52.20	1.00	39,552	39,552	51,418
981199	S.Crissey	Supervisor, Employee Relations	F11500	Department of Human Resources	AMP	1.000	52.20	1.00	29,000	29,000	37,700
991900	S.DeMonte	Employment Supervisor	F11500	Department of Human Resources	AMP	0.986	52.20	0.99	28,600	28,600	37,180
991432	S.Eshleman	Mgr., Benefits & Retirement	F11500	Department of Human Resources	AMP	1.000	52.20	1.00	42,000	42,000	54,600
991375	S.Mc Gough	Administrative Paraprofessiona	F11500	Department of Human Resources	AMP	1.000	52.20	1.00	31,142	31,142	40,485
990606	*** Unfilled ***	Human Resources Representative	F11500	Department of Human Resources	SP	1.000	52.20	1.00	28,325	28,325	39,256
990515	*** Unfilled ***	Human Resources Representative	F11500	Department of Human Resources	SP	1.000	52.20	1.00	27,000	27,000	37,420
990798	A.Chie-For	Executive Secretary	F11500	Department of Human Resources	SP	1.000	52.20	1.00	36,581	36,581	50,698
980651	D.Abusrur	HR Assistant	F11500	Department of Human Resources	SP	1.000	52.20	1.00	25,000	25,000	34,648
991999	E.Michel	Human Resources Representative	F11500	Department of Human Resources	SP	1.000	52.20	1.00	27,000	27,000	37,420
992602	K.Lemons	Employee Relations Rep.	F11500	Department of Human Resources	SP	1.000	52.20	1.00	27,000	27,000	37,420
981447	M.Adams	University Timekeeper	F11500	Department of Human Resources	SP	1.000	52.20	1.00	27,000	27,000	37,420

**FLORIDA ATLANTIC UNIVERSITY
 DETAIL OF SALARIES
 2008-09 OPERATING BUDGET
 EDUCATION AND GENERAL**

Position Number	Employee Name	Job Title	Index Number	Department Title	Pay Plan	FTE	Budgeted Weeks	Person Years	Current Rate	Salary Dollars	Amount W/Benefits
990152	N.Papp	Human Resources Representative	F11500	Department of Human Resources	SP	0.020	52.20	0.02	540	540	749
981254	T.Teran	Class & Comp Representative	F11500	Department of Human Resources	SP	1.000	52.20	1.00	27,000	27,000	37,420
990762	W.Boggeman	Human Resources Representative	F11500	Department of Human Resources	SP	1.000	52.20	1.00	27,000	27,000	37,420
991766	Y.Marcus	Human Resources Representative	F11500	Department of Human Resources	SP	1.000	52.20	1.00	27,000	27,000	37,420
				F11500 Total		23.006		23.01	922,818	922,818	1,223,678
980748	S.Powell	Manager, Student Employment	F11503	Student Employment Transition	AMP	1.000	52.20	1.00	40,000	40,000	52,000
980732	A.Verticier	Student Employment Rep.	F11503	Student Employment Transition	SP	1.000	52.20	1.00	27,000	27,000	37,420
980747	M.Sanderson	Student Employment Rep.	F11503	Student Employment Transition	SP	1.000	52.20	1.00	27,000	27,000	37,420
				F11503 Total		3.000		3.00	94,000	94,000	126,840
990153	*** Unfilled ***	Associate Controller	F12000	Controller's Office	AMP	0.372	52.20	0.37	28,045	28,045	36,459
990677	*** Unfilled ***	Assistant Controller	F12000	Controller's Office	AMP	1.000	52.20	1.00	55,000	55,000	71,500
992219	A.Cavazos	Coor. Computer Applications	F12000	Controller's Office	AMP	1.000	52.20	1.00	73,150	73,150	95,095
990117	A.Matheson	Coor. Computer Applications	F12000	Controller's Office	AMP	0.961	52.20	0.96	61,023	61,023	79,330
990806	A.Theodosis	Assistant Controller	F12000	Controller's Office	AMP	0.193	52.20	0.19	11,846	11,846	15,400
990293	D.Buschmann	Coordinator, Accounting	F12000	Controller's Office	AMP	1.000	52.20	1.00	43,412	43,412	56,436
991602	D.Danvers	Coordinator, Accounting	F12000	Controller's Office	AMP	0.356	52.20	0.36	15,038	15,038	19,550
981496	D.Zaia	Associate Controller	F12000	Controller's Office	AMP	1.000	52.20	1.00	86,074	86,074	111,897
991646	J.Pfeifer	Assistant Controller	F12000	Controller's Office	AMP	1.000	52.20	1.00	61,285	61,285	79,671
992106	K.Tetreault	Asst Controller-Accts Payable	F12000	Controller's Office	AMP	0.921	52.20	0.92	53,549	53,549	69,614
990860	M.Greer	Coordinator, Accounting	F12000	Controller's Office	AMP	1.000	52.20	1.00	41,613	41,613	54,097
991160	M.Kottas	Coord, Administrative Svcs	F12000	Controller's Office	AMP	1.000	52.20	1.00	37,285	37,285	48,471
990134	P.Beauvoir	Assistant Controller	F12000	Controller's Office	AMP	1.000	52.20	1.00	61,285	61,285	79,671
992110	P.George	Coordinator, Accounting	F12000	Controller's Office	AMP	0.081	52.20	0.08	4,005	4,005	5,207
991677	R.Berkok	Associate Controller	F12000	Controller's Office	AMP	0.240	52.20	0.24	20,720	20,720	26,936
991938	S.Semmel	Asst VP, Financial Affairs	F12000	Controller's Office	AMP	1.000	52.20	1.00	115,000	115,000	149,500
981243	*** Unfilled ***	Payroll Accountant	F12000	Controller's Office	SP	1.000	52.20	1.00	27,295	27,295	37,829
990876	*** Unfilled ***	Accountant	F12000	Controller's Office	SP	0.090	52.20	0.09	2,700	2,700	3,742
992377	*** Unfilled ***	Accountant	F12000	Controller's Office	SP	-	52.20	-	0	0	0
991981	B.Simmons	Accountant	F12000	Controller's Office	SP	1.000	52.20	1.00	38,798	38,798	53,771
990790	C.Gil	Fiscal Assistant	F12000	Controller's Office	SP	1.000	52.20	1.00	27,603	27,603	38,255
981221	C.Jean Louis	Special Payables Clerk	F12000	Controller's Office	SP	1.000	52.20	1.00	25,750	25,750	35,687
991888	C.Scarlett	Accountant	F12000	Controller's Office	SP	0.883	52.20	0.88	33,141	33,141	45,931
992653	D.Blue	Senior Clerk	F12000	Controller's Office	SP	1.000	52.20	1.00	25,000	25,000	34,648
990464	D.Cross	Senior Clerk	F12000	Controller's Office	SP	1.000	52.20	1.00	25,750	25,750	35,687

**FLORIDA ATLANTIC UNIVERSITY
 DETAIL OF SALARIES
 2008-09 OPERATING BUDGET
 EDUCATION AND GENERAL**

Position Number	Employee Name	Job Title	Index Number	Department Title	Pay Plan	FTE	Budgeted Weeks	Person Years	Current Rate	Salary Dollars	Amount W/Benefits
990543	D.Demoreno	Senior Clerk	F12000	Controller's Office	SP	1.000	52.20	1.00	25,750	25,750	35,687
990815	D.Goldstein	Archivist	F12000	Controller's Office	SP	1.000	52.20	1.00	31,772	31,772	44,033
990846	D.Grant-Downer	Accountant	F12000	Controller's Office	SP	1.000	52.20	1.00	30,014	30,014	41,597
981220	D.Lawrence	Accounts Payables Researcher	F12000	Controller's Office	SP	1.000	52.20	1.00	25,750	25,750	35,687
991831	D.Russell	Accountant	F12000	Controller's Office	SP	0.870	52.20	0.87	32,001	32,001	44,351
991452	E.Milosavljevic	Office Assistant	F12000	Controller's Office	SP	1.000	52.20	1.00	29,052	29,052	40,264
990602	F.Kohnken	Property Manager	F12000	Controller's Office	SP	1.000	52.20	1.00	27,830	27,830	38,570
992375	I.Gyftopoulos	Property Manager	F12000	Controller's Office	SP	1.000	52.20	1.00	25,000	25,000	34,648
992020	K.Soomai	Senior Fiscal Assistant	F12000	Controller's Office	SP	0.673	52.20	0.67	21,075	21,075	29,208
991419	L.Mercado	Fiscal Assistant	F12000	Controller's Office	SP	0.055	52.20	0.06	1,416	1,416	1,963
992050	L.Stern	Program Assistant	F12000	Controller's Office	SP	0.932	52.20	0.93	27,722	27,722	38,420
981218	M.Davis	Vendor Maintenance Clerk	F12000	Controller's Office	SP	1.000	52.20	1.00	25,000	25,000	34,648
990777	M.Gauntlett	Accountant	F12000	Controller's Office	SP	1.000	52.20	1.00	26,600	26,600	36,865
981219	N.Kolachapati	General Payables Clerk	F12000	Controller's Office	SP	1.000	52.20	1.00	26,800	26,800	37,143
992379	N.Vest	Accountant	F12000	Controller's Office	SP	0.880	52.20	0.88	29,877	29,877	41,407
990459	P.Crabtree	Senior Fiscal Assistant	F12000	Controller's Office	SP	0.953	52.20	0.95	24,540	24,540	34,010
990018	R.Aguiar	Assistant Archivist	F12000	Controller's Office	SP	1.000	52.20	1.00	33,597	33,597	46,563
991820	R.Cartwright	Senior Fiscal Assistant	F12000	Controller's Office	SP	0.910	52.20	0.91	23,432	23,432	32,475
991417	R.Nina	Fiscal Assistant	F12000	Controller's Office	SP	1.000	52.20	1.00	25,750	25,750	35,687
981990	S.Kohnken	Accountant	F12000	Controller's Office	SP	0.893	52.20	0.89	37,469	37,469	51,929
992197	S.Reeves	Accountant	F12000	Controller's Office	SP	0.800	52.20	0.80	27,830	27,830	38,570
992280	S.White	Accountant	F12000	Controller's Office	SP	1.000	52.20	1.00	32,960	32,960	45,680
990842	S.Young	Fiscal Assistant	F12000	Controller's Office	SP	0.820	52.20	0.82	20,500	20,500	28,411
992063	T.Collie	Executive Secretary	F12000	Controller's Office	SP	1.000	52.20	1.00	30,000	30,000	41,577
991250	T.Gowe	Acct., Collect/Fee Petitions	F12000	Controller's Office	SP	1.000	52.20	1.00	25,000	25,000	34,648
			F12000 Total			41.884		41.88	1,641,104	1,641,104	2,208,425
991473	A.Montero	Assoc. Director Purchasing	F12500	Purchasing	AMP	1.000	52.20	1.00	60,000	60,000	78,000
991893	E.Schiff	Director Purchasing	F12500	Purchasing	AMP	0.750	52.20	0.75	60,000	60,000	78,000
992037	N.Toropainen	Coordinator Purchasing	F12500	Purchasing	AMP	1.000	52.20	1.00	38,394	38,394	49,913
991220	S.Saposnik	Coordinator Purchasing	F12500	Purchasing	AMP	1.000	52.20	1.00	41,200	41,200	53,560
991700	A.Prushansky	Senior Clerk	F12500	Purchasing	SP	1.000	52.20	1.00	25,750	25,750	35,687
990964	L.Hodgkin	Senior Purchasing Agent	F12500	Purchasing	SP	0.080	52.20	0.08	3,025	3,025	4,193
991365	L.Matzen	Office Manager	F12500	Purchasing	SP	1.000	52.20	1.00	33,890	33,890	46,969
990482	S.Cunningham	Senior Purchasing Agent	F12500	Purchasing	SP	1.000	52.20	1.00	38,762	38,762	53,721

**FLORIDA ATLANTIC UNIVERSITY
 DETAIL OF SALARIES
 2008-09 OPERATING BUDGET
 EDUCATION AND GENERAL**

Position Number	Employee Name	Job Title	Index Number	Department Title	Pay Plan	FTE	Budgeted Weeks	Person Years	Current Rate	Salary Dollars	Amount W/Benefits
991347	S.Marshall	Program Assistant	F12500	Purchasing	SP	1.000	52.20	1.00	26,715	26,715	37,025
			F12500 Total				7.830	7.83	327,736	327,736	437,068
991313	*** Unfilled ***	Stores/Receiving Clerk	F12501	Purchasing-Central Receiving	SP	1.000	52.20	1.00	19,489	0	0
			F12501 Total				1.000	1.00	19,489	0	0
993451	*** Unfilled ***	Clerk	S15005	Mailroom	SP	1.000	52.20	1.00	17,939	0	0
993473	*** Unfilled ***	Senior Clerk	S15005	Mailroom	SP	1.000	52.20	1.00	19,760	0	0
993474	*** Unfilled ***	Senior Clerk	S15005	Mailroom	SP	1.000	52.20	1.00	22,526	0	0
			S15005 Total				3.000	3.00	60,225	0	0
990083	*** Unfilled ***	Law Enforcement Lieutenant	S18000	University Police	AMP	1.000	52.20	1.00	57,596	57,596	74,875
992243	C.Lowe	Director Safety & Security	S18000	University Police	AMP	0.750	52.20	0.75	75,000	75,000	97,500
990199	C.Watson	Asst Dir, Admin Svcs	S18000	University Police	AMP	1.000	52.20	1.00	58,000	58,000	75,400
990788	J.Gifford	Coord, Administrative Svcs	S18000	University Police	AMP	1.000	52.20	1.00	41,725	41,725	54,243
990505	K.Totten	Deputy Chief	S18000	University Police	AMP	1.000	52.20	1.00	90,000	90,000	117,000
991866	L.Ervin	Law Enforcement Lieutenant	S18000	University Police	AMP	1.000	52.20	1.00	53,395	53,395	69,414
990017	M.Aguado	Lieutenant, Investigations	S18000	University Police	AMP	1.000	52.20	1.00	52,596	52,596	68,375
990230	N.Brecht	Records Coordinator	S18000	University Police	AMP	1.000	52.20	1.00	42,202	42,202	54,863
993464	S.Brammer	Law Enforcement Major	S18000	University Police	AMP	1.000	52.20	1.00	67,580	67,580	87,854
991420	T.Merritt	Law Enforcement Lieutenant	S18000	University Police	AMP	1.000	52.20	1.00	59,423	59,423	77,250
990245	*** Unfilled ***	Law Enforcement Corporal	S18000	University Police	SP	1.000	52.20	1.00	49,435	0	0
990936	*** Unfilled ***	Police Communications Operator	S18000	University Police	SP	1.000	52.20	1.00	33,930	33,930	47,024
990945	*** Unfilled ***	Law Enforcement Investigator	S18000	University Police	SP	1.000	52.20	1.00	50,301	0	0
991411	*** Unfilled ***	Law Enforcement Corporal	S18000	University Police	SP	1.000	52.20	1.00	46,355	46,355	64,244
991974	*** Unfilled ***	Law Enforcement Officer	S18000	University Police	SP	1.000	52.20	1.00	44,633	44,633	61,857
992477	*** Unfilled ***	Law Enforcement Officer	S18000	University Police	SP	0.600	52.20	0.60	23,320	0	0
981083	*** Unfilled ***	Law Enforcement Sergeant	S18000	University Police	SP	1.000	52.20	1.00	44,000	44,000	60,980
990843	*** Unfilled ***	Law Enforcement Sergeant	S18000	University Police	SP	1.000	52.20	1.00	49,165	0	0
991091	*** Unfilled ***	Law Enforcement Corporal	S18000	University Police	SP	-	52.20	-	0	0	0
991453	*** Unfilled ***	Law Enforcement Sergeant	S18000	University Police	SP	1.000	52.20	1.00	49,440	49,440	68,519
992397	*** Unfilled ***	Law Enforcement Officer	S18000	University Police	SP	0.450	52.20	0.45	0	0	0
992597	*** Unfilled ***	Senior Secretary	S18000	University Police	SP	1.000	52.20	1.00	21,143	0	0
992598	*** Unfilled ***	Law Enforcement Corporal	S18000	University Police	SP	0.650	52.20	0.65	19,790	0	0
992607	*** Unfilled ***	Senior Secretary	S18000	University Police	SP	1.000	52.20	1.00	28,000	28,000	38,806
991059	C.Stewart	Law Enforcement Corporal	S18000	University Police	SP	1.000	52.20	1.00	48,007	48,007	66,533
992293	C.Williams	Police Communications Operator	S18000	University Police	SP	1.000	52.20	1.00	33,741	33,741	46,762

**FLORIDA ATLANTIC UNIVERSITY
 DETAIL OF SALARIES
 2008-09 OPERATING BUDGET
 EDUCATION AND GENERAL**

Position Number	Employee Name	Job Title	Index Number	Department Title	Pay Plan	FTE	Budgeted Weeks	Person Years	Current Rate	Salary Dollars	Amount W/Benefits
990508	D.Darrell	Law Enforcement Officer	S18000	University Police	SP	1.000	52.20	1.00	43,340	43,340	60,065
990861	D.Paul	Law Enforcement Sergeant	S18000	University Police	SP	1.000	52.20	1.00	55,117	55,117	76,387
990880	E.Delancy	Law Enforcement Officer	S18000	University Police	SP	1.000	52.20	1.00	40,034	40,034	55,484
991226	G.Grande	Law Enforcement Officer	S18000	University Police	SP	1.000	52.20	1.00	41,475	41,475	57,481
992629	H.Pioquinto	Office Assistant	S18000	University Police	SP	1.000	52.20	1.00	35,000	35,000	48,507
992590	J.Ho	Law Enforcement Officer	S18000	University Police	SP	1.000	52.20	1.00	40,034	40,034	55,484
981084	J.McDowell	Law Enforcement Sergeant	S18000	University Police	SP	1.000	52.20	1.00	49,440	48,000	66,524
990313	J.Melvin	Law Enforcement Officer	S18000	University Police	SP	1.000	52.20	1.00	45,058	45,058	62,446
992154	L.Triolo	Police Communications Operator	S18000	University Police	SP	1.000	52.20	1.00	31,372	31,372	43,479
992021	M.Douglas	Law Enforcement Officer	S18000	University Police	SP	1.000	52.20	1.00	40,034	40,034	55,484
990449	M.Littleton	Law Enforcement Officer	S18000	University Police	SP	1.000	52.20	1.00	38,868	38,868	53,868
991131	R.Friedman	Law Enforcement Officer	S18000	University Police	SP	1.000	52.20	1.00	38,868	38,868	53,868
991577	R.Jonassaint	Police Communications Operator	S18000	University Police	SP	1.000	52.20	1.00	34,322	34,322	47,567
992589	R.Schaut	Law Enforcement Officer	S18000	University Police	SP	1.000	52.20	1.00	41,475	38,868	53,868
992476	T.Walden	Law Enforcement Officer	S18000	University Police	SP	1.000	52.20	1.00	40,034	40,034	55,484
981141	U.Boldin	Law Enforcement Officer	S18000	University Police	SP	1.000	52.20	1.00	40,034	38,868	53,868
990429	V.Williams	Law Enforcement Officer	S18000	University Police	SP	1.000	52.20	1.00	41,475	41,475	57,481
990557	W.Hernandez	Law Enforcement Sergeant	S18000	University Police	SP	1.000	52.20	1.00	52,417	50,991	70,669
S18000 Total						41.450		41.45	1,887,174	1,667,381	2,259,513
University Architect											
990586	*** Unfilled ***	Assoc. V.P. Univ. Architect	G10200	University Architect-Associate VP	AMP	1.000	52.20	1.00	122,191	0	0
991467	*** Unfilled ***	Coor. Facilities Planning	G10200	University Architect-Associate VP	AMP	1.000	52.20	1.00	34,977	0	0
990510	A.Dashtaki	Asst. VP, Facilities	G10200	University Architect-Associate VP	AMP	1.000	52.20	1.00	101,535	101,535	131,996
990729	T.Donaudy	Vice President Facilities	G10200	University Architect-Associate VP	AMP	1.000	52.20	1.00	150,000	150,000	195,000
990324	C.Capeletti	Sr. Administrative Assistant	G10200	University Architect-Associate VP	SP	1.000	52.20	1.00	53,500	53,500	74,146
991367	I.Mavrodin	Engineering Tech/Designer	G10200	University Architect-Associate VP	SP	1.000	52.20	1.00	47,473	47,473	65,793
G10200 Total						6.000		6.00	509,676	352,508	466,935
991983	*** Unfilled ***	Director Space Util. & Anal.	G10600	Space Utilization & Analysis	AMP	1.000	52.20	1.00	92,305	92,305	119,997
991295	K.Lowery	Computing Paraprofessional	G10600	Space Utilization & Analysis	AMP	1.000	52.20	1.00	61,000	61,000	79,300
990397	S.Clounts	Asst Dir Space Util & Analysis	G10600	Space Utilization & Analysis	AMP	1.000	52.20	1.00	57,200	57,200	74,360
991305	B.Torrejon	Computer Support Analyst	G10600	Space Utilization & Analysis	SP	1.000	52.20	1.00	33,170	33,170	45,971
990033	C.Mavrodin	Program Assistant	G10600	Space Utilization & Analysis	SP	1.000	52.20	1.00	30,060	30,060	41,661
991978	H.Kennedy	Office Assistant	G10600	Space Utilization & Analysis	SP	1.000	52.20	1.00	27,505	27,505	38,120
G10600 Total						6.000		6.00	301,240	301,240	399,409

**FLORIDA ATLANTIC UNIVERSITY
 DETAIL OF SALARIES
 2008-09 OPERATING BUDGET
 EDUCATION AND GENERAL**

Position Number	Employee Name	Job Title	Index Number	Department Title	Pay Plan	FTE	Budgeted Weeks	Person Years	Current Rate	Salary Dollars	Amount W/Benefits
991759	E.Kraft	Project Manager	G14000	Facilities Planning	AMP	1.000	52.20	1.00	58,000	58,000	75,400
992441	H.Smith	Coor. Facilities Planning	G14000	Facilities Planning	AMP	1.000	52.20	1.00	57,363	57,363	74,572
990118	J.Baruch	Assoc. Director Facil. Plan.	G14000	Facilities Planning	AMP	1.000	52.20	1.00	70,097	70,097	91,127
991984	J.Rosen	Coord, Administrative Svcs	G14000	Facilities Planning	AMP	1.000	52.20	1.00	54,000	54,000	70,200
992596	J.Schultz	Project Manager	G14000	Facilities Planning	AMP	1.000	52.20	1.00	65,000	65,000	84,500
990142	L.Forster	Project Manager	G14000	Facilities Planning	AMP	1.000	52.20	1.00	58,000	58,000	75,400
990238	P.Brida	Project Manager	G14000	Facilities Planning	AMP	1.000	52.20	1.00	59,775	59,775	77,708
991533	R.Nelson	Director Facilities Planning	G14000	Facilities Planning	AMP	1.000	52.20	1.00	95,368	95,368	123,979
991711	R.Richman	Assoc. Director Facil. Plan,	G14000	Facilities Planning	AMP	1.000	52.20	1.00	90,000	90,000	117,000
990633	V.Elliott	Operational Paraprofessional	G14000	Facilities Planning	AMP	1.000	52.20	1.00	53,051	53,051	68,967
990411	C.Collins	Accountant	G14000	Facilities Planning	SP	1.000	52.20	1.00	32,781	32,781	45,432
990766	C.Garozzo	Senior Accountant	G14000	Facilities Planning	SP	1.000	52.20	1.00	48,218	48,218	66,826
990814	C.Goldstein	Senior Secretary	G14000	Facilities Planning	SP	1.000	52.20	1.00	25,731	25,731	35,661
		G14000 Total				13.000		13.00	767,384	767,384	1,006,772
980447	*** Unfilled ***	Diving/Boating Safety Ofc.	G14100	Environmental Health & Safety	AMP	1.000	52.20	1.00	80,266	80,266	104,346
992931	*** Unfilled ***	Coor. Env. Health & Safety	G14100	Environmental Health & Safety	AMP	0.750	52.20	0.75	42,022	0	0
993066	*** Unfilled ***	Coor. Env. Health & Safety	G14100	Environmental Health & Safety	AMP	1.000	52.20	1.00	48,000	0	0
981511	C.Young	Risk Manager	G14100	Environmental Health & Safety	AMP	0.580	52.20	0.58	43,500	43,500	56,550
992238	D.Ward	Coor. Env. Health & Safety	G14100	Environmental Health & Safety	AMP	0.250	52.20	0.25	14,007	14,007	18,210
991007	H.Hutchinson	Coor. Env. Health & Safety	G14100	Environmental Health & Safety	AMP	1.000	52.20	1.00	54,969	54,969	71,460
991546	M.Nistico	Coor. Env. Health & Safety	G14100	Environmental Health & Safety	AMP	1.000	52.20	1.00	51,315	51,315	66,710
980562	P.Wood	AdmPara	G14100	Environmental Health & Safety	AMP	1.000	52.20	1.00	42,000	42,000	54,600
981781	S.Sookhoo	Coor. Env. Health & Safety	G14100	Environmental Health & Safety	AMP	1.000	52.20	1.00	52,800	52,800	68,640
981030	T.Bradley	Director	G14100	Environmental Health & Safety	AMP	1.000	52.20	1.00	66,180	66,180	86,034
980451	T.Cantor	TechPara	G14100	Environmental Health & Safety	AMP	1.000	52.20	1.00	38,000	38,000	49,400
990776	T.Geleta	Coor. Env. Health & Safety	G14100	Environmental Health & Safety	AMP	1.000	52.20	1.00	56,033	56,033	72,843
991194	W.Landowski	Director Env. Health & Safety	G14100	Environmental Health & Safety	AMP	1.000	52.20	1.00	109,176	109,176	141,929
993324	*** Unfilled ***	Maintenance Support Worker	G14100	Environmental Health & Safety	SP	1.000	52.20	1.00	31,357	0	0
993386	*** Unfilled ***	Senior Environmental/Hlth Spec	G14100	Environmental Health & Safety	SP	1.000	52.20	1.00	35,669	0	0
993425	*** Unfilled ***	Senior Environmental/Hlth Spec	G14100	Environmental Health & Safety	SP	1.000	52.20	1.00	53,340	0	0
981512	C.Jasper	Program Assistant	G14100	Environmental Health & Safety	SP	1.000	52.20	1.00	30,979	30,979	42,934
		G14100 Total				15.580		15.58	849,613	639,225	833,656
981682	*** Unfilled ***	Coor. Advancement/Alumni Affs	G70000	University Architect's Office	AMP	1.000	52.20	1.00	58,845	0	0
992389	*** Unfilled ***	Coordinator Academic Programs	G70000	University Architect's Office	AMP	0.200	52.20	0.20	7,212	0	0

**FLORIDA ATLANTIC UNIVERSITY
 DETAIL OF SALARIES
 2008-09 OPERATING BUDGET
 EDUCATION AND GENERAL**

Position Number	Employee Name	Job Title	Index Number	Department Title	Pay Plan	FTE	Budgeted Weeks	Person Years	Current Rate	Salary Dollars	Amount W/Benefits
993143	*** Unfilled ***	Coor. Construction Projects	G70000	University Architect's Office	AMP	12.050	52.20	12.05	29,646	0	0
993299	*** Unfilled ***	Coor. Acad. Support Services	G70000	University Architect's Office	AMP	1.000	52.20	1.00	29,921	0	0
993427	*** Unfilled ***	Coor. Facilities Planning	G70000	University Architect's Office	AMP	1.000	52.20	1.00	50,000	0	0
991992	*** Unfilled ***	Executive Secretary	G70000	University Architect's Office	SP	1.000	52.20	1.00	34,918	0	0
992535	*** Unfilled ***	Administrative Assistant	G70000	University Architect's Office	SP	0.050	52.20	0.05	961	0	0
993051	*** Unfilled ***	Clerical Aid	G70000	University Architect's Office	SP	1.000	52.20	1.00	18,186	0	0
993080	*** Unfilled ***	Laborer	G70000	University Architect's Office	SP	1.000	52.20	1.00	14,809	0	0
993117	*** Unfilled ***	Clerk	G70000	University Architect's Office	SP	1.000	52.20	1.00	17,154	0	0
993144	*** Unfilled ***	Administrative Assistant	G70000	University Architect's Office	SP	1.000	52.20	1.00	39,688	0	0
993179	*** Unfilled ***	Maintenance Supervisor	G70000	University Architect's Office	SP	1.000	52.20	1.00	23,523	0	0
993180	*** Unfilled ***	Utilities Supervisor	G70000	University Architect's Office	SP	1.000	52.20	1.00	23,523	0	0
993189	*** Unfilled ***	Maintenance Mechanic	G70000	University Architect's Office	SP	1.000	52.20	1.00	21,470	0	0
993212	*** Unfilled ***	Maintenance Support Worker	G70000	University Architect's Office	SP	1.000	52.20	1.00	20,995	0	0
993213	*** Unfilled ***	Maintenance Support Worker	G70000	University Architect's Office	SP	1.000	52.20	1.00	20,995	0	0
993214	*** Unfilled ***	Maintenance Support Worker	G70000	University Architect's Office	SP	1.000	52.20	1.00	20,987	0	0
993215	*** Unfilled ***	Maintenance Support Worker	G70000	University Architect's Office	SP	1.000	52.20	1.00	17,553	0	0
993216	*** Unfilled ***	Maintenance Support Worker	G70000	University Architect's Office	SP	1.000	52.20	1.00	17,553	0	0
993217	*** Unfilled ***	Maintenance Support Worker	G70000	University Architect's Office	SP	1.000	52.20	1.00	17,553	0	0
993218	*** Unfilled ***	Maintenance Support Worker	G70000	University Architect's Office	SP	1.000	52.20	1.00	17,553	0	0
993219	*** Unfilled ***	Maintenance Support Worker	G70000	University Architect's Office	SP	1.000	52.20	1.00	17,553	0	0
993220	*** Unfilled ***	Maintenance Support Worker	G70000	University Architect's Office	SP	1.000	52.20	1.00	17,553	0	0
993316	*** Unfilled ***	Clerical Aid	G70000	University Architect's Office	SP	1.000	52.20	1.00	15,096	0	0
993319	*** Unfilled ***	Maintenance Support Worker	G70000	University Architect's Office	SP	1.000	52.20	1.00	21,471	0	0
993320	*** Unfilled ***	Maintenance Support Worker	G70000	University Architect's Office	SP	1.000	52.20	1.00	21,471	0	0
993321	*** Unfilled ***	Maintenance Support Worker	G70000	University Architect's Office	SP	1.000	52.20	1.00	18,362	0	0
993322	*** Unfilled ***	Maintenance Support Worker	G70000	University Architect's Office	SP	1.000	52.20	1.00	45,000	0	0
993323	*** Unfilled ***	Maintenance Support Worker	G70000	University Architect's Office	SP	1.000	52.20	1.00	45,000	0	0
993325	*** Unfilled ***	Maintenance Support Worker	G70000	University Architect's Office	SP	-	52.20	-	11,973	0	0
993411	*** Unfilled ***	Maintenance Mechanic	G70000	University Architect's Office	SP	1.000	52.20	1.00	24,465	0	0
993453	*** Unfilled ***	Maintenance Mechanic	G70000	University Architect's Office	SP	1.000	52.20	1.00	24,445	0	0
			G70000 Total			40.300		40.30	765,434	0	0
990465	E.Cross	Asst. Director Physical Plant	G70002	Director Of Physical Plant	AMP	0.750	52.20	0.75	50,616	50,616	65,801
991889	J.Singer	Director Physical Plant	G70002	Director Of Physical Plant	AMP	1.000	52.20	1.00	101,662	101,662	132,161
992168	L.Ulstein	Asst. Director Physical Plant	G70002	Director Of Physical Plant	AMP	1.000	52.20	1.00	67,025	67,025	87,133

**FLORIDA ATLANTIC UNIVERSITY
 DETAIL OF SALARIES
 2008-09 OPERATING BUDGET
 EDUCATION AND GENERAL**

Position Number	Employee Name	Job Title	Index Number	Department Title	Pay Plan	FTE	Budgeted Weeks	Person Years	Current Rate	Salary Dollars	Amount W/Benefits
990148	M.Bell	Grounds Operations Manager	G70002	Director Of Physical Plant	AMP	1.000	52.20	1.00	57,156	57,156	74,303
993377	*** Unfilled ***	Contruction Project Specialist	G70002	Director Of Physical Plant	SP	1.000	52.20	1.00	43,678	0	0
991485	A.Werner	Office Assistant	G70002	Director Of Physical Plant	SP	1.000	52.20	1.00	34,763	34,763	48,179
991912	B.Schultz	Executive Secretary	G70002	Director Of Physical Plant	SP	1.000	52.20	1.00	38,160	38,160	52,886
993380	L.Silva	Executive Secretary	G70002	Director Of Physical Plant	SP	1.000	52.20	1.00	39,011	39,011	54,066
992030	S.Squire	Office Manager	G70002	Director Of Physical Plant	SP	1.000	52.20	1.00	45,261	45,261	62,728
990419	T.Cone	Project Specialist	G70002	Director Of Physical Plant	SP	1.000	52.20	1.00	54,565	54,565	75,622
991788	W.Robinson	Computer Programmer/Analyst	G70002	Director Of Physical Plant	SP	1.000	52.20	1.00	39,079	39,079	54,160
G70002 Total						10.750		10.75	570,976	527,298	707,039
992530	*** Unfilled ***	Secretary	G70007	Personnel,Compensation,Insurance	SP	1.000	52.20	1.00	55,233	0	0
993147	*** Unfilled ***	Office Assistant	G70007	Personnel,Compensation,Insurance	SP	2.920	52.20	2.92	40,757	0	0
G70007 Total						3.920		3.92	95,990	0	0
992927	*** Unfilled ***	Maintenance Mechanic	G71000	Maintenance Department	SP	1.000	52.20	1.00	21,470	0	0
993070	*** Unfilled ***	Laborer	G71000	Maintenance Department	SP	1.000	52.20	1.00	14,826	0	0
993071	*** Unfilled ***	Laborer	G71000	Maintenance Department	SP	1.000	52.20	1.00	21,202	0	0
993072	*** Unfilled ***	Laborer	G71000	Maintenance Department	SP	1.000	52.20	1.00	25,000	0	0
993073	*** Unfilled ***	Laborer	G71000	Maintenance Department	SP	1.000	52.20	1.00	25,000	0	0
993074	*** Unfilled ***	Laborer	G71000	Maintenance Department	SP	1.000	52.20	1.00	25,000	0	0
993075	*** Unfilled ***	Laborer	G71000	Maintenance Department	SP	1.000	52.20	1.00	25,000	0	0
993076	*** Unfilled ***	Laborer	G71000	Maintenance Department	SP	1.000	52.20	1.00	25,000	0	0
993077	*** Unfilled ***	Laborer	G71000	Maintenance Department	SP	1.000	52.20	1.00	25,000	0	0
993078	*** Unfilled ***	Laborer	G71000	Maintenance Department	SP	1.000	52.20	1.00	25,000	0	0
993079	*** Unfilled ***	Laborer	G71000	Maintenance Department	SP	0.390	52.20	0.39	9,678	0	0
993124	*** Unfilled ***	Maintenance Mechanic	G71000	Maintenance Department	SP	0.600	52.20	0.60	13,259	0	0
993181	*** Unfilled ***	Custodial Supervisor	G71000	Maintenance Department	SP	1.000	52.20	1.00	20,995	0	0
993182	*** Unfilled ***	Custodial Worker	G71000	Maintenance Department	SP	1.000	52.20	1.00	20,995	0	0
993183	*** Unfilled ***	Custodial Worker	G71000	Maintenance Department	SP	1.000	52.20	1.00	20,995	0	0
993184	*** Unfilled ***	Electronic Technician	G71000	Maintenance Department	SP	1.000	52.20	1.00	20,995	0	0
993185	*** Unfilled ***	Electronic Technician	G71000	Maintenance Department	SP	1.000	52.20	1.00	20,995	0	0
993186	*** Unfilled ***	Maintenance Mechanic	G71000	Maintenance Department	SP	1.000	52.20	1.00	21,470	0	0
993187	*** Unfilled ***	Maintenance Mechanic	G71000	Maintenance Department	SP	1.000	52.20	1.00	21,470	0	0
993188	*** Unfilled ***	Maintenance Mechanic	G71000	Maintenance Department	SP	1.000	52.20	1.00	21,470	0	0
993384	*** Unfilled ***	Maint & Construction Supt	G71000	Maintenance Department	SP	1.000	52.20	1.00	40,165	0	0
993385	*** Unfilled ***	Maintenance Mechanic	G71000	Maintenance Department	SP	1.000	52.20	1.00	21,470	0	0

**FLORIDA ATLANTIC UNIVERSITY
 DETAIL OF SALARIES
 2008-09 OPERATING BUDGET
 EDUCATION AND GENERAL**

Position Number	Employee Name	Job Title	Index Number	Department Title	Pay Plan	FTE	Budgeted Weeks	Person Years	Current Rate	Salary Dollars	Amount W/Benefits
993387	*** Unfilled ***	Refrigeration Mechanic	G71000	Maintenance Department	SP	1.000	52.20	1.00	21,470	0	0
993389	*** Unfilled ***	Maintenance Mechanic	G71000	Maintenance Department	SP	1.000	52.20	1.00	21,470	0	0
993392	*** Unfilled ***	Maintenance Mechanic	G71000	Maintenance Department	SP	1.000	52.20	1.00	21,470	0	0
993394	*** Unfilled ***	Maintenance Mechanic	G71000	Maintenance Department	SP	1.000	52.20	1.00	21,470	0	0
993395	*** Unfilled ***	Maintenance Mechanic	G71000	Maintenance Department	SP	1.000	52.20	1.00	21,470	0	0
993396	*** Unfilled ***	Maintenance Mechanic	G71000	Maintenance Department	SP	1.000	52.20	1.00	21,470	0	0
993401	*** Unfilled ***	Maintenance Specialist	G71000	Maintenance Department	SP	1.000	52.20	1.00	23,523	0	0
993402	*** Unfilled ***	Maintenance Mechanic	G71000	Maintenance Department	SP	1.000	52.20	1.00	21,470	0	0
993405	*** Unfilled ***	Maintenance Supervisor	G71000	Maintenance Department	SP	1.000	52.20	1.00	28,728	0	0
993414	*** Unfilled ***	Maintenance Mechanic	G71000	Maintenance Department	SP	1.000	52.20	1.00	21,470	0	0
993415	*** Unfilled ***	Maintenance Mechanic	G71000	Maintenance Department	SP	1.000	52.20	1.00	21,470	0	0
993421	*** Unfilled ***	Maintenance Mechanic	G71000	Maintenance Department	SP	1.000	52.20	1.00	21,470	0	0
993424	*** Unfilled ***	Maintenance Supervisor	G71000	Maintenance Department	SP	1.000	52.20	1.00	29,583	0	0
993457	*** Unfilled ***	Office Assistant	G71000	Maintenance Department	SP	1.000	52.20	1.00	20,760	0	0
993466	*** Unfilled ***	Maintenance Specialist	G71000	Maintenance Department	SP	1.000	52.20	1.00	23,523	0	0
993467	*** Unfilled ***	Maintenance Mechanic	G71000	Maintenance Department	SP	1.000	52.20	1.00	21,470	0	0
993471	*** Unfilled ***	Senior Stores/Rec. Clerk	G71000	Maintenance Department	SP	1.000	52.20	1.00	18,173	0	0
			G71000 Total			37.990		37.99	866,915	0	0
990654	*** Unfilled ***	Custodial Worker	G72000	Custodial Services Department	SP	1.000	52.20	1.00	21,725	0	0
990994	*** Unfilled ***	Asst Custodial Services Supt	G72000	Custodial Services Department	SP	1.000	52.20	1.00	28,055	0	0
991002	*** Unfilled ***	Custodial Worker	G72000	Custodial Services Department	SP	1.000	52.20	1.00	20,835	0	0
991041	*** Unfilled ***	Custodial Worker	G72000	Custodial Services Department	SP	1.000	52.20	1.00	23,356	0	0
991437	*** Unfilled ***	Custodial Worker	G72000	Custodial Services Department	SP	1.000	52.20	1.00	21,125	0	0
991447	*** Unfilled ***	Maintenance Support Worker	G72000	Custodial Services Department	SP	1.000	52.20	1.00	22,523	0	0
991681	*** Unfilled ***	Custodial Worker	G72000	Custodial Services Department	SP	1.000	52.20	1.00	25,280	0	0
992300	*** Unfilled ***	Custodial Worker	G72000	Custodial Services Department	SP	1.000	52.20	1.00	24,724	0	0
992599	*** Unfilled ***	Custodial Supervisor	G72000	Custodial Services Department	SP	1.000	52.20	1.00	23,914	0	0
992600	*** Unfilled ***	Custodial Supervisor	G72000	Custodial Services Department	SP	1.000	52.20	1.00	28,201	0	0
992950	*** Unfilled ***	Custodial Worker	G72000	Custodial Services Department	SP	1.000	52.20	1.00	19,524	0	0
993418	*** Unfilled ***	Custodial Worker	G72000	Custodial Services Department	SP	1.000	52.20	1.00	19,828	0	0
993444	*** Unfilled ***	Custodial Worker	G72000	Custodial Services Department	SP	1.000	52.20	1.00	25,011	0	0
993455	*** Unfilled ***	Custodial Supervisor	G72000	Custodial Services Department	SP	1.000	52.20	1.00	25,955	0	0
990256	A.Brown	Senior Custodial Worker	G72000	Custodial Services Department	SP	1.000	52.20	1.00	27,129	27,129	37,599
990883	A.Haggins	Custodial Worker	G72000	Custodial Services Department	SP	1.000	52.20	1.00	23,719	23,719	32,873

**FLORIDA ATLANTIC UNIVERSITY
 DETAIL OF SALARIES
 2008-09 OPERATING BUDGET
 EDUCATION AND GENERAL**

Position Number	Employee Name	Job Title	Index Number	Department Title	Pay Plan	FTE	Budgeted Weeks	Person Years	Current Rate	Salary Dollars	Amount W/Benefits
990425	C.Cook	Custodial Worker	G72000	Custodial Services Department	SP	1.000	52.20	1.00	28,705	28,705	39,783
990738	C.Fulton	Custodial Worker	G72000	Custodial Services Department	SP	1.000	52.20	1.00	30,625	30,625	42,444
990794	E.Gilyard	Custodial Supervisor	G72000	Custodial Services Department	SP	1.000	52.20	1.00	28,208	28,208	39,094
991006	E.Hunte	Custodial Worker	G72000	Custodial Services Department	SP	1.000	52.20	1.00	24,383	24,383	33,793
991849	E.Saint-Hilaire	Custodial Worker	G72000	Custodial Services Department	SP	1.000	52.20	1.00	24,383	24,383	33,793
992330	E.Wynter	Custodial Worker	G72000	Custodial Services Department	SP	1.000	52.20	1.00	23,350	23,350	32,361
991068	J.Joseph	Custodial Worker	G72000	Custodial Services Department	SP	1.000	52.20	1.00	24,503	24,503	33,959
990930	K.Heaven	Custodial Worker	G72000	Custodial Services Department	SP	1.000	52.20	1.00	23,402	23,402	32,433
991072	L.Josey	Custodial Worker	G72000	Custodial Services Department	SP	1.000	52.20	1.00	25,060	25,060	34,731
990551	M.Devall	Custodial Worker	G72000	Custodial Services Department	SP	1.000	52.20	1.00	23,182	23,182	32,128
991651	M.Phillips	Custodial Worker	G72000	Custodial Services Department	SP	1.000	52.20	1.00	23,506	23,506	32,577
991858	P.Pierre	Custodial Worker	G72000	Custodial Services Department	SP	1.000	52.20	1.00	23,064	23,064	31,965
990595	R.Dorlizier	Custodial Worker	G72000	Custodial Services Department	SP	1.000	52.20	1.00	24,383	24,383	33,793
990851	R.Gray	Custodial Worker	G72000	Custodial Services Department	SP	1.000	52.20	1.00	24,057	24,057	33,341
990104	S.Banks	Custodial Worker	G72000	Custodial Services Department	SP	1.000	52.20	1.00	25,371	25,371	35,162
991790	S.Rock	Custodial Worker	G72000	Custodial Services Department	SP	1.000	52.20	1.00	24,689	24,689	34,217
991396	V.McKenzie	Custodial Worker	G72000	Custodial Services Department	SP	1.000	52.20	1.00	23,064	23,064	31,965
			G72000 Total			33.000		33.00	804,839	474,783	658,011
993099	*** Unfilled ***	Senior Custodial Supervisor	G72100	Custodial - Maintenance Contract	SP	1.000	52.20	1.00	18,642	0	0
993100	*** Unfilled ***	Custodial Supervisor	G72100	Custodial - Maintenance Contract	SP	1.000	52.20	1.00	16,530	0	0
993101	*** Unfilled ***	Custodial Worker	G72100	Custodial - Maintenance Contract	SP	7.380	52.20	7.38	66,582	0	0
993379	*** Unfilled ***	Custodial Worker	G72100	Custodial - Maintenance Contract	SP	1.000	52.20	1.00	14,288	0	0
993413	*** Unfilled ***	Senior Custodial Worker	G72100	Custodial - Maintenance Contract	SP	1.000	52.20	1.00	16,015	0	0
993416	*** Unfilled ***	Senior Custodial Worker	G72100	Custodial - Maintenance Contract	SP	1.000	52.20	1.00	14,783	0	0
993417	*** Unfilled ***	Senior Custodial Worker	G72100	Custodial - Maintenance Contract	SP	1.000	52.20	1.00	14,783	0	0
993419	*** Unfilled ***	Senior Custodial Worker	G72100	Custodial - Maintenance Contract	SP	1.000	52.20	1.00	20,981	0	0
993420	*** Unfilled ***	Senior Custodial Worker	G72100	Custodial - Maintenance Contract	SP	1.000	52.20	1.00	14,783	0	0
993423	*** Unfilled ***	Senior Custodial Worker	G72100	Custodial - Maintenance Contract	SP	1.000	52.20	1.00	14,783	0	0
993426	*** Unfilled ***	Custodial Worker	G72100	Custodial - Maintenance Contract	SP	1.000	52.20	1.00	14,288	0	0
993428	*** Unfilled ***	Custodial Worker	G72100	Custodial - Maintenance Contract	SP	1.000	52.20	1.00	14,438	0	0
993429	*** Unfilled ***	Custodial Worker	G72100	Custodial - Maintenance Contract	SP	1.000	52.20	1.00	14,288	0	0
993430	*** Unfilled ***	Custodial Worker	G72100	Custodial - Maintenance Contract	SP	1.000	52.20	1.00	16,943	0	0
993431	*** Unfilled ***	Custodial Worker	G72100	Custodial - Maintenance Contract	SP	1.000	52.20	1.00	14,288	0	0
993432	*** Unfilled ***	Custodial Worker	G72100	Custodial - Maintenance Contract	SP	1.000	52.20	1.00	14,288	0	0

**FLORIDA ATLANTIC UNIVERSITY
 DETAIL OF SALARIES
 2008-09 OPERATING BUDGET
 EDUCATION AND GENERAL**

Position Number	Employee Name	Job Title	Index Number	Department Title	Pay Plan	FTE	Budgeted Weeks	Person Years	Current Rate	Salary Dollars	Amount W/Benefits
993433	*** Unfilled ***	Custodial Worker	G72100	Custodial - Maintenance Contract	SP	1.000	52.20	1.00	14,288	0	0
993434	*** Unfilled ***	Custodial Worker	G72100	Custodial - Maintenance Contract	SP	1.000	52.20	1.00	14,288	0	0
993435	*** Unfilled ***	Custodial Worker	G72100	Custodial - Maintenance Contract	SP	1.000	52.20	1.00	14,288	0	0
993436	*** Unfilled ***	Custodial Worker	G72100	Custodial - Maintenance Contract	SP	1.000	52.20	1.00	14,288	0	0
993437	*** Unfilled ***	Custodial Worker	G72100	Custodial - Maintenance Contract	SP	1.000	52.20	1.00	16,801	0	0
993438	*** Unfilled ***	Custodial Worker	G72100	Custodial - Maintenance Contract	SP	1.000	52.20	1.00	14,288	0	0
993439	*** Unfilled ***	Senior Custodial Worker	G72100	Custodial - Maintenance Contract	SP	1.000	52.20	1.00	14,783	0	0
993440	*** Unfilled ***	Custodial Worker	G72100	Custodial - Maintenance Contract	SP	1.000	52.20	1.00	14,288	0	0
993441	*** Unfilled ***	Custodial Worker	G72100	Custodial - Maintenance Contract	SP	1.000	52.20	1.00	14,335	0	0
993442	*** Unfilled ***	Custodial Worker	G72100	Custodial - Maintenance Contract	SP	1.000	52.20	1.00	14,288	0	0
993443	*** Unfilled ***	Custodial Worker	G72100	Custodial - Maintenance Contract	SP	1.000	52.20	1.00	18,319	0	0
993445	*** Unfilled ***	Custodial Worker	G72100	Custodial - Maintenance Contract	SP	1.000	52.20	1.00	14,288	0	0
993446	*** Unfilled ***	Custodial Worker	G72100	Custodial - Maintenance Contract	SP	1.000	52.20	1.00	14,288	0	0
993447	*** Unfilled ***	Custodial Worker	G72100	Custodial - Maintenance Contract	SP	1.000	52.20	1.00	14,288	0	0
993448	*** Unfilled ***	Custodial Worker	G72100	Custodial - Maintenance Contract	SP	1.000	52.20	1.00	14,288	0	0
993450	*** Unfilled ***	Custodial Supervisor	G72100	Custodial - Maintenance Contract	SP	1.000	52.20	1.00	16,530	0	0
993452	*** Unfilled ***	Custodial Worker	G72100	Custodial - Maintenance Contract	SP	1.000	52.20	1.00	14,288	0	0
993456	*** Unfilled ***	Clerk	G72100	Custodial - Maintenance Contract	SP	1.000	52.20	1.00	16,702	0	0
993475	*** Unfilled ***	Custodial Worker	G72100	Custodial - Maintenance Contract	SP	1.000	52.20	1.00	14,288	0	0
			G72100 Total			41.380		41.38	583,917	0	0
990015	*** Unfilled ***	Groundskeeper	G73000	Grounds Department	SP	1.000	52.20	1.00	21,085	0	0
990659	*** Unfilled ***	Maintenance Mechanic	G73000	Grounds Department	SP	1.000	52.20	1.00	30,782	0	0
991003	*** Unfilled ***	Senior Motor Vehicle Operator	G73000	Grounds Department	SP	1.000	52.20	1.00	26,252	0	0
991184	*** Unfilled ***	Groundskeeper	G73000	Grounds Department	SP	1.000	52.20	1.00	20,177	0	0
992468	*** Unfilled ***	Groundskeeper	G73000	Grounds Department	SP	1.000	52.20	1.00	18,474	0	0
992471	*** Unfilled ***	Groundskeeper	G73000	Grounds Department	SP	1.000	52.20	1.00	19,176	0	0
992603	*** Unfilled ***	Groundskeeper	G73000	Grounds Department	SP	1.000	52.20	1.00	18,474	0	0
992604	*** Unfilled ***	Laborer	G73000	Grounds Department	SP	1.000	52.20	1.00	19,560	0	0
992605	*** Unfilled ***	Groundskeeper	G73000	Grounds Department	SP	1.000	52.20	1.00	20,975	0	0
992940	*** Unfilled ***	Groundskeeper	G73000	Grounds Department	SP	-	52.20	-	14,469	0	0
993037	*** Unfilled ***	Groundskeeper	G73000	Grounds Department	SP	1.000	52.20	1.00	17,274	0	0
993043	*** Unfilled ***	Groundskeeper	G73000	Grounds Department	SP	1.000	52.20	1.00	17,274	0	0
993044	*** Unfilled ***	Groundskeeper	G73000	Grounds Department	SP	1.000	52.20	1.00	19,176	0	0
993422	*** Unfilled ***	Senior Groundskeeper	G73000	Grounds Department	SP	1.000	52.20	1.00	22,620	0	0

**FLORIDA ATLANTIC UNIVERSITY
 DETAIL OF SALARIES
 2008-09 OPERATING BUDGET
 EDUCATION AND GENERAL**

Position Number	Employee Name	Job Title	Index Number	Department Title	Pay Plan	FTE	Budgeted Weeks	Person Years	Current Rate	Salary Dollars	Amount W/Benefits
993458	*** Unfilled ***	Groundskeeper	G73000	Grounds Department	SP	1.000	52.20	1.00	18,577	0	0
993460	*** Unfilled ***	Motor Vehicle Operator	G73000	Grounds Department	SP	1.000	52.20	1.00	20,307	0	0
993462	*** Unfilled ***	Groundskeeper	G73000	Grounds Department	SP	1.000	52.20	1.00	16,829	0	0
993469	*** Unfilled ***	Maintenance Supervisor	G73000	Grounds Department	SP	1.000	52.20	1.00	27,383	0	0
992304	A.Willis	Groundskeeper	G73000	Grounds Department	SP	1.000	52.20	1.00	27,157	27,157	37,637
990696	E.Forbes	Senior Groundskeeper	G73000	Grounds Department	SP	1.000	52.20	1.00	36,108	36,108	50,043
993459	G.Adderly	Maintenance Support Worker	G73000	Grounds Department	SP	1.000	52.20	1.00	31,792	31,792	44,061
991063	H.Jones	Groundskeeper	G73000	Grounds Department	SP	1.000	52.20	1.00	27,564	27,564	38,201
990303	J.Caetano	Senior Motor Vehicle Operator	G73000	Grounds Department	SP	1.000	52.20	1.00	33,362	33,362	46,237
990911	J.Harris	Groundskeeper	G73000	Grounds Department	SP	1.000	52.20	1.00	27,157	27,157	37,637
990947	L.Herrington	Groundskeeper	G73000	Grounds Department	SP	1.000	52.20	1.00	28,823	28,823	39,946
990509	M.Darville	Maintenance Support Worker	G73000	Grounds Department	SP	1.000	52.20	1.00	35,813	35,813	49,634
991209	M.Laster	Senior Groundskeeper	G73000	Grounds Department	SP	1.000	52.20	1.00	44,567	44,567	61,766
991968	N.Shields	Maintenance Specialist	G73000	Grounds Department	SP	1.000	52.20	1.00	34,971	34,971	48,467
991478	O.Moore	Senior Motor Vehicle Operator	G73000	Grounds Department	SP	1.000	52.20	1.00	36,480	36,480	50,558
991479	S.Moore	Groundskeeper	G73000	Grounds Department	SP	1.000	52.20	1.00	26,755	26,755	37,080
991965	S.Shettlesworth	Groundskeeper	G73000	Grounds Department	SP	1.000	52.20	1.00	28,397	28,397	39,356
990357	Y.Cesar	Groundskeeper	G73000	Grounds Department	SP	1.000	52.20	1.00	27,977	27,977	38,774
			G73000 Total			31.000		31.00	815,787	446,923	619,397
992093	*** Unfilled ***	Engineering Project Coord.	G75000	Engineering and Utilities	AMP	1.000	52.20	1.00	49,469	49,469	64,310
990652	D.Evans	Operational Paraprofessional	G75000	Engineering and Utilities	AMP	1.000	52.20	1.00	49,370	49,370	64,181
990092	J.Baker	Dir., Engineering & Utilities	G75000	Engineering and Utilities	AMP	1.000	52.20	1.00	111,867	111,867	145,428
991462	J.Modlin	Assoc. Dir. Engin. & Utilities	G75000	Engineering and Utilities	AMP	1.000	52.20	1.00	83,548	83,548	108,613
991733	J.Redhead	Coor. Engin. & Utilities	G75000	Engineering and Utilities	AMP	1.000	52.20	1.00	61,150	61,150	79,495
981011	M.Huhta	Eng. Project Coordinator	G75000	Engineering and Utilities	AMP	1.000	52.20	1.00	63,250	63,250	82,225
990078	*** Unfilled ***	Senior HVAC Operator	G75000	Engineering and Utilities	SP	1.000	52.20	1.00	28,260	28,260	39,166
991957	*** Unfilled ***	Senior HVAC Operator	G75000	Engineering and Utilities	SP	1.000	52.20	1.00	37,000	37,000	51,279
992199	*** Unfilled ***	Maintenance Mechanic	G75000	Engineering and Utilities	SP	1.000	52.20	1.00	28,984	28,984	40,169
991568	A.Objjo	Office Assistant	G75000	Engineering and Utilities	SP	1.000	52.20	1.00	31,714	31,714	43,953
990494	A.Pizzuti	HVAC Operator	G75000	Engineering and Utilities	SP	1.000	52.20	1.00	24,012	24,012	33,279
991782	D.Robinson	Electronic Technician Supvr.	G75000	Engineering and Utilities	SP	1.000	52.20	1.00	40,894	40,894	56,675
991926	E.Scott	Senior Electronic Technician	G75000	Engineering and Utilities	SP	1.000	52.20	1.00	38,500	38,500	53,358
991843	F.Saenz	Maintenance Mechanic	G75000	Engineering and Utilities	SP	1.000	52.20	1.00	34,838	34,838	48,282
993378	G.Washburn	Maintenance Mechanic	G75000	Engineering and Utilities	SP	1.000	52.20	1.00	39,035	39,035	54,099

**FLORIDA ATLANTIC UNIVERSITY
 DETAIL OF SALARIES
 2008-09 OPERATING BUDGET
 EDUCATION AND GENERAL**

Position Number	Employee Name	Job Title	Index Number	Department Title	Pay Plan	FTE	Budgeted Weeks	Person Years	Current Rate	Salary Dollars	Amount W/Benefits
990780	J.Germann	Maintenance Mechanic	G75000	Engineering and Utilities	SP	1.000	52.20	1.00	29,313	29,313	40,625
991666	J.Pizzuti	Senior Electronic Technician	G75000	Engineering and Utilities	SP	1.000	52.20	1.00	35,750	35,750	49,546
993130	J.Swart	Maintenance Specialist	G75000	Engineering and Utilities	SP	1.000	52.20	1.00	39,140	39,140	54,245
992349	J.Zach	HVAC Operator	G75000	Engineering and Utilities	SP	1.000	52.20	1.00	30,983	30,983	42,940
990348	L.Kalemba	Maintenance Mechanic	G75000	Engineering and Utilities	SP	1.000	52.20	1.00	25,411	25,411	35,218
991065	M.Jones	Senior Accountant	G75000	Engineering and Utilities	SP	1.000	52.20	1.00	48,401	48,401	67,079
991567	M.Obiala	Maintenance Mechanic	G75000	Engineering and Utilities	SP	1.000	52.20	1.00	31,002	31,002	42,966
991536	T.Newell	Lead Maintenance Mechanic	G75000	Engineering and Utilities	SP	1.000	52.20	1.00	39,599	39,599	54,881
992608	T.Perillo	Maintenance Support Worker	G75000	Engineering and Utilities	SP	1.000	52.20	1.00	22,362	22,362	30,992
990071	W.Ashmun	Senior HVAC Operator	G75000	Engineering and Utilities	SP	1.000	52.20	1.00	37,792	37,792	52,376
			G75000 Total				25.000	25.00	1,061,644	1,061,644	1,435,380
992606	*** Unfilled ***	Asst. Auto Equipment Mechanic	G76000	Transportation Department	SP	1.000	52.20	1.00	19,671	0	0
993470	*** Unfilled ***	Auto Equipment Mechanic	G76000	Transportation Department	SP	1.000	52.20	1.00	20,515	0	0
990489	A.Cutrone	Auto/Marine Equip. Mech. Supvr	G76000	Transportation Department	SP	1.000	52.20	1.00	35,808	35,808	49,627
991451	M.Milojica	Asst. Auto Equipment Mechanic	G76000	Transportation Department	SP	1.000	52.20	1.00	26,270	26,270	36,408
			G76000 Total				4.000	4.00	102,264	62,078	86,035
992348	D.Zabel	Director	H00099	Environmental Health & Safety HBOI	AMP	1.000	52.20	1.00	80,000	80,000	104,000
990223	S.McLean	Coor. Env. Health & Safety	H00099	Environmental Health & Safety HBOI	AMP	1.000	52.20	1.00	48,000	48,000	62,400
981780	R.Matthews	Environ Health & Safety Spec	H00099	Environmental Health & Safety HBOI	SP	1.000	52.20	1.00	40,000	40,000	55,436
			H00099 Total				3.000	3.00	168,000	168,000	221,836
993081	*** Unfilled ***	Maintenance Support Worker	J70000	Associate Vice President Macarthur	SP	1.000	52.20	1.00	23,684	0	0
993082	*** Unfilled ***	Maintenance Support Worker	J70000	Associate Vice President Macarthur	SP	1.000	52.20	1.00	7,123	0	0
993083	*** Unfilled ***	Groundskeeper	J70000	Associate Vice President Macarthur	SP	1.000	52.20	1.00	22,123	0	0
993125	*** Unfilled ***	Maintenance Mechanic	J70000	Associate Vice President Macarthur	SP	1.000	52.20	1.00	2,173	0	0
			J70000 Total				4.000	4.00	55,103	0	0
993221	*** Unfilled ***	Maintenance Support Worker	J72000	Custodial - Jupiter	SP	1.000	52.20	1.00	20,995	0	0
			J72000 Total				1.000	1.00	20,995	0	0
993178	*** Unfilled ***	Custodial Supervisor	J73000	Ground Jupiter Campus	SP	1.000	52.20	1.00	20,995	0	0
			J73000 Total				1.000	1.00	20,995	0	0
			Honors College								
981526	D.Reeves	Asst. V.P. Dev't-No. Campuses	J00500	Development-Honors College	AMP	0.316	52.20	0.32	33,180	33,180	43,134
981259	M.Allen	Executive Secretary	J00500	Development-Honors College	SP	0.315	52.20	0.32	7,790	7,790	10,797
			J00500 Total				0.631	0.63	40,970	40,970	53,931
990499	G.Dampier	Business Manager	J10501	Budget Office - Honors College	AMP	1.000	52.20	1.00	51,119	51,119	66,455

**FLORIDA ATLANTIC UNIVERSITY
DETAIL OF SALARIES
2008-09 OPERATING BUDGET
EDUCATION AND GENERAL**

Position Number	Employee Name	Job Title	Index Number	Department Title	Pay Plan	FTE	Budgeted Weeks	Person Years	Current Rate	Salary Dollars	Amount W/Benefits
J10501 Total						1.000		1.00	51,119	51,119	66,455
991122	M.Metianu	Director Student Affairs	J20001	Student Services Honors College	AMP	1.000	52.20	1.00	47,500	47,500	61,750
J20001 Total						1.000		1.00	47,500	47,500	61,750
990689	D.Flanigan	Assoc. Director Acad. Supp. Sv	J30003	Dean Honors College	AMP	1.000	52.20	1.00	53,767	53,767	69,898
991405	J.Buller	Dean and Professor	J30003	Dean Honors College	FAC	1.000	52.20	1.00	150,000	150,000	190,365
981696	*** Unfilled ***	Secretary	J30003	Dean Honors College	SP	-	52.20	-	4,899	4,899	6,790
991570	*** Unfilled ***	Faculty Secretary	J30003	Dean Honors College	SP	1.000	52.20	1.00	21,000	0	0
981670	R.McCrary	Sr. Faculty Secretary	J30003	Dean Honors College	SP	1.000	52.20	1.00	25,000	25,000	34,648
991579	S.Ogden	Executive Secretary	J30003	Dean Honors College	SP	1.000	52.20	1.00	40,000	40,000	55,436
J30003 Total						5.000		5.00	294,666	273,666	357,137
991680	*** Unfilled ***	Dean and Professor	J30100	Associate Dean Honors College	FAC	1.000	52.20	1.00	122,049	0	0
992160	M.Tunick	Chairperson and Professor	J30100	Associate Dean Honors College	FAC	1.000	52.20	1.00	116,126	116,126	147,376
991147	A.Lachance	Program Assistant	J30100	Associate Dean Honors College	SP	1.000	52.20	1.00	29,755	29,755	41,238
990495	A.Machado	Program Assistant	J30100	Associate Dean Honors College	SP	1.000	52.20	1.00	24,150	24,150	33,470
J30100 Total						4.000		4.00	292,080	170,031	222,084
981873	*** Unfilled ***	Associate Professor	J30300	Summer Reserve Honors College	FAC	0.950	39.00	0.71	45,137	45,137	57,284
J30300 Total						0.950		0.71	45,137	45,137	57,284
993330	H.Edwards	Assistant Professor	J31101	English/Comparative Literature	FAC	1.000	39.00	0.75	45,359	45,359	57,566
990113	L.Barrett	Chair and Assoc. Professor	J31101	English/Comparative Literature	FAC	1.000	52.20	1.00	76,482	76,482	97,064
990908	M.Harrowood	Associate Professor	J31101	English/Comparative Literature	FAC	1.000	39.00	0.75	53,555	53,555	67,967
J31101 Total						3.000		2.49	175,396	175,396	222,597
991755	*** Unfilled ***	Instructor	J31200	Composition/Rhetoric Honors Col	FAC	-	.00	-	0	0	0
992263	C.Weisser	Associate Professor	J31200	Composition/Rhetoric Honors Col	FAC	1.000	39.00	0.75	59,916	59,916	76,040
J31200 Total						1.000		0.75	59,916	59,916	76,040
981143	*** Unfilled ***	Assistant Professor	J31300	Spanish,Lang.& Literature Honor	FAC	-	.00	-	0	0	0
993118	*** Unfilled ***	Instructor	J31300	Spanish,Lang.& Literature Honor	FAC	-	.00	-	0	0	0
993061	*** Unfilled ***	Assistant Professor	J31300	Spanish,Lang.& Literature Honor	FAC	1.000	39.00	0.75	42,186	0	0
990838	M.Gosser	Professor	J31300	Spanish,Lang.& Literature Honor	FAC	1.000	39.00	0.75	72,759	72,759	92,339
992190	M.Vazquez	Assistant Professor	J31300	Spanish,Lang.& Literature Honor	FAC	1.000	39.00	0.75	50,852	50,852	64,537
J31300 Total						3.000		2.24	165,797	123,611	156,876
990005	*** Unfilled ***	Associate Professor	J31400	Philosophy\Humanities - Honors	FAC	-	.00	-	0	0	0
993329	A.McLaughlin	Assistant Professor	J31400	Philosophy\Humanities - Honors	FAC	1.000	39.00	0.75	43,225	43,225	54,857
992279	D.White	Professor	J31400	Philosophy\Humanities - Honors	FAC	1.000	39.00	0.75	77,801	77,801	98,738
J31400 Total						2.000		1.49	121,026	121,026	153,595

**FLORIDA ATLANTIC UNIVERSITY
 DETAIL OF SALARIES
 2008-09 OPERATING BUDGET
 EDUCATION AND GENERAL**

Position Number	Employee Name	Job Title	Index Number	Department Title	Pay Plan	FTE	Budgeted Weeks	Person Years	Current Rate	Salary Dollars	Amount W/Benefits
993340	D.Lemeh	Assistant Professor	J31500	Art Honors College	FAC	1.000	39.00	0.75	46,611	46,611	59,155
993339	Y.Jiang	Assistant Professor	J31500	Art Honors College	FAC	1.000	39.00	0.75	46,611	46,611	59,155
				J31500 Total		2.000		1.49	93,222	93,222	118,310
993286	*** Unfilled ***	Instructor	J32101	History Honors College	FAC	-	39.00	-	0	0	0
990637	C.Ely	Associate Professor	J32101	History Honors College	FAC	1.000	39.00	0.75	55,721	55,721	70,716
992066	C.Strain	Associate Professor	J32101	History Honors College	FAC	1.000	39.00	0.75	52,796	52,796	67,004
				J32101 Total		2.000		1.49	108,517	108,517	137,720
993335	M.Sweet	Assistant Professor	J32200	Political Science Honors College	FAC	1.000	39.00	0.75	46,663	46,663	59,221
992042	T.Steigenga	Associate Professor	J32200	Political Science Honors College	FAC	1.000	39.00	0.75	60,420	60,420	76,680
				J32200 Total		2.000		1.49	107,083	107,083	135,901
990619	J.Earles	Associate Professor	J32300	Psychology Honors College	FAC	1.000	39.00	0.75	60,200	60,200	76,401
991197	K.Lanning	Associate Professor	J32300	Psychology Honors College	FAC	1.000	39.00	0.75	71,668	71,668	90,954
993338	L.Vernon	Assistant Professor	J32300	Psychology Honors College	FAC	1.000	39.00	0.75	54,000	54,000	68,532
				J32300 Total		3.000		2.24	185,868	185,868	235,887
991516	K.Jakee	Assistant Professor	J32400	Economics Honors College	FAC	1.000	39.00	0.75	72,361	72,361	91,834
993287	K.NurTegin	Assistant Professor	J32400	Economics Honors College	FAC	1.000	39.00	0.75	65,000	65,000	82,492
				J32400 Total		2.000		1.49	137,361	137,361	174,326
991550	W.Njambi	Associate Professor	J32500	Sociology Honors College	FAC	1.000	39.00	0.75	59,600	59,600	75,639
				J32500 Total		1.000		0.75	59,600	59,600	75,639
993336	J.Fewkes	Assistant Professor	J32600	Anthropology Honors College	FAC	1.000	39.00	0.75	42,129	42,129	53,466
993328	M.Taylor	Instructor	J32600	Anthropology Honors College	FAC	-	.00	-	0	0	0
990440	R.Corr	Associate Professor	J32600	Anthropology Honors College	FAC	1.000	39.00	0.75	54,649	54,649	69,356
				J32600 Total		2.000		1.49	96,778	96,778	122,822
990631	B.Kundalkar	Asst Dir, Acad. Supp Svcs	J33101	Chemistry Honors College	AMP	1.000	52.20	1.00	50,027	50,027	65,036
981674	C. Chandresekhar	Instructor	J33101	Chemistry Honors College	FAC	1.000	39.00	0.75	42,609	42,609	54,076
992003	E.Smith	Associate Professor	J33101	Chemistry Honors College	FAC	1.000	39.00	0.75	58,809	58,809	74,635
990285	M.Ivey	Assistant Professor	J33101	Chemistry Honors College	FAC	1.000	39.00	0.75	43,521	43,521	55,233
991465	V.Dragojlovic	Associate Professor	J33101	Chemistry Honors College	FAC	1.000	39.00	0.75	57,000	57,000	72,339
				J33101 Total		5.000		3.99	251,966	251,966	321,319
981832	*** Unfilled ***	Assistant Professor	J33200	Mathematics Honors College	FAC	-	.00	-	0	0	0
990688	*** Unfilled ***	Associate Professor	J33200	Mathematics Honors College	FAC	-	39.00	-	0	0	0
990151	E.Belogay	Assistant Professor	J33200	Mathematics Honors College	FAC	1.000	39.00	0.75	64,498	64,498	81,855
991100	R.Karr	Assistant Professor	J33200	Mathematics Honors College	FAC	1.000	39.00	0.75	50,182	50,182	63,686
990971	T.Hoim	Assistant Professor	J33200	Mathematics Honors College	FAC	1.000	39.00	0.75	52,215	52,215	66,267

**FLORIDA ATLANTIC UNIVERSITY
DETAIL OF SALARIES
2008-09 OPERATING BUDGET
EDUCATION AND GENERAL**

Position Number	Employee Name	Job Title	Index Number	Department Title	Pay Plan	FTE	Budgeted Weeks	Person Years	Current Rate	Salary Dollars	Amount W/Benefits
J33200 Total						3.000		2.24	166,895	166,895	211,808
991830	M.Hill	Assistant Professor	J33300	Physics Honors College	FAC	1.000	39.00	0.75	45,000	45,000	57,110
J33300 Total						1.000		0.75	45,000	45,000	57,110
991457	A.Mistik	Asst. Director Acad. Supp. Svc	J33400	Biology Honors College	AMP	1.000	52.20	1.00	45,934	45,934	59,715
991477	J.Moore	Associate Professor	J33400	Biology Honors College	FAC	1.000	39.00	0.75	60,390	60,390	76,641
992275	J.Wetterer	Professor	J33400	Biology Honors College	FAC	1.000	39.00	0.75	78,539	78,539	99,674
993334	N.Quintyne	Assistant Professor	J33400	Biology Honors College	FAC	1.000	39.00	0.75	49,753	49,753	63,142
991132	P.Kirchman	Chair and Assoc. Professor	J33400	Biology Honors College	FAC	0.995	52.20	1.00	84,110	84,110	106,745
J33400 Total						4.995		4.24	318,726	318,726	405,917
993062	*** Unfilled ***	Assistant Professor	J33500	Environmental Studies Honors Co	FAC	-	.00	-	0	0	0
991560	W.O'Brien	Assistant Professor	J33500	Environmental Studies Honors Co	FAC	1.000	39.00	0.75	55,985	55,985	71,051
J33500 Total						1.000		0.75	55,985	55,985	71,051
992070	A.Alvarez	Recruiter/Admissions Counselor	J50001	Admissions-Honors College	AMP	1.000	52.20	1.00	29,000	29,000	37,700
991807	K.Rosen	Director, Honors College Admis	J50001	Admissions-Honors College	AMP	1.000	52.20	1.00	61,857	61,857	80,415
990074	N.Maestri	Recruiter/Admis. Counselor	J50001	Admissions-Honors College	AMP	-	52.20	-	0	0	0
991693	S.Prior	Associate Director Admissions	J50001	Admissions-Honors College	AMP	1.000	52.20	1.00	41,699	41,699	54,209
991530	S.Soler	Ass't Dir. of Admissions	J50001	Admissions-Honors College	AMP	1.000	52.20	1.00	34,320	34,320	44,616
990098	J.Baxter	Admissions Assistant	J50001	Admissions-Honors College	SP	1.000	52.20	1.00	26,020	26,020	36,062
990383	J.Chwalik	Admissions Assistant	J50001	Admissions-Honors College	SP	1.000	52.20	1.00	27,602	27,602	38,254
J50001 Total						6.000		6.00	220,498	220,498	291,256
Jupiter											
980890	*** Unfilled ***	Coor., Special Events	J00601	Univ Relatns-Public Affrs-MacArthur	AMP	-	52.20	-	0	0	0
990774	M.Gearing	Director, Advance/Alumni Affs	J00601	Univ Relatns-Public Affrs-MacArthur	AMP	1.000	52.20	1.00	68,004	68,004	88,406
981057	*** Unfilled ***	Senior Secretary	J00601	Univ Relatns-Public Affrs-MacArthur	SP	1.000	52.20	-	0	0	0
981259	M.Allen	Executive Secretary	J00601	Univ Relatns-Public Affrs-MacArthur	SP	0.352	52.20	0.35	8,705	8,705	12,065
J00601 Total						2.352		1.35	76,709	76,709	100,471
990534	A.Ross	Academic Advisor	J06000	Academic Support-Jupiter	AMP	1.000	52.20	1.00	32,000	32,000	41,600
992087	J.Takeda	Director Academic Support Svcs	J06000	Academic Support-Jupiter	AMP	1.000	52.20	1.00	54,795	54,795	71,234
J06000 Total						2.000		2.00	86,795	86,795	112,834
990492	C.Ott	Dir., Campus Plan. & Admin.	J07007	V.P. Jupiter Enrollment Growth	AMP	1.000	52.20	1.00	62,000	62,000	80,600
991519	K.Murtaugh	Vice President	J07007	V.P. Jupiter Enrollment Growth	FAC	1.000	52.20	1.00	124,084	124,084	157,476
992396	*** Unfilled ***	Executive Secretary	J07007	V.P. Jupiter Enrollment Growth	SP	21.080	52.20	21.06	385,163	0	0
990215	J.Bowe	Executive Secretary	J07007	V.P. Jupiter Enrollment Growth	SP	1.000	52.20	1.00	33,944	33,944	47,043
990024	N.Ali	Senior Clerk	J07007	V.P. Jupiter Enrollment Growth	SP	1.000	52.20	1.00	25,221	25,221	34,954

**FLORIDA ATLANTIC UNIVERSITY
DETAIL OF SALARIES
2008-09 OPERATING BUDGET
EDUCATION AND GENERAL**

Position Number	Employee Name	Job Title	Index Number	Department Title	Pay Plan	FTE	Budgeted Weeks	Person Years	Current Rate	Salary Dollars	Amount W/Benefits
J07007 Total						25.080		25.06	630,412	245,249	320,073
980964	S.Deffendall	Coor. Acad. Support Services	J07011	Academic Support Services Macarthur	AMP	1.000	52.20	1.00	33,200	33,200	43,160
991242	*** Unfilled ***	Senior Secretary	J07011	Academic Support Services Macarthur	SP	-	52.20	-	0	0	0
991486	*** Unfilled ***	Senior Secretary	J07011	Academic Support Services Macarthur	SP	-	52.20	-	0	0	0
981209	J.Orlando	Executive Secretary	J07011	Academic Support Services Macarthur	SP	1.000	52.20	1.00	40,117	40,117	55,599
J07011 Total						2.000		2.00	73,317	73,317	98,759
990077	C.Atkinson	Director Bus/Fin Aux. Services	J10500	Budget Office-Northern Campuses	AMP	0.700	52.20	0.70	57,582	57,582	74,857
J10500 Total						0.700		0.70	57,582	57,582	74,857
991663	B.Pittman	Coordinator, Accounting	J12000	Cashier's Office-Jupiter	AMP	1.000	52.20	1.00	40,972	40,972	53,264
991784	S.Pinnock	Senior Fiscal Assistant	J12000	Cashier's Office-Jupiter	SP	1.000	52.20	1.00	25,780	25,780	35,729
J12000 Total						2.000		2.00	66,752	66,752	88,993
991111	*** Unfilled ***	Campus Postal Manager	J15004	Mail/Courier-Northern Campus-Lvl 4	SP	1.000	52.20	1.00	37,163	37,163	51,505
991958	*** Unfilled ***	Mail Room Clerk	J15004	Mail/Courier-Northern Campus-Lvl 4	SP	-	52.20	-	0	0	0
990131	L.Mc Millon	Mail Courier	J15004	Mail/Courier-Northern Campus-Lvl 4	SP	1.000	52.20	1.00	19,843	19,843	27,501
J15004 Total						2.000		2.00	57,006	57,006	79,006
992140	W.Boxer	Law Enforcement Captain	J18000	University Police-Jupiter	AMP	0.500	52.20	0.50	30,948	30,948	40,233
981025	*** Unfilled ***	Law Enforcement Sergeant	J18000	University Police-Jupiter	SP	-	52.20	-	0	0	0
981064	*** Unfilled ***	Law Enforcement Sergeant	J18000	University Police-Jupiter	SP	1.000	52.20	1.00	44,000	0	0
992464	B.Mastin	Law Enforcement Officer	J18000	University Police-Jupiter	SP	1.000	52.20	1.00	42,403	42,403	58,767
992305	B.Wilson	Law Enforcement Officer	J18000	University Police-Jupiter	SP	1.000	52.20	1.00	44,729	44,729	61,990
981549	R.Legere	Law Enforcement Officer	J18000	University Police-Jupiter	SP	1.000	52.20	1.00	42,927	42,927	59,493
992212	R.Voigt	Law Enforcement Sergeant	J18000	University Police-Jupiter	SP	1.000	52.20	1.00	56,098	56,098	77,747
981997	S.Broedel	Law Enforcement Corporal	J18000	University Police-Jupiter	SP	0.750	52.20	0.75	39,563	39,563	54,831
991439	T. Di Grazia	Law Enforcement Officer	J18000	University Police-Jupiter	SP	1.000	52.20	1.00	52,400	52,400	72,622
J18000 Total						7.250		7.25	353,068	309,068	425,683
991022	J.Isadore	Assoc. Dean Student Affairs	J20000	VP Student Affairs Jupiter	AMP	1.000	52.20	1.00	55,443	55,443	72,076
991827	D.Rudolph	Executive Secretary	J20000	VP Student Affairs Jupiter	SP	0.613	52.20	0.61	22,407	22,407	31,054
J20000 Total						1.613		1.61	77,850	77,850	103,130
992485	H.Bishara	Asst. Director Student Affairs	J21000	Student Activities Jupiter	AMP	1.000	52.20	1.00	34,000	34,000	44,200
J21000 Total						1.000		1.00	34,000	34,000	44,200
990622	S.Edens	Coor. Student Financial Aid	J24000	Student Financial Aid-Jupiter	AMP	1.000	52.20	1.00	35,741	35,741	46,464
992012	S.Snowwhite	Asst. Dir. Stud. Financial Aid	J24000	Student Financial Aid-Jupiter	AMP	1.000	52.20	1.00	43,260	43,260	56,238
991610	M.Pasquini	Senior Financial Aid Officer	J24000	Student Financial Aid-Jupiter	SP	1.000	52.20	1.00	29,236	29,236	40,519
J24000 Total						3.000		3.00	108,237	108,237	143,221

**FLORIDA ATLANTIC UNIVERSITY
DETAIL OF SALARIES
2008-09 OPERATING BUDGET
EDUCATION AND GENERAL**

Position Number	Employee Name	Job Title	Index Number	Department Title	Pay Plan	FTE	Budgeted Weeks	Person Years	Current Rate	Salary Dollars	Amount W/Benefits
990287	H.Burke-Sheridan	Assoc. Director Career Dev.	J25002	Student Placement	AMP	1.000	52.20	1.00	41,987	41,987	54,584
981036	L.Myrick	Program Assistant, Career Ctr.	J25002	Student Placement	SP	1.000	52.20	1.00	24,000	24,000	33,262
J25002 Total						2.000		2.00	65,987	65,987	87,846
981668	J.Kern	Asst. Dir., Diversity Stu. Svc	J27000	Diversity Student Services - Mac	AMP	1.000	52.20	1.00	34,500	34,500	44,850
J27000 Total						1.000		1.00	34,500	34,500	44,850
992036	K.Stanley	Assistant University Registrar	J30000	Registrar Jupiter	AMP	1.000	52.20	1.00	41,855	41,855	54,412
990346	*** Unfilled ***	Registrar Officer	J30000	Registrar Jupiter	SP	-	52.20	-	0	0	0
991987	L.Kellar	Registrar/Stu. Svcs. Asst.	J30000	Registrar Jupiter	SP	1.000	52.20	1.00	28,000	28,000	38,806
J30000 Total						2.000		2.00	69,855	69,855	93,218
990380	*** Unfilled ***	Assistant Librarian	J50003	Library Enrollment Growth-Jupiter	FAC	1.000	52.20	1.00	42,373	42,373	53,776
991813	*** Unfilled ***	Dept Head & Assoc Librarian	J50003	Library Enrollment Growth-Jupiter	FAC	3.220	52.20	3.22	24,606	24,606	31,228
991244	A.Spencer	Assistant Librarian	J50003	Library Enrollment Growth-Jupiter	FAC	1.000	52.20	1.00	40,000	40,000	50,764
990025	E.Allen	Dept Head & Asst Librarian	J50003	Library Enrollment Growth-Jupiter	FAC	1.000	52.20	1.00	56,957	56,957	72,285
990554	D.Arrieta	Senior Library Tech. Asst.	J50003	Library Enrollment Growth-Jupiter	SP	1.000	52.20	1.00	26,787	26,787	37,125
980910	M.Brown	Senior Library Tech. Asst.	J50003	Library Enrollment Growth-Jupiter	SP	0.550	52.20	0.55	16,083	16,083	22,290
981546	M.Judka	Senior Library Tech. Asst.	J50003	Library Enrollment Growth-Jupiter	SP	1.000	52.20	1.00	28,963	28,963	40,140
981225	R.Pasos	Senior Library Tech. Asst.	J50003	Library Enrollment Growth-Jupiter	SP	1.000	52.20	1.00	25,292	25,292	35,053
990068	W.Howerton	Senior Library Tech. Asst.	J50003	Library Enrollment Growth-Jupiter	SP	1.000	52.20	1.00	22,322	22,322	30,937
J50003 Total						10.770		10.77	283,383	283,383	373,598
991463	*** Unfilled ***	Coord, Admissions/Registration	J50005	Admissions Jupiter	AMP	-	52.20	-	0	0	0
991909	M.Moffett	Asst Dir, Admissions-Jupiter	J50005	Admissions Jupiter	AMP	1.000	52.20	1.00	36,000	36,000	46,800
992443	K.Thomas	Admission/Registrar Officer	J50005	Admissions Jupiter	SP	1.000	52.20	1.00	28,000	28,000	38,806
J50005 Total						2.000		2.00	64,000	64,000	85,606
992299	J.Williams	Maintenance Specialist	J76000	Transportation Jupiter	SP	1.000	52.20	1.00	41,640	41,640	57,709
990541	R.Demarco	Campus Services Staff	J76000	Transportation Jupiter	SP	1.000	52.20	1.00	23,084	23,084	31,993
J76000 Total						2.000		2.00	64,724	64,724	89,702
Treasure Coast											
980629	K.Leveille	Office Manager	K05000	Non-Resident Instruction TreasCoast	SP	1.000	52.20	1.00	28,022	28,022	38,836
K05000 Total						1.000		1.00	28,022	28,022	38,836
991140	R.Currier	Senior Secretary	K05300	Treasure Coast Center	SP	1.000	52.20	1.00	23,000	23,000	31,876
K05300 Total						1.000		1.00	23,000	23,000	31,876
991873	B.Sargent	Director Academic Support Svcs	K05302	Treasure Coast Enrollment Growth	AMP	1.000	52.20	1.00	67,641	67,641	87,934
991183	G.McPherson	Vice President Treasure Coast	K05302	Treasure Coast Enrollment Growth	AMP	1.000	52.20	1.00	129,524	129,524	168,382
991272	J.Liquori	Administrative Assistant	K05302	Treasure Coast Enrollment Growth	SP	1.000	52.20	1.00	42,620	42,620	59,068

**FLORIDA ATLANTIC UNIVERSITY
 DETAIL OF SALARIES
 2008-09 OPERATING BUDGET
 EDUCATION AND GENERAL**

Position Number	Employee Name	Job Title	Index Number	Department Title	Pay Plan	FTE	Budgeted Weeks	Person Years	Current Rate	Salary Dollars	Amount W/Benefits
K05302 Total						3.000		3.00	239,785	239,785	315,384
981087	*** Unfilled ***	Coor. Acad. Support Services	K05304	Treasure Coast Campus Expansion	AMP	7.000	52.20	7.00	280,000	0	0
981066	*** Unfilled ***	Professor	K05304	Treasure Coast Campus Expansion	FAC	3.290	52.20	3.29	618,328	0	0
981086	*** Unfilled ***	Senior Secretary	K05304	Treasure Coast Campus Expansion	SP	4.680	52.20	4.68	228,082	0	0
K05304 Total						14.970		14.97	1,126,410	0	0
990035	H.Gutman-Gershkovich	Director, Academic Programs	K06000	Graduate / Undergraduate Program	AMP	1.000	52.20	1.00	39,000	39,000	50,700
K06000 Total						1.000		1.00	39,000	39,000	50,700
990077	C.Atkinson	Director Bus/Fin Aux. Services	K10500	Budget - TCC	AMP	0.300	52.20	0.30	24,678	24,678	32,082
K10500 Total						0.300		0.30	24,678	24,678	32,082
991505	L.Mueller	Senior Fiscal Assistant	K12000	Controller's Office Treasure Coast	SP	1.000	52.20	1.00	33,617	33,617	46,590
980920	M.Guerrierie	Accountant	K12000	Controller's Office Treasure Coast	SP	1.000	52.20	1.00	28,023	28,023	38,838
K12000 Total						2.000		2.00	61,640	61,640	85,428
980887	T.Crittenden	Campus Mailroom Clerk/Courier	K15000	Mail / Courier Treasure Coast	SP	1.000	52.20	1.00	22,314	22,314	30,925
K15000 Total						1.000		1.00	22,314	22,314	30,925
990335	C.Perry	Director, Univ Rel/Pub Affs	K17001	University Advancement TCC	AMP	1.000	52.20	1.00	55,000	55,000	71,500
K17001 Total						1.000		1.00	55,000	55,000	71,500
993041	*** Unfilled ***	Assistant Professor	K17002	VP Reserve Account - TCC	FAC	10.453	39.00	7.81	176,231	0	0
980685	*** Unfilled ***	Senior Secretary	K17002	VP Reserve Account - TCC	SP	1.000	52.20	1.00	25,254	0	0
K17002 Total						11.453		8.81	201,485	0	0
990221	J.Aylor	Devel Ofc, Treasure Coast	K17005	Development Alumni Relations TCC	AMP	0.500	52.20	0.50	41,250	41,250	53,625
K17005 Total						0.500		0.50	41,250	41,250	53,625
992140	W.Boxer	Law Enforcement Captain	K18000	University Police Treasure Coast	AMP	0.500	52.20	0.50	30,948	30,948	40,233
981063	*** Unfilled ***	Law Enforcement Sergeant	K18000	University Police Treasure Coast	SP	-	52.20	-	0	0	0
990130	G.Beach	Police Service Technician	K18000	University Police Treasure Coast	SP	1.000	52.20	1.00	26,220	26,220	36,339
990432	I.Cooper	Police Service Technician	K18000	University Police Treasure Coast	SP	1.000	52.20	1.00	25,634	25,634	35,527
990524	J.De Maio	Police Service Technician	K18000	University Police Treasure Coast	SP	1.000	52.20	1.00	26,220	26,220	36,339
981029	L.Bankert	Police Service Technician	K18000	University Police Treasure Coast	SP	1.000	52.20	1.00	24,000	24,000	33,262
991676	M.Pona	Law Enforcement Sergeant	K18000	University Police Treasure Coast	SP	1.000	52.20	1.00	54,589	54,589	75,655
980564	N.Toney-Bashui	Law Enforcement Officer	K18000	University Police Treasure Coast	SP	1.000	52.20	1.00	40,034	40,034	55,484
990396	O.Clinton	Police Service Technician	K18000	University Police Treasure Coast	SP	1.000	52.20	1.00	26,220	26,220	36,339
991803	R.Farley	Police Service Technician	K18000	University Police Treasure Coast	SP	1.000	52.20	1.00	25,000	25,000	34,648
K18000 Total						8.500		8.50	278,865	278,865	383,826
990367	A.Chase	Asst. Dean Student Affairs	K20000	Student Affairs Treasure Coast	AMP	1.000	52.20	1.00	45,610	45,610	59,293
980989	J.Davies	Ass't Director Student Affairs	K20000	Student Affairs Treasure Coast	AMP	1.000	52.20	1.00	33,000	33,000	42,900

**FLORIDA ATLANTIC UNIVERSITY
 DETAIL OF SALARIES
 2008-09 OPERATING BUDGET
 EDUCATION AND GENERAL**

Position Number	Employee Name	Job Title	Index Number	Department Title	Pay Plan	FTE	Budgeted Weeks	Person Years	Current Rate	Salary Dollars	Amount W/Benefits	
992493	K.Lepera	Program Assistant	K20000	Student Affairs Treasure Coast	SP	1.000	52.20	1.00	24,940	24,940	34,565	
			K20000 Total				3.000		3.00	103,550	103,550	136,758
991861	M.Smith	Coor. Student Fin. Aid	K24000	Financial Aid Treasure Coast	AMP	1.000	52.20	1.00	35,763	35,763	46,492	
			K24000 Total				1.000		1.00	35,763	35,763	46,492
981049	M.Myers	Assistant University Registrar	K30000	Registrar's Office Treasure Coast	AMP	1.000	52.20	1.00	40,000	40,000	52,000	
991468	J.Molinar	Registration Officer	K30000	Registrar's Office Treasure Coast	SP	1.000	52.20	1.00	32,055	32,055	44,426	
			K30000 Total				2.000		2.00	72,055	72,055	96,426
980988	*** Unfilled ***	Coord, Admissions/Registration	K50000	Admissions Treasure Coast	AMP	-	52.20	-	0	0	0	
991148	W.Finklin	Asst. Director, Admissions	K50000	Admissions Treasure Coast	AMP	1.000	52.20	1.00	37,284	37,284	48,470	
			K50000 Total				1.000		1.00	37,284	37,284	48,470
991781	C.Robinson	Dept Head & Assoc Librarian	K50001	Library Enrollment Growth-T.C.	FAC	1.000	52.20	1.00	53,436	53,436	67,816	
980456	P.Alderman	Assistant Librarian	K50001	Library Enrollment Growth-T.C.	FAC	1.000	52.20	1.00	43,000	43,000	54,572	
990166	J.Bergman	Library Technical Assistant	K50001	Library Enrollment Growth-T.C.	SP	0.500	52.20	0.50	10,040	10,040	13,915	
980983	K.Smith	Library Technical Assistant	K50001	Library Enrollment Growth-T.C.	SP	1.000	52.20	1.00	20,455	20,455	28,349	
991239	L.Lesperance	Senior Library Tech. Asst.	K50001	Library Enrollment Growth-T.C.	SP	1.000	52.20	1.00	34,228	34,228	47,437	
981159	R.Goncalves	Library Technical Assistant	K50001	Library Enrollment Growth-T.C.	SP	1.000	52.20	1.00	20,432	20,432	28,317	
991057	W.Johnson	Library Technical Assistant	K50001	Library Enrollment Growth-T.C.	SP	0.500	52.20	0.50	12,880	12,880	17,851	
			K50001 Total				6.000		6.00	194,471	194,471	258,257
992065	L.Straghn	Asst Dir, Treasure Coast Campu	K76000	Treasure Coast Enrollment Growth	AMP	1.000	52.20	1.00	54,892	54,892	71,360	
991401	B.McMullan	Executive Secretary	K76000	Treasure Coast Enrollment Growth	SP	1.000	52.20	1.00	36,647	36,647	50,790	
			Communications									
			K76000 Total				2.000		2.00	91,539	91,539	122,150
990309	W.Plate	Asst Dir, Creative Services	A62000	Viisual Communications	AMP	1.000	52.20	1.00	48,817	48,817	63,463	
992953	*** Unfilled ***	Photographer	A62000	Viisual Communications	SP	0.750	52.20	0.75	0	0	0	
992023	A.Spano	Graphic Designer	A62000	Viisual Communications	SP	1.000	52.20	1.00	40,897	40,897	56,680	
990103	M.Banks	Office Administrator	A62000	Viisual Communications	SP	1.000	52.20	1.00	39,533	39,533	54,789	
990946	R.Jones	Graphic Designer	A62000	Viisual Communications	SP	1.000	52.20	1.00	32,000	32,000	44,349	
991625	S.Pennell	Graphic Designer	A62000	Viisual Communications	SP	1.000	52.20	1.00	43,025	43,025	59,629	
			A62000 Total				5.750		5.75	204,272	204,272	278,910
992409	G.Sekscienski	Director of Internal Communic.	P00126	Internal Communications	AMP	1.000	52.20	1.00	52,500	52,500	68,250	
			P00126 Total				1.000		1.00	52,500	52,500	68,250
991028	A.Izquierdo	VP Communications & Marketing	U00601	Office of Communications	AMP	1.000	52.20	1.00	124,600	124,600	161,980	
991391	K.McGrath	Asst VP for Media Rel/Press Se	U00601	Office of Communications	AMP	1.000	52.20	1.00	72,912	72,912	94,786	
991213	L.Laurenti	Special Assistant to the VP	U00601	Office of Communications	AMP	1.000	52.20	1.00	75,816	75,816	98,561	

**FLORIDA ATLANTIC UNIVERSITY
 DETAIL OF SALARIES
 2008-09 OPERATING BUDGET
 EDUCATION AND GENERAL**

Position Number	Employee Name	Job Title	Index Number	Department Title	Pay Plan	FTE	Budgeted Weeks	Person Years	Current Rate	Salary Dollars	Amount W/Benefits
992929	*** Unfilled ***	Senior Art/Pub. Prod. Spec.	U00601	Office of Communications	SP	0.840	52.20	0.84	0	0	0
990094	J.Meith	Executive Secretary	U00601	Office of Communications	SP	1.000	52.20	1.00	34,505	34,505	47,821
992456	L.Freed	Sr Public Info Officer	U00601	Office of Communications	SP	1.000	52.20	1.00	37,080	37,080	51,390
				U00601 Total		5.840		5.84	344,913	344,913	454,538
992372	R.Goin	Associate VP for Marketing	U00603	Advertising	AMP	1.000	52.20	1.00	78,967	78,967	102,658
				U00603 Total		1.000		1.00	78,967	78,967	102,658
992314	C.Bacchus	Sr Graphic/Web Design Coord.	U00609	Creative Services	AMP	1.000	52.20	1.00	50,156	50,156	65,203
990201	J.Bond	Asst. VP for Creative Services	U00609	Creative Services	AMP	1.000	52.20	1.00	75,705	75,705	98,417
992061	*** Unfilled ***	Art/Publication Prod. Speciali	U00609	Creative Services	SP	0.500	52.20	0.50	0	0	0
981685	L.Donahue	Senior Graphic Designer	U00609	Creative Services	SP	1.000	52.20	1.00	42,296	42,296	58,619
980927	S.Vinig	Graphic Designer	U00609	Creative Services	SP	1.000	52.20	1.00	32,000	32,000	44,349
				U00609 Total		4.500		4.50	200,157	200,157	266,588
980683	*** Unfilled ***	Coor. Acad. Support Services	U00611	Univ Communications & Marketing	AMP	0.500	52.20	0.50	81,051	0	0
981077	*** Unfilled ***	Senior Secretary	U00611	Univ Communications & Marketing	SP	-	52.20	-	0	0	0
				U00611 Total		0.500		0.50	81,051	0	0
				Nursing College							
981018	*** Unfilled ***	Coordinator, Public Functions	B80000	Nursing	AMP	0.500	52.20	0.50	25,000	0	0
980679	*** Unfilled ***	Coor. Acad. Support Services	B80000	Nursing	AMP	-	52.20	-	0	0	0
981550	A.Espinosa	Coor. Research Prog/Svcs.	B80000	Nursing	AMP	0.900	52.20	0.90	49,500	49,500	64,350
980924	A.Heim	Coord, Administrative Svcs	B80000	Nursing	AMP	1.000	52.20	1.00	55,000	55,000	71,500
981416	E.Rainwater	Coor.Advancement/Alum Affs	B80000	Nursing	AMP	0.500	52.20	0.50	36,050	36,050	46,865
981542	E.Viloria	Database Devp'r & Analyst	B80000	Nursing	AMP	1.000	52.20	1.00	52,000	52,000	67,600
992312	E.Woelfel	Business Manager	B80000	Nursing	AMP	0.800	52.20	0.80	66,888	66,888	86,955
993058	J.Singh	Coor. Computer Applications	B80000	Nursing	AMP	1.000	52.20	1.00	54,440	54,440	70,772
981016	S.Khan	Coordinator Academic Programs	B80000	Nursing	AMP	0.600	52.20	0.60	32,430	32,430	42,159
981667	*** Unfilled ***	Instructor	B80000	Nursing	FAC	-	39.00	-	0	0	0
981838	*** Unfilled ***	Instructor	B80000	Nursing	FAC	1.000	39.00	0.75	54,606	54,606	69,301
990613	*** Unfilled ***	Assistant Professor	B80000	Nursing	FAC	1.000	39.00	0.75	64,000	0	0
992343	*** Unfilled ***	Assistant Professor	B80000	Nursing	FAC	1.000	39.00	0.75	64,000	0	0
980436	*** Unfilled ***	Assistant Professor	B80000	Nursing	FAC	1.000	39.00	0.75	53,000	53,000	67,263
980717	*** Unfilled ***	Professor	B80000	Nursing	FAC	1.000	52.20	1.00	65,000	0	0
990219	A.Boykin	Dean and Professor	B80000	Nursing	FAC	1.000	52.20	1.00	159,866	159,866	202,886
981837	A.Dahnke	Instructor	B80000	Nursing	FAC	1.000	39.00	0.75	54,000	54,000	68,532
990115	C.Barry	Associate Professor	B80000	Nursing	FAC	1.000	39.00	0.75	70,671	70,671	89,689

**FLORIDA ATLANTIC UNIVERSITY
 DETAIL OF SALARIES
 2008-09 OPERATING BUDGET
 EDUCATION AND GENERAL**

Position Number	Employee Name	Job Title	Index Number	Department Title	Pay Plan	FTE	Budgeted Weeks	Person Years	Current Rate	Salary Dollars	Amount W/Benefits
981883	C.Blum	Assistant Professor	B80000	Nursing	FAC	1.000	39.00	0.75	62,000	62,000	78,685
980643	C.Palmer	Instructor	B80000	Nursing	FAC	1.000	39.00	0.75	1,000	0	0
981068	C.Williams	Professor	B80000	Nursing	FAC	0.470	39.00	0.35	40,420	40,420	51,298
980616	D. Hain	Assistant Professor	B80000	Nursing	FAC	1.000	39.00	0.75	60,000	60,000	76,146
991710	D.Raines	Professor	B80000	Nursing	FAC	1.000	39.00	0.75	80,845	80,845	102,601
990193	D.Rollins	Instructor	B80000	Nursing	FAC	1.000	39.00	0.75	56,000	56,000	71,070
992033	D.Sutton	Assistant Professor	B80000	Nursing	FAC	1.000	39.00	0.75	58,323	58,323	74,018
981949	D.Thomas	Asst. Dean and Assoc. Prof.	B80000	Nursing	FAC	1.000	52.20	1.00	113,672	113,672	144,262
991042	J.Longo	Assistant Professor	B80000	Nursing	FAC	1.000	39.00	0.75	60,000	60,000	76,146
991045	K.Jett	Associate Professor	B80000	Nursing	FAC	1.000	39.00	0.75	69,510	69,510	88,216
991109	K.Keller	Associate Professor	B80000	Nursing	FAC	1.000	39.00	0.75	69,091	69,091	87,684
981414	K.White	Instructor	B80000	Nursing	FAC	1.000	39.00	0.75	51,674	51,674	65,580
992356	L. Palma	Coordinator and Instructor	B80000	Nursing	FAC	1.000	39.00	0.75	60,000	60,000	76,146
991601	M.Parker	Professor	B80000	Nursing	FAC	0.750	39.00	0.56	67,461	67,461	85,615
991702	M.Purnell	Assistant Professor	B80000	Nursing	FAC	1.000	39.00	0.75	57,331	57,331	72,759
991727	M.Smith	Associate Dean and Professor	B80000	Nursing	FAC	0.700	52.20	0.70	102,900	102,900	130,591
992025	M.Sparks	Research Associate	B80000	Nursing	FAC	0.130	52.20	0.13	10,121	10,121	12,845
990693	P.Liehr	Associate Dean and Professor	B80000	Nursing	FAC	0.750	52.20	0.75	97,500	97,500	123,738
981067	R. Medina-Shepherd	Assistant Professor	B80000	Nursing	FAC	1.000	39.00	0.75	65,000	65,000	82,492
991281	R.Locsin	Professor	B80000	Nursing	FAC	1.000	39.00	0.75	89,948	89,948	114,154
991378	R.McCaffrey	Associate Professor	B80000	Nursing	FAC	0.913	39.00	0.68	63,460	63,460	80,538
991964	R.Sherman	Assistant Professor	B80000	Nursing	FAC	0.150	39.00	0.11	9,083	9,083	11,528
992089	R.Tappen	Eminent Scholar	B80000	Nursing	FAC	0.713	39.00	0.53	88,815	88,815	112,716
990368	S.Chase	Asst. Dean and Assoc. Prof.	B80000	Nursing	FAC	1.000	52.20	1.00	116,943	116,943	148,413
981834	S.Folden	Associate Professor	B80000	Nursing	FAC	0.500	39.00	0.37	33,990	33,990	43,137
992126	S.Gibson	Assistant Professor	B80000	Nursing	FAC	1.000	39.00	0.75	56,000	56,000	71,070
981207	T.Eggenberger	Instructor	B80000	Nursing	FAC	1.000	39.00	0.75	55,809	55,809	70,828
992142	T.Touhy	Associate Professor	B80000	Nursing	FAC	1.000	39.00	0.75	67,731	67,731	85,958
991168	C.Kruse	Program Assistant	B80000	Nursing	SP	1.000	52.20	1.00	33,774	33,774	46,808
980965	G.Christophe	Sr. Fiscal Assistant	B80000	Nursing	SP	0.500	52.20	0.50	14,115	14,115	19,562
981773	G.Jean-Philippe	Secretary	B80000	Nursing	SP	1.000	52.20	1.00	24,000	24,000	33,262
990039	K.Andersen	Secretary	B80000	Nursing	SP	1.000	52.20	1.00	27,431	27,431	38,017
981881	L.Harrilal	Program Assistant	B80000	Nursing	SP	0.500	52.20	0.50	12,641	12,641	17,520
991576	M.Brooks	Program Assistant	B80000	Nursing	SP	1.000	52.20	1.00	32,954	32,954	45,671

**FLORIDA ATLANTIC UNIVERSITY
 DETAIL OF SALARIES
 2008-09 OPERATING BUDGET
 EDUCATION AND GENERAL**

Position Number	Employee Name	Job Title	Index Number	Department Title	Pay Plan	FTE	Budgeted Weeks	Person Years	Current Rate	Salary Dollars	Amount W/Benefits
990767	M.Rose	Program Assistant	B80000	Nursing	SP	1.000	52.20	1.00	25,496	25,496	35,335
991436	N.Parent	Executive Secretary	B80000	Nursing	SP	1.000	52.20	1.00	43,000	43,000	59,594
B80000 Total						45.376		38.68	2,934,489	2,715,489	3,481,875
990693	P.Liehr	Associate Dean and Professor	B80020	Cost Share 800289	FAC	0.050	52.20	0.05	6,500	6,500	8,250
B80020 Total						0.050		0.05	6,500	6,500	8,250
992089	R.Tappen	Eminent Scholar	B80021	Cost Share 800302	FAC	0.150	39.00	0.11	18,685	18,685	23,714
B80021 Total						0.150		0.11	18,685	18,685	23,714
980953	*** Unfilled ***	Coordinator Academic Programs	D80000	Davie Nursing	AMP	-	52.20	-	0	0	0
992312	E.Woelfel	Business Manager	D80000	Davie Nursing	AMP	0.100	52.20	0.10	8,361	8,361	10,870
990734	*** Unfilled ***	Instructor	D80000	Davie Nursing	FAC	-	39.00	-	0	0	0
990926	*** Unfilled ***	Director and Asst. Professor	D80000	Davie Nursing	FAC	-	52.20	-	0	0	0
990058	C.Archibald	Assistant Professor	D80000	Davie Nursing	FAC	1.000	39.00	0.75	57,331	57,331	72,759
991294	J.Lowe	Associate Professor	D80000	Davie Nursing	FAC	0.400	39.00	0.30	27,802	27,802	35,284
980644	M.Hodges	Faculty Administrator	D80000	Davie Nursing	FAC	1.000	52.20	1.00	80,000	80,000	101,528
980608	S. Gibson	Assistant Professor	D80000	Davie Nursing	FAC	1.000	39.00	0.75	56,000	56,000	71,070
980618	Y. Douzable	Program Assistant	D80000	Davie Nursing	SP	1.000	52.20	1.00	24,434	24,434	33,864
D80000 Total						4.500		3.89	253,928	253,928	325,375
992312	E.Woelfel	Business Manager	K80000	Nursing-Treasure Coast	AMP	0.100	52.20	0.10	8,361	8,361	10,870
990485	M.Curran	Coor. Acad. Support Services	K80000	Nursing-Treasure Coast	AMP	1.000	52.20	1.00	45,386	45,386	59,002
981015	S.Nelson	Coor. Acad. Support Services	K80000	Nursing-Treasure Coast	AMP	1.000	52.20	1.00	34,741	34,741	45,164
981835	*** Unfilled ***	Instructor	K80000	Nursing-Treasure Coast	FAC	6.411	39.00	4.79	0	0	0
990206	*** Unfilled ***	Assistant Professor	K80000	Nursing-Treasure Coast	FAC	-	39.00	-	0	0	0
991688	*** Unfilled ***	Instructor	K80000	Nursing-Treasure Coast	FAC	1.000	39.00	0.75	50,000	0	0
992343	*** Unfilled ***	Associate Dean and Professor	K80000	Nursing-Treasure Coast	FAC	-	52.20	-	0	0	0
991195	B.Lange	Visiting Assistant Professor	K80000	Nursing-Treasure Coast	FAC	1.000	39.00	0.75	57,680	57,680	73,202
981008	E.Pross	Director and Asst. Professor	K80000	Nursing-Treasure Coast	FAC	1.000	52.20	1.00	89,331	89,331	113,370
981969	J.Burr	Instructor	K80000	Nursing-Foundation Grts	FAC	1.000	39.00	0.75	53,535	53,535	67,942
991770	J.Weiss	Assistant Professor	K80000	Nursing-Treasure Coast	FAC	1.000	39.00	0.75	58,942	58,942	74,804
981981	J.Winland-Brown	Professor	K80000	Nursing-Treasure Coast	FAC	1.000	39.00	0.75	77,609	77,609	98,494
992242	L.Waser	Instructor	K80000	Nursing-Treasure Coast	FAC	1.000	39.00	0.75	51,500	51,500	65,359
981009	S.Garnett	Instructor	K80000	Nursing-Treasure Coast	FAC	1.000	39.00	0.75	54,000	54,000	68,532
990835	S.Gordon	Director and Assoc. Professor	K80000	Nursing-Treasure Coast	FAC	1.000	39.00	0.75	70,557	70,557	89,544
K80000 Total						17.511		13.87	651,642	601,642	766,283

President

**FLORIDA ATLANTIC UNIVERSITY
 DETAIL OF SALARIES
 2008-09 OPERATING BUDGET
 EDUCATION AND GENERAL**

Position Number	Employee Name	Job Title	Index Number	Department Title	Pay Plan	FTE	Budgeted Weeks	Person Years	Current Rate	Salary Dollars	Amount W/Benefits
981869	*** Unfilled ***	Director Univ. Planning & Anal	P00100	President's Office	AMP	0.580	52.20	0.58	28,931	0	0
981060	*** Unfilled ***	Coor. Acad. Support Services	P00100	President's Office	AMP	1.000	52.20	1.00	43,546	0	0
990247	F.Brogan	University President	P00100	President's Office	AMP	0.600	52.20	0.60	194,963	194,963	253,452
981482	J.O'Flannery	Chief of Staff, Dir Board Ops	P00100	President's Office	AMP	1.000	52.20	1.00	103,650	103,650	134,745
990605	L.DuKate	Administrative Paraprofessiona	P00100	President's Office	AMP	1.000	52.20	1.00	59,587	59,587	77,464
991753	P.Singer	Executive Assistant	P00100	President's Office	AMP	1.000	52.20	1.00	72,600	72,600	94,380
990635	M.Gardner	Senior Executive Secretary	P00100	President's Office	SP	1.000	52.20	1.00	41,700	41,700	57,793
		P00100 Total				6.180		6.18	544,977	472,500	617,834
993223	*** Unfilled ***	Associate Professor	P00102	"05-06 State Salary Increase 3.6%"	FAC	0.500	52.20	0.50	34,459	0	0
993228	*** Unfilled ***	Assistant Professor	P00102	"05-06 State Salary Increase 3.6%"	FAC	1.000	52.20	1.00	45,000	0	0
993229	*** Unfilled ***	Assistant Professor	P00102	"05-06 State Salary Increase 3.6%"	FAC	1.000	52.20	1.00	45,000	0	0
993230	*** Unfilled ***	Assistant Professor	P00102	"05-06 State Salary Increase 3.6%"	FAC	0.500	52.20	0.50	45,143	0	0
993231	*** Unfilled ***	Assistant Professor	P00102	"05-06 State Salary Increase 3.6%"	FAC	0.500	52.20	0.50	55,488	0	0
993261	*** Unfilled ***	Associate Professor	P00102	"05-06 State Salary Increase 3.6%"	FAC	0.670	52.20	0.67	55,000	0	0
993262	*** Unfilled ***	Associate Professor	P00102	"05-06 State Salary Increase 3.6%"	FAC	1.000	52.20	1.00	55,000	0	0
993263	*** Unfilled ***	Associate Professor	P00102	"05-06 State Salary Increase 3.6%"	FAC	1.000	52.20	1.00	55,000	0	0
993264	*** Unfilled ***	Associate Professor	P00102	"05-06 State Salary Increase 3.6%"	FAC	1.000	52.20	1.00	55,000	0	0
993265	*** Unfilled ***	Assistant Professor	P00102	"05-06 State Salary Increase 3.6%"	FAC	1.000	52.20	1.00	55,000	0	0
993266	*** Unfilled ***	Assistant Professor	P00102	"05-06 State Salary Increase 3.6%"	FAC	1.000	52.20	1.00	45,000	0	0
993267	*** Unfilled ***	Assistant Professor	P00102	"05-06 State Salary Increase 3.6%"	FAC	1.000	52.20	1.00	45,000	0	0
993268	*** Unfilled ***	Assistant Professor	P00102	"05-06 State Salary Increase 3.6%"	FAC	0.500	52.20	0.50	25,930	0	0
993360	*** Unfilled ***	Professor	P00102	"05-06 State Salary Increase 3.6%"	FAC	1.000	52.20	1.00	80,000	0	0
993361	*** Unfilled ***	Professor	P00102	"05-06 State Salary Increase 3.6%"	FAC	1.000	52.20	1.00	80,000	0	0
993362	*** Unfilled ***	Professor	P00102	"05-06 State Salary Increase 3.6%"	FAC	1.000	52.20	1.00	80,000	0	0
993363	*** Unfilled ***	Professor	P00102	"05-06 State Salary Increase 3.6%"	FAC	1.000	52.20	1.00	54,801	0	0
993364	*** Unfilled ***	Professor	P00102	"05-06 State Salary Increase 3.6%"	FAC	1.000	52.20	1.00	0	0	0
993365	*** Unfilled ***	Professor	P00102	"05-06 State Salary Increase 3.6%"	FAC	1.000	52.20	1.00	0	0	0
993366	*** Unfilled ***	Professor	P00102	"05-06 State Salary Increase 3.6%"	FAC	1.000	52.20	1.00	0	0	0
993367	*** Unfilled ***	Professor	P00102	"05-06 State Salary Increase 3.6%"	FAC	1.000	52.20	1.00	0	0	0
993237	*** Unfilled ***	Senior Secretary	P00102	"05-06 State Salary Increase 3.6%"	SP	0.500	52.20	0.50	35,000	0	0
993239	*** Unfilled ***	Senior Secretary	P00102	"05-06 State Salary Increase 3.6%"	SP	0.340	52.20	0.34	52,324	0	0
993273	*** Unfilled ***	Senior Secretary	P00102	"05-06 State Salary Increase 3.6%"	SP	0.500	52.20	0.50	50,000	0	0
993274	*** Unfilled ***	Senior Secretary	P00102	"05-06 State Salary Increase 3.6%"	SP	0.500	52.20	0.50	26,977	0	0
993275	*** Unfilled ***	Senior Secretary	P00102	"05-06 State Salary Increase 3.6%"	SP	0.500	52.20	0.50	40,922	0	0

**FLORIDA ATLANTIC UNIVERSITY
 DETAIL OF SALARIES
 2008-09 OPERATING BUDGET
 EDUCATION AND GENERAL**

Position Number	Employee Name	Job Title	Index Number	Department Title	Pay Plan	FTE	Budgeted Weeks	Person Years	Current Rate	Salary Dollars	Amount W/Benefits
993315	*** Unfilled ***	Senior Secretary	P00102	"05-06 State Salary Increase 3.6%"	SP	0.500	52.20	0.50	40,567	0	0
993374	*** Unfilled ***	Senior Secretary	P00102	"05-06 State Salary Increase 3.6%"	SP	0.500	52.20	0.50	28,712	0	0
993375	*** Unfilled ***	Senior Secretary	P00102	"05-06 State Salary Increase 3.6%"	SP	1.000	52.20	1.00	70,000	0	0
993376	*** Unfilled ***	Senior Secretary	P00102	"05-06 State Salary Increase 3.6%"	SP	0.560	52.20	0.56	65,702	0	0
				P00102 Total		23.570		23.57	1,321,025	0	0
991563	D.Brown	Coord, Baldwin House	P00105	Baldwin House	AMP	1.000	52.20	1.00	57,440	57,440	74,672
				P00105 Total		1.000		1.00	57,440	57,440	74,672
980663	*** Unfilled ***	Coor. Acad. Support Services	P00109	Incidental Revenue Hold	AMP	4.770	52.20	4.77	193,692	0	0
980664	*** Unfilled ***	Coor. Acad. Support Services	P00109	Incidental Revenue Hold	AMP	4.000	52.20	4.00	200,000	0	0
980665	*** Unfilled ***	Coor. Acad. Support Services	P00109	Incidental Revenue Hold	AMP	4.000	52.20	4.00	200,000	0	0
980666	*** Unfilled ***	Coor. Acad. Support Services	P00109	Incidental Revenue Hold	AMP	4.000	52.20	4.00	200,000	0	0
980699	*** Unfilled ***	Associate Professor	P00109	Incidental Revenue Hold	FAC	3.120	52.20	3.12	210,160	0	0
980700	*** Unfilled ***	Assistant Professor	P00109	Incidental Revenue Hold	FAC	2.000	52.20	2.00	200,000	0	0
980701	*** Unfilled ***	Assistant Professor	P00109	Incidental Revenue Hold	FAC	3.000	52.20	3.00	200,000	0	0
980702	*** Unfilled ***	Associate Professor	P00109	Incidental Revenue Hold	FAC	3.000	52.20	3.00	250,000	0	0
980703	*** Unfilled ***	Associate Professor	P00109	Incidental Revenue Hold	FAC	2.000	52.20	2.00	250,000	0	0
980704	*** Unfilled ***	Associate Professor	P00109	Incidental Revenue Hold	FAC	3.000	52.20	3.00	300,000	0	0
980705	*** Unfilled ***	Professor	P00109	Incidental Revenue Hold	FAC	2.000	52.20	2.00	250,000	0	0
980706	*** Unfilled ***	Professor	P00109	Incidental Revenue Hold	FAC	3.000	52.20	3.00	300,000	0	0
980707	*** Unfilled ***	Professor	P00109	Incidental Revenue Hold	FAC	3.000	52.20	3.00	300,000	0	0
980659	*** Unfilled ***	Senior Secretary	P00109	Incidental Revenue Hold	SP	4.000	52.20	4.00	165,000	0	0
980660	*** Unfilled ***	Senior Secretary	P00109	Incidental Revenue Hold	SP	4.000	52.20	4.00	165,000	0	0
980661	*** Unfilled ***	Senior Secretary	P00109	Incidental Revenue Hold	SP	4.000	52.20	4.00	165,000	0	0
980662	*** Unfilled ***	Senior Secretary	P00109	Incidental Revenue Hold	SP	4.000	52.20	4.00	165,000	0	0
				P00109 Total		56.890		56.89	3,713,852	0	0
991093	*** Unfilled ***	Executive Assistant	P00111	FAU Board Of Trustees	AMP	1.000	52.20	1.00	40,000	0	0
981150	K.Miller	Administrative Assistant	P00111	FAU Board Of Trustees	SP	1.000	52.20	1.00	45,700	45,700	63,336
				P00111 Total		2.000		2.00	85,700	45,700	63,336
981096	*** Unfilled ***	Coor. Acad. Support Services	P00124	President Changes in Mix & Surplus	AMP	3.000	52.20	3.00	135,000	0	0
981300	*** Unfilled ***	Coor. Acad. Support Services	P00124	President Changes in Mix & Surplus	AMP	1.000	52.20	1.00	45,000	0	0
981301	*** Unfilled ***	Coor. Acad. Support Services	P00124	President Changes in Mix & Surplus	AMP	1.000	52.20	1.00	45,000	0	0
981302	*** Unfilled ***	Coor. Acad. Support Services	P00124	President Changes in Mix & Surplus	AMP	1.000	52.20	1.00	45,000	0	0
981303	*** Unfilled ***	Coor. Acad. Support Services	P00124	President Changes in Mix & Surplus	AMP	1.000	52.20	1.00	40,000	0	0
981304	*** Unfilled ***	Coor. Acad. Support Services	P00124	President Changes in Mix & Surplus	AMP	1.000	52.20	1.00	40,000	0	0

**FLORIDA ATLANTIC UNIVERSITY
 DETAIL OF SALARIES
 2008-09 OPERATING BUDGET
 EDUCATION AND GENERAL**

Position Number	Employee Name	Job Title	Index Number	Department Title	Pay Plan	FTE	Budgeted Weeks	Person Years	Current Rate	Salary Dollars	Amount W/Benefits
981305	*** Unfilled ***	Coor. Acad. Support Services	P00124	President Changes in Mix & Surplus	AMP	1.000	52.20	1.00	40,000	0	0
981306	*** Unfilled ***	Coor. Acad. Support Services	P00124	President Changes in Mix & Surplus	AMP	1.000	52.20	1.00	40,000	0	0
981071	*** Unfilled ***	Professor	P00124	President Changes in Mix & Surplus	FAC	4.420	52.20	4.42	357,446	0	0
981316	*** Unfilled ***	Professor	P00124	President Changes in Mix & Surplus	FAC	0.540	52.20	0.54	51,058	0	0
981317	*** Unfilled ***	Professor	P00124	President Changes in Mix & Surplus	FAC	1.000	52.20	1.00	85,000	0	0
981318	*** Unfilled ***	Professor	P00124	President Changes in Mix & Surplus	FAC	1.000	52.20	1.00	85,000	0	0
981319	*** Unfilled ***	Professor	P00124	President Changes in Mix & Surplus	FAC	1.000	52.20	1.00	85,000	0	0
981320	*** Unfilled ***	Professor	P00124	President Changes in Mix & Surplus	FAC	1.000	52.20	1.00	85,000	0	0
981321	*** Unfilled ***	Professor	P00124	President Changes in Mix & Surplus	FAC	0.430	52.20	0.43	68,060	0	0
981322	*** Unfilled ***	Professor	P00124	President Changes in Mix & Surplus	FAC	1.000	52.20	1.00	80,000	0	0
981323	*** Unfilled ***	Professor	P00124	President Changes in Mix & Surplus	FAC	1.000	52.20	1.00	80,000	0	0
981324	*** Unfilled ***	Professor	P00124	President Changes in Mix & Surplus	FAC	1.000	52.20	1.00	80,000	0	0
981325	*** Unfilled ***	Professor	P00124	President Changes in Mix & Surplus	FAC	1.000	52.20	1.00	80,000	0	0
981326	*** Unfilled ***	Professor	P00124	President Changes in Mix & Surplus	FAC	1.000	52.20	1.00	80,000	0	0
981095	*** Unfilled ***	Senior Secretary	P00124	President Changes in Mix & Surplus	SP	2.880	52.20	2.88	111,594	0	0
981291	*** Unfilled ***	Senior Secretary	P00124	President Changes in Mix & Surplus	SP	1.020	52.20	1.02	35,964	0	0
981292	*** Unfilled ***	Senior Secretary	P00124	President Changes in Mix & Surplus	SP	1.000	52.20	1.00	35,000	0	0
981293	*** Unfilled ***	Senior Secretary	P00124	President Changes in Mix & Surplus	SP	1.000	52.20	1.00	35,000	0	0
981294	*** Unfilled ***	Senior Secretary	P00124	President Changes in Mix & Surplus	SP	0.210	52.20	0.21	8,412	0	0
981295	*** Unfilled ***	Senior Secretary	P00124	President Changes in Mix & Surplus	SP	1.000	52.20	1.00	60,000	0	0
981296	*** Unfilled ***	Senior Secretary	P00124	President Changes in Mix & Surplus	SP	1.000	52.20	1.00	30,000	0	0
981297	*** Unfilled ***	Senior Secretary	P00124	President Changes in Mix & Surplus	SP	1.000	52.20	1.00	30,000	0	0
			P00124 Total			33.500		33.50	1,992,534	0	0
981056	*** Unfilled ***	Coor. Acad. Support Services	P00125	President Special Increase	AMP	2.000	52.20	2.00	100,000	0	0
981092	*** Unfilled ***	Coor. Acad. Support Services	P00125	President Special Increase	AMP	2.000	52.20	2.00	90,000	0	0
981094	*** Unfilled ***	Coor. Acad. Support Services	P00125	President Special Increase	AMP	2.000	52.20	2.00	247,793	0	0
981694	*** Unfilled ***	Director Academic Support Svcs	P00125	President Special Increase	AMP	4.040	52.20	4.04	303,314	0	0
993270	*** Unfilled ***	Coor. Acad. Support Services	P00125	President Special Increase	AMP	3.640	52.20	3.64	274,515	0	0
981069	*** Unfilled ***	Professor	P00125	President Special Increase	FAC	3.710	52.20	3.71	572,532	0	0
981070	*** Unfilled ***	Professor	P00125	President Special Increase	FAC	3.730	39.00	2.79	573,924	0	0
981261	*** Unfilled ***	Professor	P00125	President Special Increase	FAC	6.610	52.20	6.61	583,251	0	0
981679	*** Unfilled ***	Professor	P00125	President Special Increase	FAC	5.710	39.00	4.27	492,244	0	0
981055	*** Unfilled ***	Senior Secretary	P00125	President Special Increase	SP	3.270	52.20	3.27	120,820	0	0
981091	*** Unfilled ***	Senior Secretary	P00125	President Special Increase	SP	1.670	52.20	1.67	64,075	0	0

**FLORIDA ATLANTIC UNIVERSITY
 DETAIL OF SALARIES
 2008-09 OPERATING BUDGET
 EDUCATION AND GENERAL**

Position Number	Employee Name	Job Title	Index Number	Department Title	Pay Plan	FTE	Budgeted Weeks	Person Years	Current Rate	Salary Dollars	Amount W/Benefits
981093	*** Unfilled ***	Senior Secretary	P00125	President Special Increase	SP	2.970	52.20	2.97	108,169	0	0
P00125 Total						41.350		38.96	3,530,637	0	0
991082	B.Robbins	Internal Auditor/Investigator	P00400	Inspector General	AMP	1.000	52.20	1.00	47,303	47,303	61,494
990108	M.Barnett	Inspector General	P00400	Inspector General	AMP	1.000	52.20	1.00	88,449	88,449	114,984
990951	M.Hewett	Asst. Audit Svcs/Inv Admin	P00400	Inspector General	AMP	1.000	52.20	1.00	69,030	69,030	89,739
991442	C.Gnanaseelan	Program Assistant	P00400	Inspector General	SP	1.000	52.20	1.00	25,000	25,000	34,648
P00400 Total						4.000		4.00	229,782	229,782	300,865
991461	E.Rowe	Asst Dir Equal Opp Prog	P00700	Equal Opportunity Program	AMP	1.000	52.20	1.00	48,501	48,501	63,052
990143	P.Behul	Executive Assistant	P00700	Equal Opportunity Program	AMP	1.000	52.20	1.00	84,585	84,585	109,961
992069	S.Strutz	Assoc. Dir. Equal Oppor. Progr	P00700	Equal Opportunity Program	AMP	1.000	52.20	1.00	54,610	54,610	70,993
990292	L.Baker	Executive Secretary	P00700	Equal Opportunity Program	SP	1.000	52.20	1.00	34,347	34,347	47,602
P00700 Total						4.000		4.00	222,043	222,043	291,608
992395	*** Unfilled ***	Associate General Counsel	P00800	University Attorney	AMP	0.700	52.20	0.70	31,700	0	0
981687	*** Unfilled ***	Associate General Counsel	P00800	University Attorney	AMP	1.000	52.20	1.00	69,838	69,838	90,790
992509	*** Unfilled ***	Coor. Acad. Support Services	P00800	University Attorney	AMP	1.000	52.20	1.00	18,898	0	0
990670	D.Kian	General Counsel	P00800	University Attorney	AMP	1.000	52.20	1.00	176,205	176,205	229,067
991297	E.Rubin	Associate General Counsel	P00800	University Attorney	AMP	1.000	52.20	1.00	103,000	103,000	133,900
991906	L.Glick	Managing Assoc Gen Counsel	P00800	University Attorney	AMP	1.000	52.20	1.00	118,450	118,450	153,985
991278	M.Dessalines	Paralegal	P00800	University Attorney	AMP	1.000	52.20	1.00	51,000	51,000	66,300
992370	V.Laine	University Agency Clerk	P00800	University Attorney	AMP	1.000	52.20	1.00	44,194	44,194	57,453
990754	K.Burton	Senior Executive Secretary	P00800	University Attorney	SP	0.730	52.20	0.73	24,792	24,792	34,360
P00800 Total						8.430		8.43	638,077	587,479	765,855
990803	F.Glick	Coor. Univ. Rel./Pub. Affs	U00600	Government Relations	AMP	1.000	52.20	1.00	41,699	41,699	54,209
990280	R.Bulger	Asst Dir Governmental Relation	U00600	Government Relations	AMP	1.000	52.20	1.00	59,935	59,935	77,916
991331	T.Barlow	Assoc VP Governmental Rel	U00600	Government Relations	AMP	1.000	52.20	1.00	149,200	149,200	193,960
981240	*** Unfilled ***	Executive Secretary	U00600	Government Relations	SP	0.550	52.20	0.55	21,184	21,184	29,359
U00600 Total						3.550		3.55	272,018	272,018	355,444
Research											
991084	*** Unfilled ***	Coordinator Public Functions	R94000	Vice President For Research	AMP	1.000	52.20	1.00	57,731	57,731	75,051
990232	*** Unfilled ***	Fac. Adm & Asst. VP Research	R94000	Vice President For Research	FAC	2.230	52.20	2.23	52,124	52,124	66,151
991232	*** Unfilled ***	Professor & VP Research	R94000	Vice President For Research	FAC	0.722	52.20	0.72	148,286	50,000	63,455
981216	H.Hanson	Associate VP Research & Prof	R94000	Vice President For Research	FAC	0.500	52.20	0.50	77,250	77,250	98,038
R94000 Total						4.452		4.45	335,391	237,105	302,695
992230	J.Walls-Honeycutt	Coor. Research Prog/Svcs.	R94001	Research Support Staff	AMP	0.600	52.20	0.60	34,833	34,833	45,283

**FLORIDA ATLANTIC UNIVERSITY
 DETAIL OF SALARIES
 2008-09 OPERATING BUDGET
 EDUCATION AND GENERAL**

Position Number	Employee Name	Job Title	Index Number	Department Title	Pay Plan	FTE	Budgeted Weeks	Person Years	Current Rate	Salary Dollars	Amount W/Benefits
R94001 Total						0.600		0.60	34,833	34,833	45,283
VP Student Affairs											
990694	*** Unfilled ***	Asst. V.P. Student Affairs	S20000	VP Student Affairs	AMP	0.750	52.20	0.75	86,250	86,250	112,125
980684	*** Unfilled ***	Assoc. V.P. Univ. Relations	S20000	VP Student Affairs	AMP	1.000	52.20	1.00	88,462	88,462	115,001
992060	*** Unfilled ***	Coor. Student Affairs	S20000	Multicultural Affairs	AMP	1.760	52.20	1.76	17,796	17,796	23,135
992474	*** Unfilled ***	Director Comm. College Rel.	S20000	VP Student Affairs	AMP	0.150	52.20	0.15	39,683	0	0
992924	*** Unfilled ***	Director Student Affairs	S20000	VP Student Affairs	AMP	-	52.20	-	17,916	0	0
991538	C.Brown	Vice President Student Affairs	S20000	VP Student Affairs	AMP	1.000	52.20	1.00	170,053	170,053	221,069
993140	*** Unfilled ***	Assistant Professor	S20000	VP Student Affairs	FAC	0.240	52.20	0.24	43,520	0	0
991534	*** Unfilled ***	Executive Secretary	S20000	VP Student Affairs	SP	1.000	52.20	1.00	33,304	33,304	46,157
992954	*** Unfilled ***	Senior Secretary	S20000	VP Student Affairs	SP	0.210	52.20	0.21	45,584	0	0
993135	*** Unfilled ***	Senior Secretary	S20000	VP Student Affairs	SP	1.600	52.20	1.60	108,734	53,770	74,520
993141	*** Unfilled ***	Secretary	S20000	VP Student Affairs	SP	0.150	52.20	0.15	32,762	0	0
993240	*** Unfilled ***	Senior Secretary	S20000	VP Student Affairs	SP	0.150	52.20	0.15	39,334	0	0
993312	*** Unfilled ***	Senior Secretary	S20000	VP Student Affairs	SP	0.150	52.20	0.15	33,220	0	0
993313	*** Unfilled ***	Senior Secretary	S20000	VP Student Affairs	SP	0.150	52.20	0.15	45,000	0	0
993314	*** Unfilled ***	Senior Secretary	S20000	VP Student Affairs	SP	0.260	52.20	0.26	35,292	0	0
981059	*** Unfilled ***	Senior Secretary	S20000	VP Student Affairs	SP	-	52.20	-	44,990	0	0
991867	E.Viera	Administrative Assistant	S20000	VP Student Affairs	SP	1.000	52.20	1.00	50,000	50,000	69,295
990390	H.Clarke	Business Assistant	S20000	VP Student Affairs	SP	1.000	52.20	1.00	44,612	44,612	61,828
S20000 Total						10.570		10.57	976,512	544,247	723,130
990298	P.Byrd	Assoc. Director Stud. Affairs	S20002	Multicultural Affairs	AMP	1.000	52.20	1.00	53,071	53,071	68,993
990359	R.Williams	Dir, Multicultural Affairs	S20002	Multicultural Affairs	AMP	1.000	52.20	1.00	62,000	62,000	80,600
981179	P.Brown	Program Assistant	S20002	Multicultural Affairs	SP	1.000	52.20	1.00	29,034	29,034	40,239
S20002 Total						3.000		3.00	144,105	144,105	189,832
990641	M.Jara	Asst Director Student Affairs	S20015	Volunteer Center	AMP	1.000	52.20	1.00	33,990	33,990	44,187
981130	J.Herrera	Program Assistant	S20015	Volunteer Center	SP	1.000	52.20	1.00	22,000	22,000	30,490
S20015 Total						2.000		2.00	55,990	55,990	74,677
991138	*** Unfilled ***	Asst Dir,Stu Devel/Activities	S21004	Student Activities	AMP	1.000	52.20	1.00	39,020	39,020	50,726
991630	M.Perkins	Assoc Dir, Stu Devel & Activit	S21004	Student Activities	AMP	1.000	52.20	1.00	45,961	45,961	59,750
991645	*** Unfilled ***	Program Assistant	S21004	Student Activities	SP	1.000	52.20	1.00	29,353	29,353	40,681
S21004 Total						3.000		3.00	114,334	114,334	151,157
990123	*** Unfilled ***	Assoc VP, Dean of Students	S22000	Dean Student Affairs	AMP	1.000	52.20	1.00	115,000	115,000	149,500
992394	*** Unfilled ***	Asst. Dean Student Affairs	S22000	Dean Student Affairs	AMP	1.000	52.20	1.00	50,000	50,000	65,000

**FLORIDA ATLANTIC UNIVERSITY
DETAIL OF SALARIES
2008-09 OPERATING BUDGET
EDUCATION AND GENERAL**

Position Number	Employee Name	Job Title	Index Number	Department Title	Pay Plan	FTE	Budgeted Weeks	Person Years	Current Rate	Salary Dollars	Amount W/Benefits
992034	J.ORourke	Greek Life Coordinator	S22000	Dean Student Affairs	AMP	1.000	52.20	1.00	36,000	36,000	46,800
992469	T.Mena	Assoc. Dean Student Affairs	S22000	Dean Student Affairs	AMP	1.000	52.20	1.00	60,000	60,000	78,000
991421	B.Szostek	Executive Secretary	S22000	Dean Student Affairs	SP	1.000	52.20	1.00	35,000	35,000	48,507
981127	J.Volny	Program Assistant	S22000	Dean Student Affairs	SP	1.000	52.20	1.00	22,660	22,660	31,405
991526	L.Neborski	Office Manager	S22000	Dean Student Affairs	SP	1.000	52.20	1.00	36,076	36,076	49,998
				S22000 Total		7.000		7.00	354,736	354,736	469,210
992419	D.Howard	Assoc. Director Career Dev.	S25007	Cooperative Education	AMP	1.000	52.20	1.00	52,120	52,120	67,756
				S25007 Total		1.000		1.00	52,120	52,120	67,756
990747	B.Montalvo	Asst. Dir. Career Dev. Svcs.	S25008	Student Placement	AMP	0.900	52.20	0.90	38,188	38,188	49,645
981925	D.Partouche	Asst. Dir. Career Dev. Svcs.	S25008	Student Placement	AMP	1.000	52.20	1.00	39,408	39,408	51,231
981135	E.Rinaldy	Asst Director of Technology	S25008	Student Placement	AMP	1.000	52.20	1.00	43,000	43,000	55,900
992247	J.Watson	Coor. Career Development Svcs	S25008	Student Placement	AMP	1.000	52.20	1.00	40,495	40,495	52,644
991034	S.Jakubow	Director, Career Dev. Services	S25008	Student Placement	AMP	1.000	52.20	1.00	67,322	67,322	87,519
991309	C.Lynch	Senior Secretary	S25008	Student Placement	SP	1.000	52.20	1.00	29,098	29,098	40,327
991285	M.Zaslow	Executive Secretary	S25008	Student Placement	SP	1.000	52.20	1.00	31,274	31,274	43,343
				S25008 Total		6.900		6.90	288,785	288,785	380,609
990129	B.Bazinsky	Coor. Student Affairs	S27001	Office for Students w/ Disabilities	AMP	0.500	52.20	0.50	17,867	17,867	23,228
990393	J.Aranda	Coor. Student Affairs	S27001	Office for Students w/ Disabilities	AMP	1.000	52.20	1.00	38,000	38,000	49,400
990868	L.Ferreira	Coor. Computer Applications	S27001	Office for Students w/ Disabilities	AMP	1.000	52.20	1.00	34,936	34,936	45,417
991819	L.Gil	Asst. Director Student Affairs	S27001	Office for Students w/ Disabilities	AMP	1.000	52.20	1.00	36,484	36,484	47,430
992941	M.Shaw	Coordinator, Student Affairs	S27001	Office for Students w/ Disabilities	AMP	1.000	52.20	1.00	31,415	31,415	40,840
991799	N.Rokos	Director Student Affairs	S27001	Office for Students w/ Disabilities	AMP	1.000	52.20	1.00	62,121	62,121	80,758
990340	C.Auster	Testing Facilitator	S27001	Office for Students w/ Disabilities	SP	1.000	52.20	1.00	25,496	25,496	35,335
991306	G.Lyew	Program Assistant	S27001	Office for Students w/ Disabilities	SP	1.000	52.20	1.00	33,695	33,695	46,698
				S27001 Total		7.500		7.50	280,014	280,014	369,106
991064	I.Jones	Dir, Int'l Student/Scholar Svc	S28000	International Student Affairs	AMP	1.000	52.20	1.00	61,037	61,037	79,349
990317	M.Strachan	Coor. Student Affairs	S28000	International Student Affairs	AMP	1.000	52.20	1.00	38,000	38,000	49,400
981454	N.Baran	SEVIS Coordinator	S28000	International Student Affairs	AMP	0.760	52.20	0.76	39,140	39,140	50,882
991939	M.Lopez	Program Assistant	S28000	International Student Affairs	SP	1.000	52.20	1.00	27,000	27,000	37,420
991883	M.Senat	Program Assistant	S28000	International Student Affairs	SP	1.000	52.20	1.00	29,800	29,800	41,300
				S28000 Total		4.760		4.76	194,977	194,977	258,351
				College Of Science							
991641	*** Unfilled ***	Dev't Ofc, Coll of Science	B10000	Dean Schmidt College Of Science	AMP	0.500	41.80	0.50	32,031	32,031	41,641
990107	J.Paredes	Specialist Comp. Applications	B10000	Dean Schmidt College Of Science	AMP	1.000	52.20	1.00	78,000	78,000	101,400

**FLORIDA ATLANTIC UNIVERSITY
 DETAIL OF SALARIES
 2008-09 OPERATING BUDGET
 EDUCATION AND GENERAL**

Position Number	Employee Name	Job Title	Index Number	Department Title	Pay Plan	FTE	Budgeted Weeks	Person Years	Current Rate	Salary Dollars	Amount W/Benefits
981436	P.Jones	Coord, Special Events	B10000	Dean Schmidt College Of Science	AMP	1.000	52.20	1.00	72,100	72,100	93,730
992205	P.Villoldo	Coor. Research Prog/Svcs.	B10000	Dean Schmidt College Of Science	AMP	0.500	52.20	0.50	22,836	22,836	29,687
981545	R.Lam	Coor. Computer Applications	B10000	Dean Schmidt College Of Science	AMP	1.000	52.20	1.00	37,000	37,000	48,100
990436	T.Corcoran	Coor. Research Prog/Svcs.	B10000	Dean Schmidt College Of Science	AMP	0.500	52.20	0.50	28,694	28,694	37,303
992048	W.Stephens	Business Manager	B10000	Dean Schmidt College Of Science	AMP	1.000	52.20	1.00	87,736	87,736	114,057
992964	*** Unfilled ***	Professor	B10000	Dean Schmidt College Of Science	FAC	-	52.20	-	0	0	0
991633	G.Perry	Dean and Professor	B10000	Dean Schmidt College Of Science	FAC	0.600	52.20	0.60	118,965	118,965	150,979
991258	L.Liebovitch	Professor	B10000	Dean Schmidt College Of Science	FAC	0.500	52.20	0.50	66,756	66,756	84,721
991800	N.Romance	Professor	B10000	Dean Schmidt College Of Science	FAC	0.570	39.00	0.43	79,883	79,883	101,380
991522	R.Narayanan	Associate Dean and Professor	B10000	Dean Schmidt College Of Science	FAC	0.400	52.20	0.40	58,597	58,597	74,366
990841	L.Millan	Senior Secretary	B10000	Dean Schmidt College Of Science	SP	1.000	52.20	1.00	30,900	30,900	42,825
990145	L.Sargent	Executive Secretary	B10000	Dean Schmidt College Of Science	SP	1.000	52.20	1.00	45,000	45,000	62,366
991824	M.Royer	Laboratory Machinist Spec.	B10000	Dean Schmidt College Of Science	SP	0.500	52.20	0.50	22,940	22,940	31,793
992008	T.Smith	Office Assistant	B10000	Dean Schmidt College Of Science	SP	1.000	52.20	1.00	30,370	30,370	42,090
992261	Y.Weiser	Senior Secretary	B10000	Dean Schmidt College Of Science	SP	0.500	52.20	0.50	18,896	18,896	26,188
			B10000 Total			11.570		11.43	830,704	830,704	1,082,626
992586	L.Morgan	Coor. Acad. Support Services	B10500	Student Services	AMP	1.000	52.20	1.00	35,000	35,000	45,500
992120	M.Thompson-Llamas	Assoc. Dir. Academic Programs	B10500	Student Services	AMP	1.000	52.20	1.00	45,689	45,689	59,396
990817	S.Goldstein	Asst Dir Pre-Health Prof Advis	B10500	Student Services	AMP	1.000	52.20	1.00	41,812	41,812	54,356
991048	I.Johanson	Assoc. Dean and Assoc. Profess	B10500	Student Services	FAC	0.750	52.20	0.75	98,094	98,094	124,492
991504	C.Nelson	Program Assistant	B10500	Student Services	SP	1.000	52.20	1.00	25,496	25,496	35,335
990683	K.Finkelstein	Senior Secretary	B10500	Student Services	SP	1.000	52.20	1.00	30,518	30,518	42,295
			B10500 Total			5.750		5.75	276,609	276,609	361,374
991558	E.Hall	Coor. Acad. Support Services	B11000	Chemistry	AMP	1.000	52.20	1.00	51,380	51,380	66,794
981516	J.Soberon	Budget Coordinator	B11000	Chemistry	AMP	0.545	52.20	0.55	24,307	24,307	31,600
981902	V.Storhaug	Coor. Research Prog/Svcs.	B11000	Chemistry	AMP	1.000	52.20	1.00	57,500	57,500	74,750
981842	*** Unfilled ***	Instructor	B11000	Chemistry	FAC	1.000	52.20	1.00	65,000	65,000	82,492
991030	*** Unfilled ***	Associate Professor	B11000	Chemistry	FAC	1.000	39.00	0.75	0	0	0
991123	*** Unfilled ***	Professor	B11000	Chemistry	FAC	1.000	39.00	0.75	0	0	0
992407	A.Terentis	Assistant Professor	B11000	Chemistry	FAC	1.000	39.00	0.75	61,934	61,934	78,601
990338	C.Carraher	Professor	B11000	Chemistry	FAC	1.000	39.00	0.75	105,919	105,919	134,422
991599	C.Parkanyi	Professor	B11000	Chemistry	FAC	1.000	39.00	0.75	101,140	101,140	128,357
981919	D.Chamely-Wiik	AsstScholar/Sctist/Eng/ResProf	B11000	Chemistry	FAC	1.000	39.00	0.75	57,000	57,000	72,339
990996	D.Huchital	Instructor	B11000	Chemistry	FAC	1.000	39.00	0.75	81,000	81,000	102,798

**FLORIDA ATLANTIC UNIVERSITY
 DETAIL OF SALARIES
 2008-09 OPERATING BUDGET
 EDUCATION AND GENERAL**

Position Number	Employee Name	Job Title	Index Number	Department Title	Pay Plan	FTE	Budgeted Weeks	Person Years	Current Rate	Salary Dollars	Amount W/Benefits
991288	D.Louda	Associate Professor	B11000	Chemistry	FAC	1.000	39.00	0.75	73,151	73,151	92,836
980455	E.Rezler	AsstScholar/Sctist/Eng/ResProf	B11000	Chemistry	FAC	1.000	52.20	1.00	65,000	65,000	82,492
991339	F.Mari	Associate Professor	B11000	Chemistry	FAC	0.750	39.00	0.56	60,704	60,704	77,040
990299	G.Sui	Assistant Professor	B11000	Chemistry	FAC	1.000	39.00	0.75	58,000	58,000	73,608
990887	J.Haky	Associate Professor	B11000	Chemistry	FAC	1.000	52.20	1.00	104,734	104,734	132,918
991289	J.Louda	Assoc. Scholar/Scientist/Engin	B11000	Chemistry	FAC	1.000	52.20	1.00	68,163	68,163	86,506
990278	K.Kasdorf	Instructor	B11000	Chemistry	FAC	1.000	52.20	1.00	51,000	51,000	64,725
990478	P.Cudic	Assistant Professor	B11000	Chemistry	FAC	1.000	39.00	0.75	56,086	56,086	71,179
992014	P.Snyder	Professor	B11000	Chemistry	FAC	0.500	39.00	0.37	38,900	38,900	49,368
991238	S.Lepore	Associate Professor	B11000	Chemistry	FAC	1.000	39.00	0.75	72,563	72,563	92,090
981506	S.Vetter	Assistant Professor	B11000	Chemistry	FAC	1.000	39.00	0.75	59,926	59,926	76,053
990679	VACANT - CHAIR	Professor	B11000	Chemistry	FAC	0.950	52.20	0.95	165,000	165,000	209,402
980970	VACANT-Aleman	Instructor	B11000	Chemistry	FAC	1.000	52.20	1.00	50,000	50,000	63,455
981395	VACANT-Asirvat	AsstScholar/Sctist/Eng/ResProf	B11000	Chemistry	FAC	1.000	52.20	1.00	0	0	0
981441	*** Unfilled ***	Office Assistant	B11000	Chemistry	SP	0.250	52.20	0.25	0	0	0
992318	C.Woodman	Senior Secretary	B11000	Chemistry	SP	1.000	52.20	1.00	38,343	38,343	53,140
991009	K.Hutzler	Secretary	B11000	Chemistry	SP	1.000	52.20	1.00	24,817	24,817	34,394
990106	P.Loreto	Senior Laboratory Technician	B11000	Chemistry	SP	1.000	52.20	1.00	39,655	39,655	54,958
				B11000 Total		26.995		23.64	1,631,222	1,631,222	2,086,317
991339	F.Mari	Associate Professor	B11017	CS 110194 NIE Neuropharmarology	FAC	0.250	39.00	0.19	20,235	20,235	25,681
990679	VACANT	Professor	B11017	CS 110194 NIE Neuropharmarology	FAC	0.050	39.00	0.04	0	0	0
				B11017 Total		0.300		0.22	20,235	20,235	25,681
990385	E.Cimillo	Budget Manager	B12000	Mathematics	AMP	1.000	52.20	1.00	48,395	48,395	62,914
981918	K.Katonah	Grant Coord. - CCIS	B12000	Mathematics	AMP	0.500	52.20	0.50	20,275	20,275	26,358
992405	*** Unfilled ***	Instructor	B12000	Mathematics	FAC	0.750	39.00	0.56	0	0	0
991428	A.Meyerowitz	Professor	B12000	Mathematics	FAC	1.000	39.00	0.75	63,062	63,062	80,032
981075	A.Radulovic	Instructor	B12000	Mathematics	FAC	1.000	39.00	0.75	42,000	42,000	53,303
990203	B.Booton	Instructor	B12000	Mathematics	FAC	1.000	39.00	0.75	48,019	48,019	60,941
993161	D.Petrela	Instructor	B12000	Mathematics	FAC	1.000	39.00	0.75	48,465	48,465	61,507
981081	D.Popova	Instructor	B12000	Mathematics	FAC	1.000	39.00	0.75	45,000	45,000	57,110
993142	D.Radulescu	Instructor	B12000	Mathematics	FAC	1.000	39.00	0.75	45,000	45,000	57,110
991709	D.Radulovic	Associate Professor	B12000	Mathematics	FAC	1.000	39.00	0.75	69,292	69,292	87,939
990966	F.Hoffman	Professor	B12000	Mathematics	FAC	1.000	39.00	0.75	91,082	91,082	115,593
991758	F.Richman	Professor	B12000	Mathematics	FAC	1.000	39.00	0.75	97,089	97,089	123,216

**FLORIDA ATLANTIC UNIVERSITY
 DETAIL OF SALARIES
 2008-09 OPERATING BUDGET
 EDUCATION AND GENERAL**

Position Number	Employee Name	Job Title	Index Number	Department Title	Pay Plan	FTE	Budgeted Weeks	Person Years	Current Rate	Salary Dollars	Amount W/Benefits
981880	H.Long	Assistant Professor	B12000	Mathematics	FAC	1.000	39.00	0.75	59,449	59,449	75,447
991542	H.Niederhausen	Professor	B12000	Mathematics	FAC	1.000	39.00	0.75	85,362	85,362	108,333
991619	H.Peitgen	Professor	B12000	Mathematics	FAC	0.500	39.00	0.37	67,416	67,416	85,558
991994	J.Viola-Prioli	Instructor	B12000	Mathematics	FAC	1.000	39.00	0.75	50,807	50,807	64,480
991142	L.Klingler	Professor	B12000	Mathematics	FAC	1.000	39.00	0.75	87,603	87,603	111,177
991706	L.Qian	Associate Professor	B12000	Mathematics	FAC	1.000	39.00	0.75	72,610	72,610	92,150
991450	M.Milman	Professor	B12000	Mathematics	FAC	1.000	39.00	0.75	87,447	87,447	110,979
991898	M.Schmidmeier	Assistant Professor	B12000	Mathematics	FAC	0.500	39.00	0.37	29,569	29,569	37,527
991656	P.Pina	Instructor	B12000	Mathematics	FAC	1.000	39.00	0.75	47,030	47,030	59,686
992338	P.Yiu	Professor	B12000	Mathematics	FAC	1.000	39.00	0.75	78,727	78,727	99,913
990818	R.Goldwyn	Scholar/Sctist/Eng/ResProf	B12000	Mathematics	FAC	1.000	39.00	0.75	55,431	55,431	70,348
992207	R.Lubarsky	Instructor	B12000	Mathematics	FAC	1.000	39.00	0.75	48,019	48,019	60,941
991508	R.Mullin	Professor	B12000	Mathematics	FAC	0.750	39.00	0.56	96,697	96,697	122,719
981487	R.Steinwandt	Associate Professor	B12000	Mathematics	FAC	1.000	39.00	0.75	67,706	67,706	85,926
992218	R.Voss	Professor	B12000	Mathematics	FAC	1.000	39.00	0.75	101,086	101,086	128,289
991136	S.Kizlik	Instructor	B12000	Mathematics	FAC	1.000	39.00	0.75	44,331	44,331	56,261
991279	S.Locke	Professor	B12000	Mathematics	FAC	1.000	39.00	0.75	82,032	82,032	104,107
991317	S.Magliveras	Chairperson and Professor	B12000	Mathematics	FAC	1.000	52.20	1.00	173,318	173,318	219,958
980894	S.Moosai-Sitahal	Instructor	B12000	Mathematics	FAC	1.000	39.00	0.75	42,000	42,000	53,303
992988	S.Ozkan-VACANT	Assistant Professor	B12000	Mathematics	FAC	-	39.00	-	0	0	0
990698	T.Ford	Professor	B12000	Mathematics	FAC	1.000	39.00	0.75	72,131	72,131	91,542
991905	T.Schonbek	Professor	B12000	Mathematics	FAC	1.000	39.00	0.75	80,029	80,029	101,565
990237	V.Naudot	Assistant Professor	B12000	Mathematics	FAC	1.000	39.00	0.75	63,000	63,000	79,954
981175	VACANT-M Hohen	Instructor	B12000	Mathematics	FAC	1.000	39.00	0.75	32,500	32,500	41,246
991086	W.Kalies	Associate Professor	B12000	Mathematics	FAC	1.000	39.00	0.75	66,533	66,533	84,438
981754	W.Mech	Professor	B12000	Mathematics	FAC	1.000	39.00	0.75	87,334	87,334	110,836
992259	W.We	Professor	B12000	Mathematics	FAC	1.000	39.00	0.75	69,469	69,469	88,164
992358	X.Zhang	Associate Professor	B12000	Mathematics	FAC	1.000	39.00	0.75	64,649	64,649	82,047
991262	Y.Lin	Associate Professor	B12000	Mathematics	FAC	1.000	39.00	0.75	65,564	65,564	83,208
991846	Y.Sagher	Professor	B12000	Mathematics	FAC	1.000	39.00	0.75	100,401	100,401	127,419
992236	Y.Wang	Professor	B12000	Mathematics	FAC	1.000	39.00	0.75	84,978	84,978	107,846
993148	Y.Xu	Instructor	B12000	Mathematics	FAC	1.000	39.00	0.75	42,683	42,683	54,169
990246	B.Broer	Senior Secretary	B12000	Mathematics	SP	1.000	52.20	1.00	31,797	31,797	44,068
			B12000 Total			42.000		32.26	2,855,387	2,855,387	3,629,627

**FLORIDA ATLANTIC UNIVERSITY
 DETAIL OF SALARIES
 2008-09 OPERATING BUDGET
 EDUCATION AND GENERAL**

Position Number	Employee Name	Job Title	Index Number	Department Title	Pay Plan	FTE	Budgeted Weeks	Person Years	Current Rate	Salary Dollars	Amount W/Benefits
990558	E.Vandernoot	Astronomy/Physics Lab Coord.	B13000	Physics	AMP	1.000	52.20	1.00	46,750	46,750	60,775
992156	M.Troshinsky	Budget Coordinator	B13000	Physics	AMP	1.000	52.20	1.00	47,618	47,618	61,904
990267	*** Unfilled ***	Professor	B13000	Physics	FAC	1.000	39.00	0.75	0	0	0
990736	A.Fuchs	Associate Professor	B13000	Physics	FAC	1.000	39.00	0.75	73,925	73,925	93,819
990574	A.Guzman	AssoScholar/Sctist/Eng/ResProf	B13000	Physics	FAC	1.000	39.00	0.75	60,000	60,000	76,146
992344	A.Lau	Assistant Professor	B13000	Physics	FAC	1.000	39.00	0.75	55,904	55,904	70,948
981470	A.Sweiti	AsstScholar/Sctist/Eng/ResProf	B13000	Physics	FAC	1.000	39.00	0.75	48,000	48,000	60,917
990140	C.Beetle	Assistant Professor	B13000	Physics	FAC	1.000	39.00	0.75	60,559	60,559	76,856
990371	D.Chen	Instructor	B13000	Physics	FAC	1.000	52.20	1.00	54,108	54,108	68,669
981480	G.Kreymerman	AssoScholar/Sctist/Eng/ResProf	B13000	Physics	FAC	1.000	39.00	0.75	52,000	52,000	65,994
981479	K.Sorge	Assistant Professor	B13000	Physics	FAC	1.000	39.00	0.75	53,774	53,774	68,245
991350	L.Martinez	Instructor	B13000	Physics	FAC	1.000	39.00	0.75	43,422	43,422	55,107
992289	L.Wille	Professor	B13000	Physics	FAC	1.000	39.00	0.75	94,367	94,367	119,762
992458	P.Marronetti	Assistant Professor	B13000	Physics	FAC	1.000	39.00	0.75	56,098	56,098	71,194
991464	R.Gross	Instructor	B13000	Physics	FAC	1.000	39.00	0.75	48,000	48,000	60,917
991067	R.Jordan	Professor	B13000	Physics	FAC	1.000	39.00	0.75	103,879	103,879	131,833
991707	S.Qiu	Professor	B13000	Physics	FAC	1.000	39.00	0.75	83,456	83,456	105,915
991243	T.Leventouri	Associate Professor	B13000	Physics	FAC	1.000	39.00	0.75	77,401	77,401	98,230
991047	V.Jirsa	Associate Professor	B13000	Physics	FAC	0.780	39.00	0.58	77,868	77,868	98,823
990530	VACANT -N.Dean	Professor	B13000	Physics	FAC	-	39.00	-	0	0	0
991443	W.Miller	Chairperson and Professor	B13000	Physics	FAC	1.000	52.20	1.00	140,000	140,000	177,674
992408	W.Tichy	Assistant Professor	B13000	Physics	FAC	1.000	39.00	0.75	56,127	56,127	71,231
991273	D.Littell	Senior Secretary	B13000	Physics	SP	1.000	52.20	1.00	33,133	33,133	45,920
B13000 Total						21.780		17.54	1,366,389	1,366,389	1,740,879
981986	D.Scheurle	Biotech. Lab Coordinator	B14000	Biological Sciences	AMP	1.000	52.20	1.00	45,000	45,000	58,500
991481	F.Grant	Budget Coordinator	B14000	Biological Sciences	AMP	0.950	52.20	0.95	44,342	44,342	57,645
990705	G.Fourreau	Assoc Dir, Academic Prog.	B14000	Biological Sciences	AMP	0.940	52.20	0.94	39,122	39,122	50,859
991369	G.Mayer	Coordinator Academic Programs	B14000	Biological Sciences	AMP	1.000	52.20	1.00	41,665	41,665	54,165
991746	P.Caruccio	Coor. Research Prog/Svcs.	B14000	Biological Sciences	AMP	1.000	52.20	1.00	44,000	44,000	57,200
990178	D.Binninger	Associate Professor	B14000	Biological Sciences	FAC	1.000	52.20	1.00	91,288	91,288	115,854
990772	D.Gawlik	Assistant Professor	B14000	Biological Sciences	FAC	1.000	39.00	0.75	67,818	67,818	86,068
990882	Daw	Assistant Professor	B14000	Biological Sciences	FAC	1.000	39.00	0.75	60,000	60,000	76,146
990718	E.Frazier	Instructor	B14000	Biological Sciences	FAC	1.000	39.00	0.75	51,772	51,772	65,704
992418	J.Caruso	Instructor	B14000	Biological Sciences	FAC	1.000	39.00	0.75	49,272	49,272	62,532

**FLORIDA ATLANTIC UNIVERSITY
DETAIL OF SALARIES
2008-09 OPERATING BUDGET
EDUCATION AND GENERAL**

Position Number	Employee Name	Job Title	Index Number	Department Title	Pay Plan	FTE	Budgeted Weeks	Person Years	Current Rate	Salary Dollars	Amount W/Benefits
990917	J.Hartmann	Professor	B14000	Biological Sciences	FAC	1.000	39.00	0.75	89,089	89,089	113,063
992328	J.Wyneken	Associate Professor	B14000	Biological Sciences	FAC	1.000	39.00	0.75	69,665	69,665	88,412
991857	K.Ayyanathan	Associate Professor	B14000	Biological Sciences	FAC	1.000	39.00	0.75	68,550	68,550	86,997
991146	M.Koch-Rose	Associate Professor	B14000	Biological Sciences	FAC	1.000	39.00	0.75	63,653	63,653	80,783
981501	R.Murphey	Chairperson and Professor	B14000	Biological Sciences	FAC	0.750	52.20	0.75	105,000	105,000	133,256
991522	R.Narayanan	Associate Dean and Professor	B14000	Biological Sciences	FAC	0.500	52.20	0.50	73,247	73,247	92,958
992417	S.Kajiura	Assistant Professor	B14000	Biological Sciences	FAC	1.000	39.00	0.75	55,788	55,788	70,801
991304	S.Milton	Assistant Professor	B14000	Biological Sciences	FAC	1.000	39.00	0.75	57,000	57,000	72,339
980749	T.Godenschwege	Assistant Professor	B14000	Biological Sciences	FAC	1.000	39.00	0.75	61,000	61,000	77,416
990254	W.Brooks	Professor	B14000	Biological Sciences	FAC	1.000	39.00	0.75	89,622	89,622	113,740
992359	X.Zhang	Assistant Professor	B14000	Biological Sciences	FAC	1.000	39.00	0.75	54,348	54,348	68,974
991874	J.Govender	Program Assistant	B14000	Biological Sciences	SP	0.925	52.20	0.93	32,607	32,607	45,191
990576	R.Dixon	Senior Secretary	B14000	Biological Sciences	SP	1.000	52.20	1.00	31,656	31,656	43,873
			B14000 Total			22.065		18.78	1,385,504	1,385,504	1,772,476
991845	D.Sagher	Coor. Research Prog/Svcs.	B14300	Biotechnology	AMP	1.000	52.20	1.00	56,532	56,532	73,492
992262	H.Weissbach	Distinguished Professor	B14300	Biotechnology	FAC	0.500	39.00	0.37	64,907	64,907	82,374
990352	M.Cazeau	Assistant to Director	B14300	Biotechnology	SP	1.000	52.20	1.00	37,256	37,256	51,634
			B14300 Total			2.500		2.37	158,695	158,695	207,500
981863	*** Unfilled ***	Assistant Coordinator	B15000	Psychology	AMP	1.000	52.20	1.00	0	0	0
992205	P.Villoldo	Coor. Research Prog/Svcs.	B15000	Psychology	AMP	0.500	52.20	0.50	22,836	22,836	29,687
990899	S.Hanna-Emery	Dept. Budget Coord.	B15000	Psychology	AMP	0.900	52.20	0.90	37,522	37,522	48,779
992090	*** Unfilled ***	Associate Professor	B15000	Psychology	FAC	-	39.00	-	0	0	0
991125	A.Kersten	Associate Professor	B15000	Psychology	FAC	1.000	39.00	0.75	61,462	61,462	78,002
991556	A.Nowak	Associate Professor	B15000	Psychology	FAC	0.500	39.00	0.37	35,219	35,219	44,697
991114	B.Tuller	Professor	B15000	Psychology	FAC	1.000	39.00	0.75	0	0	0
990179	D.Bjorklund	Professor	B15000	Psychology	FAC	1.000	39.00	0.75	119,312	119,312	151,419
991249	D.Lewkowicz	Professor	B15000	Psychology	FAC	1.000	39.00	0.75	108,793	108,793	138,070
991632	D.Perry	Professor	B15000	Psychology	FAC	1.000	39.00	0.75	132,649	132,649	168,345
992315	D.Wolgin	Chairperson and Professor	B15000	Psychology	FAC	0.800	52.20	0.80	119,381	119,381	151,507
990963	E.Barenholtz	Assistant Professor	B15000	Psychology	FAC	1.000	39.00	0.75	57,000	57,000	72,339
991202	E.Large	Associate Professor	B15000	Psychology	FAC	1.000	39.00	0.75	64,636	64,636	82,030
991048	I.Johanson	Assoc. Dean and Assoc. Profess	B15000	Psychology	FAC	0.250	52.20	0.25	32,698	32,698	41,498
981239	J.Jakubow	Instructor	B15000	Psychology	FAC	1.000	39.00	0.75	41,000	41,000	52,034
991621	J.Peluso	Instructor	B15000	Psychology	FAC	1.000	52.20	1.00	59,087	59,087	74,988

**FLORIDA ATLANTIC UNIVERSITY
 DETAIL OF SALARIES
 2008-09 OPERATING BUDGET
 EDUCATION AND GENERAL**

Position Number	Employee Name	Job Title	Index Number	Department Title	Pay Plan	FTE	Budgeted Weeks	Person Years	Current Rate	Salary Dollars	Amount W/Benefits
992141	J.Touhey	Associate Professor	B15000	Psychology	FAC	1.000	39.00	0.75	53,268	53,268	67,603
991258	L.Liebovitch	Professor	B15000	Psychology	FAC	0.500	39.00	0.37	66,756	66,756	84,721
991634	M.Greif	Assistant Professor	B15000	Psychology	FAC	1.000	39.00	0.75	56,000	56,000	71,070
991847	M.Sagrignano	Assistant Professor	B15000	Psychology	FAC	1.000	39.00	0.75	51,220	51,220	65,004
991206	P.Lasiter	Professor	B15000	Psychology	FAC	1.000	39.00	0.75	67,831	67,831	86,085
993015	R.Stackman	Professor	B15000	Psychology	FAC	1.000	39.00	0.75	58,710	58,710	74,509
992177	R.Vallacher	Professor	B15000	Psychology	FAC	1.000	39.00	0.75	97,391	97,391	123,599
992195	R.Vertes	Professor	B15000	Psychology	FAC	1.000	39.00	0.75	92,420	92,420	117,291
990235	S.Bressler	Professor	B15000	Psychology	FAC	1.000	39.00	0.75	92,078	92,078	116,857
991472	T.Monson	Associate Professor	B15000	Psychology	FAC	1.000	39.00	0.75	55,479	55,479	70,409
990161	VACANT .Berent	Associate Professor	B15000	Psychology	FAC	1.000	39.00	0.75	0	0	0
991511	A.Munchow	Secretary	B15000	Psychology	SP	1.000	52.20	1.00	25,469	25,469	35,298
991390	C.McDonough	Senior Secretary	B15000	Psychology	SP	1.000	52.20	1.00	34,949	34,949	48,436
			B15000 Total			25.450		20.65	1,643,166	1,643,166	2,094,277
990596	K.Thamsten	Coor. Acad. Support Services	B15100	Center For Complex Systems	AMP	1.000	52.20	1.00	45,000	45,000	58,500
991398	W.McLean	Coor. Research Prog/Svcs.	B15100	Center For Complex Systems	AMP	1.000	52.20	1.00	44,928	44,928	58,407
990188	J.Blanks	Director and Professor	B15100	Center For Complex Systems	FAC	0.100	52.20	0.10	16,393	16,393	20,805
991115	J.Kelso	Eminent Scholar	B15100	Center For Complex Systems	FAC	1.000	39.00	0.75	171,052	171,052	217,083
990714	R.Frankel	Program Assistant	B15100	Center For Complex Systems	SP	1.000	52.20	1.00	44,248	44,248	61,324
			B15100 Total			4.100		3.85	321,621	321,621	416,119
991835	K.Russo	Coor. Acad. Support Services	B17000	Geoscience	AMP	0.750	52.20	0.75	33,127	33,127	43,066
990436	T.Corcoran	Coor. Research Prog/Svcs.	B17000	Geoscience	AMP	0.500	52.20	0.50	28,694	28,694	37,303
991572	A.Oleinik	Associate Professor	B17000	Geoscience	FAC	1.000	39.00	0.75	66,947	66,947	84,963
991776	C.Roberts	Associate Professor	B17000	Geoscience	FAC	1.000	39.00	0.75	67,638	67,638	85,840
992237	D.Warburton	Associate Professor	B17000	Geoscience	FAC	1.000	39.00	0.75	57,095	57,095	72,460
991644	E.Petuch	Professor	B17000	Geoscience	FAC	1.000	39.00	0.75	82,939	82,939	105,258
990751	J.Gammack-Clark	Instructor	B17000	Geoscience	FAC	1.000	52.20	1.00	60,000	60,000	76,146
991742	J.Restrepo	Professor	B17000	Geoscience	FAC	1.000	39.00	0.75	91,601	91,601	116,251
993277	M.Fadiman	Assistant Professor	B17000	Geoscience	FAC	1.000	39.00	0.75	58,559	58,559	74,318
990906	M.Garcia Quijano	Assistant Professor	B17000	Geoscience	FAC	1.000	39.00	0.75	58,000	58,000	73,608
991026	R.Ivy	Chair and Assoc. Professor	B17000	Geoscience	FAC	1.000	52.20	1.00	123,001	123,001	156,101
992149	S.Markwith	Assistant Professor	B17000	Geoscience	FAC	1.000	39.00	0.75	58,000	58,000	73,608
992958	T.Hindle	AsstScholar/Sctist/Eng/ResProf	B17000	Geoscience	FAC	1.000	39.00	0.75	55,577	55,577	70,533
991222	T.Root	Assistant Professor	B17000	Geoscience	FAC	1.000	39.00	0.75	58,000	58,000	73,608

**FLORIDA ATLANTIC UNIVERSITY
DETAIL OF SALARIES
2008-09 OPERATING BUDGET
EDUCATION AND GENERAL**

Position Number	Employee Name	Job Title	Index Number	Department Title	Pay Plan	FTE	Budgeted Weeks	Person Years	Current Rate	Salary Dollars	Amount W/Benefits	
991913	X.Comas	Assistant Professor	B17000	Geoscience	FAC	1.000	39.00	0.75	56,000	56,000	71,070	
992332	Z.Xie	Assistant Professor	B17000	Geoscience	FAC	1.000	39.00	0.75	58,935	58,935	74,795	
990202	S.Prince	Senior Secretary	B17000	Geoscience	SP	1.000	52.20	1.00	29,111	29,111	40,345	
			B17000 Total					16.250	13.22	1,043,224	1,043,224	1,329,273
981031	E.John	Coord, Ext Aff & Comm Relation	D01000	COS - Dean- Davie	AMP	1.000	52.20	1.00	43,260	43,260	56,238	
990625	L.Richards	Budget Coordinator	D01000	COS - Dean- Davie	AMP	1.000	52.20	1.00	51,505	51,505	66,957	
990932	*** Unfilled ***	Assistant Professor	D01000	COS - Dean- Davie	FAC	-	39.00	-	0	0	0	
991633	G.Perry	Dean and Professor	D01000	COS - Dean- Davie	FAC	0.200	52.20	0.20	39,655	39,655	50,327	
992105	L.Terry	Assoc. Dean and Assoc. Profess	D01000	COS - Dean- Davie	FAC	1.000	52.20	1.00	125,000	125,000	158,638	
			D01000 Total					3.200	3.20	259,420	259,420	332,160
991325	G.Malone	Coor. Acad. Support Services	D01002	Davie College of Science Stdnt Svc	AMP	1.000	52.20	1.00	38,623	38,623	50,210	
			D01002 Total					1.000	1.00	38,623	38,623	50,210
990984	C.Howell	Coor. Research Prog/Svcs.	D11100	COS-Chemistry -Davie	AMP	0.150	52.20	0.15	6,015	6,015	7,820	
990881	A.Haces	Instructor	D11100	COS-Chemistry -Davie	FAC	1.000	52.20	1.00	56,558	56,558	71,778	
			D11100 Total					1.150	1.15	62,573	62,573	79,598
990984	C.Howell	Coor. Research Prog/Svcs.	D11401	COS-Biological Science-Davie	AMP	0.850	52.20	0.85	34,087	34,087	44,314	
991481	F.Grant	Budget Coordinator	D11401	COS-Biological Science-Davie	AMP	0.050	52.20	0.05	2,334	2,334	3,035	
990705	G.Fourreau	Assoc Dir, Academic Prog.	D11401	COS-Biological Science-Davie	AMP	0.060	52.20	0.06	2,497	2,497	3,247	
990540	V.Hormann	Assistant Laboratory Manager	D11401	COS-Biological Science-Davie	AMP	1.000	52.20	1.00	30,000	30,000	39,000	
992452	C.Hughes	Associate Professor	D11401	COS-Biological Science-Davie	FAC	1.000	39.00	0.75	58,910	58,910	74,763	
981774	E.Noonburg	Assistant Professor	D11401	COS-Biological Science-Davie	FAC	1.000	39.00	0.75	55,000	55,000	69,801	
991312	H.Lyons	Associate Professor	D11401	COS-Biological Science-Davie	FAC	1.000	52.20	1.00	84,511	84,511	107,253	
990097	J.Baldwin	Associate Professor	D11401	COS-Biological Science-Davie	FAC	1.000	39.00	0.75	65,075	65,075	82,587	
991174	J.Kumi-Diaka	Associate Professor	D11401	COS-Biological Science-Davie	FAC	1.000	39.00	0.75	61,467	61,467	78,008	
981200	N.Dorn	Assistant Professor	D11401	COS-Biological Science-Davie	FAC	1.000	39.00	0.75	52,856	52,856	67,080	
990647	N.Esiobu	Associate Professor	D11401	COS-Biological Science-Davie	FAC	1.000	39.00	0.75	61,499	61,499	78,049	
981501	R.Murphey	Chairperson and Professor	D11401	COS-Biological Science-Davie	FAC	0.250	52.20	0.25	35,000	35,000	44,419	
993039	T.Theisen	Instructor	D11401	COS-Biological Science-Davie	FAC	1.000	39.00	0.75	43,000	43,000	54,572	
992213	Volin	Program Director and Professor	D11401	COS-Biological Science-Davie	FAC	-	52.20	-	0	0	0	
992078	C.Berman	Program Assistant	D11401	COS-Biological Science-Davie	SP	1.000	52.20	1.00	31,197	31,197	43,236	
991874	J.Govender	Program Assistant	D11401	COS-Biological Science-Davie	SP	0.075	52.20	0.08	2,644	2,644	3,665	
			D11401 Total					11.285	9.51	620,077	620,077	793,029
981154	V.Owen	Coor. Research Prog/Svcs.	D11407	Davie - COS Greenhouse	AMP	1.000	52.20	1.00	51,500	51,500	66,950	
			D11407 Total					1.000	1.00	51,500	51,500	66,950

**FLORIDA ATLANTIC UNIVERSITY
DETAIL OF SALARIES
2008-09 OPERATING BUDGET
EDUCATION AND GENERAL**

Position Number	Employee Name	Job Title	Index Number	Department Title	Pay Plan	FTE	Budgeted Weeks	Person Years	Current Rate	Salary Dollars	Amount W/Benefits
990899	S.Hanna-Emery	Dept. Budget Coord.	D24001	Davie Psychology	AMP	0.100	52.20	0.10	4,169	4,169	5,420
991214	B.Laursen	Professor	D24001	Davie Psychology	FAC	1.000	39.00	0.75	100,320	100,320	127,317
992278	C.White	Professor	D24001	Davie Psychology	FAC	1.000	39.00	0.75	97,091	97,091	123,219
990589	D.Popp	Assistant Professor	D24001	Davie Psychology	FAC	1.000	39.00	0.75	51,500	51,500	65,359
992315	D.Wolgin	Chairperson and Professor	D24001	Davie Psychology	FAC	0.200	52.20	0.20	29,845	29,845	37,877
990965	E.Hoff	Professor	D24001	Davie Psychology	FAC	1.000	39.00	0.75	95,540	95,540	121,250
991814	M.Rosselli	Asst. Chair and Assoc. Profess	D24001	Davie Psychology	FAC	1.000	52.20	1.00	102,179	102,179	129,676
993128	S.Vagi	Instructor	D24001	Davie Psychology	FAC	1.000	39.00	0.75	41,000	41,000	52,034
991946	T.Shackelford	Associate Professor	D24001	Davie Psychology	FAC	1.000	39.00	0.75	72,562	72,562	92,089
991719	VACANT-Manson	Instructor	D24001	Davie Psychology	FAC	1.000	39.00	0.75	45,000	45,000	57,110
992495	V.Lindsay	Senior Secretary	D24001	Davie Psychology	SP	1.000	52.20	1.00	30,812	30,812	42,703
				D24001 Total		9.300		7.53	670,018	670,018	854,054
990146	*** Unfilled ***	Assistant Professor	J15000	Psychology Department-Jupiter-Lvl 4	FAC	1.000	39.00	0.75	0	0	0
991000	K.Hughes	Assistant Professor	J15000	Psychology Department-Jupiter-Lvl 4	FAC	1.000	39.00	0.75	54,494	54,494	69,159
991066	N.Jones	Associate Professor	J15000	Psychology Department-Jupiter-Lvl 4	FAC	1.000	39.00	0.75	62,974	62,974	79,921
				J15000 Total		3.000		2.24	117,468	117,468	149,080
990579	*** Unfilled ***	Coordinator, Info/Pub Services	J96000	Center for Environmental Studies	AMP	1.000	52.20	1.00	0	0	0
992819	A.Edwards	Coor. Educ/Trg Programs	J96000	Center for Environmental Studies	AMP	-	52.20	-	0	0	0
990563	D.Dicarlo	Coor. Research Prog/Svcs.	J96000	Center for Environmental Studies	AMP	0.800	52.20	0.80	47,697	47,697	62,007
991058	J.Jolley	Assoc. Dir. Research Pro/Svcs	J96000	Center for Environmental Studies	AMP	1.000	52.20	1.00	61,865	61,865	80,425
992773	L.Boukerrou	Coor. Research Prog/Svcs.	J96000	Center for Environmental Studies	AMP	0.250	52.20	0.25	13,358	13,358	17,366
991126	L.Kerwin	Asst. Director Research Prog.	J96000	Center for Environmental Studies	AMP	0.500	52.20	0.50	29,817	29,817	38,763
981930	S.Edic	Coor. Research Prog/Svcs.	J96000	Center for Environmental Studies	AMP	0.650	52.20	0.65	29,980	29,980	38,974
990171	L.Berry	Director and Professor	J96000	Center for Environmental Studies	FAC	1.000	52.20	1.00	140,295	140,295	178,049
990929	E.Heaney	Senior Secretary	J96000	Center for Environmental Studies	SP	1.000	52.20	1.00	29,856	29,856	41,378
990703	S.Forsythe	Computer Programmer/Analyst	J96000	Center for Environmental Studies	SP	0.500	52.20	0.50	22,050	22,050	30,560
				J96000 Total		6.700		6.70	374,918	374,918	487,522
992556	C.Proffitt	Associate Professor	K11400	Biology - Treasure Coast	FAC	1.000	39.00	0.75	71,130	71,130	90,272
992555	VACANT.Orlando	Assistant Professor	K11400	Biology - Treasure Coast	FAC	1.000	39.00	0.75	0	0	0
				K11400 Total		2.000		1.49	71,130	71,130	90,272
991633	G.Perry	Dean and Professor	K19000	Marine Science Partnership-Tr.Coast	FAC	0.200	52.20	0.20	39,655	39,655	50,327
991522	R.Narayanan	Associate Dean and Professor	K19000	Marine Science Partnership-Tr.Coast	FAC	0.100	52.20	0.10	14,649	14,649	18,592
				K19000 Total		0.300		0.30	54,304	54,304	68,919

Tower

**FLORIDA ATLANTIC UNIVERSITY
 DETAIL OF SALARIES
 2008-09 OPERATING BUDGET
 EDUCATION AND GENERAL**

Position Number	Employee Name	Job Title	Index Number	Department Title	Pay Plan	FTE	Budgeted Weeks	Person Years	Current Rate	Salary Dollars	Amount W/Benefits
992223	C.Walker	Administrative Assistant	T00300	Tower Admin General	SP	1.000	52.20	1.00	46,828	46,828	64,899
T00300 Total						1.000		1.00	46,828	46,828	64,899
981108	*** Unfilled ***	Coord, Alum Relations, Broward	T00500	Tower Development	AMP	-	52.20	-	0	0	0
992388	L.Richards	Dev't Officer, Broward Campus	T00500	Tower Development	AMP	0.200	52.20	0.20	15,000	15,000	19,500
T00500 Total						0.200		0.20	15,000	15,000	19,500
991961	*** Unfilled ***	Coord, Commun. & Mktng	T00600	Office of Community Relations Tower	AMP	0.400	52.20	0.40	16,000	16,000	20,800
990212	C.Stewart	Asst. V.P. Advancement/Alumni	T00600	Office of Community Relations Tower	AMP	0.400	52.20	0.40	30,000	30,000	39,000
990808	S.O'Neill	Director Univ Advance/Broward	T00600	Office of Community Relations Tower	AMP	0.400	52.20	0.40	23,229	23,229	30,198
992004	N.Hinds	Executive Secretary	T00600	Office of Community Relations Tower	SP	0.400	52.20	0.40	10,800	10,800	14,968
T00600 Total						1.600		1.60	80,029	80,029	104,966
990137	P.Bebko	Asst. V.P., Academic Affairs	T03000	Tower Campus VP	FAC	1.000	52.20	1.00	97,307	97,307	123,493
992202	F.Viera	Executive Secretary	T03000	Tower Campus VP	SP	1.000	52.20	1.00	33,693	33,693	46,696
T03000 Total						2.000		2.00	131,000	131,000	170,189
990864	*** Unfilled ***	Coor. Continuing Education	T03900	Tower Reserve	AMP	1.000	52.20	1.00	32,071	0	0
990985	*** Unfilled ***	Assoc. Director Acad. Supp. Sv	T03900	Tower Reserve	AMP	0.800	52.20	0.80	43,509	0	0
992006	*** Unfilled ***	Dir., Broward Lifelong Lrng.	T03900	Tower Reserve	AMP	-	52.20	-	0	0	0
992531	*** Unfilled ***	Executive Assistant	T03900	Tower Reserve	AMP	-	52.20	-	68,943	15,000	19,500
993092	*** Unfilled ***	Coor. Computer Applications	T03900	Tower Reserve	AMP	1.000	52.20	1.00	45,000	0	0
993096	*** Unfilled ***	Coor. Acad. Support Services	T03900	Tower Reserve	AMP	1.000	52.20	1.00	30,000	0	0
993156	*** Unfilled ***	Coor. Computer Applications	T03900	Tower Reserve	AMP	1.000	52.20	1.00	21,730	0	0
993201	*** Unfilled ***	Coord, Admissions/Registration	T03900	Tower Reserve	AMP	0.750	52.20	0.75	16,297	0	0
992282	*** Unfilled ***	Asst. Prof. and VP	T03900	Tower Reserve	FAC	1.000	52.20	1.00	116,857	0	0
992401	*** Unfilled ***	Associate Professor	T03900	Tower Reserve	FAC	0.250	52.20	0.25	29,551	0	0
993127	*** Unfilled ***	Prog Ass't, Broward Lifelong L	T03900	Tower Reserve	SP	-	52.20	-	21,919	0	0
992581	*** Unfilled ***	Senior Secretary	T03900	Tower Reserve	SP	0.490	52.20	0.49	9,450	0	0
993042	*** Unfilled ***	Executive Secretary	T03900	Tower Reserve	SP	1.000	52.20	1.00	23,237	0	0
993158	*** Unfilled ***	Laboratory Technician	T03900	Tower Reserve	SP	0.500	52.20	0.50	20,492	0	0
993202	*** Unfilled ***	Senior Secretary	T03900	Tower Reserve	SP	0.360	52.20	0.36	66,599	0	0
992534	*** Unfilled ***	Professor	T03900	Tower Reserve	SUMR	16.860	52.20	16.86	266,666	15,000	19,037
T03900 Total						26.010		26.01	812,321	30,000	38,537
991998	J.Marcus	Senior Clerk	T10300	Tower Asst VP Admin Serv	SP	0.150	52.20	0.15	3,274	3,274	4,538
990827	P.Smith	Senior Clerk	T10300	Tower Asst VP Admin Serv	SP	0.120	52.20	0.12	2,343	2,343	3,248
T10300 Total						0.270		0.27	5,617	5,617	7,786
992055	D.Stewart	Coordinator, Accounting	T10500	Tower Budget Office	AMP	0.300	52.20	0.30	14,502	14,502	18,853

**FLORIDA ATLANTIC UNIVERSITY
DETAIL OF SALARIES
2008-09 OPERATING BUDGET
EDUCATION AND GENERAL**

Position Number	Employee Name	Job Title	Index Number	Department Title	Pay Plan	FTE	Budgeted Weeks	Person Years	Current Rate	Salary Dollars	Amount W/Benefits
991051	I.John	Asst. V.P. Admin. Affairs	T10500	Tower Budget Office	AMP	0.300	52.20	0.30	29,552	29,552	38,418
			T10500 Total			0.600		0.60	44,054	44,054	57,271
991822	H.Louisy	Personnel Mgr, Broward Campus	T11500	Tower Personnel Services	AMP	0.450	52.20	0.45	18,540	18,540	24,102
			T11500 Total			0.450		0.45	18,540	18,540	24,102
990570	*** Unfilled ***	Tower Cashier	T12011	Tower Cashier Office	SP	-	.00	-	0	0	0
			T12011 Total			-		-	0	0	0
990457	I.Coyle	Coordinator Purchasing	T12500	Tower Purchasing	AMP	0.300	52.20	0.30	11,999	11,999	15,599
			T12500 Total			0.300		0.30	11,999	11,999	15,599
990052	C.Anthony	Senior Motor Vehicle Operator	T13400	Tower Property Mgr/Couri	SP	0.300	52.20	0.30	8,776	8,776	12,163
991426	E.Meyer	Property Manager	T13400	Tower Property Mgr/Couri	SP	0.300	52.20	0.30	8,475	8,475	11,746
			T13400 Total			0.600		0.60	17,251	17,251	23,909
990476	V.Cucchiella	Assoc. Director Facil. Plan.	T14004	Tower Facilities Planning	AMP	0.630	52.20	0.63	47,343	47,343	61,546
			T14004 Total			0.630		0.63	47,343	47,343	61,546
990941	R.Beals	Senior Clerk	T15007	Tower Mailroom	SP	1.000	52.20	1.00	24,515	24,515	33,976
			T15007 Total			1.000		1.00	24,515	24,515	33,976
980631	G.Palmer	Broward Commander	T18000	Tower Security	AMP	1.000	52.20	1.00	56,500	56,500	73,450
981065	*** Unfilled ***	Law Enforcement Officer	T18000	Tower Security	SP	1.000	52.20	1.00	42,403	42,403	58,767
980457	*** Unfilled ***	Pos Not Estab - pull file	T18000	Tower Security	SP	-	52.20	-	0	0	0
980681	*** Unfilled ***	Law Enforcement Officer	T18000	Tower Security	SP	1.000	52.20	1.00	45,000	0	0
993007	*** Unfilled ***	Clerk Typist	T18000	Tower Security	SP	1.000	52.20	1.00	16,843	0	0
993381	*** Unfilled ***	Law Enforcement Corporal	T18000	Tower Security	SP	1.000	52.20	1.00	35,930	0	0
993383	*** Unfilled ***	Law Enforcement Corporal	T18000	Tower Security	SP	0.910	52.20	0.91	32,696	0	0
			T18000 Total			5.910		5.91	229,372	98,903	132,217
990650	K.Esteves	Asst. Dir, Student Aff-Broward	T22000	Tower Student Services	AMP	1.000	52.20	1.00	46,765	46,765	60,795
991423	M.Merzer	Assoc. Dean Student Affairs	T22000	Tower Student Services	AMP	0.110	52.20	0.11	7,268	7,268	9,449
			T22000 Total			1.110		1.11	54,033	54,033	70,244
990266	W.Brown	Assoc. Director Financial Aid	T24000	Tower Financial Aid	AMP	0.110	52.20	0.11	5,626	5,626	7,314
			T24000 Total			0.110		0.11	5,626	5,626	7,314
992054	D.Lee	Assoc. Director Career Dev.	T25000	Career Development - FTL	AMP	0.110	52.20	0.11	5,390	5,390	7,007
			T25000 Total			0.110		0.11	5,390	5,390	7,007
992221	A.Walker	Asst. Registrar, Broward	T30000	Tower Registrar	AMP	1.000	52.20	1.00	38,445	38,445	49,979
991399	M.McLeod	Associate Registrar	T30000	Tower Registrar	AMP	0.110	52.20	0.11	6,827	6,827	8,876
992147	J.Tracy	Registration Officer	T30000	Tower Registrar	SP	1.000	52.20	1.00	31,292	31,292	43,368
			T30000 Total			2.110		2.11	76,564	76,564	102,223

**FLORIDA ATLANTIC UNIVERSITY
 DETAIL OF SALARIES
 2008-09 OPERATING BUDGET
 EDUCATION AND GENERAL**

Position Number	Employee Name	Job Title	Index Number	Department Title	Pay Plan	FTE	Budgeted Weeks	Person Years	Current Rate	Salary Dollars	Amount W/Benefits
991298	C.Hickson	Coord, Admissions/Registration	T50000	Tower Admissions	AMP	1.000	52.20	1.00	32,000	32,000	41,600
990051	J.Lopez-Acevedo	Assoc Dir, Broward Admissions	T50000	Tower Admissions	AMP	0.110	52.20	0.11	5,720	5,720	7,436
		T50000 Total				1.110		1.11	37,720	37,720	49,036
992151	L.Plocharczyk	Assistant Librarian	T50002	Tower Library	FAC	0.450	52.20	0.45	19,800	19,800	25,129
992926	*** Unfilled ***	Senior Library Tech. Asst.	T50002	Tower Library	SP	1.000	52.20	1.00	19,829	0	0
993029	*** Unfilled ***	Audio Visual Specialist	T50002	Tower Library	SP	1.000	52.20	1.00	24,009	0	0
993050	*** Unfilled ***	Library Technical Assistant	T50002	Tower Library	SP	0.500	52.20	0.50	9,087	0	0
		T50002 Total				2.950		2.95	72,725	19,800	25,129
991489	W.Morgan	Director Physical Plant	T70000	Tower Askew Twr PO&M	AMP	1.000	52.20	1.00	69,316	69,316	90,111
990111	K.Gazo	Executive Secretary	T70000	Tower Askew Twr PO&M	SP	1.000	52.20	1.00	26,000	26,000	36,034
		T70000 Total				2.000		2.00	95,316	95,316	126,145
993035	*** Unfilled ***	Groundskeeper	T71500	Tower Askew Twr Maintenance	SP	0.290	52.20	0.29	4,341	0	0
993069	*** Unfilled ***	Clerk	T71500	Tower Askew Twr Maintenance	SP	0.440	52.20	0.44	11,016	0	0
993406	*** Unfilled ***	Asst Custodial Services Supt	T71500	Tower Askew Twr Maintenance	SP	1.000	52.20	1.00	25,100	0	0
993407	*** Unfilled ***	Senior Custodial Supervisor	T71500	Tower Askew Twr Maintenance	SP	1.000	52.20	1.00	18,642	0	0
993408	*** Unfilled ***	Custodial Supervisor	T71500	Tower Askew Twr Maintenance	SP	1.000	52.20	1.00	16,530	0	0
993410	*** Unfilled ***	Custodial Worker	T71500	Tower Askew Twr Maintenance	SP	1.000	52.20	1.00	14,412	0	0
993476	*** Unfilled ***	Senior Motor Vehicle Operator	T71500	Tower Askew Twr Maintenance	SP	0.920	52.20	0.92	15,549	0	0
992269	ENRIQUE CORDOVA	Asst Custodial Services Supt	T71500	Tower Askew Twr Maintenance	SP	1.000	52.20	1.00	26,280	26,280	36,422
		T71500 Total				6.650		6.65	131,870	26,280	36,422
991960	L.Jones	Building Manager	T71501	Tower Hec Maintenance	SP	1.000	52.20	1.00	32,000	32,000	44,349
		T71501 Total				1.000		1.00	32,000	32,000	44,349
992998	*** Unfilled ***	Maintenance Mechanic	T72500	Tower Commercial Custodial-Lvl 4	SP	1.000	52.20	1.00	28,696	0	0
993409	*** Unfilled ***	Senior Custodial Worker	T72500	Tower Commercial Custodial-Lvl 4	SP	1.000	52.20	1.00	15,168	0	0
		T72500 Total				2.000		2.00	43,864	0	0
993170	*** Unfilled ***	Senior Custodial Worker	T72501	Tower Hec Custodial	SP	1.000	52.20	1.00	20,995	0	0
993171	*** Unfilled ***	Custodial Worker	T72501	Tower Hec Custodial	SP	1.000	52.20	1.00	20,995	0	0
993172	*** Unfilled ***	Custodial Worker	T72501	Tower Hec Custodial	SP	1.000	52.20	1.00	20,995	0	0
		T72501 Total				3.000		3.00	62,985	0	0
993465	*** Unfilled ***	Electronic Technician Supvr.	T75500	Tower Askew Twr Utilities	SP	1.000	52.20	1.00	24,719	0	0
		T75500 Total				1.000		1.00	24,719	0	0
993168	*** Unfilled ***	Maintenance Support Worker	T75501	Tower Hec Utilities	SP	1.000	52.20	1.00	20,995	0	0
993169	*** Unfilled ***	Maintenance Support Worker	T75501	Tower Hec Utilities	SP	1.000	52.20	1.00	20,995	0	0
993173	*** Unfilled ***	Maintenance Support Worker	T75501	Tower Hec Utilities	SP	1.000	52.20	1.00	20,995	0	0

**FLORIDA ATLANTIC UNIVERSITY
 DETAIL OF SALARIES
 2008-09 OPERATING BUDGET
 EDUCATION AND GENERAL**

Position Number	Employee Name	Job Title	Index Number	Department Title	Pay Plan	FTE	Budgeted Weeks	Person Years	Current Rate	Salary Dollars	Amount W/Benefits
993174	*** Unfilled ***	Maintenance Support Worker	T75501	Tower Hec Utilities	SP	1.000	52.20	1.00	20,995	0	0
T75501 Total						4.000		4.00	83,980	0	0
University Advancement											
981061	*** Unfilled ***	Director of Annual Giving	U00500	Vice President-University Advan.	AMP	1.000	52.20	1.00	60,000	51,000	66,300
992371	*** Unfilled ***	Assoc. V.P. Univ. Advancement	U00500	Vice President-University Advan.	AMP	1.000	52.20	1.00	0	0	0
981683	*** Unfilled ***	Coor. Advancement/Alumni Affs	U00500	Vice President-University Advan.	AMP	4.880	52.20	4.88	38,984	940	1,222
990042	J.Anderson	Director, Advancement Svcs.	U00500	Vice President-University Advan.	AMP	1.000	52.20	1.00	73,806	73,806	95,948
990410	L.Collier	Dir, Alumni Rel/Operations	U00500	Vice President-University Advan.	AMP	0.430	52.20	0.43	24,360	24,360	31,668
981041	M.Scott	Asst Dir, Donor Rel./Campaign	U00500	Vice President-University Advan.	AMP	1.000	52.20	1.00	50,000	50,000	65,000
990773	P.Metcalf	Coor, Stu/Recent Grad Prog	U00500	Vice President-University Advan.	AMP	1.000	52.20	1.00	37,000	37,000	48,100
993234	R.Talbot	Sr VP U Adv/Exec Dir FAU Fdtn	U00500	Vice President-University Advan.	AMP	1.000	52.20	1.00	230,000	230,000	299,000
991293	S.Peirce	Vice President for Campaign	U00500	Vice President-University Advan.	AMP	1.000	52.20	1.00	160,000	160,000	208,000
990687	V.Diaz	Coord, Stewardship Prog.	U00500	Vice President-University Advan.	AMP	1.000	52.20	1.00	37,439	37,439	48,671
990919	*** Unfilled ***	Administrative Assistant	U00500	Vice President-University Advan.	SP	1.000	52.20	-	0	0	0
991859	*** Unfilled ***	Senior Executive Secretary	U00500	Vice President-University Advan.	SP	1.000	52.20	1.00	31,561	31,561	43,741
992460	*** Unfilled ***	Executive Secretary	U00500	Vice President-University Advan.	SP	1.000	52.20	1.00	19,772	5,771	7,999
981875	A.Sisti	Administrative Assistant	U00500	Vice President-University Advan.	SP	1.000	52.20	1.00	56,555	56,555	78,380
992041	H.Steffen	Office Assistant	U00500	Vice President-University Advan.	SP	1.000	52.20	1.00	40,373	40,373	55,953
991735	J.Regan	Office Assistant	U00500	Vice President-University Advan.	SP	1.000	52.20	1.00	31,695	31,695	43,927
992321	K.Workman	Senior Information Specialist	U00500	Vice President-University Advan.	SP	1.000	52.20	1.00	39,708	39,708	55,032
U00500 Total						20.310		19.31	931,253	870,208	1,148,941
990731	K.Fries	Asst VP, Advance Ops	U00502	Development Office	AMP	1.000	52.20	1.00	114,178	114,178	148,432
990337	L.Carney	Coor. Advancement/Alumni Affs	U00502	Development Office	AMP	0.100	52.20	0.10	5,778	5,778	7,512
990977	L.Holtz	Coordinator Public Relations	U00502	Development Office	AMP	1.000	52.20	1.00	51,795	51,795	67,334
U00502 Total						2.100		2.10	171,751	171,751	223,278
991310	*** Unfilled ***	Asst. V.P., Univ. Rel/Pub. Aff	U00503	Alumni Affairs	AMP	1.000	52.20	1.00	93,423	93,423	121,450
990231	P.Breman	Asst. VP Alumni Relations	U00503	Alumni Affairs	AMP	0.940	52.20	0.94	93,085	93,085	121,011
992117	M.Smith	Office Assistant	U00503	Alumni Affairs	SP	1.000	52.20	1.00	29,000	29,000	40,192
U00503 Total						2.940		2.94	215,508	215,508	282,653
990251	E.Brooks	Asst Dir, Prospect Mgmt	U00504	VP University Advancement Salary	AMP	1.000	52.20	1.00	45,482	45,482	59,127
991219	M.D'Eugenio	Coordinator, Annual Giving	U00504	VP University Advancement Salary	AMP	1.000	52.20	1.00	46,200	46,200	60,060
U00504 Total						2.000		2.00	91,682	91,682	119,187
Grand Total						3,133.771		2,924.61	167,171,969	124,941,754	161,706,913

**FLORIDA ATLANTIC UNIVERSITY
 DETAIL OF SALARIES
 2008-09 OPERATING BUDGET
 CONTRACTS AND GRANTS**

Position Number	Employee Name	Job Title	Index Number	Department Title	Pay Plan	FTE	Budgeted Weeks	Person Years	Current Rate	Salary Dollars	Amount W/Benefits
990332	*** UNFILLED ***	Coord. Educ/Trg Programs	020292	PROINC IOG Program Income Account	AMP	.5000	52.20	0.50	27,383	27,383	35,598
			020292 Total			.5000		0.50	27,383	27,383	35,598
990916	M.Hartman	Associate in Research	020374	PBC-PALM BEACH STRATEGIC DEV PLAN	FAC	.8300	52.20	0.83	46,505	46,505	59,019
			020374 Total			.8300		0.83	46,505	46,505	59,019
990746	*** UNFILLED ***	Associate in Research	020429	FAU FND S.FL Regional Resource Ctr	FAC	.8000	52.20	0.80	45,277	45,277	57,461
			020429 Total			.8000		0.80	45,277	45,277	57,461
981867	*** UNFILLED ***	Associate in	020436	MacArthur FND: Cantonese Center Reg	FAC	.6400	52.20	0.64	28,312	28,312	35,931
990291	M.Burton	Associate in Research	020436	MacArthur FND: Cantonese Center Reg	FAC	.4900	52.20	0.49	34,116	34,116	43,297
			020436 Total			1.1300		1.13	62,428	62,428	79,227
981427	*** UNFILLED ***	Associate in	020437	MacArthur FND-Catanese Ctr Researc	FAC	.7700	52.20	0.77	53,674	53,674	68,118
			020437 Total			.7700		0.77	53,674	53,674	68,118
990916	M.Hartman	Associate in Research	020459		FAC	.1700	52.20	0.17	9,525	9,525	12,088
992340	M.York	Research Associate	020459	PBC-PALM BEACH STRATEGIC DEV PLAN	FAC	.0600	52.20	0.06	14,808	14,808	18,793
			020459 Total			.2300		0.23	24,333	24,333	30,881
991364	M.Matthews	Research Associate	020502	South Regional Planning Council	FAC	.2200	52.20	0.22	13,300	13,300	16,879
			020502 Total			.2200		0.22	13,300	13,300	16,879
990867	A.Grooms	Coord. Research Information	020599	OH -CUES- OVERHEAD	AMP	.5000	52.20	0.50	18,958	18,958	24,645
991515	J.Murley	Director	020599	OH -CUES- OVERHEAD	FAC	.5600	52.20	0.56	71,300	71,300	90,487
990032	L.Alpert	Associate in Research	020599	OH -CUES- OVERHEAD	FAC	.6600	52.20	0.66	56,270	56,270	71,412
991364	M.Matthews	Research Associate	020599	OH -CUES- OVERHEAD	FAC	.3300	52.20	0.33	19,949	19,949	25,317
992340	M.York	Research Associate	020599	OH -CUES- OVERHEAD	FAC	.1000	52.20	0.10	42,584	42,584	54,043
992340	M.York	Research Associate	020599	OH -CUES- OVERHEAD	FAC	.7000	52.20	0.70	64,802	64,802	82,240
990272	J.Crippen	Executive Secretary	020599	OH -CUES- OVERHEAD	SP	.2000	52.20	0.20	7,000	7,000	9,701
			020599 Total			3.0500		3.05	280,863	280,863	357,847
991951	S.Shannon	Associate in Research	025009	FSU-JOHNSCOTT-IOG-GRANT	FAC	1.0000	52.20	1.00	68,816	68,816	87,334
990582	J.Dolson	Office Assistant	025009	FSU-JOHNSCOTT-IOG-GRANT	SP	1.0000	52.20	1.00	36,218	36,218	50,195
			025009 Total			2.0000		2.00	105,034	105,034	137,529
980478	B.Ninesling	Coord. Acad. Support Services	040001	COASTAL RESEARCH CLEARING	AMP	.2500	52.20	0.25	40,000	40,000	52,000
980463	S.McCulloch	Coord. Research Prog/Svcs.	040001	COASTAL RESEARCH CLEARING	AMP	1.0000	52.20	1.00	130,000	130,000	169,000
980496	A.Shawl	HBOI Research Associate	040001	COASTAL RESEARCH CLEARING	FAC	.8500	52.20	0.85	44,200	44,200	56,094
980502	B.LaPointe	HBOI Research Professor	040001	COASTAL RESEARCH CLEARING	FAC	1.0000	52.20	1.00	92,000	92,000	116,757
980504	E.Grefsrud	HBOI Research Associate	040001	COASTAL RESEARCH CLEARING	FAC	1.0000	52.20	1.00	35,000	35,000	44,419
980507	G.Bossart	HBOI Research Professor	040001	COASTAL RESEARCH CLEARING	FAC	1.0000	52.20	1.00	160,000	160,000	203,056
980498	G.O Corry-Crowe	HBOI Assoc. Research Professor	040001	COASTAL RESEARCH CLEARING	FAC	1.0000	52.20	1.00	84,000	84,000	106,604
980505	J.Goldstein	HBOI Asst. Research Professor	040001	COASTAL RESEARCH CLEARING	FAC	1.0000	52.20	1.00	60,000	60,000	76,146

**FLORIDA ATLANTIC UNIVERSITY
 DETAIL OF SALARIES
 2008-09 OPERATING BUDGET
 CONTRACTS AND GRANTS**

Position Number	Employee Name	Job Title	Index Number	Department Title	Pay Plan	FTE	Budgeted Weeks	Person Years	Current Rate	Salary Dollars	Amount W/Benefits
980497	J.Scarpa	HBOI Assoc. Research Professor	040001	COASTAL RESEARCH CLEARING	FAC	1.0000	52.20	1.00	72,000	72,000	91,375
980495	J.Voss	HBOI Research Associate	040001	COASTAL RESEARCH CLEARING	FAC	1.0000	52.20	1.00	45,000	45,000	57,110
980503	M.Hanisak	HBOI Research Professor	040001	COASTAL RESEARCH CLEARING	FAC	.2000	52.20	0.20	150,000	150,000	190,365
980499	M.Mazzoil	HBOI Research Associate	040001	COASTAL RESEARCH CLEARING	FAC	1.0000	52.20	1.00	74,864	74,864	95,010
980494	P.Wills	HBOI Asst. Research Professor	040001	COASTAL RESEARCH CLEARING	FAC	1.0000	52.20	1.00	68,000	68,000	86,299
980506	S.Edge	HBOI Research Associate	040001	COASTAL RESEARCH CLEARING	FAC	1.0000	52.20	1.00	45,000	45,000	57,110
980501	S.Laramore	HBOI Asst. Research Professor	040001	COASTAL RESEARCH CLEARING	FAC	1.0000	52.20	1.00	60,000	60,000	76,146
980440	A.Schaefer	Biological Scientist	040001	COASTAL RESEARCH CLEARING	SP	1.0000	52.20	1.00	51,000	51,000	70,681
980544	B.Bedford	Biological Scientist	040001	COASTAL RESEARCH CLEARING	SP	1.0000	52.20	1.00	35,000	35,000	48,507
980527	C.Lawrence	Research Technician	040001	COASTAL RESEARCH CLEARING	SP	1.0000	52.20	1.00	32,136	32,136	44,537
980548	E.Howells	Biological Scientist	040001	COASTAL RESEARCH CLEARING	SP	1.0000	52.20	1.00	30,508	30,508	42,281
980529	E.Vanos	Research Technician	040001	COASTAL RESEARCH CLEARING	SP	.4000	52.20	0.40	10,816	10,816	14,990
980524	F.Prahl	Research Technician	040001	COASTAL RESEARCH CLEARING	SP	1.0000	52.20	1.00	40,000	40,000	55,436
980519	H.Lopez	Biological Scientist	040001	COASTAL RESEARCH CLEARING	SP	1.0000	52.20	1.00	40,000	40,000	55,436
980518	K.Benson	Biological Scientist	040001	COASTAL RESEARCH CLEARING	SP	1.0000	52.20	1.00	33,280	33,280	46,123
980523	K.Kroell	Research Technician	040001	COASTAL RESEARCH CLEARING	SP	1.0000	52.20	1.00	27,040	27,040	37,475
980543	K.Sanderson	Biological Scientist	040001	COASTAL RESEARCH CLEARING	SP	1.0000	52.20	1.00	35,000	35,000	48,507
980520	M.Anderson	Research Technician	040001	COASTAL RESEARCH CLEARING	SP	1.0000	52.20	1.00	31,200	31,200	43,240
980528	M.De Sieyes	Research Technician	040001	COASTAL RESEARCH CLEARING	SP	1.0000	52.20	1.00	34,398	34,398	47,672
980515	M.Murdoch	Biological Scientist	040001	COASTAL RESEARCH CLEARING	SP	.7500	52.20	0.75	28,544	28,544	39,559
980550	P.Monaghan	Biological Scientist	040001	COASTAL RESEARCH CLEARING	SP	1.0000	52.20	1.00	32,000	32,000	44,349
980560	R.Baptiste	Biological Scientist	040001	COASTAL RESEARCH CLEARING	SP	1.0000	52.20	1.00	41,600	41,600	57,653
980552	R.Baumberger	Biological Scientist	040001	COASTAL RESEARCH CLEARING	SP	1.0000	52.20	1.00	35,000	35,000	48,507
980521	S.Bechdel	Biological Scientist	040001	COASTAL RESEARCH CLEARING	SP	1.0000	52.20	1.00	30,508	30,508	42,281
980551	S.Hurley	Biological Scientist	040001	COASTAL RESEARCH CLEARING	SP	1.0000	52.20	1.00	35,000	35,000	48,507
980439	T.Breeden	Research Technician	040001	COASTAL RESEARCH CLEARING	SP	1.0000	52.20	1.00	30,000	30,000	41,577
			040001 Total			31.4500		31.45	1,793,094	1,793,094	2,354,806
980474	C.Harwood	Communication	040002	OCEAN EXPLORATION CLEARING	AMP	1.0000	52.20	1.00	56,650	56,650	73,645
980467	G.Beiser	Project Manager	040002	OCEAN EXPLORATION CLEARING	AMP	1.0000	52.20	1.00	87,036	87,036	113,147
980466	L.Borne	Coord. Research Prog/Svcs.	040002	OCEAN EXPLORATION CLEARING	AMP	1.0000	52.20	1.00	84,048	84,048	109,262
980462	L.Taylor	Coord. Research Prog/Svcs.	040002	OCEAN EXPLORATION CLEARING	AMP	1.0000	52.20	1.00	78,000	78,000	101,400
980464	M.Rouleau	Coord. Research Prog/Svcs.	040002	OCEAN EXPLORATION CLEARING	AMP	1.0000	52.20	1.00	60,632	60,632	78,822
980482	A.Wright	HBOI Research Professor	040002	OCEAN EXPLORATION CLEARING	FAC	.2000	52.20	0.20	140,000	140,000	177,674
980490	C.Frey	HBOI Research Associate	040002	OCEAN EXPLORATION CLEARING	FAC	1.0000	52.20	1.00	76,500	76,500	97,086
980489	E.Guzman-Ramirez	HBOI Asst. Research Professor	040002	OCEAN EXPLORATION CLEARING	FAC	1.0000	52.20	1.00	60,000	60,000	76,146

**FLORIDA ATLANTIC UNIVERSITY
 DETAIL OF SALARIES
 2008-09 OPERATING BUDGET
 CONTRACTS AND GRANTS**

Position Number	Employee Name	Job Title	Index Number	Department Title	Pay Plan	FTE	Budgeted Weeks	Person Years	Current Rate	Salary Dollars	Amount W/Benefits
980492	F.Dalgleish	HBOI Asst. Research Professor	040002	OCEAN EXPLORATION CLEARING	FAC	1.0000	52.20	1.00	80,340	80,340	101,959
980508	H.Acosta-Salmon	HBOI Asst. Research Professor	040002	COASTAL RESEARCH CLEARING	FAC	1.0000	52.20	1.00	60,000	60,000	76,146
980487	H.Kemami Wangun	HBOI Research Associate	040002	OCEAN EXPLORATION CLEARING	FAC	1.0000	52.20	1.00	40,000	40,000	50,764
980493	J.Choate	HBOI Research Associate	040002	OCEAN EXPLORATION CLEARING	FAC	1.0000	52.20	1.00	40,000	40,000	50,764
980485	J.Reed	HBOI Research Professor	040002	OCEAN EXPLORATION CLEARING	FAC	.9000	52.20	0.90	90,000	90,000	114,219
980486	P.McCarthy	HBOI Research Professor	040002	OCEAN EXPLORATION CLEARING	FAC	1.0000	52.20	1.00	113,300	113,300	143,789
980491	T.Frank	HBOI Assoc. Research Professor	040002	OCEAN EXPLORATION CLEARING	FAC	1.0000	52.20	1.00	74,649	74,649	94,737
980484	T.Sutton	HBOI Asst. Research Professor	040002	OCEAN EXPLORATION CLEARING	FAC	1.0000	52.20	1.00	60,632	60,632	76,948
980483	Y.Wan	HBOI Research Associate	040002	OCEAN EXPLORATION CLEARING	FAC	1.0000	52.20	1.00	45,000	45,000	57,110
980542	B.Carlen	Electrician	040002	OCEAN EXPLORATION CLEARING	SP	1.0000	52.20	1.00	43,680	43,680	60,536
980546	B.Edewaard	Senior Electronic Technician	040002	OCEAN EXPLORATION CLEARING	SP	1.0000	52.20	1.00	43,680	43,680	60,536
980438	B.Metzger	Research Engineer	040002	OCEAN EXPLORATION CLEARING	SP	1.0000	52.20	1.00	55,000	55,000	76,225
980516	B.Ramos	Senior Systems Programmer	040002	OCEAN EXPLORATION CLEARING	SP	1.0000	52.20	1.00	70,000	70,000	97,013
980532	D.Boggess	Senior Electronic Technician	040002	OCEAN EXPLORATION CLEARING	SP	1.0000	52.20	1.00	48,431	48,431	67,121
980568	D.Bourdette	Research Machinist	040002	OCEAN EXPLORATION CLEARING	SP	1.0000	52.20	1.00	41,169	41,169	57,056
980522	D.Harmody	Research Technician	040002	OCEAN EXPLORATION CLEARING	SP	.7500	52.20	0.75	25,376	25,376	35,169
980545	G.La Barca	Senior Electronic Technician	040002	OCEAN EXPLORATION CLEARING	SP	1.0000	52.20	1.00	48,676	48,676	67,460
980525	G.Samples	Research Technician	040002	OCEAN EXPLORATION CLEARING	SP	1.0000	52.20	1.00	38,692	38,692	53,623
980536	J.Heiti	Research Engineering Technolog	040002	OCEAN EXPLORATION CLEARING	SP	1.0000	52.20	1.00	52,000	52,000	72,067
980531	J.Roberts	Research Technician	040002	OCEAN EXPLORATION CLEARING	SP	1.0000	52.20	1.00	26,780	26,780	37,114
980566	J.Smith	Research Machinist	040002	OCEAN EXPLORATION CLEARING	SP	1.0000	52.20	1.00	42,830	42,830	59,358
980565	J.Yager	Research Machinist	040002	OCEAN EXPLORATION CLEARING	SP	1.0000	52.20	1.00	44,882	44,882	62,202
980553	K.Janda	Biological Scientist	040002	OCEAN EXPLORATION CLEARING	SP	1.0000	52.20	1.00	48,804	48,804	67,637
980537	K.Russ	Research Engineering Technolog	040002	OCEAN EXPLORATION CLEARING	SP	1.0000	52.20	1.00	52,000	52,000	72,067
980526	L.Robertson	Research Technician	040002	OCEAN EXPLORATION CLEARING	SP	1.0000	52.20	1.00	36,389	36,389	50,432
980541	M.La Barca	Electronic Technician	040002	OCEAN EXPLORATION CLEARING	SP	.5000	52.20	0.50	12,757	12,757	17,680
980549	M.Whitlock	Research Engineering Technolog	040002	OCEAN EXPLORATION CLEARING	SP	1.0000	52.20	1.00	48,000	48,000	66,523
980563	M.Young	Research Machinist	040002	OCEAN EXPLORATION CLEARING	SP	1.0000	52.20	1.00	46,414	46,414	64,325
980555	O.Clark	Electronic Technician	040002	OCEAN EXPLORATION CLEARING	SP	1.0000	52.20	1.00	34,840	34,840	48,285
980530	P.Linley	Research Technician	040002	OCEAN EXPLORATION CLEARING	SP	1.0000	52.20	1.00	42,916	42,916	59,477
980569	R.Hatton	Research Machinist	040002	OCEAN EXPLORATION CLEARING	SP	1.0000	52.20	1.00	36,421	36,421	50,476
980559	T.Pitts	Biological Scientist	040002	OCEAN EXPLORATION CLEARING	SP	1.0000	52.20	1.00	43,007	43,007	59,603
980538	W.Britton	Research Engineer	040002	OCEAN EXPLORATION CLEARING	SP	1.0000	52.20	1.00	63,000	63,000	87,312
			040002 Total			39.3500		39.35	2,292,531	2,292,531	3,042,915
991774	M.Hecht	Coord. Educ/Trg Programs	100025	USDOE-Embedding Knowledge-Reading	AMP	1.0000	52.20	1.00	70,040	70,040	91,052

**FLORIDA ATLANTIC UNIVERSITY
 DETAIL OF SALARIES
 2008-09 OPERATING BUDGET
 CONTRACTS AND GRANTS**

Position Number	Employee Name	Job Title	Index Number	Department Title	Pay Plan	FTE	Budgeted Weeks	Person Years	Current Rate	Salary Dollars	Amount W/Benefits
			100025 Total			1.0000		1.00	70,040	70,040	91,052
991210	J.Lauer-Fields	Associate in Research	110131	NIH-Mechanism and Inhibition of Col	FAC	1.0000	8.80	1.00	7,542	7,542	9,572
			110131 Total			1.0000		1.00	7,542	7,542	9,572
990477	M.Cudic	Research Associate	110170	NIH-Peptide-Amphiphile Biominmetics	FAC	.5000	52.20	0.50	24,010	24,010	30,471
			110170 Total			.5000		0.50	24,010	24,010	30,471
981516	J.Soberon	Budget Coordinator	110173	NIH-Administrative Budget	AMP	.0800	52.20	0.08	3,568	3,568	4,638
			110173 Total			.0800		0.08	3,568	3,568	4,638
990477	M.Cudic	Research Associate	110177	NIH-Peptide-Amphiphile Biominmetics	FAC	.5000	52.20	0.50	24,010	24,010	30,471
			110177 Total			.5000		0.50	24,010	24,010	30,471
981131	P.Mongkhonsri	Research Assistant	110182	SFWM-D-MONITORING EVERGLADES	AMP	1.0000	52.20	1.00	36,000	36,000	46,800
			110182 Total			1.0000		1.00	36,000	36,000	46,800
981754	W.Mech	Professor	120089	SCHOOL DIST OF P B-SUNCOAST HS	FAC		39.00	-	0	0	0
			120089 Total			.0000		-	0	0	0
981533	B.Botson	Coor. Research Prog/Svcs.	140199	SFWM-D-Aquatic Fauna Concentrations	AMP	1.0000	12.20	1.00	8,333	8,333	10,833
			140199 Total			1.0000		1.00	8,333	8,333	10,833
980450	M.Marchetti	AsstScholar/Sctist/Eng/ResProf	143019	NIH-KILLING OF CANCER	FAC	1.0000	52.20	1.00	42,683	42,683	54,169
			143019 Total			1.0000		1.00	42,683	42,683	54,169
981426	J.Allen	AsstScholar/Sctist/Eng/ResProf	145009	FWCC-WILDLIFE MGT AREA	FAC	1.0000	12.20	1.00	8,712	8,712	11,056
			145009 Total			1.0000		1.00	8,712	8,712	11,056
992214	Vacant .Volin	Research Associate	145011	USGS-SETTING RMS'S	FAC	1.0000	52.20	1.00	0	0	0
			145011 Total			1.0000		1.00	0	0	0
992198	*** UNFILLED ***	AsstScholar/Sctist/Eng/ResProf	151042	NIH - Brainstem-Diencephalic Mdltn	FAC	1.0000	52.20	1.00	54,908	54,908	69,684
			151042 Total			1.0000		1.00	54,908	54,908	69,684
981010	S.Dodel	AsstScholar/Sctist/Eng/ResProf	151064	ROTMAN RESEARCH INST - BRAIN NRG	FAC	1.0000	52.20	1.00	14,355	14,355	18,218
			151064 Total			1.0000		1.00	14,355	14,355	18,218
990523	G.De Guzman	Asst. Scholar/Scientist/Engine	151066	NIMH- COMPLEX BIO SYSTEMS	FAC	1.0000	52.20	1.00	52,201	52,201	66,248
			151066 Total			1.0000		1.00	52,201	52,201	66,248
981168	M. Kogiso	Assoc. Research Prof-BioMed	180039	NIH - Th1 to Th2 Shifts of HSP Resp	FAC	1.0000	52.20	1.00	37,000	37,000	46,957
991967	Y.Shibata	Assoc. Prof. BioMedical Sci	180039	NIH - Th1 to Th2 Shifts of HSP Resp	FAC	.5000	52.20	0.50	48,854	48,854	62,001
			180039 Total			1.5000		1.50	85,854	85,854	108,957
991096	M.Kantorow	Professor, BioMedical Sci	180060	NIH-Mol Anal of Microdissected Cata	FAC	.5000	52.20	0.50	55,002	55,002	69,803
			180060 Total			.5000		0.50	55,002	55,002	69,803
981509	C.Hennekens	Clin.Grad Research Prof-Biomed	180061	BAYER- Primary Prevention	FAC	.8000	52.20	0.80	120,176	120,176	152,515
			180061 Total			.8000		0.80	120,176	120,176	152,515
981508	*** UNFILLED ***	AsstScholar/Sctist/Eng/ResProf	180067	BAYER- Primary Prevention	FAC	1.0000	52.20	1.00	27,000	27,000	34,266

**FLORIDA ATLANTIC UNIVERSITY
 DETAIL OF SALARIES
 2008-09 OPERATING BUDGET
 CONTRACTS AND GRANTS**

Position Number	Employee Name	Job Title	Index Number	Department Title	Pay Plan	FTE	Budgeted Weeks	Person Years	Current Rate	Salary Dollars	Amount W/Benefits
990822	X.Gong	Research Associate-BioMed Sci	180067	NIH-RNA Damage & Quality Control	FAC	1.0000	52.20	1.00	31,758	31,758	40,304
991253	Z.Li	Asst. Prof. BioMed Science	180067	NIH-RNA Damage & Quality Control	FAC	.2900	52.20	0.29	27,443	27,443	34,828
			180067 Total			2.2900		2.29	86,201	86,201	109,398
990992	X.Huang	Assoc. Prof. BioMedical Sci	180068	NIH-Cardiomyopathy Due to Diastolic	FAC	.5000	52.20	0.50	50,721	50,721	64,370
			180068 Total			.5000		0.50	50,721	50,721	64,370
993276	Z.Ma	Research Associate-BioMed Sci	180072	FLADOH-Cannabinoid Receptor in Nove	FAC	1.0000	52.20	1.00	32,012	32,012	40,626
			180072 Total			1.0000		1.00	32,012	32,012	40,626
980645	L.Brennan	Assoc. Research Prof-BioMed	180076	AHAF-METHIONINE SULFOXIDE	FAC	1.0000	52.20	1.00	52,000	52,000	65,993
			180076 Total			1.0000		1.00	52,000	52,000	65,993
991253	Z.Li	Asst. Prof. BioMed Science	180080	USF-IDENTIFICATION OF GENES	FAC	.2100	52.20	0.21	19,872	19,872	25,220
			180080 Total			.2100		0.21	19,872	19,872	25,220
981310	C.Burns	Clinical Asst. Prof-BioMed	180084	NSF - RNA METABOLISM	FAC	.1671	52.20	0.17	12,165	12,165	15,439
			180084 Total			.1671		0.17	12,165	12,165	15,439
992324	J.Wu	Associate Dean and Professor	180192	FLDOH- GABA IN THE BRAIN	FAC	.3000	52.20	0.30	49,793	49,793	63,192
			180192 Total			.3000		0.30	49,793	49,793	63,192
993278	M.Friedland	Vice President and Professor	180198	RETIREMENT RESEARCH FND-DEMENCIA	FAC	.0400	52.20	0.04	12,360	12,360	15,686
			180198 Total			.0400		0.04	12,360	12,360	15,686
990744	R.Fyffe	Coor, College Reach-Out Prog.	220058	IRCC-CROP 2007-08	AMP	1.0000	52.20	1.00	34,642	34,642	45,035
			220058 Total			1.0000		1.00	34,642	34,642	45,035
991132	P.Kirchman	Chair and Assoc. Professor	300041	NSF- SCIENCE SCHOLORSHIPS	FAC	.0050	52.20	0.01	423	423	537
			300041 Total			.0050		0.01	423	423	537
980948	K.Kaufmann	Faculty Administrator	311017	UWF - ARCHEOLOGY NETWORK	FAC	1.0000	52.20	1.00	47,000	47,000	59,648
980949	M.Williams	Faculty Administrator	311017	UWF - ARCHEOLOGY NETWORK	FAC	1.0000	52.20	1.00	53,000	53,000	67,262
980632	B.Savage	Senior Secretary	311017	UWF - ARCHEOLOGY NETWORK	SP	1.0000	52.20	1.00	28,000	28,000	38,805
			311017 Total			3.0000		3.00	128,000	128,000	165,715
981985	J.Rule	Certified Business Analyst	420154	UWF-PTACP	AMP	1.0000	52.20	1.00	51,908	51,908	67,480
			420154 Total			1.0000		1.00	51,908	51,908	67,480
990914	C.Hart	Assoc. Dir. Educ/Trg Programs	420155	PALM BEACH CTY-OSBA-PTA	AMP	.4670	52.20	0.47	28,177	28,177	36,630
			420155 Total			.4670		0.47	28,177	28,177	36,630
990386	J.Cimillo	Academic Paraprofessional	420156	PALM BEACH CTY-OSBA-SBDC	AMP	1.0000	52.20	1.00	35,500	35,500	46,150
			420156 Total			1.0000		1.00	35,500	35,500	46,150
990138	A.Balza	Training Coordinator	420159	UWF-SBDC MAIN ACCOUNT	AMP	1.0000	52.20	1.00	41,238	41,238	53,609
990330	C.Cardenas	Asst. Dir. Educ/Trg Programs	420159	UWF-SBDC MAIN ACCOUNT	AMP	1.0000	52.20	1.00	60,000	60,000	78,000
991163	E.Kramer	Assoc. Dir. Educ/Trg Programs	420159	UWF-SBDC MAIN ACCOUNT	AMP	1.0000	52.20	1.00	60,000	60,000	78,000
980954	G.Cole	Certified Business Analyst	420159	UWF-SBDC MAIN ACCOUNT	AMP	.3420	52.20	0.34	18,468	18,468	24,008

**FLORIDA ATLANTIC UNIVERSITY
 DETAIL OF SALARIES
 2008-09 OPERATING BUDGET
 CONTRACTS AND GRANTS**

Position Number	Employee Name	Job Title	Index Number	Department Title	Pay Plan	FTE	Budgeted Weeks	Person Years	Current Rate	Salary Dollars	Amount W/Benefits	
990875	M.Gunther	Academic Paraprofessional	420159	UWF-SBDC MAIN ACCOUNT	AMP	1.0000	52.20	1.00	42,000	42,000	54,600	
992362	M.Zients	Coor. Educ/Trg Programs	420159	UWF-SBDC MAIN ACCOUNT	AMP	.5000	52.20	0.50	28,000	28,000	36,400	
991580	N.Orozco	Assoc. Dir. Educ/Trg Programs	420159	UWF-SBDC MAIN ACCOUNT	AMP	1.0000	52.20	1.00	60,744	60,744	78,967	
991524	P.Narine-Chang	Assoc. Dir. Educ/Trg Programs	420159	UWF-SBDC MAIN ACCOUNT	AMP	1.0000	52.20	1.00	65,162	65,162	84,711	
991032	P.Scruton	Coor., Educ/Training	420159	UWF-SBDC MAIN ACCOUNT	AMP	1.0000	52.20	1.00	56,000	56,000	72,800	
981464	Y.Khan	Coor. Computer Applications	420159	UWF-SBDC MAIN ACCOUNT	AMP	.3530	52.20	0.35	19,415	19,415	25,240	
990934	M.Heller	Program Assistant	420159	UWF-SBDC MAIN ACCOUNT	SP	.0900	52.20	0.09	3,005	3,005	4,165	
			420159 Total				8.2850		8.29	454,032	454,032	590,500
980954	G.Cole	Certified Business Analyst	420160	CITY OF PEMBROKE PINES	AMP	.6580	52.20	0.66	35,532	35,532	46,192	
			420160 Total				.6580		0.66	35,532	35,532	46,192
981153	L.Urbandt	Asst. Dir. Educ/Trg Programs	420161	UWF-DETA	AMP	1.0000	52.20	1.00	56,650	56,650	73,645	
			420161 Total				1.0000		1.00	56,650	56,650	73,645
981202	*** UNFILLED ***	Clinical Support Specialist	550130	FLADOE-Autism & Related Disabilitie	AMP	.5500	52.20	0.55	11,458	11,458	14,895	
980999	*** UNFILLED ***	Clinical Support Specialist	550130	FLDOE- CENTER FOR AUTISM	AMP	1.0000	52.20	1.00	34,800	34,800	45,240	
990660	A.Cunningham	Coor. Clinical Programs	550130	FLDOE- AUTISM	AMP	1.0000	52.20	1.00	41,000	41,000	53,300	
981001	B.Flood	Clinical Support Coordinator	550130	FLDOE- AUTISM	AMP	1.0000	52.20	1.00	50,138	50,138	65,179	
980997	C.Allore	Clinical Support Specialist	550130	FLDOE- AUTISM	AMP	1.0000	52.20	1.00	41,250	41,250	53,625	
981000	D.Chanan	Coordinator, Autism Resources	550130	FLDOE- AUTISM	AMP	1.0000	52.20	1.00	44,000	44,000	57,200	
981191	D.Lawless Coker	Coord, Administrative Svcs	550130	FLDOE- AUTISM	AMP	1.0000	52.20	1.00	46,482	46,482	60,427	
981201	J.Agganis	Coor., Clinical Programs	550130	FLDOE- AUTISM	AMP	1.0000	52.20	1.00	46,350	46,350	60,255	
981192	K.Bennett	Assoc. Dir. Educ/Trg Programs	550130	FLDOE- AUTISM	AMP	1.0000	52.20	1.00	55,114	55,114	71,648	
980998	L.Peirce	Transition/Adult Serv. Special	550130	FLDOE- AUTISM	AMP	1.0000	52.20	1.00	47,280	47,280	61,464	
			550130 Total				9.5500		9.55	417,872	417,872	543,234
990701	M.Forgan	Instructor	550133	1	FAC	1.0000	52.20	1.00	58,802	58,802	74,626	
			550133 Total				1.0000		1.00	58,802	58,802	74,626
993582	*** UNFILLED ***	Coor. Educ/Trg Programs	580060	NSF - Intervention Science/Reading	AMP	1.0000	52.20	1.00	46,001	46,001	59,801	
992730	*** UNFILLED ***	Coor. Educ/Trg Programs	580060	NSF - Intervention Science/Reading	AMP	1.0000	52.20	1.00	57,785	57,785	75,121	
981525	P.Springer	Coor, Research Prog/Svcs.	580060	NSF - Intervention Science/Reading	AMP	1.0000	52.20	1.00	48,090	48,090	62,517	
991800	N.Romance	Professor	580060	Grants and Aids	FAC	.4300	7.40	0.32	7,097	7,097	9,007	
990102	*** UNFILLED ***	Program Assistant	580060	NSF - Intervention Science/Reading	SP	1.0000	52.20	1.00	32,945	32,945	45,658	
			580060 Total				4.4300		4.32	191,918	191,918	252,104
990894	*** UNFILLED ***	Coor. Educ/Trg Programs	580067	NSF - Validation of a Multi-phase	AMP	1.0000	52.20	1.00	38,000	38,000	49,400	
991089	*** UNFILLED ***	Coor. Educ/Trg Programs	580067	NSF - Validation of a Multi-phase	AMP	1.0000	52.20	1.00	58,941	58,941	76,623	
991929	C.Christopher	Coor. Educ/Trg Programs	580067	NSF - Validation of a Multi-phase	AMP	1.0000	52.20	1.00	63,000	63,000	81,900	
990859	R.Patel	Coor. Educ/Trg Programs	580067	NSF - Validation of a Multi-phase	AMP	1.0000	52.20	1.00	32,000	32,000	41,600	

**FLORIDA ATLANTIC UNIVERSITY
 DETAIL OF SALARIES
 2008-09 OPERATING BUDGET
 CONTRACTS AND GRANTS**

Position Number	Employee Name	Job Title	Index Number	Department Title	Pay Plan	FTE	Budgeted Weeks	Person Years	Current Rate	Salary Dollars	Amount W/Benefits
580067 Total						4.0000		4.00	191,941	191,941	249,523
992139	E.Torrey	Coor. Educ/Trg Programs	580094	SCHOOL DIST OF PBC-TEACHER	AMP	.7500	52.20	0.75	47,741	47,741	62,063
990513	*** UNFILLED ***	Senior Secretary	580094	PBC SD - FAU Teacher Train	SP	1.0000	52.20	1.00	30,699	30,699	42,546
580094 Total						1.7500		1.75	78,440	78,440	104,609
992173	C.Vaczo	Asst. Scholar/Scientist/Engine	610244	ONR-Buried Object Scanning Technolo	FAC	1.0000	52.20	1.00	55,798	55,798	70,813
610244 Total						1.0000		1.00	55,798	55,798	70,813
992724	A.Lavigne	Asst. Scholar/Scientist/Engine	610261	ONR - CCST YR 3	FAC	1.0000	52.20	1.00	63,867	63,867	81,054
610261 Total						1.0000		1.00	63,867	63,867	81,054
991552	M.Perez	Coordinator Academic Programs	610599	OH - Ocean Engineering Overhead	AMP	.4000	52.20	0.40	16,892	16,892	21,960
991714	P.Rambharose	Coor. Research Prog/Svcs.	610599	OH - Ocean Engineering Overhead	AMP	1.0000	52.20	1.00	81,561	81,561	106,029
991271	A.Lippis	Secretary	610599	OH - Ocean Engineering Overhead	SP	1.0000	52.20	1.00	26,407	26,407	36,597
990819	B.Gomez	Electronic Technician	610599	OH - Ocean Engineering Overhead	SP	1.0000	52.20	1.00	27,683	27,683	38,366
990764	D.Baker	Senior Secretary	610599	OH - Ocean Engineering Overhead	SP	1.0000	52.20	1.00	27,810	27,810	38,542
990820	L.Padilla	Machine Shop Supervisor	610599	OH - Ocean Engineering Overhead	SP	1.0000	52.20	1.00	33,360	33,360	46,234
991069	P.Joseph	Senior Motor Vehicle Operator	610599	OH - Ocean Engineering Overhead	SP	1.0000	52.20	1.00	24,545	24,545	34,017
980981	T.Graziano	Senior Fiscal Assistant	610599	OH - Ocean Engineering Overhead	SP	1.0000	52.20	1.00	29,445	29,445	40,808
610599 Total						7.4000		7.40	267,703	267,703	362,552
980903	H.Yu	AssoScholar/Sctist/Eng/ResProf	615020	FDOT - Corrosion Restraint Alloys	FAC	1.0000	52.20	1.00	39,933	39,933	50,679
615020 Total						1.0000		1.00	39,933	39,933	50,679
990382	B.Acha	Asst. Scholar/Scientist/Engine	615119	MATERI	FAC	1.0000	52.20	1.00	57,680	57,680	73,202
981423	M.Madani	AssoScholar/Sctist/Eng/ResProf	615119	MATERI	FAC	1.0000	52.20	1.00	64,025	64,025	81,254
615119 Total						2.0000		2.00	121,705	121,705	154,456
980905	E.Busold	AsstScholar/Sctist/Eng/ResProf	615131	ONR- SEA BASE GAME	FAC	1.0000	52.20	1.00	47,500	47,500	60,282
980902	G.Alsenas	AsstScholar/Sctist/Eng/ResProf	615131	ONR- SEA BASE GAME	FAC	.3300	52.20	0.33	23,100	23,100	29,316
980900	J.VanZwieten	AsstScholar/Sctist/Eng/ResProf	615131	ONR- SEA BASE GAME	FAC	.7500	52.20	0.75	63,750	63,750	80,905
980962	S.Ravenna	AsstScholar/Sctist/Eng/ResProf	615131	ONR- SEA BASE GAME	FAC	.5000	52.20	0.50	30,000	30,000	38,073
615131 Total						2.5800		2.58	164,350	164,350	208,577
980650	L.Brandsdorf	Coor. Research Prog/Svcs.	615132	FLDOE- COE - OCEAN ENGQ	AMP	1.0000	52.20	1.00	33,000	33,000	42,900
980452	S.Skemp	Executive Director	615132	FLDOE- COE - OCEAN ENGQ	AMP	1.0000	52.20	1.00	150,000	150,000	195,000
980414	*** UNFILLED ***	AsstScholar/Sctist/Eng/ResProf	615132		FAC	1.0000	52.20	1.00	57,000	57,000	72,339
992193	D.Vendittis	Scholar/Sctist/Eng/ResProf	615132	FLDOE- COE - OCEAN ENGQ	FAC	.1500	52.20	0.15	15,000	15,000	19,037
980902	G.Alsenas	AsstScholar/Sctist/Eng/ResProf	615132	FLDOE- COE - OCEAN ENGQ	FAC	.6700	52.20	0.67	46,900	46,900	59,521
980628	J.Raveling	AsstScholar/Sctist/Eng/ResProf	615132	FLDOE- COE - OCEAN ENGQ	FAC	1.0000	52.20	1.00	47,500	47,500	60,282
980900	J.VanZwieten	AsstScholar/Sctist/Eng/ResProf	615132	FLDOE- COE - OCEAN ENGQ	FAC	.2500	52.20	0.25	21,250	21,250	26,968
980898	N.Perry	AsstScholar/Sctist/Eng/ResProf	615132	FLDOE- COE - OCEAN ENGQ	FAC	1.0000	52.20	1.00	55,000	55,000	69,801

**FLORIDA ATLANTIC UNIVERSITY
 DETAIL OF SALARIES
 2008-09 OPERATING BUDGET
 CONTRACTS AND GRANTS**

Position Number	Employee Name	Job Title	Index Number	Department Title	Pay Plan	FTE	Budgeted Weeks	Person Years	Current Rate	Salary Dollars	Amount W/Benefits
980962	S.Ravenna	AsstScholar/Sctist/Eng/ResProf	615132	FLDOE- COE - OCEAN ENGQ	FAC	.5000	52.20	0.50	30,000	30,000	38,073
			615132 Total			6.5700		6.57	455,650	455,650	583,920
980973	E.Carlson	AsstScholar/Sctist/Eng/ResProf	615138	EDGE TECH - FEEDBACK EQUALIZING	FAC	1.0000	52.20	1.00	47,000	47,000	59,648
			615138 Total			1.0000		1.00	47,000	47,000	59,648
991094	S.Miller	Coor. Research Prog/Svcs.	655001	US DOT - UCTSS	AMP	1.0000	52.20	1.00	90,702	90,702	117,913
			655001 Total			1.0000		1.00	90,702	90,702	117,913
991608	G.Paskov	Groundskeeper	700001	Greater Boca Raton Soccer Field	SP	1.0000	52.20	1.00	25,154	25,154	34,861
991785	J.Robinson	Groundskeeper	700001	Greater Boca Raton Soccer Field	SP	1.0000	52.20	1.00	23,139	23,139	32,068
991771	M.Ristovic	Groundskeeper	700001	Greater Boca Raton Soccer Field	SP	1.0000	52.20	1.00	20,503	20,503	28,415
			700001 Total			3.0000		3.00	68,796	68,796	95,344
991259	C.Liles	Faculty Administrator	700062	FLDOE--INCLUSION	FAC	1.0000	52.20	1.00	96,054	96,054	121,902
991895	J.Schilit	Assoc. Provost & Professor	700062	FLDOE--INCLUSION	FAC	.0300	52.20	0.03	4,597	4,597	5,834
			700062 Total			1.0300		1.03	100,651	100,651	127,736
992228	J.Wallace	Coor. Research Prog/Svcs.	700064	FLDOE-ADMIN SERVICES PROJECT	AMP	1.0000	52.20	1.00	61,205	61,205	79,567
991895	J.Schilit	Assoc. Provost & Professor	700064	FLDOE-ADMIN SERVICES PROJECT	FAC	.1000	52.20	0.10	15,322	15,322	19,445
992082	R.Sylvester	Fiscal Assistant	700064	FLDOE-ADMIN SERVICES PROJECT	SP	1.0000	52.20	1.00	34,123	34,123	47,291
			700064 Total			2.1000		2.10	110,650	110,650	146,303
991964	R.Sherman	Assistant Professor	800224	HRSA-Nurse Education, Practice and	FAC	.8500	39.00	0.64	51,470	51,470	65,321
			800224 Total			.8500		0.64	51,470	51,470	65,321
981430	*** UNFILLED ***	Recreation Therapist	800227	&We	AMP	1.0000	52.20	1.00	37,851	37,851	49,206
990229	B.Curtis	Research Associate	800227	&We	FAC	1.0000	52.20	1.00	54,590	54,590	69,280
991198	K.Lapinski	Scholar/Scientist/Engineer	800227	&We	FAC	.5868	52.20	0.59	63,492	63,492	80,578
992025	M.Sparks	Research Associate	800227	&We	FAC	.7330	52.20	0.73	57,066	57,066	72,422
981452	B.Murray	Senior Registered Nurse	800227	&We	SP	.9130	52.20	0.91	38,346	38,346	53,144
990667	C.Simonetti	Admin. Paraprofessional	800227	&We	SP	.8750	52.20	0.88	24,836	24,836	34,420
981449	J.Denk	Program Assistant	800227	&We	SP	1.0000	52.20	1.00	27,000	27,000	37,419
981194	S.Sanzo	Behavioral Program Specialist	800227	&We	SP	1.0000	52.20	1.00	25,808	25,808	35,767
981183	V.Wilson	Behavioral Program Specialist	800227	&We	SP	1.0000	52.20	1.00	19,356	19,356	26,825
			800227 Total			8.1078		8.11	348,345	348,345	459,063
981068	C.Williams	Professor	800260	QUANTUM FND- PHD PROGRAM	FAC	.5300	39.00	0.40	45,580	45,580	57,846
981034	E.Baer	Professor	800260	QUANTUM FND- PHD PROGRAM	FAC	.3000	39.00	0.22	35,000	35,000	44,419
			800260 Total			.8300		0.62	80,580	80,580	102,264
980972	*** UNFILLED ***	Research Associate	800263	HRSA- NURSE EDUCATION	FAC	1.0000	52.20	1.00	72,277	72,277	91,727
			800263 Total			1.0000		1.00	72,277	72,277	91,727
981037	S.Dyess	Research Associate	800265	PALM HEALTHCARE- NOVICE NURSE	FAC	.6000	52.20	0.60	41,360	41,360	52,490

**FLORIDA ATLANTIC UNIVERSITY
 DETAIL OF SALARIES
 2008-09 OPERATING BUDGET
 CONTRACTS AND GRANTS**

Position Number	Employee Name	Job Title	Index Number	Department Title	Pay Plan	FTE	Budgeted Weeks	Person Years	Current Rate	Salary Dollars	Amount W/Benefits
			800265 Total			.6000		0.60	41,360	41,360	52,490
980886	J.Weinstein	Scholar/Scitist/Eng/ResProf	800278	FOREST RESEARCH INST- DRIVING	FAC	.0200	52.20	0.02	1,500	1,500	1,904
992025	M.Sparks	Research Associate	800278	FOREST RESEARCH INST- DRIVING	FAC	.0500	52.20	0.05	3,893	3,893	4,941
981669	P.Holland	Scholar/Scientist/Engineer	800278	FOREST RESEARCH INST- DRIVING	FAC	.2000	52.20	0.20	25,221	25,221	32,008
992089	R.Tappen	Eminent Scholar	800278	FOREST RESEARCH INST- DRIVING	FAC	.0500	39.00	0.04	6,228	6,228	7,904
990667	C.Simonetti	Admin. Paraprofessional	800278	FOREST RESEARCH INST- DRIVING	SP	.1000	52.20	0.10	2,838	2,838	3,933
			800278 Total			.4200		0.41	39,680	39,680	50,689
981834	S.Folden	Associate Professor	800281	STAND AMONG FRIENDS	FAC	.5000	39.00	0.37	33,990	33,990	43,137
			800281 Total			.5000		0.37	33,990	33,990	43,137
981550	A.Espinosa	Coor. Research Prog/Svcs.	800288	HRSA- NURSE EDUCATION	AMP	.1000	52.20	0.10	5,500	5,500	7,150
981037	S.Dyess	Research Associate	800288	HRSA- NURSE EDUCATION	FAC	.2500	52.20	0.25	17,232	17,232	21,869
981223	*** UNFILLED ***	Program Assistant	800288	HRSA- NURSE EDUCATION	SP	1.0000	52.20	1.00	26,400	26,400	36,588
			800288 Total			1.3500		1.35	49,132	49,132	65,607
991294	J.Lowe	Associate Professor	800292	NIH/HIDA-CHEROKEE SUBSTANCE ABUSE	FAC	.6000	39.00	0.45	41,702	41,702	52,924
990693	P.Liehr	Associate Dean and Professor	800292	NIH/HIDA-CHEROKEE SUBSTANCE ABUSE	FAC	.1000	52.20	0.10	13,000	13,000	16,498
			800292 Total			.7000		0.55	54,702	54,702	69,422
990105	O.Baptiste	Program Director	800300	SCHOOL DIST OF PB-HEALHCARE SERVICE	FAC	.1590	52.20	0.16	11,028	11,028	13,996
			800300 Total			.1590		0.16	11,028	11,028	13,996
991198	K.Lapinski	Scholar/Scientist/Engineer	800301	RETIREMENT RESEARCH FND-DEMENTIA	FAC	.0132	52.20	0.01	1,428	1,428	1,812
992025	M.Sparks	Research Associate	800301	RETIREMENT RESEARCH FND-DEMENTIA	FAC	.0870	52.20	0.09	6,773	6,773	8,596
991378	R.McCaffrey	Associate Professor	800301	RETIREMENT RESEARCH FND-DEMENTIA	FAC	.0870	39.00	0.07	6,047	6,047	7,674
992089	R.Tappen	Eminent Scholar	800301	RETIREMENT RESEARCH FND-DEMENTIA	FAC	.0870	39.00	0.07	10,837	10,837	13,753
990181	B.Blake	Office Assistant	800301	RETIREMENT RESEARCH FND-DEMENTIA	SP	.0250	52.20	0.03	1,039	1,039	1,440
981452	B.Murray	Senior Registered Nurse	800301	RETIREMENT RESEARCH FND-DEMENTIA	SP	.0870	52.20	0.09	3,654	3,654	5,064
990667	C.Simonetti	Admin. Paraprofessional	800301	RETIREMENT RESEARCH FND-DEMENTIA	SP	.0250	52.20	0.03	710	710	984
			800301 Total			.4112		0.37	30,488	30,488	39,323
991655	C.Pierrel	Coor. Research Prog/ Svcs.	800303	WELLNESS	AMP	1.0000	52.20	1.00	34,147	34,147	44,391
981208	Thomas	Social Worker	800303	WELLNESS	AMP	1.0000	52.20	1.00	35,407	35,407	46,029
980961	D.Bradbury	Assistant in	800303	WELLNESS	FAC	1.0000	52.20	1.00	65,000	65,000	82,492
992229	I.Wallmueller	Assistant in Research	800303	WELLNESS	FAC	1.0000	39.00	0.75	50,447	50,447	64,022
991601	M.Parker	Professor	800303	WELLNESS	FAC	.1500	39.00	0.11	13,492	13,492	17,123
990105	O.Baptiste	Program Director	800303	WELLNESS	FAC	.8410	52.20	0.84	58,332	58,332	74,029
990536	R.Dekker	Assistant in Research	800303	WELLNESS	FAC	1.0000	52.20	1.00	67,524	67,524	85,695
991850	N.Sainvil	Licensed Practical Nurse	800303	WELLNESS	SP	1.0000	52.20	1.00	34,567	34,567	47,906
			800303 Total			6.9910		6.70	358,916	358,916	461,687

**FLORIDA ATLANTIC UNIVERSITY
 DETAIL OF SALARIES
 2008-09 OPERATING BUDGET
 CONTRACTS AND GRANTS**

Position Number	Employee Name	Job Title	Index Number	Department Title	Pay Plan	FTE	Budgeted Weeks	Person Years	Current Rate	Salary Dollars	Amount W/Benefits
980909	K.Newlin	Assistant in	800596	OH - Parker Overhead Account	FAC	.1500	52.20	0.15	14,094	14,094	17,887
991601	M.Parker	Professor	800596	OH - Parker Overhead Account	FAC	.1000	39.00	0.07	8,995	8,995	11,416
			800596 Total			.2500		0.22	23,089	23,089	29,302
981035	C.Hanson	Coor. Research Prog/Svcs.	800599	OH - Nursing Department Overhead	AMP	.5000	52.20	0.50	27,500	27,500	35,750
			800599 Total			.5000		0.50	27,500	27,500	35,750
991231	K.Kennedy	Research Associate	812124	FLDOE- 21ST CENTURY	FAC	1.0000	52.20	1.00	42,840	42,840	54,368
			812124 Total			1.0000		1.00	42,840	42,840	54,368
981504	A.Glanville	Coor. Research Prog/Svcs.	812126	FLDOE-21ST CENTURY-DYSON	AMP	1.0000	52.20	1.00	33,454	33,454	43,490
			812126 Total			1.0000		1.00	33,454	33,454	43,490
981503	M.Northern	Coor. Research Prog/Svcs.	812128	FLDOE-21ST CENTURY-RIVIERA BEACH	AMP	1.0000	52.20	1.00	33,454	33,454	43,490
			812128 Total			1.0000		1.00	33,454	33,454	43,490
981908	P.Scott	Coor. Educ/Trg Programs	815037	FL DCF - TITLE IV-E CHILD WELFARE E	AMP	1.0000	52.20	1.00	58,690	58,690	76,297
981909	X.Ma	Coord, Administrative Svcs	815037	FL DCF - TITLE IV-E CHILD WELFARE E	AMP	1.0000	52.20	1.00	48,019	48,019	62,425
991008	B.Hutton	Instructor	815037	FL DCF - TITLE IV-E CHILD WELFARE E	FAC	1.0000	52.20	1.00	49,086	49,086	62,295
992225	J.McClellan	Instructor	815037	FL DCF - TITLE IV-E CHILD WELFARE E	FAC	.5000	52.20	0.50	24,543	24,543	31,148
992757	T.Marshall	Program Assistant	815037	FL DCF - TITLE IV-E CHILD WELFARE E	SP	.2200	52.20	0.22	6,775	6,775	9,389
			815037 Total			3.7200		3.72	187,113	187,113	241,554
981247	*** UNFILLED ***	Devt Ofc. Corp & Fnd Relations	940010	DOR Other Expenses	AMP	.5019	52.20	0.50	44,837	44,837	58,289
991521	*** UNFILLED ***	Coor. Research Prog/Svcs.	940010	DOR Other Expenses	AMP	1.0000	52.20	1.00	53,702	53,702	69,813
981161	*** UNFILLED ***	Coor. Research Prog/Svcs.	940010	DOR Other Expenses	AMP	1.0000	52.20	1.00	53,754	53,754	69,881
981273	*** UNFILLED ***	Coordinator Academic Programs	940010	DOR Other Expenses	AMP	1.0000	52.20	1.00	65,000	65,000	84,500
981518	*** UNFILLED ***	Asst. V.P. Academic Affairs	940010	DOR Other Expenses	AMP	1.0000	52.20	1.00	126,177	126,177	164,031
981477	A.Clear	Coor. Research Prog/Svcs.	940010	DOR Other Expenses	AMP	1.0000	52.20	1.00	53,754	53,754	69,881
990400	A.Cochran	Coor. Research Prog/Svcs.	940010	DOR Other Expenses	AMP	1.0000	52.20	1.00	53,754	53,754	69,881
990409	C.Coley	Asst. V.P. Admin. Affairs	940010	DOR Other Expenses	AMP	.8900	52.20	0.89	112,563	112,563	146,332
990770	C.Gaucher	Director Research Prog/Svcs	940010	DOR Other Expenses	AMP	1.0000	52.20	1.00	89,729	89,729	116,648
992248	C.Montelbano	Coordinator, Accounting	940010	DOR Other Expenses	AMP	1.0000	52.20	1.00	46,703	46,703	60,714
991282	D.Blanchard	Assoc. Dir. Univ. Research	940010	DOR Other Expenses	AMP	1.0000	52.20	1.00	64,648	64,648	84,043
990150	D.Campbell	Coor. Research Prog/Svcs.	940010	DOR Other Expenses	AMP	1.0000	52.20	1.00	53,754	59,130	76,869
990804	D.Glickman	Assoc. Dir. Research Pro/Svcs	940010	DOR Other Expenses	AMP	1.0000	52.20	1.00	64,648	0	0
991427	E.Bemmel	Director, Contracts & Grants	940010	DOR Other Expenses	AMP	1.0000	52.20	1.00	100,000	100,000	130,000
981196	E.Geletka	Accounting Coordinator	940010	DOR Other Expenses	AMP	1.0000	52.20	1.00	50,226	50,226	65,294
981156	E.Ramcharan	Coor. Research Prog/Svcs.	940010	DOR Other Expenses	AMP	1.0000	52.20	1.00	53,754	53,754	69,881
981233	G.Galoustian	Director, Communications	940010	DOR Other Expenses	AMP	.9600	52.20	0.96	81,600	81,600	106,080
981028	G.Niemi	Admin Asst, VP Research	940010	DOR Other Expenses	AMP	1.0000	52.20	1.00	50,325	50,325	65,423

**FLORIDA ATLANTIC UNIVERSITY
 DETAIL OF SALARIES
 2008-09 OPERATING BUDGET
 CONTRACTS AND GRANTS**

Position Number	Employee Name	Job Title	Index Number	Department Title	Pay Plan	FTE	Budgeted Weeks	Person Years	Current Rate	Salary Dollars	Amount W/Benefits
991885	H.Saunders	Asst Dir, Univ Research	940010	DOR Other Expenses	AMP	1.0000	52.20	1.00	60,188	60,188	78,245
992645	J.Ludin	Associate General Counsel	940010	DOR Other Expenses	AMP	.9600	52.20	0.96	135,825	135,825	176,573
992230	J.Walls-Honeycutt	Coor. Research Prog/Svcs.	940010	DOR Other Expenses	AMP	.4000	52.20	0.40	23,222	23,222	30,189
980957	M.Webb	Licensing Associate	940010	DOR Other Expenses	AMP	.9500	52.20	0.95	51,017	51,017	66,323
990493	N.Duchon	Coordinator, Accounting	940010	DOR Other Expenses	AMP	1.0000	52.20	1.00	50,226	50,226	65,294
981495	N.Thoman	Coor. Research Prog/Svcs.	940010	DOR Other Expenses	AMP	1.0000	52.20	1.00	53,754	53,754	69,881
990072	P.Ashwanden	Coor. Research Prog/Svcs.	940010	DOR Other Expenses	AMP	1.0000	52.20	1.00	53,754	53,754	69,881
991392	S.Nappi	Asst V.P. Academic Affairs	940010	DOR Other Expenses	AMP	1.0000	52.20	1.00	88,207	125,000	162,500
991232	*** UNFILLED ***	Professor & VP Research	940010	DOR Other Expenses	FAC	.2778	52.20	1.00	250,000	250,000	317,275
990810	G.Goldberger	Asst. VP Research	940010	DOR Other Expenses	FAC	.9600	52.20	0.96	121,416	91,000	115,489
981216	H.Hanson	Associate VP Research & Prof	940010	DOR Other Expenses	FAC	.5000	52.20	0.50	77,250	77,250	98,038
991539	J.Nichols	Director	940010	DOR Other Expenses	FAC	1.0000	52.20	1.00	129,519	129,519	164,373
990402	*** UNFILLED ***	Program Assistant	940010	DOR Other Expenses	SP	.6000	52.20	0.60	18,483	18,483	25,616
981026	*** UNFILLED ***	Laboratory Animal Technician	940010	DOR Other Expenses	SP	1.0000	52.20	1.00	23,455	23,455	32,507
991880	*** UNFILLED ***	Administrative Assistant	940010	DOR Other Expenses	SP	.0000	52.20	-	45,000	45,000	62,366
981229	*** UNFILLED ***	Special Projects Administrator	940010	DOR Other Expenses	SP	1.0000	52.20	1.00	53,574	53,574	74,249
981443	D.Fackler	Sr. Lab. Animal Technician	940010	DOR Other Expenses	SP	1.0000	52.20	1.00	40,406	40,406	55,999
991683	E.Praeger	Office Assistant	940010	DOR Other Expenses	SP	1.0000	52.20	1.00	35,811	35,811	49,631
990099	G.Gallo	Grants Specialist	940010	DOR Other Expenses	SP	1.0000	52.20	1.00	36,191	36,191	50,158
981914	K.Barr	Program Assistant	940010	DOR Other Expenses	SP	1.0000	52.20	1.00	38,224	38,224	52,975
981929	M.McClanahan	Laboratory Animal Technician	940010	DOR Other Expenses	SP	1.0000	52.20	1.00	37,712	37,712	52,266
981012	M.Volny	Grants Specialist	940010	DOR Other Expenses	SP	1.0000	52.20	1.00	27,960	27,960	38,750
981027	N.Matt	Laboratory Animal Technician	940010	DOR Other Expenses	SP	1.0000	52.20	1.00	23,455	23,455	32,507
981172	R.Mohan	Laboratory Animal Technician	940010	DOR Other Expenses	SP	1.0000	52.20	1.00	33,802	33,802	46,847
990981	T.Horton	Grants Specialist	940010	DOR Other Expenses	SP	1.0000	52.20	1.00	36,225	36,225	50,205
981024	V.Metellus	Laboratory Animal Technician	940010	DOR Other Expenses	SP	1.0000	52.20	1.00	23,455	23,455	32,507
992913	*** UNFILLED ***	Fiscal Assistant	940010	DOR Other Expenses	SP	.0000	52.20	-	699	699	969
940010 Total						39.9997		40.72	2,787,758	2,734,863	3,579,173
990409	C.Coley	Asst. V.P. Admin. Affairs	940101	FLDOE-COE-DOR-Ocean Energy	AMP	.1100	52.20	0.11	13,912	13,912	18,086
981233	G.Galoustian	Director, Communications	940101	FLDOE-COE-DOR-Ocean Energy	AMP	.0400	52.20	0.04	3,400	3,400	4,420
992645	J.Ludin	Associate General Counsel	940101	FLDOE-COE-DOR-Ocean Energy	AMP	.0400	52.20	0.04	5,659	5,659	7,357
990810	G.Goldberger	Asst. VP Research	940101	FLDOE-COE-DOR-Ocean Energy	FAC	.0400	52.20	0.04	5,059	5,059	6,420
940101 Total						.2300		0.23	28,030	28,030	36,283
980957	M.Webb	Licensing Associate	940102	FLDOE-COE-TT-Ocean Energy Tech	AMP	.0500	52.20	0.05	2,685	2,685	3,491
940102 Total						.0500		0.05	2,685	2,685	3,491

**FLORIDA ATLANTIC UNIVERSITY
 DETAIL OF SALARIES
 2008-09 OPERATING BUDGET
 CONTRACTS AND GRANTS**

Position Number	Employee Name	Job Title	Index Number	Department Title	Pay Plan	FTE	Budgeted Weeks	Person Years	Current Rate	Salary Dollars	Amount W/Benefits
991012	*** UNFILLED ***	Coor. Research Prog/Svcs.	950002	USDOT-Intermodal Transportation Saf	AMP	1.0000	52.20	1.00	69,386	69,386	90,202
990226	*** UNFILLED ***	Distinguished Professor	950002	USDOT-Intermodal Transportation Saf	FAC	.7500	52.20	0.75	112,500	112,500	142,774
950002 Total						1.7500		1.75	181,886	181,886	232,976
991126	L. Kerwin	Asst. Director Research Prog.	960191	SFWM-DUPUIS MGT AREA	AMP	.1600	52.20	0.16	9,387	9,387	12,202
980581	L.Dirck	Field Assistant	960191	SFWM-DUPUIS MGT AREA	AMP	1.0000	52.20	1.00	40,000	40,000	52,000
991126	L.Kerwin	Asst. Director Research Prog.	960191	SFWM-DUPUIS MGT AREA	AMP	.2000	52.20	0.20	11,927	11,927	15,505
960191 Total						1.3600		1.36	61,314	61,314	79,708
981142	K.Kanter	Education Coordinator	960193	SFWM-DUPUIS MGT AREA	AMP	1.0000	52.20	1.00	35,000	35,000	45,500
960193 Total						1.0000		1.00	35,000	35,000	45,500
992773	L.Boukerrou	Coor. Research Prog/Svcs.	960199	ECOLOGY & ENVIRONMENT INC.	AMP	.4000	52.20	0.40	21,373	21,373	27,785
960199 Total						.4000		0.40	21,373	21,373	27,785
992819	A.Edwards	Coor. Educ/Trg Programs	960201	SFWM-DUPUIS MGT AREA	AMP	.4300	52.20	0.43	17,221	17,221	22,387
960201 Total						.4300		0.43	17,221	17,221	22,387
992819	A.Edwards	Coor. Educ/Trg Programs	960202	SFWM-DUPUIS MGT AREA	AMP	.3700	52.20	0.37	14,818	14,818	19,264
960202 Total						.3700		0.37	14,818	14,818	19,264
992773	L.Boukerrou	Coor. Research Prog/Svcs.	960599	OH - Ctr For Environmental Studies	AMP	.3500	52.20	0.35	18,701	18,701	24,311
990703	S.Forsythe	Computer Programmer/Analyst	960599	OH - Ctr For Environmental Studies	SP	.5000	52.20	0.50	22,050	22,050	30,559
960599 Total						.8500		0.85	40,751	40,751	54,870
990964	L.Hodgkin	Senior Purchasing Agent	964002	Salaries and benefits-Purchasing	SP	.9200	52.20	0.92	34,790	34,790	48,216
964002 Total						.9200		0.92	34,790	34,790	48,216
990153	*** UNFILLED ***	Associate Controller	964003	Salaries & Benefits-Contr Office	AMP	.3520	52.20	0.35	27,575	27,575	35,848
990546	T.Denman	Senior Fiscal Assistant	964003	Salaries & Benefits-Contr Office	SP	.9000	52.20	0.90	23,394	23,394	32,422
964003 Total						1.2520		1.25	50,969	50,969	68,270
993579	*** UNFILLED ***	Coor. Educ/Trg Programs	993103	Budget Control Acct-Salaries	AMP	.5000	52.20	0.50	11,140		0
993522	*** UNFILLED ***	Coord, Administrative Svcs	993103	Budget Control Acct-Salaries	AMP	1.0000	52.20	1.00	22,280		0
993523	*** UNFILLED ***	Coord, Administrative Svcs	993103	Budget Control Acct-Salaries	AMP	1.0000	52.20	1.00	22,280		0
993524	*** UNFILLED ***	Coord, Administrative Svcs	993103	Budget Control Acct-Salaries	AMP	1.7200	52.20	1.72	36,140		0
993580	*** UNFILLED ***	Coor. Educ/Trg Programs	993103	Budget Control Acct-Salaries	AMP	1.0000	52.20	1.00	39,473		0
992781	*** UNFILLED ***	Director Educational/Trg. Prog	993103	Budget Control Acct-Salaries	AMP	1.0000	52.20	1.00	68,000		0
992902	*** UNFILLED ***	Coor. Research Prog/Svcs.	993103	Budget Control Acct-Salaries	AMP	20.7900	52.20	20.79	508,571		0
993637	*** UNFILLED ***	Assistant Professor	993103	Budget Control Acct-Salaries	FAC	1.0000	52.20	1.00	30,150		0
993539	*** UNFILLED ***	Professor	993103	Budget Control Acct-Salaries	FAC	1.0000	52.20	1.00	33,730		0
992691	*** UNFILLED ***	Faculty Administrator	993103	Budget Control Acct-Salaries	FAC	1.0000	52.20	1.00	52,514		0
993528	*** UNFILLED ***	Instructor	993103	Budget Control Acct-Salaries	FAC	2.0000	52.20	2.00	60,000		0
993537	*** UNFILLED ***	Assistant Professor	993103	Budget Control Acct-Salaries	FAC	7.3100	52.20	7.31	158,179		0

**FLORIDA ATLANTIC UNIVERSITY
 DETAIL OF SALARIES
 2008-09 OPERATING BUDGET
 CONTRACTS AND GRANTS**

Position Number	Employee Name	Job Title	Index Number	Department Title	Pay Plan	FTE	Budgeted Weeks	Person Years	Current Rate	Salary Dollars	Amount W/Benefits
992903	*** UNFILLED ***	Professor	993103	Budget Control Acct-Salaries	FAC	46.3800	52.20	46.38	2,141,860		0
992904	*** UNFILLED ***	Professor	993103	Budget Control Acct-Salaries	FAC	29.9200	52.20	29.92	2,800,149		0
993540	*** UNFILLED ***	Professor	993103	Budget Control Acct-Salaries	FAC	39.7733	52.20	39.77	3,493,816		0
981109	*** UNFILLED ***	Secretary	993103	Budget Control Acct-Salaries	SP	11.8500	52.20	11.85	389,000		0
992901	*** UNFILLED ***	Laborer	993103	Budget Control Acct-Salaries	SP	33.1400	52.20	33.14	626,975		0
993103 Total						200.3833		200.38	10,494,257	0	0
Grand Total						444.9261		444.46	24,307,852	13,760,700	17,950,267

**FLORIDA ATLANTIC UNIVERSITY
DETAIL OF SALARIES
2008-09 OPERATING BUDGET
AUXILIARY**

Position Number	Employee Name	Job Title	Index Number	Department Title	Pay Plan	FTE	Budgeted Weeks	Person Years	Current Rate	Salary Dollars	Amount W/Benefits	
980774	UNFILLED	Coordinator Academic Programs	A00681	NCAA Academic Support	AMP	.0000	52.20	-	300	0	0	
			A00681 Total				.0000		300	0	0	
980765	*** UNFILLED ***	Secretary	A00683	Admissions Undergraduate Call Ctr	AMP	.0000	52.20	-	700	700	910	
980912	G.Torres	Assistant Coordinator	A00683	Admissions Undergraduate Call Ctr	AMP	1.0000	52.20	1.00	26,500	26,500	34,450	
			A00683 Total				1.0000		1.00	27,200	27,200	35,360
981282	*** UNFILLED ***	Coordinator Academic Programs	A01500	Enterprise Computing Services-Aux	AMP	.0000	52.20	-	432	432	562	
990568	J.Di Liddo	Specialist Comp. Applications	A01500	Enterprise Computing Services-Aux	AMP	.1000	52.20	0.10	5,305	5,305	6,897	
			A01500 Total				.1000		0.10	5,737	5,737	7,459
990333	D.Garland	Asst. Director Telecommun.	A02500	Communication Services Infrastructu	AMP	1.0000	52.20	1.00	63,345	63,345	82,349	
991616	D.Payeur	Director, Fiscal Mgmt.	A02500	Communication Services Infrastructu	AMP	1.0000	52.20	1.00	90,000	90,000	117,000	
990050	E.Angiolillo	Dir, Commun. Svcs Infrastructu	A02500	Communication Services Infrastructu	AMP	1.0000	52.20	1.00	98,825	98,825	128,473	
991418	I.Menendez	Cust. Svc. Project Rep.	A02500	Communication Services Infrastructu	AMP	1.0000	52.20	1.00	41,620	41,620	54,106	
991701	I.Puga	Mgr, Voice Network Svcs	A02500	Communication Services Infrastructu	AMP	1.0000	52.20	1.00	51,661	51,661	67,160	
991899	J.Duval	Cust Svc Project Rep	A02500	Communication Services Infrastructu	AMP	1.0000	52.20	1.00	41,257	41,257	53,635	
981412	J.Guest	Computer Applications Spec	A02500	Communication Services Infrastructu	AMP	1.0000	52.20	1.00	53,397	53,397	69,417	
991854	M.Salib	Asst. Dir., Fiscal Mgmt.	A02500	Communication Services Infrastructu	AMP	1.0000	52.20	1.00	70,530	70,530	91,689	
990185	R.Philippe	Supervisor, CSI Customer Serv	A02500	Communication Services Infrastructu	AMP	1.0000	52.20	1.00	43,646	43,646	56,740	
990283	W.Bullock	Assoc Dir Net Security, Arch,	A02500	Communication Services Infrastructu	AMP	1.0000	52.20	1.00	82,165	82,165	106,815	
991895	J.Schilit	Assoc. Provost & Professor	A02500	Communication Services Infrastructu	FAC	.3000	52.20	0.30	45,965	45,965	58,335	
980764	*** UNFILLED ***	Secretary	A02500	Communication Services Infrastructu	SP	.0000	52.20	-	66,513	66,513	92,181	
990920	A.Hawkins	Program Assistant	A02500	Communication Services Infrastructu	SP	1.0000	52.20	1.00	45,931	45,931	63,656	
991796	G.Rodriguez	Telecommunications Specialist	A02500	Communication Services Infrastructu	SP	1.0000	52.20	1.00	39,466	39,466	54,696	
991665	I.Dubreuze	Executive Secretary	A02500	Communication Services Infrastructu	SP	1.0000	52.20	1.00	36,500	36,500	50,586	
992616	J.Ankney	Sr. Telecommunication Spec.	A02500	Communication Services Infrastructu	SP	1.0000	52.20	1.00	43,408	43,408	60,160	
991124	L.Kersich	Executive Secretary	A02500	Communication Services Infrastructu	SP	.5000	52.20	0.50	23,221	23,221	32,182	
991255	M.Truman	Sr. Telecommunicat Svcs. Spec.	A02500	Communication Services Infrastructu	SP	1.0000	52.20	1.00	45,750	45,750	63,405	
992273	M.Wendling	Telecommunications Specialist	A02500	Communication Services Infrastructu	SP	1.0000	52.20	1.00	48,654	48,654	67,430	
981558	N.Reisz	Telecommunications Specialist	A02500	Communication Services Infrastructu	SP	1.0000	52.20	1.00	35,000	35,000	48,507	
992346	S.Yungk	Program Assistant	A02500	Communication Services Infrastructu	SP	1.0000	52.20	1.00	34,139	34,139	47,314	
			A02500 Total				18.8000		18.80	1,100,993	1,100,993	1,465,836
981404	*** UNFILLED ***	Coordinator Academic Programs	A41101	Late Registration - Registrar	AMP	.0000	52.20	-	1,597	1,597	2,077	
981440	*** UNFILLED ***	Coor. Comp. Applications	A41101	Late Registration - Registrar	AMP	1.0000	52.20	1.00	33,000	33,000	42,900	

**FLORIDA ATLANTIC UNIVERSITY
 DETAIL OF SALARIES
 2008-09 OPERATING BUDGET
 AUXILIARY**

Position Number	Employee Name	Job Title	Index Number	Department Title	Pay Plan	FTE	Budgeted Weeks	Person Years	Current Rate	Salary Dollars	Amount W/Benefits
981235	D.Johnson	HS Dual Enroll. Coord.	A41101	Late Registration - Registrar	AMP	1.0000	52.20	1.00	30,900	30,900	40,170
990542	H.Demik	University Registrar	A41101	Late Registration - Registrar	AMP	1.0000	52.20	1.00	97,689	97,689	126,996
980757	*** UNFILLED ***	Secretary	A41101	Late Registration - Registrar	SP	.0000	52.20	-	3,346	3,346	4,638
992196	*** UNFILLED ***	Telephone Receptionist	A41101	Late Registration - Registrar	SP	1.0000	52.20	1.00	21,190	21,190	29,368
980952	A.Sharland	Senior Clerk	A41101	Late Registration - Registrar	SP	.5000	52.20	0.50	10,440	10,440	14,469
991019	B.Isaac	Program Assistant	A41101	Late Registration - Registrar	SP	1.0000	52.20	1.00	27,412	27,412	37,991
991205	B.Larris	Transcript Clerk	A41101	Late Registration - Registrar	SP	.5000	52.20	0.50	11,931	11,931	16,536
992267	D.Teixeira	Senior Clerk	A41101	Late Registration - Registrar	SP	.5000	52.20	0.50	10,440	10,440	14,469
992270	P.Buckmier	Telephone Receptionist	A41101	Late Registration - Registrar	SP	1.0000	52.20	1.00	20,800	20,800	28,827
992308	S.Hanna	Enrollment Verification Clerk	A41101	Late Registration - Registrar	SP	1.0000	52.20	1.00	25,126	25,126	34,823
990900	S.Procaccini	Senior Clerk	A41101	Late Registration - Registrar	SP	1.0000	52.20	1.00	22,495	22,495	31,176
990155	T.Moses	Senior Clerk	A41101	Late Registration - Registrar	SP	1.0000	52.20	1.00	21,826	21,826	30,249
				A41101 Total		10.5000		10.50	338,192	338,192	454,689
980437	*** UNFILLED ***	Assoc. Dir. Academic Programs	A80000	Life Long Learning Society	AMP	1.0000	52.20	1.00	45,000	45,000	58,500
991429	E.Meyerson	Assistant Provost/Director	A80000	Life Long Learning Society	AMP	1.0000	52.20	1.00	110,807	110,807	144,050
992039	T.Stathopoulos	Coor. Lifelong Learning	A80000	Life Long Learning Society	AMP	.1000	52.20	0.10	4,396	4,396	5,715
981625	*** UNFILLED ***	Secretary	A80000	Life Long Learning Society	SP	.1000	52.20	0.10	11,593	11,593	16,067
991923	A.Skolnik	Program Assistant	A80000	Life Long Learning Society	SP	1.0000	52.20	1.00	43,541	43,541	60,344
991483	E.Moran	Program Assistant	A80000	Life Long Learning Society	SP	1.0000	52.20	1.00	37,228	37,228	51,595
				A80000 Total		4.2000		4.20	252,565	252,565	336,271
992176	J.Valenza	Assoc Dir., LLS	A80001	Life Long Learning Society-Jupiter	AMP	1.0000	52.20	1.00	58,374	58,374	75,887
990521	K.Barrett	Program Coordinator	A80001	Life Long Learning Society-Jupiter	AMP	1.0000	52.20	1.00	36,000	36,000	46,800
990728	R.Friedman	Director, LLS Jupiter	A80001	Life Long Learning Society-Jupiter	AMP	1.0000	52.20	1.00	87,961	87,961	114,350
990533	*** UNFILLED ***	Senior Clerk	A80001	Life Long Learning Society-Jupiter	SP	.0000	52.20	-	6,760	6,760	9,369
980469	D.Eberle	Senior Administrative Asst.	A80001	Life Long Learning Society-Jupiter	SP	1.0000	52.20	1.00	31,000	31,000	42,963
981417	M.Reiman	Program Manager	A80001	Life Long Learning Society-Jupiter	SP	1.0000	52.20	1.00	36,000	36,000	49,893
				A80001 Total		5.0000		5.00	256,095	256,095	339,262
993531	*** UNFILLED ***	Coor. Research Prog/Svcs.	A80004	Smart Languages	AMP	.0000	52.20	-	1,365	1,365	1,775
992286	F.Kassegn	Coor. Continuing Education	A80004	Smart Languages	AMP	.4900	52.20	0.49	15,444	15,444	20,078
981038	M.Reindl-Radu	Coor. Continuing Educ.	A80004	Smart Languages	AMP	.4900	52.20	0.49	17,640	17,640	22,932
992039	T.Stathopoulos	Coor. Lifelong Learning	A80004	Smart Languages	AMP	.4400	52.20	0.44	19,342	19,342	25,145
992882	*** UNFILLED ***	Assistant Professor	A80004	Smart Languages	FAC	.0000	52.20	-	1,188	1,188	1,508

**FLORIDA ATLANTIC UNIVERSITY
 DETAIL OF SALARIES
 2008-09 OPERATING BUDGET
 AUXILIARY**

Position Number	Employee Name	Job Title	Index Number	Department Title	Pay Plan	FTE	Budgeted Weeks	Person Years	Current Rate	Salary Dollars	Amount W/Benefits
991509	C.Mullings	Director and Instructor	A80004	Smart Languages	FAC	.4900	52.20	0.49	47,543	47,543	60,337
981627	*** UNFILLED ***	Secretary	A80004	Smart Languages	SP	.0000	52.20	-	4,484	4,484	6,215
980906	*** UNFILLED ***	Secretary	A80004	Smart Languages	SP	.4900	52.20	0.49	12,250	12,250	16,978
990364	B.Chapman	Program Assistant	A80004	Smart Languages	SP	.4900	52.20	0.49	19,379	19,379	26,858
990552	M.Guevara	Executive Secretary	A80004	Smart Languages	SP	.4900	52.20	0.49	18,169	18,169	25,181
				A80004 Total		3.3800		3.38	156,804	156,804	207,007
981123	*** UNFILLED ***	Coordinator Academic Programs	A80005	Smart Test Prep	AMP	.0000	52.20	-	752	752	978
992286	F.Kassegn	Coor. Continuing Education	A80005	Smart Test Prep	AMP	.2700	52.20	0.27	8,510	8,510	11,063
981038	M.Reindl-Radu	Coor. Continuing Educ.	A80005	Smart Test Prep	AMP	.2700	52.20	0.27	9,720	9,720	12,636
992039	T.Stathopoulos	Coor. Lifelong Learning	A80005	Smart Test Prep	AMP	.2450	52.20	0.25	10,770	10,770	14,001
991509	C.Mullings	Director and Instructor	A80005	Smart Test Prep	FAC	.2700	52.20	0.27	26,197	26,197	33,247
981626	*** UNFILLED ***	Secretary	A80005	Smart Test Prep	SP	.0000	52.20	-	3,126	3,126	4,333
980906	*** UNFILLED ***	Secretary	A80005	Smart Test Prep	SP	.2700	52.20	0.27	6,750	6,750	9,355
990364	B.Chapman	Program Assistant	A80005	Smart Test Prep	SP	.2700	52.20	0.27	10,678	10,678	14,799
990552	M.Guevara	Executive Secretary	A80005	Smart Test Prep	SP	.2700	52.20	0.27	10,012	10,012	13,876
				A80005 Total		1.8650		1.87	86,515	86,515	114,288
992286	F.Kassegn	Coor. Continuing Education	A80006	Smart Legal Assistant Certificate	AMP	.2400	52.20	0.24	7,564	7,564	9,834
981038	M.Reindl-Radu	Coor. Continuing Educ.	A80006	Smart Legal Assistant Certificate	AMP	.2400	52.20	0.24	8,640	8,640	11,232
992039	T.Stathopoulos	Coor. Lifelong Learning	A80006	Smart Legal Assistant Certificate	AMP	.2150	52.20	0.22	9,451	9,451	12,287
991509	C.Mullings	Director and Instructor	A80006	Smart Legal Assistant Certificate	FAC	.2400	52.20	0.24	23,286	23,286	29,553
981628	*** UNFILLED ***	Secretary	A80006	Smart Legal Assistant Certificate	SP	.0000	52.20	-	3,446	3,446	4,776
980906	*** UNFILLED ***	Secretary	A80006	Smart Legal Assistant Certificate	SP	.2400	52.20	0.24	6,000	6,000	8,316
990364	B.Chapman	Program Assistant	A80006	Smart Legal Assistant Certificate	SP	.2400	52.20	0.24	9,492	9,492	13,155
990552	M.Guevara	Executive Secretary	A80006	Smart Legal Assistant Certificate	SP	.2400	52.20	0.24	8,899	8,899	12,334
				A80006 Total		1.6550		1.66	76,778	76,778	101,487
980769	*** UNFILLED ***	Coordinator Academic Programs	B01402	Coll of Business Executive Programs	AMP	1.0000	52.20	1.00	45,000	45,000	58,500
991324	J.Herbert	Coordinator Academic Programs	B01402	Coll of Business Executive Programs	AMP	1.0000	52.20	1.00	45,603	45,603	59,284
991448	R.Mills	Coordinator Academic Programs	B01402	Coll of Business Executive Programs	AMP	1.0000	52.20	1.00	42,298	42,298	54,988
981874	S.Alfred	Asst Dir, Academic Programs	B01402	Coll of Business Executive Programs	AMP	.5000	52.20	0.50	26,000	26,000	33,800
980770	V.Raghoo-Mungal	Coordinator Academic Programs	B01402	Coll of Business Executive Programs	AMP	1.0000	52.20	1.00	40,000	40,000	52,000
991342	V.Wiik	Director, Academic Programs	B01402	Coll of Business Executive Programs	AMP	.7500	52.20	0.75	75,000	75,000	97,500
992632	Y.Maros	Asst Dir, Academic Programs	B01402	Coll of Business Executive Programs	AMP	1.0000	52.20	1.00	52,000	52,000	67,600

**FLORIDA ATLANTIC UNIVERSITY
DETAIL OF SALARIES
2008-09 OPERATING BUDGET
AUXILIARY**

Position Number	Employee Name	Job Title	Index Number	Department Title	Pay Plan	FTE	Budgeted Weeks	Person Years	Current Rate	Salary Dollars	Amount W/Benefits
990727	D.Gravatt	Instructor	B01402	Coll of Business Executive Programs	FAC	1.0000	39.00	0.75	33,750	33,750	42,833
980750	R.Knight	Instructor	B01402	Coll of Business Executive Programs	FAC	.7500	39.00	0.56	60,000	60,000	76,146
981656	*** UNFILLED ***	Secretary	B01402	Coll of Business Executive Programs	SP	1.0000	52.20	1.00	21,359	21,359	29,602
990093	D.Delach Dodd	Senior Secretary	B01402	Coll of Business Executive Programs	SP	.7500	52.20	0.75	22,425	22,425	31,079
B01402 Total						9.7500		9.31	463,435	463,435	603,332
981003	B. Juste	Coordinator Academic Programs	B01404	School of Accounting Executive Pgms	AMP	1.0000	52.20	1.00	40,000	40,000	52,000
981967	C.Cepeda	Coor. Computer Applications	B01404	School of Accounting Executive Pgms	AMP	1.0000	52.20	1.00	55,263	55,263	71,842
981014	J.Chin	Coor. Computer Applications	B01404	School of Accounting Executive Pgms	AMP	1.0000	52.20	1.00	42,000	42,000	54,600
993489	K.DaSilva	Coordinator Academic Programs	B01404	School of Accounting Executive Pgms	AMP	1.0000	52.20	1.00	44,604	44,604	57,986
992091	M.Hammer	Coordinator Academic Programs	B01404	School of Accounting Executive Pgms	AMP	1.0000	52.20	1.00	42,000	42,000	54,600
981004	R.Canavin	Coordinator Academic Programs	B01404	School of Accounting Executive Pgms	AMP	1.0000	52.20	1.00	42,000	42,000	54,600
981874	S.Alfred	Asst Dir, Academic Programs	B01404	School of Accounting Executive Pgms	AMP	.5000	52.20	0.50	26,000	26,000	33,800
992630	S.Dziadziak	Asst. Dir. Acad. Programs	B01404	School of Accounting Executive Pgms	AMP	1.0000	52.20	1.00	46,000	46,000	59,800
981210	M.Bertolini	Instructor	B01404	School of Accounting Executive Pgms	FAC	.8000	39.00	0.60	80,000	80,000	101,528
981828	S.Carlson	Instructor	B01404	School of Accounting Executive Pgms	FAC	1.0000	39.00	0.75	33,750	33,750	42,833
990979	W.Hopwood	Professor	B01404	School of Accounting Executive Pgms	FAC	.5000	39.00	0.37	79,450	79,450	100,830
981401	*** UNFILLED ***	Secretary	B01404	School of Accounting Executive Pgms	SP	1.0000	52.20	1.00	38,416	38,416	53,241
981961	E.Donzella	Senior Secretary	B01404	School of Accounting Executive Pgms	SP	1.0000	52.20	1.00	28,811	28,811	39,930
B01404 Total						11.8000		11.22	598,294	598,294	777,590
980771	*** UNFILLED ***	Coordinator Academic Programs	B01405	Executive Education	AMP	1.0000	52.20	1.00	45,000	45,000	58,500
981859	N.Sabga	Assoc Dir, Academic Programs	B01405	Executive Education	AMP	1.0000	52.20	1.00	65,793	65,793	85,531
991342	V.Wiik	Director, Academic Programs	B01405	Executive Education	AMP	.2500	52.20	0.25	25,000	25,000	32,500
980750	R.Knight	Instructor	B01405	Executive Education	FAC	.2500	52.20	0.25	20,000	20,000	25,382
981659	*** UNFILLED ***	Secretary	B01405	Executive Education	SP	1.0000	52.20	1.00	15,727	15,727	21,797
990093	D.Delach Dodd	Senior Secretary	B01405	Executive Education	SP	.2500	52.20	0.25	7,475	7,475	10,360
980930	R.Munoz	Program Assistant	B01405	Executive Education	SP	1.0000	52.20	1.00	34,700	34,700	48,091
B01405 Total						4.7500		4.75	213,695	213,695	282,161
981756	R.Amirault	Instructor	B01500	College of Education -CE Master	FAC	1.0000	52.20	1.00	45,000	45,000	57,110
981755	Y.Visser	Instructor	B01500	College of Education -CE Master	FAC	1.0000	52.20	1.00	45,000	45,000	57,110
981649	*** UNFILLED ***	Secretary	B01500	College of Education -CE Master	SP	.0000	52.20	-	2,393	2,393	3,317
981716	M.Brown	Program Assistant	B01500	College of Education -CE Master	SP	1.0000	52.20	1.00	29,652	29,652	41,095
B01500 Total						3.0000		3.00	122,045	122,045	158,632

**FLORIDA ATLANTIC UNIVERSITY
 DETAIL OF SALARIES
 2008-09 OPERATING BUDGET
 AUXILIARY**

Position Number	Employee Name	Job Title	Index Number	Department Title	Pay Plan	FTE	Budgeted Weeks	Person Years	Current Rate	Salary Dollars	Amount W/Benefits
990809	L.Barlowe	Coor. Acad. Support Services	B01501	Accelerated Introd into Teaching	AMP	1.0000	52.20	1.00	41,200	41,200	53,560
981651	*** UNFILLED ***	Secretary	B01501	Accelerated Introd into Teaching	SP	.0000	52.20	-	824	824	1,142
				B01501 Total		1.0000		1.00	42,024	42,024	54,702
981866	*** UNFILLED ***	Coord. Education/Trng	B01534	Education-Foundation Grts	AMP	1.0000	52.20	1.00	33,949	33,949	44,134
992260	*** UNFILLED ***	Coord Education/Trng	B01534	Education-Foundation Grts	AMP	1.0000	52.20	1.00	44,675	44,675	58,078
981965	L. Thornton	Computer support Analyst	B01534	Education-Foundation Grts	SP	1.0000	52.20	1.00	29,325	29,325	40,642
				B01534 Total		3.0000		3.00	107,949	107,949	142,854
981277	*** UNFILLED ***	Coordinator Academic Programs	B01535	Everglades Youth Conservation Camp	AMP	.0000	52.20	-	1,153	1,153	1,499
992077	A.Stevens	Asst. Dir. Educ/Trng Programs	B01535	Everglades Youth Conservation Camp	AMP	1.0000	52.20	1.00	41,200	41,200	53,560
981188	C.Hill	EYCC Educ & Summer Pgm Coord.	B01535	Everglades Youth Conservation Camp	AMP	.5000	52.20	0.50	16,480	16,480	21,424
				B01535 Total		1.5000		1.50	58,833	58,833	76,483
980768	*** UNFILLED ***	Coordinator Academic Programs	B02000	Child Care Center	AMP	.0000	52.20	-	6,722	6,722	8,739
980752	*** UNFILLED ***	Coordinator Academic Programs	B02000	Child Care Center	AMP	1.0000	52.20	1.00	28,500	0	0
990668	A.Gimenez	Lead Teacher	B02000	Child Care Center	AMP	1.0000	52.20	1.00	28,500	28,500	37,050
990366	D.Desiderio	Coor. Educ/Trg Programs	B02000	Child Care Center	AMP	1.0000	52.20	1.00	28,500	28,500	37,050
992611	D.Riggs	Coor. Educ/Trg Programs	B02000	Child Care Center	AMP	.7500	52.20	0.75	20,106	20,106	26,138
981523	G.Kaczor	Coor Educ/Trg Programs	B02000	Child Care Center	AMP	1.0000	52.20	1.00	31,934	31,934	41,515
990678	K.Field	Coor. Educ/Trg Programs	B02000	Child Care Center	AMP	1.0000	52.20	1.00	33,000	33,000	42,900
990778	K.Williams	Asst. Dir. Educ/Trg Programs	B02000	Child Care Center	AMP	1.0000	52.20	1.00	75,000	75,000	97,500
992167	S.Charity	Coor. Educ/Trg Programs	B02000	Child Care Center	AMP	.8750	52.20	0.88	25,000	25,000	32,500
992617	S.Gagula	Coor. Educ/Trg Programs	B02000	Child Care Center	AMP	1.0000	52.20	1.00	28,500	28,500	37,050
981181	S.Pervaiz	Coor. Educ/Trg Programs	B02000	Child Care Center	AMP	1.0000	52.20	1.00	28,500	28,500	37,050
990538	Y.Lee	Coor. Educ/Trg Programs	B02000	Child Care Center	AMP	1.0000	52.20	1.00	30,000	30,000	39,000
992634	*** UNFILLED ***	Teacher Assistant	B02000	Child Care Center	SP	1.0000	52.20	1.00	0	0	0
981653	*** UNFILLED ***	Secretary	B02000	Child Care Center	SP	1.0000	52.20	1.00	4,131	4,131	5,726
992618	A.Cruz	Teacher Assistant	B02000	Child Care Center	SP	1.0000	52.20	1.00	21,715	21,715	30,095
990424	B.Coogan	Child Care Group Leader	B02000	Child Care Center	SP	.6300	52.20	0.63	15,334	15,334	21,252
991795	C.Danielson	Program Assistant	B02000	Child Care Center	SP	1.0000	52.20	1.00	32,240	32,240	44,682
981513	C.Jefferson	Child Care Group Leader	B02000	Child Care Center	SP	.5500	52.20	0.55	20,880	20,880	28,938
992145	D.Trachtenberg	Child Care Group Leader	B02000	Child Care Center	SP	1.0000	52.20	1.00	22,930	22,930	31,779
992635	K.White	Child Care Group Leader	B02000	Child Care Center	SP	1.0000	52.20	1.00	21,972	21,972	30,451
991600	R.Wolff	Teacher Assistant	B02000	Child Care Center	SP	1.0000	52.20	1.00	20,880	20,880	28,938

**FLORIDA ATLANTIC UNIVERSITY
 DETAIL OF SALARIES
 2008-09 OPERATING BUDGET
 AUXILIARY**

Position Number	Employee Name	Job Title	Index Number	Department Title	Pay Plan	FTE	Budgeted Weeks	Person Years	Current Rate	Salary Dollars	Amount W/Benefits
991013	S.Hova	Teacher Assistant	B02000	Child Care Center	SP	1.0000	52.20	1.00	21,715	21,715	30,095
992203	S.Reeves	Child Care Group Leader	B02000	Child Care Center	SP	1.0000	52.20	1.00	21,583	21,583	29,912
B02000 Total						20.8050		20.81	567,642	539,142	718,360
981652	*** UNFILLED ***	Secretary	B03300	Communication Disorders Clinic	SP	.0000	52.20	-	372	372	516
981505	M.Argyros	Senior Clerk	B03300	Communication Disorders Clinic	SP	1.0000	52.20	1.00	18,595	18,595	25,771
B03300 Total						1.0000		1.00	18,967	18,967	26,287
990782	J.Getzinger	Food Service Manager	B04000	Lunchroom - Adhus	AMP	1.0000	52.20	1.00	39,420	39,420	51,246
981650	*** UNFILLED ***	Secretary	B04000	Lunchroom - Adhus	SP	.0000	52.20	-	986	986	1,367
B04000 Total						1.0000		1.00	40,406	40,406	52,613
980761	*** UNFILLED ***	Secretary	B90007	A.D. Henderson School	SP	.0000	52.20	-	873	873	1,210
980975	G.Dunne	School Nurse	B90007	A.D. Henderson School	SP	1.0000	52.20	1.00	34,937	34,937	48,420
B90007 Total						1.0000		1.00	35,810	35,810	49,630
981160	E.Ouellette	Asst. Dir. Educ/Trg Programs	C08101	Insitute for Safety & Construction	AMP	1.0000	52.20	1.00	48,312	48,312	62,806
980561	R.Green	FISC Registrar	C08101	Insitute for Safety & Construction	AMP	1.0000	52.20	1.00	35,135	35,135	45,676
981655	*** UNFILLED ***	Secretary	C08101	Insitute for Safety & Construction	SP	.0000	52.20	-	2,152	2,152	2,983
991689	Z.Priede	Program Assistant	C08101	Insitute for Safety & Construction	SP	1.0000	52.20	1.00	29,824	29,824	41,334
C08101 Total						3.0000		3.00	115,423	115,423	152,799
980404	*** UNFILLED ***	Director	C08102	Ctr for Construction Educ & Safety	FAC	1.0000	52.20	1.00	0	0	0
C08102 Total						1.0000		1.00	0	0	0
990806	A.Theodosis	Assistant Controller	F00000	Auxiliary Administration-Controller	AMP	.5553	52.20	0.56	34,031	34,031	44,241
991602	D.Danvers	Coordinator, Accounting	F00000	Auxiliary Administration-Controller	AMP	.6439	52.20	0.64	27,192	27,192	35,350
991863	L.Sancilio	Cashier Supervisor	F00000	Auxiliary Administration-Controller	AMP	.8900	52.20	0.89	45,218	45,218	58,784
981872	L.Visaggi	Associate Controller	F00000	Auxiliary Administration-Controller	AMP	.6528	52.20	0.65	52,224	52,224	67,892
992110	P.George	Coordinator, Accounting	F00000	Auxiliary Administration-Controller	AMP	.3060	52.20	0.31	15,129	15,129	19,668
991677	R.Berzok	Associate Controller	F00000	Auxiliary Administration-Controller	AMP	.7600	52.20	0.76	65,612	65,612	85,296
981637	*** UNFILLED ***	Secretary	F00000	Auxiliary Administration-Controller	SP	.0000	52.20	-	5,232	5,232	7,252
991492	D.Henderson	Senior Clerk	F00000	Auxiliary Administration-Controller	SP	1.0000	52.20	1.00	25,750	25,750	35,687
992020	K.Soomai	Senior Fiscal Assistant	F00000	Auxiliary Administration-Controller	SP	.3272	52.20	0.33	10,249	10,249	14,205
F00000 Total						5.1352		5.14	280,637	280,637	368,375
991935	D.Russell	Asst. VP, Univ. Budget Dir.	F00002	Auxiliary Administration-Budget	AMP	.2000	52.20	0.20	25,900	25,900	33,670
990444	M.Coscia-Waggoner	Budget Coordinator	F00002	Auxiliary Administration-Budget	AMP	.5000	52.20	0.50	28,828	28,828	37,477
981638	*** UNFILLED ***	Secretary	F00002	Auxiliary Administration-Budget	SP	.0000	52.20	-	1,040	1,040	1,442

**FLORIDA ATLANTIC UNIVERSITY
DETAIL OF SALARIES
2008-09 OPERATING BUDGET
AUXILIARY**

Position Number	Employee Name	Job Title	Index Number	Department Title	Pay Plan	FTE	Budgeted Weeks	Person Years	Current Rate	Salary Dollars	Amount W/Benefits
F00002 Total						.7000		0.70	55,768	55,768	72,589
991893	E.Schiff	Director Purchasing	F00003	Auxiliary Administration-Purchasing	AMP	.2500	52.20	0.25	20,000	20,000	26,000
992265	J.Stanwyck	Assistant Director Purchasing	F00003	Auxiliary Administration-Purchasing	AMP	1.0000	52.20	1.00	49,291	49,291	64,079
981639	*** UNFILLED ***	Secretary	F00003	Auxiliary Administration-Purchasing	SP	.0000	52.20	-	1,317	1,317	1,826
F00003 Total						1.2500		1.25	70,608	70,608	91,905
992244	N.Terry	Supervisor, Class & Comp	F00004	Auxiliary Administration-Personnel	AMP	1.0000	52.20	1.00	29,000	29,000	37,700
991900	S.DeMonte	Employment Supervisor	F00004	Auxiliary Administration-Personnel	AMP	.0138	52.20	0.01	400	400	520
981645	*** UNFILLED ***	Secretary	F00004	Auxiliary Administration-Personnel	SP	.0000	52.20	-	1,061	1,061	1,471
990152	N.Papp	Human Resources Representative	F00004	Auxiliary Administration-Personnel	SP	.9800	52.20	0.98	26,460	26,460	36,671
F00004 Total						1.9938		1.99	56,921	56,921	76,362
991901	D.Maraj	Coor. Computer Applications	F00005	Aux. Admin.-VP Finance Computing	AMP	1.0000	52.20	1.00	53,560	53,560	69,628
981641	*** UNFILLED ***	Secretary	F00005	Aux. Admin.-VP Finance Computing	SP	.0000	52.20	-	1,018	1,018	1,411
F00005 Total						1.0000		1.00	54,578	54,578	71,039
981409	*** UNFILLED ***	Coordinator Academic Programs	F00006	Banner Project	AMP	.0000	52.20	-	1,965	1,965	2,555
992633	R.Pope	Director Univ. Admin. Planning	F00006	Banner Project	AMP	1.0000	52.20	1.00	103,407	103,407	134,430
F00006 Total						1.0000		1.00	105,372	105,372	136,985
991617	W.Pearse	Coord, Administrative Svcs	F00007	Auxiliary Administration-Property	AMP	1.0000	52.20	1.00	41,516	41,516	53,971
981643	*** UNFILLED ***	Secretary	F00007	Auxiliary Administration-Property	SP	.0000	52.20	-	1,259	1,259	1,745
990956	T.Hill	Property Manager	F00007	Auxiliary Administration-Property	SP	1.0000	52.20	1.00	24,767	24,767	34,325
F00007 Total						2.0000		2.00	67,542	67,542	90,041
981408	*** UNFILLED ***	Coordinator Academic Programs	F00011	Auxiliary Admin.-Computer Services	AMP	.0000	52.20	-	1,140	1,140	1,482
991779	C.Gardner	Coor. Computer Applications	F00011	Auxiliary Admin.-Computer Services	AMP	1.0000	52.20	1.00	60,000	60,000	78,000
F00011 Total						1.0000		1.00	61,140	61,140	79,482
981400	*** UNFILLED ***	Secretary	F00012	Auxiliary-Facilities Planning	SP	.0000	52.20	-	658	658	912
991629	M.Perillo	Executive Secretary	F00012	Auxiliary-Facilities Planning	SP	1.0000	52.20	1.00	34,624	34,624	47,986
F00012 Total						1.0000		1.00	35,282	35,282	48,898
981399	*** UNFILLED ***	Secretary	F00013	Auxiliary Administration-Grounds	SP	.0000	52.20	-	1,222	1,222	1,694
990844	G.Adderly	Senior Motor Vehicle Operator	F00013	Auxiliary Administration-Grounds	SP	1.0000	52.20	1.00	31,792	31,792	44,061
990180	P.Blackmon	Senior Groundskeeper	F00013	Auxiliary Administration-Grounds	SP	1.0000	52.20	1.00	32,534	32,534	45,089
F00013 Total						2.0000		2.00	65,548	65,548	90,844
981407	*** UNFILLED ***	Coordinator Academic Programs	F00014	Auxiliary Admin.-Inspector General	AMP	.0000	52.20	-	923	923	1,200
991133	A.Vroman	Internal Auditor/Investigator	F00014	Auxiliary Admin.-Inspector General	AMP	1.0000	52.20	1.00	48,591	48,591	63,169

**FLORIDA ATLANTIC UNIVERSITY
DETAIL OF SALARIES
2008-09 OPERATING BUDGET
AUXILIARY**

Position Number	Employee Name	Job Title	Index Number	Department Title	Pay Plan	FTE	Budgeted Weeks	Person Years	Current Rate	Salary Dollars	Amount W/Benefits
F00014 Total						1.0000		1.00	49,514	49,514	64,369
992920	*** UNFILLED ***	Coor. Research Prog/Svcs.	F00015	Auxiliary Admin.-Attorney	AMP	.0000	52.20	-	599	599	779
981511	C.Young	Risk Manager	F00015	Auxiliary Admin.-Attorney	AMP	.4200	52.20	0.42	31,500	31,500	40,950
F00015 Total						.4200		0.42	32,099	32,099	41,729
981398	*** UNFILLED ***	Secretary	F00017	Auxiliary Admin-Information Booth	SP	.0000	52.20	-	447	447	620
992612	M.Swartz	Senior Clerk	F00017	Auxiliary Admin-Information Booth	SP	1.0000	52.20	1.00	23,500	23,500	32,569
F00017 Total						1.0000		1.00	23,947	23,947	33,189
981406	*** UNFILLED ***	Coordinator Academic Programs	F00018	University Business Services	AMP	.0000	52.20	-	3,183	3,183	4,138
990259	*** UNFILLED ***	Coord, Bus/Fin Aux Svcs.	F00018	University Business Services	AMP	.5000	52.20	0.50	20,649	20,649	26,844
981688	*** UNFILLED ***	Coord, Administrative Svcs	F00018	University Business Services	AMP	.5000	52.20	0.50	28,000	28,000	36,400
991591	*** UNFILLED ***	Director Bus/Fin Aux. Services	F00018	University Business Services	AMP	1.0000	52.20	1.00	65,523	65,523	85,180
981450	S.Volnick	Director Bus/Fin Aux. Services	F00018	University Business Services	AMP	.6667	52.20	0.67	53,333	53,333	69,333
F00018 Total						2.6667		2.67	170,688	170,688	221,895
981665	A.Jones	Law Enforcement Major Invest	F00019	Auxiliary Administration- Security	AMP	1.0000	52.20	1.00	70,000	70,000	91,000
980986	T.Haynie	Evidence Custodian	F00019	Auxiliary Administration- Security	AMP	1.0000	52.20	1.00	42,500	42,500	55,250
992888	*** UNFILLED ***	Secretary	F00019	Auxiliary Administration- Security	SP	.0000	52.20	-	4,764	4,764	6,603
990549	A.Gale	Police Communications Operator	F00019	Auxiliary Administration- Security	SP	1.0000	52.20	1.00	28,676	28,676	39,743
992642	C.Alpert	Police Communications Operator	F00019	Auxiliary Administration- Security	SP	1.0000	52.20	1.00	28,676	28,676	39,743
991652	R.Sawyer	Police Communications Manager	F00019	Auxiliary Administration- Security	SP	1.0000	52.20	1.00	42,000	42,000	58,208
981524	R.Vickens	Law Enforcement Officer	F00019	Auxiliary Administration- Security	SP	1.0000	52.20	1.00	38,868	38,868	53,868
F00019 Total						6.0000		6.00	255,484	255,484	344,415
992890	*** UNFILLED ***	Secretary	F00020	Auxiliary Administration- Mailroom	SP	.0000	52.20	-	812	812	1,126
992614	*** UNFILLED ***	Clerk	F00020	Auxiliary Administration- Mailroom	SP	1.0000	52.20	1.00	17,939	17,939	24,862
992638	*** UNFILLED ***	Fiscal Assistant	F00020	Auxiliary Administration- Mailroom	SP	1.0000	52.20	1.00	24,796	24,796	34,365
F00020 Total						2.0000		2.00	43,547	43,547	60,353
990153	*** UNFILLED ***	Associate Controller	F41102	Late Payment Fees - Controller	AMP	.2759	52.20	0.28	20,795	20,795	27,034
981052	A.Maddumage	Coordinator, Accounting	F41102	Late Payment Fees - Controller	AMP	.0590	52.20	0.06	2,508	2,508	3,261
990117	A.Matheson	Coor. Computer Applications	F41102	Late Payment Fees - Controller	AMP	.0390	52.20	0.04	2,476	2,476	3,219
990806	A.Theodosis	Assistant Controller	F41102	Late Payment Fees - Controller	AMP	.2514	52.20	0.25	15,407	15,407	20,030
992380	B.Wilson	Coordinator, Accounting	F41102	Late Payment Fees - Controller	AMP	1.0000	52.20	1.00	42,500	42,500	55,250
992106	K.Tetreault	Asst Controller-Accts Payable	F41102	Late Payment Fees - Controller	AMP	.0790	52.20	0.08	4,593	4,593	5,971
991863	L.Sancilio	Cashier Supervisor	F41102	Late Payment Fees - Controller	AMP	.1100	52.20	0.11	5,589	5,589	7,266

**FLORIDA ATLANTIC UNIVERSITY
DETAIL OF SALARIES
2008-09 OPERATING BUDGET
AUXILIARY**

Position Number	Employee Name	Job Title	Index Number	Department Title	Pay Plan	FTE	Budgeted Weeks	Person Years	Current Rate	Salary Dollars	Amount W/Benefits
981995	*** UNFILLED ***	Accountant	F41102	Late Payment Fees - Controller	SP	.0550	52.20	0.06	3,565	3,565	4,941
981658	*** UNFILLED ***	Secretary	F41102	Late Payment Fees - Controller	SP	.0000	52.20	-	4,624	4,624	6,409
990876	*** UNFILLED ***	Accountant	F41102	Late Payment Fees - Controller	SP	.9100	52.20	0.91	27,300	27,300	37,836
991888	C.Scarlett	Accountant	F41102	Late Payment Fees - Controller	SP	.1166	52.20	0.12	4,374	4,374	6,062
991831	D.Russell	Accountant	F41102	Late Payment Fees - Controller	SP	.1300	52.20	0.13	4,782	4,782	6,628
991101	H.Kasztner	Accountant	F41102	Late Payment Fees - Controller	SP	1.0000	52.20	1.00	31,252	31,252	43,313
991419	L.Mercado	Fiscal Assistant	F41102	Late Payment Fees - Controller	SP	.9450	52.20	0.95	24,334	24,334	33,725
992050	L.Stern	Program Assistant	F41102	Late Payment Fees - Controller	SP	.0676	52.20	0.07	2,010	2,010	2,786
991260	N.Lilley	Senior Clerk	F41102	Late Payment Fees - Controller	SP	1.0000	52.20	1.00	25,750	25,750	35,687
992379	N.Vest	Accountant	F41102	Late Payment Fees - Controller	SP	.1200	52.20	0.12	4,074	4,074	5,647
990459	P.Crabtree	Senior Fiscal Assistant	F41102	Late Payment Fees - Controller	SP	.0470	52.20	0.05	1,210	1,210	1,677
991820	R.Cartwright	Senior Fiscal Assistant	F41102	Late Payment Fees - Controller	SP	.0900	52.20	0.09	2,317	2,317	3,212
981990	S.Kohnken	Accountant	F41102	Late Payment Fees - Controller	SP	.1072	52.20	0.11	4,499	4,499	6,236
992197	S.Reeves	Accountant	F41102	Late Payment Fees - Controller	SP	.2000	52.20	0.20	6,957	6,957	9,642
990842	S.Young	Fiscal Assistant	F41102	Late Payment Fees - Controller	SP	.1800	52.20	0.18	4,500	4,500	6,237
990546	T.Denman	Senior Fiscal Assistant	F41102	Late Payment Fees - Controller	SP	.1000	52.20	0.10	2,599	2,599	3,602
			F41102 Total			6.8827		6.88	248,015	248,015	335,671
992238	D.Ward	Coor. Env. Health & Safety	G09703	Hazardous Materials	AMP	.7500	52.20	0.75	42,821	42,821	55,668
992317	G.Woodard	Coor. Env. Health & Safety	G09703	Hazardous Materials	AMP	1.0000	52.20	1.00	54,353	54,353	70,659
991657	M.Wayt	EH&S Coordinator	G09703	Hazardous Materials	AMP	1.0000	52.20	1.00	46,364	46,364	60,274
981664	*** UNFILLED ***	Secretary	G09703	Hazardous Materials	SP	.0000	52.20	-	5,244	5,244	7,268
991756	E.Wright	Senior Environmental/Hlth Spec	G09703	Hazardous Materials	SP	1.0000	52.20	1.00	36,347	36,347	50,374
990848	J.Anderson	Office Manager	G09703	Hazardous Materials	SP	1.0000	52.20	1.00	35,665	35,665	49,429
			G09703 Total			4.7500		4.75	220,794	220,794	293,672
980417	*** UNFILLED ***	FP Dir.	G09705	Environmental Health & Safety Aux	AMP	1.0000	52.20	1.00	74,090	74,090	96,317
992866	*** UNFILLED ***	Senior Environmental/Hlth Spec	G09705	Environmental Health & Safety Aux	SP	1.0000	52.20	1.00	3,895	0	0
981157	*** UNFILLED ***	Senior Secretary	G09705	Environmental Health & Safety Aux	SP	1.0000	52.20	1.00	27,893	0	0
981146	L.Calzado Sr.	Environ Health & Safety Spec	G09705	Environmental Health & Safety Aux	SP	1.0000	52.20	1.00	35,108	35,108	48,657
981206	R.Anderson	Program Assistant, EH&S	G09705	Environmental Health & Safety Aux	SP	1.0000	52.20	1.00	30,013	30,013	41,596
			G09705 Total			5.0000		5.00	170,999	139,211	186,570
980589	P.Souza	Food Service Manager	H00100	HBOI Administration	SP	.9000	52.20	0.90	31,007	31,007	42,973
			H00100 Total			.9000		0.90	31,007	31,007	42,973

**FLORIDA ATLANTIC UNIVERSITY
DETAIL OF SALARIES
2008-09 OPERATING BUDGET
AUXILIARY**

Position Number	Employee Name	Job Title	Index Number	Department Title	Pay Plan	FTE	Budgeted Weeks	Person Years	Current Rate	Salary Dollars	Amount W/Benefits
980465	T.Askew	Coor. Research Prog/Svcs.	H00120	HBOI - Ship_Administration	AMP	1.0000	52.20	1.00	140,000	140,000	182,000
			H00120 Total				1.0000	1.00	140,000	140,000	182,000
980576	D.Timm	Marine Assistant	H00121	HBOI - Ship_Operations	SP	1.0000	52.20	1.00	30,160	30,160	41,799
980575	G.Gunther	Marine Captain	H00121	HBOI - Ship_Operations	SP	1.0000	52.20	1.00	77,875	77,875	107,927
980446	L.Henderson	Marine Assistant	H00121	HBOI - Ship_Operations	SP	1.0000	52.20	1.00	21,256	21,256	29,459
980578	L.Lange	Marine Assistant	H00121	HBOI - Ship_Operations	SP	1.0000	52.20	1.00	20,800	20,800	28,827
980577	L.McMillen	Marine Assistant	H00121	HBOI - Ship_Operations	SP	1.0000	52.20	1.00	21,174	21,174	29,346
980579	R.Curran	Marine Assistant	H00121	HBOI - Ship_Operations	SP	1.0000	52.20	1.00	22,500	22,500	31,183
980580	T.Askew	Assistant Marine Captain	H00121	HBOI - Ship_Operations	SP	1.0000	52.20	1.00	56,966	56,966	78,950
			H00121 Total				7.0000	7.00	250,731	250,731	347,491
980574	F.Bergendahl	Marine Engine Specialist	H00122	HBOI - Ship_Maintenance	SP	1.0000	52.20	1.00	46,350	46,350	64,237
980573	J.Ashburn	Marine Mechanic	H00122	HBOI - Ship_Maintenance	SP	1.0000	52.20	1.00	46,122	46,122	63,921
980571	J.Nelson	Marine Mechanic	H00122	HBOI - Ship_Maintenance	SP	1.0000	52.20	1.00	44,290	44,290	61,382
980570	S.Moreaux	Marine Services Supervisor	H00122	HBOI - Ship_Maintenance	SP	1.0000	52.20	1.00	51,636	51,636	71,563
980572	W.Knight	Marine Mechanic	H00122	HBOI - Ship_Maintenance	SP	1.0000	52.20	1.00	50,733	50,733	70,311
			H00122 Total				5.0000	5.00	239,131	239,131	331,414
980472	D.Liberatore	Coor. Research Prog/Svcs.	H00132	HBOI - Sub_Maintenance	AMP	1.0000	52.20	1.00	91,216	91,216	118,581
980535	C.Caddigan	Research Engineering Technolog	H00132	HBOI - Sub_Maintenance	SP	.9500	52.20	0.95	63,178	63,178	87,559
980547	F.Lombardo	Senior Electronic Technician	H00132	HBOI - Sub_Maintenance	SP	1.0000	52.20	1.00	43,680	43,680	60,537
980534	J.Sullivan	Research Engineering Technolog	H00132	HBOI - Sub_Maintenance	SP	1.0000	52.20	1.00	64,524	64,524	89,424
980533	P.Santos	Research Engineering Technolog	H00132	HBOI - Sub_Maintenance	SP	1.0000	52.20	1.00	56,063	56,063	77,698
			H00132 Total				4.9500	4.95	318,661	318,661	433,799
990563	D.Dicarlo	Coor. Research Prog/Svcs.	J02202	Environmental Studies - Conferences	AMP	.2000	52.20	0.20	11,924	11,924	15,502
981930	S.Edic	Coor. Research Prog/Svcs.	J02202	Environmental Studies - Conferences	AMP	.3500	52.20	0.35	16,143	16,143	20,986
			J02202 Total				.5500	0.55	28,067	28,067	36,488
991532	M.Nelson	Medical Paraprofessional	J03200	Student Health - Jupiter	AMP	1.0000	52.20	1.00	64,860	64,860	84,318
992864	*** UNFILLED ***	Program Assistant	J03200	Student Health - Jupiter	SP	.0000	52.20	-	3,775	3,775	5,232
991827	D.Rudolph	Executive Secretary	J03200	Student Health - Jupiter	SP	.3871	52.20	0.39	14,152	14,152	19,614
			J03200 Total				1.3871	1.39	82,787	82,787	109,164
992232	P.Cromer	Asst. Director Student Affairs	J05200	Student Counseling- Jupiter	AMP	1.0000	52.20	1.00	51,500	51,500	66,950
992898	*** UNFILLED ***	Secretary	J05200	Student Counseling- Jupiter	SP	.0000	52.20	-	1,288	1,288	1,786
			J05200 Total				1.0000	1.00	52,788	52,788	68,736

**FLORIDA ATLANTIC UNIVERSITY
 DETAIL OF SALARIES
 2008-09 OPERATING BUDGET
 AUXILIARY**

Position Number	Employee Name	Job Title	Index Number	Department Title	Pay Plan	FTE	Budgeted Weeks	Person Years	Current Rate	Salary Dollars	Amount W/Benefits
981112	*** UNFILLED ***	Secretary	K03400	Student Health Services Treasure	SP	1.0000	52.20	1.00	25,000	25,000	34,648
981020	R.Popp	Wellness Programming Asst.	K03400	Student Health Services Treasure	SP	1.0000	52.20	1.00	23,000	23,000	31,876
K03400 Total						2.0000		2.00	48,000	48,000	66,524
981629	*** UNFILLED ***	Secretary	R02100	IOG Seminars/Workshops	SP	.0000	52.20	-	700	700	971
981002	G.Katz	Fiscal Assistant	R02100	IOG Seminars/Workshops	SP	1.0000	52.20	1.00	28,000	28,000	38,806
R02100 Total						1.0000		1.00	28,700	28,700	39,777
981450	S.Volnick	Bookstore	S01001	Bookstore	AMP	.3333	52.20	0.33	26,667	26,667	34,668
993484	*** UNFILLED ***	Bookstore	S01001	Bookstore	SP	.0000	52.20	-	507	507	703
S01001 Total						.3333		0.33	27,174	27,174	35,371
991017	A.Goldberg	Health Promotion Coord.	S03000	Student Health Services	AMP	1.0000	52.20	1.00	36,000	36,000	46,800
992226	C.Wallace	Director Health Administration	S03000	Student Health Services	AMP	1.0000	52.20	1.00	86,966	86,966	113,056
990866	D.Griswold	Coor. Clinical Programs	S03000	Student Health Services	AMP	1.0000	52.20	1.00	71,624	71,624	93,111
991692	D.Prior	Coor. Clinical Programs	S03000	Student Health Services	AMP	1.0000	52.20	1.00	71,545	71,545	93,009
990009	G.Adams	Coor. Computer Applications	S03000	Student Health Services	AMP	1.0000	52.20	1.00	44,514	44,514	57,868
992626	J.Greene	Pharmacy Manager	S03000	Student Health Services	AMP	1.0000	52.20	1.00	90,702	90,702	117,913
992627	L.de Junco	Medical Records Administrator	S03000	Student Health Services	AMP	1.0000	52.20	1.00	34,299	34,299	44,589
981471	R.Dunbar	Director Student Affairs	S03000	Student Health Services	AMP	1.0000	52.20	1.00	67,111	67,111	87,244
981988	R.Kolar	Asst Dir, Student Health Svcs.	S03000	Student Health Services	AMP	1.0000	52.20	1.00	65,804	65,804	85,545
992615	S.Dash	Exempt Advanced Reg Nurse Prac	S03000	Student Health Services	AMP	1.0000	52.20	1.00	65,000	65,000	84,500
981984	*** UNFILLED ***	Physician	S03000	Student Health Services	FAC	.4000	52.20	0.40	0	0	-1
992623	C.Porfiri	Physician	S03000	Student Health Services	FAC	.8000	52.20	0.80	97,190	97,190	123,344
981515	*** UNFILLED ***	Program Assistant	S03000	Student Health Services	SP	1.0000	52.20	1.00	0	0	-1
992874	*** UNFILLED ***	Secretary	S03000	Student Health Services	SP	.0000	52.20	-	22,229	22,229	30,807
990566	*** UNFILLED ***	Program Assistant	S03000	Student Health Services	SP	1.0000	52.20	1.00	25,496	25,496	35,335
990723	*** UNFILLED ***	Office Assistant	S03000	Student Health Services	SP	1.0000	52.20	1.00	25,496	25,496	35,335
991955	A.Newman	Senior Registered Nurse	S03000	Student Health Services	SP	1.0000	52.20	1.00	48,820	48,820	67,660
990560	C.Santagata	Program Assistant	S03000	Student Health Services	SP	1.0000	52.20	1.00	25,496	25,496	35,335
992294	C.Williams	Program Assistant	S03000	Student Health Services	SP	1.0000	52.20	1.00	30,330	30,330	42,034
991764	J.Riemer	Program Assistant	S03000	Student Health Services	SP	1.0000	52.20	1.00	29,156	29,156	40,407
992285	J.Wiest	Program Assistant	S03000	Student Health Services	SP	1.0000	52.20	1.00	28,357	28,357	39,300
991726	K.Ray	Senior Registered Nurse	S03000	Student Health Services	SP	1.0000	52.20	1.00	51,325	51,325	71,131
990361	L.Cha	Program Assistant	S03000	Student Health Services	SP	1.0000	52.20	1.00	25,496	25,496	35,335

**FLORIDA ATLANTIC UNIVERSITY
 DETAIL OF SALARIES
 2008-09 OPERATING BUDGET
 AUXILIARY**

Position Number	Employee Name	Job Title	Index Number	Department Title	Pay Plan	FTE	Budgeted Weeks	Person Years	Current Rate	Salary Dollars	Amount W/Benefits
991476	P.Moon	Senior Registered Nurse	S03000	Student Health Services	SP	.8000	52.20	0.80	42,066	42,066	58,299
990029	S.Almond	Office Manager	S03000	Student Health Services	SP	1.0000	52.20	1.00	48,666	48,666	67,446
S03000 Total						23.0000		23.00	1,133,688	1,133,688	1,505,401
980767	*** UNFILLED ***	Coordinator Academic Programs	S05000	Student Counseling Center	AMP	1.0000	52.20	1.00	37,500	37,500	48,750
992326	A.Wurman	Assoc. Director Stud. Affairs	S05000	Student Counseling Center	AMP	1.0000	52.20	1.00	57,350	57,350	74,555
990862	M.Lawless Coker	Alcohol & Other Drug Pgm Coord	S05000	Student Counseling Center	AMP	1.0000	52.20	1.00	47,380	47,380	61,594
992227	R.Rini	Dir., Stu. Coun. Ctr.	S05000	Student Counseling Center	AMP	1.0000	52.20	1.00	85,000	85,000	110,500
991256	D.Maynes	Specialist Student Counseling	S05000	Student Counseling Center	FAC	1.0000	52.20	1.00	38,000	38,000	48,226
990506	E.Alexiou	Specialist Student Counseling	S05000	Student Counseling Center	FAC	1.0000	52.20	1.00	38,110	38,110	48,366
992610	H.Atwell	Specialist Student Counseling	S05000	Student Counseling Center	FAC	1.0000	52.20	1.00	37,000	37,000	46,957
981478	N.Berger	Specialist Student Counseling	S05000	Student Counseling Center	FAC	.8000	52.20	0.80	33,149	33,149	42,069
991933	R.Seiman	Psychologist	S05000	Student Counseling Center	FAC	1.0000	52.20	1.00	55,179	55,179	70,028
981615	*** UNFILLED ***	Secretary	S05000	Student Counseling Center	SP	.0000	52.20	-	10,646	10,646	14,754
990322	H.Cantor	Office Manager	S05000	Student Counseling Center	SP	1.0000	52.20	1.00	45,913	45,913	63,631
981227	H.Rivera	Program Assistant	S05000	Student Counseling Center	SP	1.0000	52.20	1.00	22,645	22,645	31,384
990832	S.Goodwin	Program Assistant	S05000	Student Counseling Center	SP	1.0000	52.20	1.00	27,811	27,811	38,543
S05000 Total						11.8000		11.80	535,683	535,683	699,357
981613	*** UNFILLED ***	Secretary	S06001	Photo I.D.	SP	.0000	52.20	-	1,162	1,162	1,611
991559	*** UNFILLED ***	Program Assistant	S06001	Photo I.D.	SP	1.0000	52.20	1.00	28,364	28,364	39,310
991768	W.Rinaldi	Program Assistant	S06001	Photo I.D.	SP	1.0000	52.20	1.00	32,817	32,817	45,482
S06001 Total						2.0000		2.00	62,343	62,343	86,403
990406	*** UNFILLED ***	Asst. Dir. Bus/Fin Aux. Svcs	S06002	Business Services	AMP	1.0000	52.20	1.00	41,026	0	0
981614	*** UNFILLED ***	Secretary	S06002	Business Services	SP	.0000	52.20	-	1,291	1,291	1,790
981021	A.Scott	Fiscal Assistant	S06002	Business Services	SP	1.0000	52.20	1.00	27,878	27,878	38,637
990091	K.Baillargeon	Office Manager	S06002	Business Services	SP	1.0000	52.20	1.00	40,079	40,079	55,546
S06002 Total						3.0000		3.00	110,274	69,248	95,973
981147	*** UNFILLED ***	Asst Dir UC Event Planning	S07000	University Center-General Admin.	AMP	1.0000	52.20	1.00	0	0	-1
990706	*** UNFILLED ***	Asst. Director, Operations	S07000	University Center-General Admin.	AMP	1.0000	52.20	1.00	0	0	-1
990581	A.Dolan	Production Manager	S07000	University Center-General Admin.	AMP	1.0000	52.20	1.00	35,002	35,002	45,503
981139	A.Moschetti	Admin. Paraprofessional	S07000	University Center-General Admin.	AMP	1.0000	52.20	1.00	32,857	32,857	42,714
991725	B.Keintz	Director Multipurpose Facility	S07000	University Center-General Admin.	AMP	1.0000	52.20	1.00	81,370	81,370	105,781
991394	D.McKeel	Administrative Paraprofessiona	S07000	University Center-General Admin.	AMP	1.0000	52.20	1.00	34,869	34,869	45,330

**FLORIDA ATLANTIC UNIVERSITY
 DETAIL OF SALARIES
 2008-09 OPERATING BUDGET
 AUXILIARY**

Position Number	Employee Name	Job Title	Index Number	Department Title	Pay Plan	FTE	Budgeted Weeks	Person Years	Current Rate	Salary Dollars	Amount W/Benefits
980947	J.Schwinghamer	Coord, Administrative Svcs	S07000	University Center-General Admin.	AMP	1.0000	52.20	1.00	36,000	36,000	46,800
990749	R.Nunley	Asst Director Multip Facilit	S07000	University Center-General Admin.	AMP	1.0000	52.20	1.00	37,000	37,000	48,100
992215	W.Horstman	Assoc. Director Multip. Fac.	S07000	University Center-General Admin.	AMP	1.0000	52.20	1.00	52,080	52,080	67,704
981612	*** UNFILLED ***	Secretary	S07000	University Center-General Admin.	SP	.0000	52.20	-	15,381	15,381	21,317
980755	*** UNFILLED ***	Secretary	S07000	University Center-General Admin.	SP	1.0000	52.20	1.00	19,815	19,815	27,462
980756	*** UNFILLED ***	Secretary	S07000	University Center-General Admin.	SP	1.0000	52.20	1.00	19,815	19,815	27,462
980991	*** UNFILLED ***	Program Assistant	S07000	University Center-General Admin.	SP	1.0000	52.20	1.00	27,311	27,311	37,850
981133	B.Edmael	Custodial Worker	S07000	University Center-General Admin.	SP	1.0000	52.20	1.00	23,436	23,436	32,480
990653	G.Evans	Office Manager	S07000	University Center-General Admin.	SP	1.0000	52.20	1.00	38,008	38,008	52,675
981132	I.Cruz	Custodial Worker	S07000	University Center-General Admin.	SP	1.0000	52.20	1.00	17,226	17,226	23,874
981138	Y.Joseph	Custodial Worker	S07000	University Center-General Admin.	SP	1.0000	52.20	1.00	19,815	19,815	27,462
S07000 Total						16.0000		16.00	489,985	489,985	652,512
981403	*** UNFILLED ***	Coordinator Academic Programs	S09000	Traffic And Parking Services	AMP	1.0000	52.20	1.00	10,304	10,304	13,396
991684	*** UNFILLED ***	Coord, Administrative Svcs	S09000	Traffic And Parking Services	AMP	1.0000	52.20	1.00	52,250	52,250	67,925
992243	C.Lowe	Director Safety & Security	S09000	Traffic And Parking Services	AMP	.2500	52.20	0.25	25,000	25,000	32,500
990465	E.Cross	Asst. Director Physical Plant	S09000	Traffic And Parking Services	AMP	.2500	52.20	0.25	16,872	16,872	21,934
991496	J.Ferris	Asst Dir Safety/Security	S09000	Traffic And Parking Services	AMP	1.0000	52.20	1.00	66,950	66,950	87,035
990829	J.Johnson	Coor, Admin. Services	S09000	Traffic And Parking Services	AMP	1.0000	52.20	1.00	35,000	35,000	45,500
990871	K.Valinski	Event Coordinator	S09000	Traffic And Parking Services	AMP	1.0000	52.20	1.00	40,000	40,000	52,000
990765	P.Garmon	Asst. Dir., Information Tech	S09000	Traffic And Parking Services	AMP	1.0000	52.20	1.00	70,000	70,000	91,000
991659	*** UNFILLED ***	Fiscal Assistant	S09000	Traffic And Parking Services	SP	1.0000	52.20	1.00	21,058	21,058	29,185
991334	*** UNFILLED ***	Police Service Technician	S09000	Traffic And Parking Services	SP	1.0000	52.20	1.00	22,017	22,017	30,514
981609	*** UNFILLED ***	Secretary	S09000	Traffic And Parking Services	SP	.0000	52.20	-	23,806	23,806	32,993
990721	*** UNFILLED ***	Senior Secretary	S09000	Traffic And Parking Services	SP	1.0000	52.20	1.00	29,473	29,473	40,847
981113	*** UNFILLED ***	Secretary	S09000	Traffic And Parking Services	SP	1.0000	52.20	1.00	29,698	29,698	41,159
991614	*** UNFILLED ***	Law Enforcement Corporal	S09000	Traffic And Parking Services	SP	1.0000	52.20	1.00	51,214	51,214	70,978
992235	A.Bastardo	Fiscal Assistant	S09000	Traffic And Parking Services	SP	1.0000	52.20	1.00	24,546	24,546	34,019
991841	A.Saban	Police Service Technician	S09000	Traffic And Parking Services	SP	1.0000	52.20	1.00	28,292	28,292	39,210
992613	C.Sostre	Police Service Technician	S09000	Traffic And Parking Services	SP	1.0000	52.20	1.00	24,000	24,000	33,262
992637	C.Webb	Police Service Technician	S09000	Traffic And Parking Services	SP	1.0000	52.20	1.00	27,311	27,311	37,851
990217	D.Courtney	Law Enforcement Officer	S09000	Traffic And Parking Services	SP	1.0000	52.20	1.00	45,511	45,511	63,074
981053	D.Freestone	Maintenance Mechanic	S09000	Traffic And Parking Services	SP	1.0000	52.20	1.00	32,982	32,982	45,710

**FLORIDA ATLANTIC UNIVERSITY
DETAIL OF SALARIES
2008-09 OPERATING BUDGET
AUXILIARY**

Position Number	Employee Name	Job Title	Index Number	Department Title	Pay Plan	FTE	Budgeted Weeks	Person Years	Current Rate	Salary Dollars	Amount W/Benefits
990952	G.Shumanski	Law Enforcement Officer	S09000	Traffic And Parking Services	SP	1.0000	52.20	1.00	46,900	46,900	64,999
990062	G.Snow	Fiscal Assistant	S09000	Traffic And Parking Services	SP	1.0000	52.20	1.00	24,546	24,546	34,019
991333	L.Lawrence	Police Service Technician	S09000	Traffic And Parking Services	SP	1.0000	52.20	1.00	26,250	26,250	36,380
991280	L.Lockett	Law Enforcement Sergeant	S09000	Traffic And Parking Services	SP	1.0000	52.20	1.00	52,579	52,579	72,870
990830	M.Diaz De Sanchez	Senior Fiscal Assistant	S09000	Traffic And Parking Services	SP	1.0000	52.20	1.00	25,604	25,604	35,485
990707	S.Baez	Accountant	S09000	Traffic And Parking Services	SP	1.0000	52.20	1.00	30,283	30,283	41,970
981997	S.Broedel	Law Enforcement Corporal	S09000	Traffic And Parking Services	SP	.2500	52.20	0.25	13,188	13,188	18,278
990903	T.Hardy	Office Manager	S09000	Traffic And Parking Services	SP	1.0000	52.20	1.00	43,830	43,830	60,744
992000	V.Phillips	Police Service Technician	S09000	Traffic And Parking Services	SP	1.0000	52.20	1.00	30,213	30,213	41,873
990626	W.Ehrhardt	Police Service Technician	S09000	Traffic And Parking Services	SP	1.0000	52.20	1.00	28,032	28,032	38,850
			S09000 Total			26.7500		26.75	997,709	997,709	1,355,560
990999	R.Hue	Coor. Computer Applications	S09202	Center Market Place	AMP	1.0000	52.20	1.00	55,546	55,546	72,210
981610	*** UNFILLED ***	Secretary	S09202	Center Market Place	SP	.0000	52.20	-	1,055	1,055	1,463
			S09202 Total			1.0000		1.00	56,601	56,601	73,673
981622	*** UNFILLED ***	Secretary	S12000	Algonquin - Operations	SP	.0000	52.20	-	987	987	1,368
990473	D.Cruz	Maintenance Specialist	S12000	Algonquin - Operations	SP	1.0000	52.20	1.00	32,082	32,082	44,463
990597	M.Dorsonne	Custodial Worker	S12000	Algonquin - Operations	SP	1.0000	52.20	1.00	20,400	20,400	28,272
			S12000 Total			2.0000		2.00	53,469	53,469	74,103
991911	L.Adamo	Resident Coordinator	S14200	Apartments - Operations	AMP	1.0000	52.20	1.00	27,000	27,000	35,100
981619	*** UNFILLED ***	Secretary	S14200	Apartments - Operations	SP	.0000	52.20	-	3,283	3,283	4,550
991228	C.Alcantara-Slocombe	Secretary	S14200	Apartments - Operations	SP	1.0000	52.20	1.00	21,388	21,388	29,642
990623	J.Robert	Custodial Worker	S14200	Apartments - Operations	SP	1.0000	52.20	1.00	20,400	20,400	28,272
990249	M.Milhomme	Maintenance Mechanic	S14200	Apartments - Operations	SP	1.0000	52.20	1.00	30,750	30,750	42,617
991246	P.Levine	Senior Clerk	S14200	Apartments - Operations	SP	1.0000	52.20	1.00	24,479	24,479	33,926
980945	R.Villatoro	Custodial Worker	S14200	Apartments - Operations	SP	1.0000	52.20	1.00	20,400	20,400	28,272
990748	S.Gale	Maintenance Mechanic	S14200	Apartments - Operations	SP	1.0000	52.20	1.00	30,229	30,229	41,894
			S14200 Total			7.0000		7.00	177,929	177,929	244,273
992254	*** UNFILLED ***	Coordinator Univ. Housing	S15000	Housing Administration - Operations	AMP	1.0000	52.20	1.00	26,500	26,500	34,450
990694	*** UNFILLED ***	Asst. V.P. Student Affairs	S15000	Housing Administration - Operations	AMP	.2503	52.20	0.25	30,000	30,000	39,000
992097	*** UNFILLED ***	Assoc. Director Univ. Housing	S15000	Housing Administration - Operations	AMP	1.0000	52.20	1.00	60,000	60,000	78,000
991954	A.Cepeda	Asst Dir, Housing Bus Svcs	S15000	Housing Administration - Operations	AMP	1.0000	52.20	1.00	52,000	52,000	67,600
990745	D.Gabriel	Coord, Univ Housing/Assign.	S15000	Housing Administration - Operations	AMP	1.0000	52.20	1.00	41,728	41,728	54,246

**FLORIDA ATLANTIC UNIVERSITY
 DETAIL OF SALARIES
 2008-09 OPERATING BUDGET
 AUXILIARY**

Position Number	Employee Name	Job Title	Index Number	Department Title	Pay Plan	FTE	Budgeted Weeks	Person Years	Current Rate	Salary Dollars	Amount W/Benefits
990090	I.Marcarelli	Coordinator, Accounting	S15000	Housing Administration - Operations	AMP	1.0000	52.20	1.00	34,505	34,505	44,857
990362	J.Chaparro	Coord, Special Projects	S15000	Housing Administration - Operations	AMP	1.0000	52.20	1.00	43,372	43,372	56,384
991695	J.Eckardt	Director University Housing	S15000	Housing Administration - Operations	AMP	1.0000	52.20	1.00	83,430	83,430	108,459
990657	L.Faerman	Asst Dir of Housing/Resid Life	S15000	Housing Administration - Operations	AMP	1.0000	52.20	1.00	47,622	47,622	61,909
981945	R.Smith	Asst Dir Housing & Res Life	S15000	Housing Administration - Operations	AMP	1.0000	52.20	1.00	63,500	63,500	82,550
991361	W.Van Dam	Coor. Computer Sys. Control	S15000	Housing Administration - Operations	AMP	1.0000	52.20	1.00	53,000	53,000	68,900
981632	*** UNFILLED ***	Secretary	S15000	Housing Administration - Operations	SP	.0000	52.20	-	16,612	16,612	23,023
991498	*** UNFILLED ***	Custodial Supervisor	S15000	Housing Administration - Operations	SP	1.0000	52.20	1.00	31,000	31,000	42,963
992109	*** UNFILLED ***	Campus Custodial Services Supt	S15000	Housing Administration - Operations	SP	1.0000	52.20	1.00	38,000	38,000	52,664
991932	A.Segal	Secretary	S15000	Housing Administration - Operations	SP	1.0000	52.20	1.00	23,940	23,940	33,179
992053	B.Stewart	Executive Secretary	S15000	Housing Administration - Operations	SP	1.0000	52.20	1.00	41,099	41,099	56,959
992277	B.Wheeler	Administrative Assistant	S15000	Housing Administration - Operations	SP	1.0000	52.20	1.00	48,117	48,117	66,685
990301	E.Giustini	Program Assistant	S15000	Housing Administration - Operations	SP	1.0000	52.20	1.00	25,823	25,823	35,788
992172	J.Cantor	Senior Secretary	S15000	Housing Administration - Operations	SP	1.0000	52.20	1.00	27,702	27,702	38,392
981979	L.Brinkmann	Program Assistant	S15000	Housing Administration - Operations	SP	1.0000	52.20	1.00	24,073	24,073	33,363
990950	M.Anthony	Maintenance Superintendent	S15000	Housing Administration - Operations	SP	1.0000	52.20	1.00	43,335	43,335	60,058
993479	M.Rios	Program Assistant	S15000	Housing Administration - Operations	SP	1.0000	52.20	1.00	23,372	23,372	32,391
			S15000 Total			20.2503		20.25	878,730	878,730	1,171,820
991654	S.Pierce	Asst. Director Univ. Housing	S21000	Honors College I - Operations	AMP	1.0000	52.20	1.00	41,017	41,017	53,322
980760	*** UNFILLED ***	Secretary	S21000	Honors College I - Operations	SP	.0000	52.20	-	1,242	1,242	1,721
981193	*** UNFILLED ***	Senior Custodial Worker	S21000	Honors College I - Operations	SP	1.0000	52.20	1.00	25,000	25,000	34,648
			S21000 Total			2.0000		2.00	67,259	67,259	89,691
981634	*** UNFILLED ***	Secretary	S22003	Honors College II - Operations	SP	.0000	52.20	-	1,202	1,202	1,666
981463	A.Corbisiero	Maintenance Specialist	S22003	Honors College II - Operations	SP	1.0000	52.20	1.00	35,490	35,490	49,186
990388	B.Clark	Program Assistant	S22003	Honors College II - Operations	SP	1.0000	52.20	1.00	28,446	28,446	39,423
			S22003 Total			2.0000		2.00	65,138	65,138	90,275
980934	S.Fisher	Resident Coordinator	S23000	Glades Park Tower - Operations	AMP	1.0000	52.20	1.00	27,000	27,000	35,100
980933	W.Ballard	Resident Coordinator	S23000	Glades Park Tower - Operations	AMP	1.0000	52.20	1.00	27,000	27,000	35,100
981397	*** UNFILLED ***	Secretary	S23000	Glades Park Tower - Operations	SP	.0000	52.20	-	4,193	4,193	5,811
980919	*** UNFILLED ***	Maintenance Mechanic	S23000	Glades Park Tower - Operations	SP	1.0000	52.20	1.00	28,000	28,000	38,805
980759	*** UNFILLED ***	Maintenance Specialist	S23000	Glades Park Tower - Operations	SP	1.0000	52.20	1.00	35,000	35,000	48,507
980935	D.Thompson	Custodial Worker	S23000	Glades Park Tower - Operations	SP	1.0000	52.20	1.00	21,924	21,924	30,385

**FLORIDA ATLANTIC UNIVERSITY
DETAIL OF SALARIES
2008-09 OPERATING BUDGET
AUXILIARY**

Position Number	Employee Name	Job Title	Index Number	Department Title	Pay Plan	FTE	Budgeted Weeks	Person Years	Current Rate	Salary Dollars	Amount W/Benefits
980937	J.Amaya	Custodial Worker	S23000	Glades Park Tower - Operations	SP	1.0000	52.20	1.00	20,400	20,400	28,272
980936	K.Antequera	Custodial Worker	S23000	Glades Park Tower - Operations	SP	1.0000	52.20	1.00	20,400	20,400	28,272
980939	N.Brinson	Secretary	S23000	Glades Park Tower - Operations	SP	1.0000	52.20	1.00	21,000	21,000	29,104
980938	W.Maynes	Senior Clerk	S23000	Glades Park Tower - Operations	SP	1.0000	52.20	1.00	22,314	22,314	30,925
				S23000 Total		9.0000		9.00	227,231	227,231	310,281
991216	M. Kutner	Coordinator	S26005	Testing Fees	AMP	1.0000	52.20	1.00	32,350	32,350	42,055
981236	T.Boddie	Asst Dir Testing & Evaluation	S26005	Testing Fees	AMP	1.0000	52.20	1.00	51,500	51,500	66,950
981621	*** UNFILLED ***	Secretary	S26005	Testing Fees	SP	.0000	52.20	-	2,628	2,628	3,643
992504	A.De Oliveira	Program Assistant	S26005	Testing Fees	SP	1.0000	52.20	1.00	26,500	26,500	36,727
980914	G.Mursuli	Program Assistant	S26005	Testing Fees	SP	1.0000	52.20	1.00	28,000	28,000	38,806
				S26005 Total		4.0000		4.00	140,978	140,978	188,181
991704	A.Patmythes	Resident Coordinator	S26600	Heritage Park Towers - Operating	AMP	1.0000	52.20	1.00	25,000	25,000	32,500
990190	O.Lopez	Resident Coordinator	S26600	Heritage Park Towers - Operating	AMP	1.0000	52.20	1.00	26,265	26,265	34,145
981633	*** UNFILLED ***	Secretary	S26600	Heritage Park Towers - Operating	SP	.0000	52.20	-	5,282	5,282	7,320
991848	F.Saimbert	Custodial Worker	S26600	Heritage Park Towers - Operating	SP	1.0000	52.20	1.00	25,651	25,651	35,550
991385	G.McCoy	Maintenance Specialist	S26600	Heritage Park Towers - Operating	SP	1.0000	52.20	1.00	27,941	27,941	38,724
990967	H.Hoffman	Secretary	S26600	Heritage Park Towers - Operating	SP	1.0000	52.20	1.00	27,655	27,655	38,327
980943	I.Grochowsky	Custodial Worker	S26600	Heritage Park Towers - Operating	SP	1.0000	52.20	1.00	20,400	20,400	28,272
990354	M.Cenatus	Custodial Worker	S26600	Heritage Park Towers - Operating	SP	1.0000	52.20	1.00	24,009	24,009	33,274
990737	M.Fuentes	Maintenance Specialist	S26600	Heritage Park Towers - Operating	SP	1.0000	52.20	1.00	33,354	33,354	46,225
991095	R.Kangoo	Senior Clerk	S26600	Heritage Park Towers - Operating	SP	1.0000	52.20	1.00	22,057	22,057	30,569
990095	T.Balbosa	Maintenance Mechanic	S26600	Heritage Park Towers - Operating	SP	1.0000	52.20	1.00	28,204	28,204	39,088
990954	T.Redding	Custodial Worker	S26600	Heritage Park Towers - Operating	SP	1.0000	52.20	1.00	20,400	20,400	28,272
				S26600 Total		11.0000		11.00	286,218	286,218	392,266
990311	*** UNFILLED ***	Resident Coordinator	S27060	Indian River Towers - Operations	AMP	1.0000	52.20	1.00	28,241	28,241	36,713
991618	K.Drummer	Resident Coordinator	S27060	Indian River Towers - Operations	AMP	1.0000	52.20	1.00	25,500	25,500	33,150
981618	*** UNFILLED ***	Secretary	S27060	Indian River Towers - Operations	SP	.0000	52.20	-	4,938	4,938	6,844
990087	D.Trawick	Custodial Worker	S27060	Indian River Towers - Operations	SP	1.0000	52.20	1.00	20,400	20,400	28,272
981134	L.Rampersad	Senior Clerk	S27060	Indian River Towers - Operations	SP	1.0000	52.20	1.00	21,385	21,385	29,638
991615	M.Paul	Custodial Worker	S27060	Indian River Towers - Operations	SP	1.0000	52.20	1.00	24,341	24,341	33,734
991815	P.Rossi	Secretary	S27060	Indian River Towers - Operations	SP	1.0000	52.20	1.00	26,783	26,783	37,119
991175	S.Chamberlin	Maintenance Mechanic	S27060	Indian River Towers - Operations	SP	1.0000	52.20	1.00	25,773	25,773	35,719

**FLORIDA ATLANTIC UNIVERSITY
 DETAIL OF SALARIES
 2008-09 OPERATING BUDGET
 AUXILIARY**

Position Number	Employee Name	Job Title	Index Number	Department Title	Pay Plan	FTE	Budgeted Weeks	Person Years	Current Rate	Salary Dollars	Amount W/Benefits
980944	S.Knoertzer	Custodial Worker	S27060	Indian River Towers - Operations	SP	1.0000	52.20	1.00	20,400	20,400	28,272
991730	T.Recio	Maintenance Specialist	S27060	Indian River Towers - Operations	SP	1.0000	52.20	1.00	32,404	32,404	44,909
991970	T.Shissler	Maintenance Specialist	S27060	Indian River Towers - Operations	SP	1.0000	52.20	1.00	35,848	35,848	49,682
S27060 Total						10.0000		10.00	266,013	266,013	364,052
981405	*** UNFILLED ***	Coordinator Academic Programs	S41101	Orientation - Boca	AMP	.0000	52.20	-	1,349	1,349	1,754
981905	C.Lynch	Assoc. Director Stud. Affairs	S41101	Orientation - Boca	AMP	1.0000	52.20	1.00	41,829	41,829	54,378
992515	R. Johnson	Assoc. Director Stud. Affairs	S41101	Student Activities	AMP	1.0000	52.20	1.00	29,160	29,160	37,908
S41101 Total						2.0000		2.00	72,338	72,338	94,040
992869	*** UNFILLED ***	Coor. Continuing Education	S41102	Career Development Center	AMP	.0000	52.20	-	505	505	657
990747	B.Montalvo	Asst. Dir. Career Dev. Svcs.	S41102	Career Development Center	AMP	.1000	52.20	0.10	4,243	4,243	5,516
991029	C.Welch	Secretary	S41102	Career Development Center	SP	1.0000	52.20	1.00	22,314	22,314	30,925
S41102 Total						1.1000		1.10	27,062	27,062	37,098
980773	*** UNFILLED ***	Coordinator Academic Programs	T03100	Student Health Service-Broward	AMP	1.0000	52.20	1.00	72,002	72,002	93,603
980763	*** UNFILLED ***	Secretary	T03100	Student Health Service-Broward	SP	.0000	52.20	-	2,193	0	0
980762	*** UNFILLED ***	Secretary	T03100	Student Health Service-Broward	SP	.5000	52.20	0.50	15,699	15,699	21,758
T03100 Total						1.5000		1.50	89,894	87,701	115,361
991102	A.Fons-Scheyd	Specialist Student Counseling	T05100	Student Counseling-Broward	FAC	1.0000	52.20	1.00	32,000	32,000	40,612
991738	M.Casares-Thorndike	Psychologist	T05100	Student Counseling-Broward	FAC	1.0000	52.20	1.00	52,000	52,000	65,994
981662	*** UNFILLED ***	Secretary	T05100	Student Counseling-Broward	SP	.0000	52.20	-	15,653	0	0
990858	P.McNulty	Senior Secretary	T05100	Student Counseling-Broward	SP	1.0000	52.20	1.00	22,486	22,486	31,164
T05100 Total						3.0000		3.00	122,139	106,486	137,770
990253	*** UNFILLED ***	SENIOR CLERK	T06000	Copy Services Broward	SP	.5000	52.20	0.50	9,763	9,763	13,531
T06000 Total						.5000		0.50	9,763	9,763	13,531
980772	*** UNFILLED ***	Coordinator Academic Programs	T70004	Student Wellness-Broward	AMP	1.0000	52.20	1.00	35,000	0	0
980648	K.Johnson	Coor. Stu. Aff. Broward Wellne	T70004	Student Wellness-Broward	AMP	1.0000	52.20	1.00	35,000	35,000	45,500
992625	M.Lee	Dir., Stu Aff - Wellness Ctr.	T70004	Student Wellness-Broward	AMP	1.0000	52.20	1.00	45,267	45,267	58,848
981660	*** UNFILLED ***	Secretary	T70004	Student Wellness-Broward	SP	.0000	52.20	-	4,204	0	0
T70004 Total						3.0000		3.00	119,471	80,267	104,348
993496	*** UNFILLED ***	Coor. Intercollegiate Athletic	S09500	Budget Res & Excess Releases	AMP	1.0000	52.20	1.00	22,601	0	0
993499	*** UNFILLED ***	Assistant Athletic Coach	S09500	Budget Res & Excess Releases	AMP	1.0000	52.20	1.00	26,264	0	0
993497	*** UNFILLED ***	Coor. Intercollegiate Athletic	S09500	Budget Res & Excess Releases	AMP	1.0000	52.20	1.00	26,651	0	0
993501	*** UNFILLED ***	Coor. Intercollegiate Athletic	S09500	Budget Res & Excess Releases	AMP	1.0000	52.20	1.00	28,001	0	0

**FLORIDA ATLANTIC UNIVERSITY
 DETAIL OF SALARIES
 2008-09 OPERATING BUDGET
 AUXILIARY**

Position Number	Employee Name	Job Title	Index Number	Department Title	Pay Plan	FTE	Budgeted Weeks	Person Years	Current Rate	Salary Dollars	Amount W/Benefits
993495	*** UNFILLED ***	Coor. Intercollegiate Athletic	S09500	Budget Res & Excess Releases	AMP	1.0000	52.20	1.00	31,519	0	0
993487	*** UNFILLED ***	Assistant Athletic Coach	S09500	Budget Res & Excess Releases	AMP	1.0000	52.20	1.00	35,875	0	0
993502	*** UNFILLED ***	Assistant Athletic Coach	S09500	Budget Res & Excess Releases	AMP	1.0000	52.20	1.00	35,876	0	0
993498	*** UNFILLED ***	Athletic Trainer	S09500	Budget Res & Excess Releases	AMP	1.0000	52.20	1.00	36,772	0	0
993500	*** UNFILLED ***	Coor. Intercollegiate Athletic	S09500	Budget Res & Excess Releases	AMP	1.0000	52.20	1.00	36,772	0	0
993480	*** UNFILLED ***	Assistant Athletic Coach	S09500	Budget Res & Excess Releases	AMP	1.0000	52.20	1.00	38,000	0	0
993481	*** UNFILLED ***	Coordinator Academic Programs	S09500	Budget Res & Excess Releases	AMP	1.0000	52.20	1.00	38,000	0	0
993482	*** UNFILLED ***	Coor. Sports Information	S09500	Budget Res & Excess Releases	AMP	1.0000	52.20	1.00	38,000	0	0
993485	*** UNFILLED ***	Assistant Athletic Coach	S09500	Budget Res & Excess Releases	AMP	1.0000	52.20	1.00	38,000	0	0
993486	*** UNFILLED ***	Assistant Athletic Coach	S09500	Budget Res & Excess Releases	AMP	1.0000	52.20	1.00	38,480	0	0
993494	*** UNFILLED ***	Coor. Intercollegiate Athletic	S09500	Budget Res & Excess Releases	AMP	1.0000	52.20	1.00	38,951	0	0
992861	*** UNFILLED ***	Coor. Continuing Education	S09500	Budget Res & Excess Releases	AMP	6.3100	52.20	6.31	96,370	0	0
993477	*** UNFILLED ***	Coor. Continuing Education	S09500	Budget Res & Excess Releases	AMP	7.0000	52.20	7.00	706,077	0	0
992897	*** UNFILLED ***	Assistant Professor	S09500	Budget Res & Excess Releases	FAC	2.5100	52.20	2.51	176,934	0	0
993492	*** UNFILLED ***	Executive Secretary	S09500	Budget Res & Excess Releases	SP	1.0000	52.20	1.00	23,000	0	0
993493	*** UNFILLED ***	Support Service Aide	S09500	Budget Res & Excess Releases	SP	1.0000	52.20	1.00	23,000	0	0
993503	*** UNFILLED ***	Office Manager	S09500	Budget Res & Excess Releases	SP	1.0000	52.20	1.00	36,232	0	0
992899	*** UNFILLED ***	Laborer	S09500	Budget Res & Excess Releases	SP	23.3500	52.20	23.35	421,002	0	0
992892	*** UNFILLED ***	Secretary	S09500	Budget Res & Excess Releases	SP	2.0200	52.20	2.02	455,105	0	0
			S09500 Total			59.1900		59.19	2,447,482	0	0
			Grand Total			402.1141		401.09	16,438,628	13,832,482	18,455,191

**FLORIDA ATLANTIC UNIVERSITY
 DETAIL OF SALARIES
 2008-09 OPERATING BUDGET
 ATHLETICS**

Position Number	Employee Name	Job Title	Index Number	Department Title	Pay Plan	FTE	Budgeted Weeks	Person Years	Current Rate	Salary Dollars	Amount W/Benefits
993521	*** UNFILLED ***	Coord, Administrative Svcs	S00703	Athletics Salaries	AMP	1.0000	52.20	1.00	370,639	103,062	133,981
993514	*** UNFILLED ***	Professor	S00703	Athletics Salaries	FAC	1.0000	52.20	1.00	62,160	0	0
981553	*** UNFILLED ***	Secretary	S00703	Athletics Salaries	SP	2.0000	52.20	2.00	103,987	0	0
			S00703 Total			4.0000		4.00	536,786	103,062	133,981
980883	*** UNFILLED ***	Coordinator Academic Programs	S00704	Athletics - Business Operations	AMP	.0000	52.20	-	1,125	15,376	19,989
990048	C.Angelos	Director Intercol Athletics	S00704	Athletic Operating	AMP	1.0000	52.20	1.00	156,166	156,166	203,016
992150	P.Blankenship	Executive Secretary	S00704	Athletic Operating	SP	1.0000	52.20	1.00	29,878	29,878	41,408
			S00704 Total			2.0000		2.00	187,169	201,420	264,413
990636	*** UNFILLED ***	Coor. Sports Information	S00705	Athletics - Media Relations	AMP	1.0000	52.20	1.00	31,930	0	0
991400	J.Johnson	Coor. Sports Information	S00705	Athletics - Media Relations	AMP	1.0000	52.20	1.00	24,000	24,000	31,200
991382	K.McCormack	Asst. Dir. Intercol. Athletic	S00705	Athletics - Media Relations	AMP	1.0000	52.20	1.00	50,913	50,913	66,187
			S00705 Total			3.0000		3.00	106,843	74,913	97,387
990518	M.Dawson	Assoc. Dir. Intercol. Athle.	S00706	Athletics - Facilities & Operations	AMP	1.0000	52.20	1.00	72,000	72,000	93,600
			S00706 Total			1.0000		1.00	72,000	72,000	93,600
991718	*** UNFILLED ***	Coord, Administrative Svcs	S00707	Athletics - Business Operations	AMP	1.0000	52.20	1.00	37,452	0	0
990648	D.Daniel	Coord, Administrative Svcs	S00707	Athletics - Business Operations	AMP	1.0000	52.20	1.00	40,000	40,000	52,000
992748	M.Boele	Assoc. Dir. Intercol. Athle.	S00707	Athletics - Business Operations	AMP	1.0000	52.20	1.00	70,000	70,000	91,000
992080	B.Surman	Office Assistant	S00707	Athletics - Business Operations	SP	1.0000	52.20	1.00	38,382	38,382	53,194
			S00707 Total			4.0000		4.00	185,834	148,382	196,194
991833	C.Flood	Coor. Intercollegiate Athletic	S00709	Athletic - Ticket Operations	AMP	1.0000	52.20	1.00	28,000	28,000	36,400
			S00709 Total			1.0000		1.00	28,000	28,000	36,400
980882	*** UNFILLED ***	Coordinator Academic Programs	S00710	Athletics - Strength Conditioning	AMP	1.0000	52.20	1.00	25,500	0	0
980891	A.Sweet	Ass't Strength Coach	S00710	Athletics - Strength Conditioning	AMP	1.0000	52.20	1.00	25,000	25,000	32,500
990384	M.Pleskovic	Ass't Strength Coach	S00710	Athletics - Strength Conditioning	AMP	1.0000	52.20	1.00	35,020	35,020	45,526
990147	T.Smith	Coor. Intercollegiate Athletic	S00710	Athletics - Strength Conditioning	AMP	1.0000	52.20	1.00	56,650	56,650	73,645
			S00710 Total			4.0000		4.00	142,170	116,670	151,671
990913	*** UNFILLED ***	Athletic Trainer	S00714	Athletics-Medical Support	AMP	1.0000	52.20	1.00	25,000	0	0
990044	*** UNFILLED ***	Ass't. Trainer	S00714	Athletics-Medical Support	AMP	1.0000	52.20	1.00	38,110	0	0
991980	G.Edwards	Asst. Athletic Trainer	S00714	Athletics-Medical Support	AMP	1.0000	52.20	1.00	40,000	40,000	52,000
992240	J.Burnside	Head Athletic Trainer	S00714	Athletics-Medical Support	AMP	1.0000	52.20	1.00	50,000	50,000	65,000
990133	J.Plummer	Assistant Trainer	S00714	Athletics-Medical Support	AMP	1.0000	52.20	1.00	35,000	35,000	45,500
991637	S.Nitsch	Assistant Trainer	S00714	Athletics-Medical Support	AMP	1.0000	52.20	1.00	35,000	35,000	45,500
			S00714 Total			6.0000		6.00	223,110	160,000	208,000
991191	D.LaMont	Asst. Dir. Intercol. Athletic	S00715	Athletics-Marketing & Promotions	AMP	1.0000	52.20	1.00	55,000	55,000	71,500
			S00715 Total			1.0000		1.00	55,000	55,000	71,500

**FLORIDA ATLANTIC UNIVERSITY
 DETAIL OF SALARIES
 2008-09 OPERATING BUDGET
 ATHLETICS**

Position Number	Employee Name	Job Title	Index Number	Department Title	Pay Plan	FTE	Budgeted Weeks	Person Years	Current Rate	Salary Dollars	Amount W/Benefits
980881	*** UNFILLED ***	Coordinator Academic Programs	S00716	Equipment Room	AMP	.0000	52.20	-	750	0	0
990960	H.Davis	Asst Equipment Mgr	S00716	Equipment Room	AMP	1.0000	52.20	1.00	30,000	30,000	39,000
991973	M.Short	Head Equipment Mgr.	S00716	Equipment Room	AMP	1.0000	52.20	1.00	41,499	41,499	53,949
			S00716 Total			2.0000		2.00	72,249	71,499	92,949
991380	J.McCormack	Assistant Athletic Coach	S00720	Athletics - Baseball	AMP	1.0000	52.20	1.00	50,000	50,000	65,000
990428	K.Cooney	Head Athletic Coach	S00720	Athletics - Baseball	AMP	1.0000	52.20	1.00	106,142	106,142	137,985
992659	N.Lopez Jr.	Assistant Athletic Coach	S00720	Athletics - Baseball	AMP	1.0000	52.20	1.00	28,000	28,000	36,400
			S00720 Total			3.0000		3.00	184,142	184,142	239,385
981276	*** UNFILLED ***	Coordinator Academic Programs	S00721	Athletics Tennis - Men	AMP	1.0000	52.20	1.00	4,250	0	0
981415	*** UNFILLED ***	Men's Head Tennis Coach	S00721	Athletics Tennis - Men	AMP	1.0000	52.20	1.00	30,900	30,900	40,170
			S00721 Total			2.0000		2.00	35,150	30,900	40,170
990587	K.Donev	Head Athletic Coach	S00722	Athletics - Soccer, Men	AMP	1.0000	43.20	0.83	43,217	43,217	56,183
			S00722 Total			1.0000		0.83	43,217	43,217	56,183
990927	E.Hayward	Assoc. Dir. Intercoll. Athle.	S00723	Athletics - Compliance	AMP	1.0000	52.20	1.00	70,612	70,612	91,796
990897	K.Kelly	Coor. Intercollegiate Athletic	S00723	Athletics - Compliance	AMP	1.0000	52.20	1.00	38,500	38,500	50,050
			S00723 Total			2.0000		2.00	109,112	109,112	141,846
980880	*** UNFILLED ***	Coordinator Academic Programs	S00724	Athletics - Basketball - Men	AMP	.0000	52.20	-	7,550	0	0
981422	J.Guin	Assistant Athletic Coach	S00724	Athletics - Basketball - Men	AMP	1.0000	52.20	1.00	48,000	48,000	62,400
990057	M.Balado	Assistant Athletic Coach	S00724	Athletics - Basketball - Men	AMP	1.0000	52.20	1.00	41,200	41,200	53,560
981435	R.Walters	Head Athletic Coach	S00724	Athletics - Basketball - Men	AMP	1.0000	52.20	1.00	158,550	158,550	206,115
990995	W.Moore	Assistant Athletic Coach	S00724	Athletics - Basketball - Men	AMP	1.0000	52.20	1.00	40,000	40,000	52,000
981996	A.Fortney	Senior Secretary	S00724	Athletics - Basketball - Men	SP	1.0000	52.20	1.00	23,000	23,000	31,876
			S00724 Total			5.0000		5.00	318,300	310,750	405,951
981923	*** UNFILLED ***	Owl Club Coordinator	S00728	Athletics - Development	AMP	1.0000	52.20	1.00	40,000	40,000	52,000
992661	B.Mcneely	Assoc Dir, Intercoll Athletics	S00728	Athletics - Development	AMP	1.0000	52.20	1.00	75,000	75,000	97,500
980633	R.Belus	Owl Club Coordinator	S00728	Athletics - Development	AMP	1.0000	52.20	1.00	25,000	25,000	32,500
			S00728 Total			3.0000		3.00	140,000	140,000	182,000
990503	*** UNFILLED ***	Coor. Intercollegiate Athletic	S00729	Athletic - Event Management	AMP	1.0000	52.20	1.00	27,000	27,000	35,100
			S00729 Total			1.0000		1.00	27,000	27,000	35,100
980779	*** UNFILLED ***	Coordinator Academic Programs	S00733	Football	AMP	1.0000	52.20	1.00	33,016	33,016	42,921
992186	D.Jackson	Asst. Football Coach	S00733	Football	AMP	1.0000	52.20	1.00	35,000	35,000	45,500
990609	D.Serna	Assistant Athletic Coach	S00733	Football	AMP	1.0000	52.20	1.00	37,348	37,348	48,553
990197	D.Williams	Assistant Athletic Coach	S00733	Football	AMP	1.0000	52.20	1.00	42,683	42,683	55,488
991722	E.Rasheed	Assistant Athletic Coach	S00733	Football	AMP	1.0000	52.20	1.00	39,375	39,375	51,188
991934	G.Nord	Assistant Athletic Coach	S00733	Football	AMP	1.0000	52.20	1.00	118,450	118,450	153,985

**FLORIDA ATLANTIC UNIVERSITY
 DETAIL OF SALARIES
 2008-09 OPERATING BUDGET
 ATHLETICS**

Position Number	Employee Name	Job Title	Index Number	Department Title	Pay Plan	FTE	Budgeted Weeks	Person Years	Current Rate	Salary Dollars	Amount W/Benefits
991902	H.Schnellenberger	Head Athletic Coach	S00733	Football	AMP	1.0000	52.20	1.00	330,163	330,163	429,212
991446	J.Corozza	Assistant Athletic Coach	S00733	Football	AMP	1.0000	52.20	1.00	29,371	29,371	38,183
992174	J.Frost	Assistant Athletic Coach	S00733	Football	AMP	1.0000	52.20	1.00	35,000	35,000	45,500
990986	K.Hoza	Assistant Athletic Coach	S00733	Football	AMP	1.0000	52.20	1.00	100,000	100,000	130,000
992182	K.Van Valkenburgh	Assistant Athletic Coach	S00733	Football	AMP	1.0000	52.20	1.00	100,000	100,000	130,000
990488	S.Cutcher	Video Coordinator	S00733	Football	AMP	1.0000	52.20	1.00	38,110	38,110	49,543
992130	S.Todd	Coor. Intercollegiate Athletic	S00733	Football	AMP	1.0000	52.20	1.00	38,811	38,811	50,455
992206	*** UNFILLED ***	Exec Secretary, Football	S00733	Football	SP	1.0000	52.20	1.00	28,840	28,840	39,970
991061	N.Taylor	Office Manager	S00733	Football	SP	1.0000	52.20	1.00	39,140	39,140	54,245
			S00733 Total			15.0000		15.00	1,045,307	1,045,307	1,364,743
981488	A.DeLeva	Assistant Athletic Coach	S00736	Athletics - Swimming - Women	AMP	1.0000	43.20	0.83	21,341	21,341	27,744
990993	N.Jones	Assistant Athletic Coach	S00736	Athletics - Swimming - Women	AMP	1.0000	52.20	1.00	36,050	36,050	46,865
992071	O.Agh	Assistant Athletic Coach	S00736	Athletics - Swimming - Women	AMP	1.0000	52.20	1.00	32,000	32,000	41,600
990621	S.Eckelkamp	Head Athletic Coach	S00736	Athletics - Swimming - Women	AMP	1.0000	52.20	1.00	72,430	72,430	94,159
			S00736 Total			4.0000		3.83	161,821	161,821	210,368
992010	A.Smolka	Head Athletic Coach	S00737	Athletics - Cross Country -Wome	AMP	1.0000	52.20	1.00	49,707	49,707	64,620
992178	O.Mc Gregor	Acting Asst. Track Coach	S00737	Athletics - Cross Country -Wome	AMP	1.0000	52.20	1.00	29,000	29,000	37,700
			S00737 Total			2.0000		2.00	78,707	78,707	102,320
980778	*** UNFILLED ***	Coordinator Academic Programs	S00738	Athletics - Basketball - Women	AMP	.0000	52.20	-	5,513	5,513	7,167
990604	C.Dugan	Head Athletic Coach	S00738	Athletics - Basketball - Women	AMP	1.0000	52.20	1.00	110,250	110,250	143,325
990796	D.Caputo	Assistant Athletic Coach	S00738	Athletics - Basketball - Women	AMP	1.0000	52.20	1.00	36,000	36,000	46,800
991274	S.Litton	Assistant Athletic Coach	S00738	Athletics - Basketball - Women	AMP	1.0000	52.20	1.00	46,729	46,729	60,748
981275	Y.Cole	Asst Womens Basketball Coach	S00738	Athletics - Basketball - Women	AMP	1.0000	52.20	1.00	36,000	36,000	46,800
			S00738 Total			4.0000		4.00	234,492	234,492	304,840
980777	*** UNFILLED ***	Coordinator Academic Programs	S00740	Women's Volleyball	AMP	.0000	52.20	-	8,640	0	0
990260	J.Brown	Head Athletic Coach	S00740	Women's Volleyball	AMP	1.0000	52.20	1.00	54,920	54,920	71,396
991098	T.Raasch	Assistant Athletic Coach	S00740	Women's Volleyball	AMP	1.0000	52.20	1.00	28,500	28,500	37,050
			S00740 Total			2.0000		2.00	92,060	83,420	108,446
990591	B.Dooley	Head Athletic Coach	S00772	Athletics- Womens Soccer	AMP	1.0000	52.20	1.00	59,609	59,609	77,492
990187	C.Gnehm	Assistant Athletic Coach	S00772	Athletics- Womens Soccer	AMP	1.0000	52.20	1.00	28,500	28,500	37,050
			S00772 Total			2.0000		2.00	88,109	88,109	114,542
990976	C.Walker	Assistant Athletic Coach	S00773	Athletics- Softball-Women's	AMP	1.0000	52.20	1.00	34,505	34,505	44,857
991073	J.Joyce	Head Athletic Coach	S00773	Athletics- Softball-Women's	AMP	1.0000	52.20	1.00	106,142	106,142	137,985
			S00773 Total			2.0000		2.00	140,647	140,647	182,842
			Grand Total			76.0000		75.66	4,307,225	3,708,570	4,834,831

**FLORIDA ATLANTIC UNIVERSITY
DETAIL OF SALARIES
2008-09 OPERATING BUDGET
FINANCIAL AID**

Position Number	Employee Name	Job Title	Index Number	Department Title	Pay Plan	FTE	Budgeted Weeks	Person Years	Current Rate	Salary Dollars	Amount W/Benefits
980884	*** UNFILLED ***	Coordinator, Accounting	120002	Administrative Allowance	AMP	1.0000	52.20	1.00	0	0	0
980647	L.Reynoso	Coord, Title IV Programs	120002	Administrative Allowance	AMP	1.0000	52.20	1.00	35,000	35,000	45,500
981872	L.Visaggi	Associate Controller	120002	Administrative Allowance	AMP	.3472	52.20	0.35	27,776	27,776	36,109
981052	Maddunage	Coordinator, Accounting	120002	Administrative Allowance	AMP	.9410	52.20	0.94	39,993	39,993	51,991
992110	P.George	Coordinator, Accounting	120002	Administrative Allowance	AMP	.6100	52.20	0.61	30,307	30,307	39,400
981617	*** UNFILLED ***	Secretary	120002	Administrative Allowance	SP	.0000	52.20	-	4,601	4,601	6,102
990821	D.Gondol	Collections/Loan Manager	120002	Administrative Allowance	SP	1.0000	52.20	1.00	27,800	27,800	38,529
991658	U.Brown	Senior Clerk	120002	Administrative Allowance	SP	1.0000	52.20	1.00	20,600	20,600	28,550
990834	V.Smith	AP Clerk	120002	Administrative Allowance	SP	1.0000	52.20	1.00	25,750	25,750	35,687
120002 Total						6.8982		6.90	211,827	211,827	281,868
981411	*** UNFILLED ***	Coordinator Academic Programs	240007	Administrative Allowance	AMP	.0000	52.20	-	5,521	5,521	7,178
990172	A.Laurent	Customer Rel. Mgr.	240007	Administrative Allowance	AMP	1.0000	52.20	1.00	37,000	37,000	48,100
990795	D.Setio	Coor. Student Financial Aid	240007	Administrative Allowance	AMP	1.0000	52.20	1.00	33,807	33,807	43,950
991074	M.Judd	Assoc. Director Financial Aid	240007	Administrative Allowance	AMP	.0900	52.20	0.09	5,650	5,650	7,345
990213	T.Boulukos	Assoc. Director Financial Aid	240007	Administrative Allowance	AMP	.0900	52.20	0.09	6,051	6,051	7,867
991838	*** UNFILLED ***	Financial Aid Officer	240007	Administrative Allowance	SP	.5000	52.20	0.50	12,500	12,500	17,324
981114	*** UNFILLED ***	Secretary	240007	Administrative Allowance	SP	1.0000	52.20	1.00	0	0	0
981115	*** UNFILLED ***	Secretary	240007	Administrative Allowance	SP	1.0000	52.20	1.00	0	0	0
981608	*** UNFILLED ***	Secretary	240007	Administrative Allowance	SP	.0000	52.20	-	0	0	0
991348	C.Martens	Senior Financial Aid Officer	240007	Administrative Allowance	SP	1.0000	52.20	1.00	32,256	32,256	44,704
991490	J.De Leon	Financial Aid Officer	240007	Administrative Allowance	SP	1.0000	52.20	1.00	25,000	25,000	34,648
981878	J.Morgenthal	Senior Financial Aid Officer	240007	Administrative Allowance	SP	1.0000	52.20	1.00	29,841	29,841	41,357
990422	L.Hansen	Office Assistant	240007	Administrative Allowance	SP	1.0000	52.20	1.00	25,000	25,000	34,648
991892	R.Freund	Program Assistant	240007	Administrative Allowance	SP	.9000	52.20	0.90	22,500	22,500	31,183
981046	S.Schuknecht	Program Assistant	240007	Administrative Allowance	SP	1.0000	52.20	1.00	25,750	25,750	35,687
991589	T.Bertolini	Program Assistant	240007	Administrative Allowance	SP	1.0000	52.20	1.00	29,870	29,870	41,397
240007 Total						11.5800		11.58	290,746	290,746	395,388
981120	*** UNFILLED ***	Coordinator Academic Programs	240040	Financial Aid Reserve	AMP	4.3300	52.20	4.33	186,859	0	0
981111	*** UNFILLED ***	Secretary	240040	Financial Aid Reserve	SP	3.4400	52.20	3.44	111,863	0	0
240040 Total						7.7700		7.77	298,722	0	0
981779	T.Lau	Coor. Computer Applications	240049	Job Location & Development 2007-8	AMP	.1000	52.20	0.10	4,981	4,981	6,476
991892	R.Freund	Program Assistant	240049	Job Location & Development 2008-9	SP	.1000	52.20	0.10	2,500	2,500	3,465
990405	T.Santamaria	Program Assistant	240049	Job Location & Development 2007-8	SP	1.0000	52.20	1.00	25,000	25,000	34,648
981402	*** UNFILLED ***	Secretary	240049	Job Location & Development 06/07	SP	.0500	52.20	0.05	768	0	0
240049 Total						1.2500		1.25	33,249	32,481	44,589
Grand Total						27.4982		27.50	834,544	535,054	721,845

**FLORIDA ATLANTIC UNIVERSITY
 DETAIL OF SALARIES
 2008-09 OPERATING BUDGET
 STUDENT GOVERNMENT**

Position Number	Employee Name	Job Title	Index Number	Department Title	Pay Plan	FTE	Budgeted Weeks	Person Years	Current Rate	Salary Dollars	Amount W/Benefits
980739	*** UNFILLED ***	Coordinator Academic Programs	D00702	Davie Student Union	AMP	1.0000	52.20	1.00	32,000	32,000	41,600
992919	*** UNFILLED ***	Fiscal Assistant	D00702	Davie Student Union	SP	.0000	52.20	-	1,529	1,529	2,119
980734	*** UNFILLED ***	Secretary	D00702	Davie Student Union	SP	1.0000	52.20	1.00	20,880	20,880	28,938
990007	*** UNFILLED ***	Senior Fiscal Assistant	D00702	Davie Student Union	SP	1.0000	52.20	1.00	27,575	27,575	38,216
				D00702 Total		3.0000		3.00	81,984	81,984	110,873
992911	*** UNFILLED ***	Fiscal Assistant	J01110	Burrow Activity Center	SP	.0000	52.20	-	456	456	632
980735	*** UNFILLED ***	Secretary	J01110	Burrow Activity Center	SP	1.0000	52.20	1.00	24,000	0	0
980652	L.Aponte	Prog Ass't Stu Life & Recreati	J01110	Burrow Activity Center	SP	1.0000	52.20	1.00	24,000	24,000	33,262
				J01110 Total		2.0000		2.00	48,456	24,456	33,894
992863	*** UNFILLED ***	Assoc. Dir. Intercol. Athle.	S00330	SG Accounting & Budget Office	AMP	1.8000	52.20	1.80	1,658	1,658	2,155
980740	*** UNFILLED ***	Coordinator Academic Programs	S00330	SG Accounting & Budget Office	AMP	1.0000	52.20	1.00	50,000	50,000	65,000
990836	J.Lezama	Coord, Administrative Svcs	S00330	SG Accounting & Budget Office	AMP	1.0000	52.20	1.00	37,265	37,265	48,445
981616	*** UNFILLED ***	Secretary	S00330	SG Accounting & Budget Office	SP	.6100	52.20	0.61	22,860	0	0
981559	*** UNFILLED ***	Secretary	S00330	SG Accounting & Budget Office	SP	.0000	52.20	-	309	309	428
				S00330 Total		4.4100		4.41	112,092	89,232	116,028
993533	*** UNFILLED ***	Coord, Administrative Svcs	S00343	Student Media	AMP	.0000	52.20	-	912	912	1,186
980738	*** UNFILLED ***	Coordinator Academic Programs	S00343	Student Media	AMP	1.0000	52.20	1.00	48,000	48,000	62,400
				S00343 Total		1.0000		1.00	48,912	48,912	63,586
980741	*** UNFILLED ***	Coordinator Academic Programs	S00760	Boca Campus Recreation Administrat	AMP	1.0000	52.20	1.00	34,000	34,000	44,200
992921	*** UNFILLED ***	Asst. Director Student Affairs	S00760	Boca Campus Recreation Administrat	AMP	5.0000	52.20	5.00	105,256	105,256	136,833
990401	D.Kuykendall	Coor, Sports & Competition	S00760	Boca Campus Recreation Administrat	AMP	1.0000	52.20	1.00	33,990	33,990	44,187
990331	E.Hawkes	Dir., Campus Recreation	S00760	Boca Campus Recreation Administrat	AMP	1.0000	52.20	1.00	60,000	60,000	78,000
990344	S.Toth	Coor. Student Affairs	S00760	Boca Campus Recreation Administrat	AMP	1.0000	52.20	1.00	34,000	34,000	44,200
981136	M.Kelly	Program Assistant	S00760	Boca Campus Recreation Administrat	SP	1.0000	52.20	1.00	28,840	28,840	39,969
				S00760 Total		10.0000		10.00	296,086	296,086	387,389
980742	*** UNFILLED ***	Coordinator Academic Programs	S01300	Student Government Advisor Office	AMP	1.0000	52.20	1.00	50,000	0	0
980745	R.Felsher	Director Student Gov't.	S01300	Student Government Advisor Office	AMP	1.0000	52.20	1.00	46,000	46,000	59,800
981600	*** UNFILLED ***	Secretary	S01300	Student Government Advisor Office	SP	.0000	52.20	-	2,349	2,349	3,256
990070	L.Fowler	Senior Secretary	S01300	Student Government Advisor Office	SP	1.0000	52.20	1.00	25,000	25,000	34,648
				S01300 Total		3.0000		3.00	123,349	73,349	97,704
980737	*** UNFILLED ***	Coordinator Academic Programs	T01133	Broward Wellness Center	AMP	1.0000	52.20	1.00	38,920	0	0
980736	*** UNFILLED ***	Coordinator Academic Programs	T01133	Broward Wellness Center	AMP	1.0000	52.20	1.00	40,000	0	0
992917	*** UNFILLED ***	Fiscal Assistant	T01133	Broward Wellness Center	SP	.0000	52.20	-	1,500	0	0
				T01133 Total		2.0000		2.00	80,420	0	0
				Grand Total		25.4100		25.41	791,299	614,019	809,474

**FLORIDA ATLANTIC UNIVERSITY
 DETAIL OF SALARIES
 2008-09 OPERATING BUDGET
 FOUNDATION**

Position Number	Employee Name	Job Title	Index Number	Department Title	Pay Plan	FTE	Budgeted Weeks	Person Years	Current Rate	Salary Dollars	Amount W/Benefits
991126	L.Kerwin	Asst. Director Research Prog.	KCD860	Pearce-Lockett Homestead	AMP	.1400	52.20	0.14	8,504	8,504	11,056
			KCD860 Total				.1400	0.14	8,504	8,504	11,056
993573	*** UNFILLED ***	Assistant Professor	KCI080	Lupus Research	FAC	.7500	39.00	0.56	0	0	0
			KCI080 Total				.7500	0.56	0	0	0
993513	*** UNFILLED ***	Associate in	KCI900	Eminent Scholar in Science	FAC	1.0000	8.20	1.00	56,140	56,140	71,248
			KCI900 Total				1.0000	1.00	56,140	56,140	71,248
980433	E.Tognoli	AsstScholar/Sctist/Eng/ResProf	KCI915	Davimos Family Eminent Scholarr Chr	FAC	1.0000	39.00	0.75	58,000	58,000	73,608
			KCI915 Total				1.0000	0.75	58,000	58,000	73,608
992650	P.Simmonds	Asst. Director Alumni Affairs	KDG100	FAU Foundation Operations Budget	AMP	1.0000	52.20	1.00	62,481	62,481	81,226
990264	S.Brown	CFO, FAU Foundation	KDG100	FAU Foundation Operations Budget	AMP	1.0000	52.20	1.00	105,000	105,000	136,500
981603	*** UNFILLED ***	Secretary	KDG100	FAU Foundation Operations Budget	SP	1.0000	52.20	1.00	5,814	5,814	8,058
990408	A.Lauth	Executive Secretary	KDG100	FAU Foundation Operations Budget	SP	1.0000	52.20	1.00	35,591	35,591	49,326
981500	A.Simpson	Senior Fiscal Assistant	KDG100	FAU Foundation Operations Budget	SP	1.0000	52.20	1.00	32,242	32,242	44,685
991015	C.Gulley	Accountant	KDG100	FAU Foundation Operations Budget	SP	1.0000	52.20	1.00	37,234	37,234	51,603
991660	K.Lee	Accountant	KDG100	FAU Foundation Operations Budget	SP	1.0000	52.20	1.00	36,724	36,724	50,896
981270	Y.Wilmoth	Accountant	KDG100	FAU Foundation Operations Budget	SP	1.0000	52.20	1.00	32,655	32,655	45,257
			KDG100 Total				8.0000	8.00	347,741	347,741	467,551
991641	*** UNFILLED ***	Dev't Ofc, Coll of Science	KDG120	FAU Foundation Development	AMP	.5000	52.20	0.50	40,000	40,000	52,000
992909	*** UNFILLED ***	Coor. Advancement/Alumni Affs	KDG120	FAU Foundation Development	AMP	1.0000	52.20	1.00	58,455	58,455	75,992
992649	*** UNFILLED ***	Asst VP for Development	KDG120	FAU Foundation Development	AMP	1.0000	52.20	1.00	110,000	110,000	143,000
981497	B.Coto	Coor. Advancement/Alumni Affs	KDG120	FAU Foundation Development	AMP	.4872	52.20	0.49	39,851	39,851	51,807
980641	D.Morris	Development Officer CAUPA	KDG120	FAU Foundation Development	AMP	.5000	52.20	0.50	37,500	37,500	48,750
981526	D.Reeves	Asst. V.P. Dev't-No. Campuses	KDG120	FAU Foundation Development	AMP	.6840	52.20	0.68	71,820	71,820	93,366
991642	D.Rutherford	Dir., Advance/Alumni Affs	KDG120	FAU Foundation Development	AMP	.4700	52.20	0.47	40,394	40,394	52,513
981048	E.Browning	Director of Gift Planning	KDG120	FAU Foundation Development	AMP	1.0000	52.20	1.00	77,250	77,250	100,425
981416	E.Rainwater	Coor.Advancement/Alum Affs	KDG120	FAU Foundation Development	AMP	.5000	52.20	0.50	36,050	36,050	46,865
981457	H.Szczesny	Coor. Advancement/Alumni Affs	KDG120	FAU Foundation Development	AMP	.5000	52.20	0.50	35,000	35,000	45,500
990221	J.Aylor	Devel Ofc, Treasure Coast	KDG120	FAU Foundation Development	AMP	.5000	52.20	0.50	41,250	41,250	53,625
992092	J.Querubin	Creative Services Manager	KDG120	FAU Foundation Development	AMP	1.0000	52.20	1.00	45,000	45,000	58,500
980968	J.Robbins	Dir, Advancement Communication	KDG120	FAU Foundation Development	AMP	1.0000	52.20	1.00	65,000	65,000	84,500
981287	K.Moore	Coordinator Academic Programs	KDG120	FAU Foundation Development	AMP	1.0000	52.20	1.00	107,683	107,683	139,988
990410	L.Collier	Dir, Alumni Rel/Operations	KDG120	FAU Foundation Development	AMP	.5700	52.20	0.57	32,291	32,291	41,979
981692	L.Reines	Coord., Special Events	KDG120	FAU Foundation Development	AMP	1.0000	52.20	1.00	42,000	42,000	54,600
992388	L.Richards	Dev't Officer, Broward Campus	KDG120	FAU Foundation Development	AMP	.5000	52.20	0.50	37,500	37,500	48,750

**FLORIDA ATLANTIC UNIVERSITY
 DETAIL OF SALARIES
 2008-09 OPERATING BUDGET
 FOUNDATION**

Position Number	Employee Name	Job Title	Index Number	Department Title	Pay Plan	FTE	Budgeted Weeks	Person Years	Current Rate	Salary Dollars	Amount W/Benefits
990231	P.Breman	Asst. VP Alumni Relations	KDG120	FAU National Alumni Association	AMP	.0600	52.20	0.06	5,942	5,942	7,725
990761	S.Gapinski	Asst Dir, Comp Studies/Devel't	KDG120	FAU Foundation Development	AMP	.1300	52.20	0.13	9,962	9,962	12,951
990529	S.Gerzon	Coor. Advancement/Alumni Affs	KDG120	FAU Foundation Development	AMP	.5000	52.20	0.50	39,125	39,125	50,863
990124	T.Mohajir	Dev't Officer, Athletics	KDG120	FAU Foundation Development	AMP	1.0000	52.20	1.00	81,061	81,061	105,380
980996	V.Katz	Development Officer	KDG120	FAU Foundation Development	AMP	.5000	52.20	0.50	40,000	40,000	52,000
981268	*** UNFILLED ***	Secretary	KDG120	FAU Foundation Development	SP	2.0000	52.20	2.00	34,200	34,200	47,398
981259	M.Allen	Executive Secretary	KDG120	FAU Foundation Development	SP	.3330	52.20	0.33	8,235	8,235	11,413
				KDG120 Total		16.7342		16.73	1,135,569	1,135,569	1,479,890
993519	*** UNFILLED ***	Coord, Administrative Svcs	KDG700	FAU Foundation - President	AMP	1.0000	52.20	1.00	2,444	2,444	3,178
990247	F.Brogan	University President	KDG700	FAU Foundation - President	AMP	.4000	52.20	0.40	129,975	129,975	168,968
				KDG700 Total		1.4000		1.40	132,419	132,419	172,146
981266	*** UNFILLED ***	Secretary	KDG706	Supplemental Annuity Payments	AMP	1.0000	52.20	1.00	40,000	40,000	52,000
				KDG706 Total		1.0000		1.00	40,000	40,000	52,000
981188	C.Hill	EYCC Educ & Summer Pgm Coord.	KDU700	Pine Jog Operating Account	AMP	.5000	52.20	0.50	16,480	16,480	21,424
991466	C.Mohanna	Coor. Educ/Trg Programs	KDU700	Pine Jog Operating Account	AMP	1.0000	52.20	1.00	35,009	35,009	45,512
990982	J.Hourican	Asst. Dir. Educ/Trg Programs	KDU700	Pine Jog Operating Account	AMP	1.0000	52.20	1.00	38,763	38,763	50,392
981042	K. Moyer	Stewardship Coordinator	KDU700	Pine Jog Operating Account	AMP	1.0000	52.20	1.00	30,000	30,000	39,000
990079	K.Aubry	Asst. Dir. Educ/Trg Programs	KDU700	Pine Jog Operating Account	AMP	1.0000	52.20	1.00	38,763	38,763	50,392
981044	K.Carter	Assistant Coordinator	KDU700	Pine Jog Operating Account	AMP	.7500	52.20	0.75	31,500	31,500	40,950
990516	S.Toth	Coor. Educ/Trg Programs	KDU700	Pine Jog Operating Account	AMP	1.0000	52.20	1.00	56,228	56,228	73,097
992266	P.Welch	Director	KDU700	Pine Jog Operating Account	FAC	1.0000	52.20	1.00	69,602	69,602	88,332
990139	H.Beers	Program Assistant	KDU700	Pine Jog Operating Account	SP	1.0000	52.20	1.00	35,527	35,527	49,237
990008	R.Adamo	Office Assistant	KDU700	Pine Jog Operating Account	SP	.5000	52.20	0.50	16,447	16,447	22,794
				KDU700 Total		8.7500		8.75	368,319	368,319	481,130
990802	W.Glenn	Distinguished Professor	KNG370	Motorola Endowed Chair in Elec Eng	FAC	.0700	39.00	0.05	11,465	4,000	5,077
				KNG370 Total		.0700		0.05	11,465	4,000	5,077
990630	I.Elishakoff	Distinguished Professor	KNG430	J.M. Rubin Fdtn Professor	FAC	.0292	39.00	0.02	4,002	4,002	5,079
				KNG430 Total		.0292		0.02	4,002	4,002	5,079
991433	C.Mikulski	Office Manager	KNG940	Schmidt Eminent Scholar Engineering	SP	1.0000	52.20	1.00	50,003	50,003	69,299
				KNG940 Total		1.0000		1.00	50,003	50,003	69,299
992819	A. Edwards	Coord Educ	KPC590	Molecular Biology & Biotechnology	AMP	.2000	52.20	0.20	7,954	7,954	10,340
				KPC590 Total		.2000		0.20	7,954	7,954	10,340
990279	D.Bluni	Instructor	KRS115	Nursing Faculty Support Program	FAC	1.0000	39.00	0.75	53,000	53,000	67,262
990258	M.Ramnon	Instructor	KRS115	Grants and Aids	FAC	1.0000	39.00	0.75	53,000	53,000	67,262

**FLORIDA ATLANTIC UNIVERSITY
 DETAIL OF SALARIES
 2008-09 OPERATING BUDGET
 FOUNDATION**

Position Number	Employee Name	Job Title	Index Number	Department Title	Pay Plan	FTE	Budgeted Weeks	Person Years	Current Rate	Salary Dollars	Amount W/Benefits
981881	L.Harrilal	Program Assistant	KRS115	Grants and Aids	SP	.5000	52.20	0.50	12,641	12,641	17,519
			KRS115 Total				2.5000	1.99	118,641	118,641	152,043
980984	S.Crouch	Instructor	KRS330	Treasure Coast Nursing Faculty Supt	FAC	1.0000	39.00	0.75	54,000	54,000	68,531
			KRS330 Total				1.0000	0.75	54,000	54,000	68,531
981035	C.Hanson	Coor. Research Prog/Svcs.	KRS340	C. Lynn Center for Caring	AMP	.5000	52.20	0.50	27,500	27,500	35,749
991727	M.Smith	Associate Dean and Professor	KRS340	C. Lynn Center for Caring	FAC	.1000	52.20	0.10	14,700	14,700	18,656
990693	P.Liehr	Associate Dean and Professor	KRS340	C. Lynn Center for Caring	FAC	.1000	52.20	0.10	13,000	13,000	16,499
			KRS340 Total				.7000	0.70	55,200	55,200	70,904
990181	B.Blake	Office Assistant	KRS900	Christine Lynn Eminent Scholar	SP	.9750	52.20	0.98	40,506	40,506	56,138
			KRS900 Total				.9750	0.98	40,506	40,506	56,138
981016	S.Khan	Coordinator Academic Programs	KRS970	H K Persson Eminent Scholar Chair	AMP	.4000	52.20	.	21,620	21,620	28,106
991727	M.Smith	Associate Dean and Professor	KRS970	H K Persson Eminent Scholar Chair	FAC	.2000	52.20	0.20	29,400	29,400	37,312
			KRS970 Total				.6000	0.20	51,020	51,020	65,418
991544	K.Nikoloutsos	Assistant Professor	KUM065	The Classic Funds	FAC	.5000	39.00	0.37	21,875	21,875	27,762
			KUM065 Total				.5000	0.37	21,875	21,875	27,762
980932	E.Pettener	Instructor	KUM405	Italian Language Series	FAC	.2400	39.00	0.18	8,738	8,738	11,090
			KUM405 Total				.2400	0.18	8,738	8,738	11,090
981467	R.Shusterman	Eminent Scholar	KUM910	Eminent Scholar Schmidt Chair # 1	FAC	1.0000	39.00	0.75	145,650	145,650	184,845
			KUM910 Total				1.0000	0.75	145,650	145,650	184,845
992350	M.Zager	Eminent Scholar	KUM920	Eminent Scholar Schmidt Chair # 2	FAC	1.0000	39.00	0.75	124,141	124,141	157,548
990026	F.Ford	Program Assistant	KUM920	Eminent Scholar Schmidt Chair # 2	SP	1.0000	52.20	1.00	27,000	27,000	37,420
			KUM920 Total				2.0000	1.75	151,141	151,141	194,968
990163	A.Berger	Eminent Scholar	KUM970	Raddock Emin Scholar Holocaust Stud	FAC	.2000	39.00	0.15	27,264	27,264	34,601
991193	B.Lander	Office Assistant	KUM970	Raddock Emin Scholar Holocaust Stud	SP	.4000	52.20	0.40	15,268	15,268	21,160
			KUM970 Total				.6000	0.55	42,532	42,532	55,761
981962	F.Greenspahn	Eminent Scholar	KUM980	Gimelstob Symposium	FAC	.2000	39.00	0.15	19,935	19,935	25,300
			KUM980 Total				.2000	0.15	19,935	19,935	25,300
991584	K.Osgood	Associate Professor	KUM990	Larkin Symposium - American Pres	FAC	.1350	39.00	0.10	9,990	9,990	12,679
			KUM990 Total				.1350	0.10	9,990	9,990	12,679
990638	L.Embree	Eminent Scholar	KUM995	W. Dietrich Emin Scholar Philosophy	FAC	.2000	39.00	0.15	21,936	21,936	27,839
			KUM995 Total				.2000	0.15	21,936	21,936	27,839
981262	*** UNFILLED ***	Secretary	KUND05	FAU Foundation Misc Payroll Account	SP	.0000	52.20	-	35,000	35,000	48,507
			KUND05 Total				.0000	-	35,000	35,000	48,507
990154	E.Ben-Zadok	Professor	KUP960	John DeGrove Eminent Scholar Chair	FAC	1.0000	39.00	0.75	85,229	85,229	108,165

**FLORIDA ATLANTIC UNIVERSITY
 DETAIL OF SALARIES
 2008-09 OPERATING BUDGET
 FOUNDATION**

Position Number	Employee Name	Job Title	Index Number	Department Title	Pay Plan	FTE	Budgeted Weeks	Person Years	Current Rate	Salary Dollars	Amount W/Benefits
KUP960 Total						1.0000		0.75	85,229	85,229	108,165
993532	*** UNFILLED ***	Coor. Research Prog/Svcs.	KUS052	Carl Desantis Bus & Ec Center	AMP	1.0000	52.20	1.00	7,328	7,328	9,527
990514	R.Davis	Assoc. Dir. Academic Programs	KUS052	Carl Desantis Bus & Ec Center	AMP	1.0000	52.20	1.00	60,720	60,720	78,936
KUS052 Total						2.0000		2.00	68,048	68,048	88,463
981267	*** UNFILLED ***	Secretary	KUS075	FAU FND - Office Depot Sm Bus Res	SP	1.0000	52.20	1.00	451	451	626
981527	K.Duray-Smith	Senior Secretary	KUS075	FAU FND - Office Depot Sm Bus Res	SP	1.0000	52.20	1.00	24,009	24,009	33,275
KUS075 Total						2.0000		2.00	24,460	24,460	33,901
980634	K. Gramm	Dir, Adams Ctr/Entrepreneurshi	KUS900	Internet Coast Institute	AMP	.6000	52.20	0.60	42,000	42,000	54,600
KUS900 Total						.6000		0.60	42,000	42,000	54,600
993505	*** UNFILLED ***	Instructor	KUS920	Emin Scholar Col Business	FAC	.0000	52.20	-	415	415	527
991275	I.Litvak	Eminent Scholar	KUS920	Emin Scholar Col Business	FAC	.1500	39.00	0.11	22,055	22,055	27,991
KUS920 Total						.1500		0.11	22,470	22,470	28,518
993526	*** UNFILLED ***	Instructor	KUS930	Office Depot Eminent Scholar Chair	FAC	.0000	52.20	-	485	485	616
992416	C.Mishra	Eminent Scholar	KUS930	Office Depot Eminent Scholar Chair	FAC	.2000	39.00	0.15	25,790	25,790	32,731
KUS930 Total						.2000		0.15	26,275	26,275	33,347
993520	*** UNFILLED ***	Coord, Administrative Svcs	K30995	FND- Budget Control Account	AMP	13.5100	52.20	13.51	530,937	0	0
993511	*** UNFILLED ***	Professor	K30995	FND- Budget Control Account	FAC	10.6600	52.20	10.66	513,714	0	0
993529	*** UNFILLED ***	Law Enforcement Captain	K30995	FND- Budget Control Account	SP	4.8100	52.20	4.81	139,636	0	0
K30995 Total						28.9800		28.98	1,184,287	0	0
Grand Total						85.6534		82.81	4,449,049	3,257,297	4,247,203

**FLORIDA ATLANTIC UNIVERSITY
 DETAIL OF SALARIES
 2008-09 OPERATING BUDGET
 HENDERSON**

Position Number	Employee Name	Job Title	Index Number	Department Title	Pay Plan	FTE	Budgeted Weeks	Person Years	Current Rate	Salary Dollars	Amount W/Benefits
981543	*** UNFILLED ***	Coor. Research Prog/Svcs.	HEND18	Henderson Operating Account	AMP	3.0000	52.20	3.00	46,814	3,274	4,257
981180	C.Pinzon	Coor. Computer Applications	HEND18	Henderson Operating Account	AMP	1.0000	52.20	1.00	34,000	34,000	44,200
990312	D.Cammarato	Coord, Administrative Svcs	HEND18	Henderson Operating Account	AMP	1.0000	52.20	1.00	44,391	44,391	57,709
980907	G.Hardman	Coor. Research Prog/Svcs.	HEND18	Henderson Operating Account	AMP	.9000	52.20	0.90	50,400	50,400	65,520
992067	M.Strohmeyer	Student Data Specialist	HEND18	Henderson Operating Account	AMP	1.0000	52.20	1.00	34,923	34,923	45,400
980976	*** UNFILLED ***	Univ. School Instructor	HEND18	Henderson Operating Account	FAC	1.0000	43.20	0.83	40,000	40,000	50,764
981888	*** UNFILLED ***	Univ. School Instructor	HEND18	Henderson Operating Account	FAC	1.0000	43.20	0.83	40,000	40,000	50,764
992335	*** UNFILLED ***	Univ. School Instructor	HEND18	Henderson Operating Account	FAC	1.0000	43.20	0.83	41,000	41,000	52,034
993527	*** UNFILLED ***	Instructor	HEND18	Henderson Operating Account	FAC	8.3200	52.20	8.32	231,849	96,454	122,410
992187	A.Brooks	Univ. School Instructor	HEND18	Henderson Operating Account	FAC	1.0000	43.20	0.83	35,554	35,554	45,122
990168	A.Collier	Univ. School Instructor	HEND18	Henderson Operating Account	FAC	1.0000	43.20	0.83	48,000	48,000	60,917
990512	A.Gilbert	Univ. School Instructor	HEND18	Henderson Operating Account	FAC	1.0000	43.20	0.83	39,101	39,101	49,624
981889	A.Russell	Univ. School Instructor	HEND18	Henderson Operating Account	FAC	1.0000	43.20	0.83	44,805	44,805	56,863
980918	B.Jimenez	Univ. School Instructor	HEND18	Henderson Operating Account	FAC	1.0000	43.20	0.83	38,500	38,500	48,861
981890	B.Schum	Univ. School Instructor	HEND18	Henderson Operating Account	FAC	1.0000	43.20	0.83	35,500	35,500	45,054
992040	B.Steele	Univ. School Instructor	HEND18	Henderson Operating Account	FAC	1.0000	43.20	0.83	42,261	42,261	53,634
981884	B.Tuzzolino	Univ. School Instructor	HEND18	Henderson Operating Account	FAC	1.0000	43.20	0.83	38,565	38,565	48,943
990119	C.Barzey	Univ. School Instructor	HEND18	Henderson Operating Account	FAC	1.0000	43.20	0.83	64,250	64,250	81,540
980917	C.Gardiner	Univ. School Instructor	HEND18	Henderson Operating Account	FAC	1.0000	43.20	0.83	35,500	35,500	45,054
980977	C.McCaul	Univ. School Instructor	HEND18	Henderson Operating Account	FAC	1.0000	43.20	0.83	34,347	34,347	43,590
990176	C.Santiago	Univ. School Instructor	HEND18	Henderson Operating Account	FAC	1.0000	43.20	0.83	35,554	35,554	45,122
990671	D.Kelly	Univ. School Instructor	HEND18	Henderson Operating Account	FAC	1.0000	43.20	0.83	46,000	46,000	58,379
981222	D.Reichenbach	Univ. School Instructor	HEND18	Henderson Operating Account	FAC	1.0000	43.20	0.83	36,723	36,723	46,606
991910	D.Schram	Univ. School Instructor	HEND18	Henderson Operating Account	FAC	1.0000	43.20	0.83	54,870	54,870	69,636
992184	D.Vance Noelk	Univ. School Asst. Professor	HEND18	Henderson Operating Account	FAC	1.0000	43.20	0.83	81,538	81,538	103,480
992268	D.Weldgen	Univ. School Instructor	HEND18	Henderson Operating Account	FAC	1.0000	43.20	0.83	69,986	69,986	88,820
991879	E.Sattler	Univ. School Instructor	HEND18	Henderson Operating Account	FAC	1.0000	43.20	0.83	45,249	45,249	57,426
981887	G.Bove	Univ. School Instructor	HEND18	Henderson Operating Account	FAC	1.0000	43.20	0.83	41,140	41,140	52,211
992115	G.Thomas	Univ. School Director	HEND18	Henderson Operating Account	FAC	.4000	52.20	0.40	58,399	58,399	74,115
981886	J.O'Sullivan	Univ. School Instructor	HEND18	Henderson Operating Account	FAC	1.0000	43.20	0.83	41,715	41,715	52,941
991269	J.Phillips	Univ. School Instructor	HEND18	Henderson Operating Account	FAC	1.0000	43.20	0.83	35,500	35,500	45,054
981937	J.Shirk	Univ. School Instructor	HEND18	Henderson Operating Account	FAC	1.0000	43.20	0.83	37,000	37,000	46,957
981891	J.Wierzba	Univ. School Instructor	HEND18	Henderson Operating Account	FAC	1.0000	43.20	0.83	35,000	35,000	44,419
981885	L.De Niese	Univ. School Instructor	HEND18	Henderson Operating Account	FAC	1.0000	43.20	0.83	35,744	35,744	45,363
990826	L.Good	Univ. School Instructor	HEND18	Henderson Operating Account	FAC	1.0000	43.20	0.83	66,828	66,828	84,812

**FLORIDA ATLANTIC UNIVERSITY
 DETAIL OF SALARIES
 2008-09 OPERATING BUDGET
 HENDERSON**

Position Number	Employee Name	Job Title	Index Number	Department Title	Pay Plan	FTE	Budgeted Weeks	Person Years	Current Rate	Salary Dollars	Amount W/Benefits
981893	L.Plas	Univ. School Instructor	HEND18	Henderson Operating Account	FAC	1.0000	43.20	0.83	34,518	34,518	43,807
992132	L.Tolerton	Univ. School Instructor	HEND18	Henderson Operating Account	FAC	1.0000	43.20	0.83	51,295	51,295	65,099
991223	M.Brady	Principal, University School	HEND18	Henderson Operating Account	FAC	1.0000	52.20	1.00	98,262	98,262	124,705
991986	M.Champagne-Douglas	Univ. School Instructor	HEND18	Henderson Operating Account	FAC	1.0000	43.20	0.83	39,045	39,045	49,553
980916	M.Goldberg	Univ. School Instructor	HEND18	Henderson Operating Account	FAC	1.0000	43.20	0.83	48,000	48,000	60,917
991217	M.Lebair	Univ. School Instructor	HEND18	Henderson Operating Account	FAC	1.0000	43.20	0.83	67,033	67,033	85,072
981934	M.Linville	Univ. School Assoc. Professor	HEND18	Henderson Operating Account	FAC	1.0000	43.20	0.83	76,632	76,632	97,254
992647	M.Prince	Univ. School Instructor	HEND18	Henderson Operating Account	FAC	1.0000	43.20	0.83	39,786	39,786	50,493
980454	M.Reed	Univ. School Instructor	HEND18	Henderson Operating Account	FAC	1.0000	43.20	0.83	35,000	35,000	44,419
991985	M.Thomas	Univ. School Instructor	HEND18	Henderson Operating Account	FAC	1.0000	43.20	0.83	50,500	50,500	64,090
981882	P.Hodge-Thorne	Assistant Principal	HEND18	Henderson Operating Account	FAC	1.0000	52.20	1.00	85,000	85,000	107,874
990813	R.Barkes	Univ. School Instructor	HEND18	Henderson Operating Account	FAC	1.0000	43.20	0.83	36,847	36,847	46,763
991864	R.Sands	Univ. School Instructor	HEND18	Henderson Operating Account	FAC	1.0000	43.20	0.83	42,537	42,537	53,984
981892	S.Naranjo	Univ. School Instructor	HEND18	Henderson Operating Account	FAC	1.0000	43.20	0.83	38,500	38,500	48,861
992073	S.Sturrock	Univ. School Instructor	HEND18	Henderson Operating Account	FAC	1.0000	43.20	0.83	67,119	67,119	85,181
990234	T.Bresnahan	Univ. School Instructor	HEND18	Henderson Operating Account	FAC	1.0000	43.20	0.83	51,270	51,270	65,067
981894	T.Clark	Univ. School Instructor	HEND18	Henderson Operating Account	FAC	1.0000	43.20	0.83	48,735	48,735	61,850
981896	T.Ievoli	Univ. School Instructor	HEND18	Henderson Operating Account	FAC	1.0000	43.20	0.83	37,563	37,563	47,672
992251	T.Watson	Univ. School Instructor	HEND18	Henderson Operating Account	FAC	1.0000	43.20	0.83	45,805	45,805	58,132
981895	T.Yazurlo	Univ. School Instructor	HEND18	Henderson Operating Account	FAC	1.0000	43.20	0.83	34,628	34,628	43,947
992908	*** UNFILLED ***	Program Assistant	HEND18	Henderson Operating Account	SP	1.5000	52.20	1.50	35,603	1,846	2,559
991740	A.Hayes	Program Assistant	HEND18	Henderson Operating Account	SP	1.0000	52.20	1.00	21,247	21,247	29,447
990544	C.Raducanu	Program Assistant	HEND18	Henderson Operating Account	SP	1.0000	52.20	1.00	21,247	21,247	29,447
981149	I.Bernstein	Program Assistant	HEND18	Henderson Operating Account	SP	1.0000	52.20	1.00	21,247	21,247	29,447
981033	S.Jimenez	Senior Custodial Worker	HEND18	Henderson Operating Account	SP	1.0000	52.20	1.00	29,664	29,664	41,112
HEND18 Total						69.1200		61.19	2,898,089	2,685,397	3,424,353
Grand Total						69.1200		61.19	2,898,089	2,685,397	3,424,353