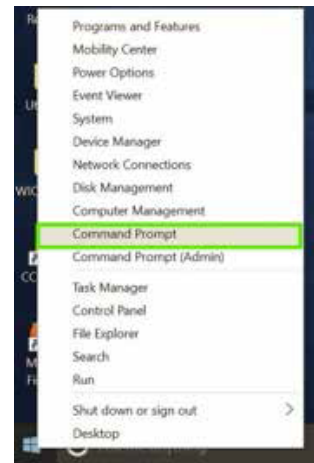




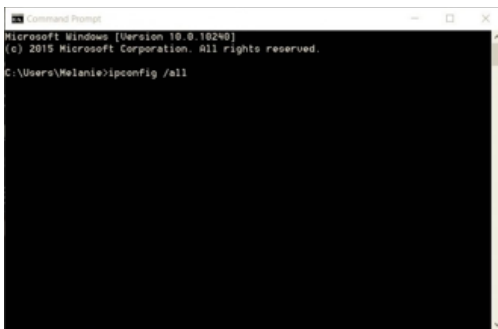
QUICK TECHNOLOGY GUIDE

HOW TO FIND THE MAC ADDRESS FOR WINDOWS USERS

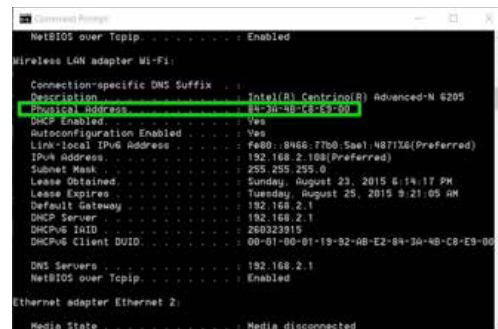
1. Open the command prompt. Right-click on the Start button and select **Command Prompt** from the menu.
2. Type in **ipconfig /all** and press **Enter**. This will display your network configuration.
3. Find your adapter's physical address. Scroll down to your network adapter and look for the values next to "**Physical Address**," which is your MAC address.



1



2



3

For all other technical challenges please visit fau.edu/student/technology



wi-fi



gaming console



smart tv



other devices