

IPEDS 2022-23 Data Collection System

IPEDS HELP DESK (877) 225-2568 | ipedshelp@rti.org
OMB NO. 1850-0582 v.30 : Approval Expires 8/31/2025
User ID: P1336693

Fall Enrollment 2022-23

Institution: Florida Atlantic University (133669)

User ID: P1336693

Overview

Fall Enrollment Overview

The Fall Enrollment component collects student enrollment counts by level of student, enrollment status, gender and race/ethnicity. In addition, first-time students' fall-to-fall retention rates and the student-to-faculty ratio are collected. Enrollment by age is required in odd-numbered years, and enrollment by residence of first-time undergraduates is required in even-numbered years.

Institutions operating on a traditional academic year calendar (semester, trimester, quarter, or 4-1-4) report Fall enrollment as of the institution's official fall reporting date or October 15. Institutions operating on a calendar that differs by program or that enrolls students on a continuous basis (referred to as program reporters) report Fall enrollment as students enrolled any time during the period August 1 and October 31.

Data reporting reminders:

- Report data to accurately reflect the time period corresponding with the IPEDS survey component, even if such reporting is seemingly inconsistent with prior year reporting.
- Part B, Enrollment of students by age, is optional this year.
- Part C, Residence of first-time degree/certificate-seeking undergraduates, is required this year.
- For reporting students studying in consortium agreements, please refer to the Resource page at <https://nces.ed.gov/ipeds/report-your-data/data-tip-sheet-reporting-data-consortium-institutions>.

Changes in reporting:

The following changes were implemented for the 2022-23 data collection period:

- The "Nonresident alien" terminology has been changed to "U.S. Nonresident" but should include the same category of students.
- A question about gender has been added after Part A – Fall Enrollment Summary to collect information about students for whom gender does not fit the binary gender (Men/Women) categories provided. **Institutions should still allocate those students to the Men/Women categories in other screens of the survey component at this time.** New FAQs have been added to help institutions with this reporting.
- References to summer term were changed to summer session.
- FAQ #8 on consistent reporting of EF, E12, and OM has been updated for clarification.

Resources:

- To download the survey materials for this component: [Survey Materials](#)
- To access your prior year data submission for this component: [Reported Data](#)

If you have questions about completing this survey, please contact the **IPEDS Help Desk at 1-877-225-2568**.

Institution: Florida Atlantic University (133669)

User ID: P1336693

Part Selection

Completion of Part B (Enrollment of Students by Age) is optional this year.

Do you wish to complete Part B this year?

If you select 'Yes', you will be expected to complete the Part B screens.

If you select 'No', you will skip Part B.

- No, I will not complete Part B
- Yes, I will complete Part B

Institution: Florida Atlantic University (133669)

User ID: P1336693

Fall Enrollment - CIP CODE Selection


Indicate which of the following fields of study are offered by your institution. In addition to reporting total undergraduate and graduate fall enrollments every year, in even-numbered years you are to report the subset of enrollments that fall within each of the CIP codes listed below.

Fields for which enrollment was reported for Fall 2020 have already been checked; please make sure all listed fields that are offered by your institution are checked.

Note: CIP codes listed below may not reflect all fields of study offered by your institution, therefore the subset of enrollments by CIP codes selected may not sum to your institution's total fall enrollment.

UNDERGRADUATE AND GRADUATE FIELDS	
<input checked="" type="checkbox"/>	13.0000 – Education
<input checked="" type="checkbox"/>	14.0000 – Engineering
<input checked="" type="checkbox"/>	26.0000 – Biological and Biomedical Sciences
<input checked="" type="checkbox"/>	27.0000 – Mathematics
<input checked="" type="checkbox"/>	40.0000 – Physical Sciences
<input checked="" type="checkbox"/>	52.0000 – Business, Management, Marketing, and Related Support Services
GRADUATE-ONLY FIELDS	
<input type="checkbox"/>	22.0101 – Law (LL.B., J.D.)
<input type="checkbox"/>	51.0401 – Dentistry (D.D.S., D.M.D.)
<input checked="" type="checkbox"/>	 51.1201 – Medicine (M.D.)
<input type="checkbox"/>	None of the above

Yes, I confirm that I reviewed the fields of study are offered by my institution above.

 You may use the box below to provide additional context for the data you have reported above. Context notes will be posted on the College Navigator website. Therefore, you should write all context notes using proper grammar (e.g., complete sentences with punctuation) and common language that can be easily understood by students and parents (e.g., spell out acronyms).

Institution: Florida Atlantic University (133669)

User ID: P1336693

Part A - Fall Enrollment for Full-Time Undergraduate Students

Enrollment as of the institution's **official fall reporting date** or as of **October 15, 2022**

Full-time Undergraduate Students

Reporting Reminders:

- Report Hispanic/Latino individuals of any race as Hispanic/Latino
- Report race for non-Hispanic/Latino individuals only
- Even though Teacher Preparation certificate programs may require a bachelor's degree for admission, they are considered subbaccalaureate undergraduate programs, and students in these programs are undergraduate students.

Men

Enrolled for <u>credit</u>	Degree/certificate-seeking			Total degree/certificate-seeking	Non-degree/ non-certificate-seeking	Total, Full-time <u>undergraduate</u> students
	First-time	Non-first-time				
		Transfer-in	Continuing/ Returning			
U.S. Nonresident	31	22	184	237	20	257
Hispanic/Latino	306	168	1,291	1,765	66	1,831
American Indian or Alaska Native	2		4	6		6
Asian	59	19	205	283	33	316
Black or African American	100	98	827	1,025	27	1,052
Native Hawaiian or Other Pacific Islander			3	3		3
White	531	298	2,038	2,867	79	2,946
Two or more races	40	17	193	250	12	262
Race and ethnicity unknown	35	2	59	96	2	98
Total men	1,104	624	4,804	6,532	239	6,771
Total men prior year	981	574	4,870	6,425	215	6,640

Women

Enrolled for <u>credit</u>	Degree/certificate-seeking			Total degree/certificate-seeking	Non-degree/ non-certificate-seeking	Total, Full-time <u>undergraduate</u> students
	First-time	Non-first-time				
		Transfer-in	Continuing/ Returning			
U.S. Nonresident	31	24	184	239	29	268
Hispanic/Latino	514	215	1,788	2,517	74	2,591
American Indian or Alaska Native	1	1	7	9		9
Asian	77	26	252	355	51	406
Black or African American	228	139	1,274	1,641	39	1,680
Native Hawaiian or Other Pacific Islander	3		8	11	1	12
White	964	274	2,591	3,829	95	3,924
Two or more races	94	32	254	380	24	404
Race and ethnicity unknown	34	2	63	99	2	101
Total women	1,946	713	6,421	9,080	315	9,395
Total women prior year	1,527	786	6,679	8,992	288	9,280

Grand total (men+women)	3,050	1,337	11,225	15,612	554	16,166
Grand total (men+women) prior year	2,508	1,360	11,549	15,417	503	15,920

Institution: Florida Atlantic University (133669)

User ID: P1336693

Part A - Fall Enrollment for Full-Time Undergraduate Students: CIP CODE:13.0000

Enrollment as of the institution's official fall reporting date or as of **October 15, 2022**

CIP CODE: 13.0000 – Education

Full-time undergraduate students

- Report Hispanic/Latino individuals of any race as Hispanic/Latino
- Report race for non-Hispanic/Latino individuals only

Men

Enrolled for <u>credit</u>	Degree/certificate-seeking			Total degree/certificate-seeking	Non-degree/ non-certificate-seeking	Total, <u>Full-time</u> <u>undergraduate</u> students
	<u>First-time</u>	<u>Non-first-time</u>				
		<u>Transfer-in</u>	<u>Continuing/ Returning</u>			
<u>U.S. Nonresident</u>	<input type="text"/>	<input type="text"/>	<input type="text"/>	0	<input type="text"/>	0
<u>Hispanic/Latino</u>	<input type="text" value="3"/>	<input type="text" value="1"/>	<input type="text" value="13"/>	17	<input type="text"/>	17
<u>American Indian or Alaska Native</u>	<input type="text"/>	<input type="text"/>	<input type="text"/>	0	<input type="text"/>	0
<u>Asian</u>	<input type="text"/>	<input type="text"/>	<input type="text" value="2"/>	2	<input type="text"/>	2
<u>Black or African American</u>	<input type="text" value="1"/>	<input type="text"/>	<input type="text" value="9"/>	10	<input type="text"/>	10
<u>Native Hawaiian or Other Pacific Islander</u>	<input type="text"/>	<input type="text"/>	<input type="text"/>	0	<input type="text"/>	0
<u>White</u>	<input type="text" value="3"/>	<input type="text" value="4"/>	<input type="text" value="25"/>	32	<input type="text"/>	32
Two or more races	<input type="text"/>	<input type="text"/>	<input type="text" value="2"/>	2	<input type="text"/>	2
<u>Race and ethnicity unknown</u>	<input type="text"/>	<input type="text"/>	<input type="text"/>	0	<input type="text"/>	0
Total men	7	5	51	63	0	63

Women

Enrolled for <u>credit</u>	Degree/certificate-seeking			Total degree/certificate-seeking	Non-degree/ non-certificate-seeking	Total, <u>Full-time</u> <u>undergraduate</u> students
	<u>First-time</u>	<u>Non-first-time</u>				
		<u>Transfer-in</u>	<u>Continuing/ Returning</u>			
<u>U.S. Nonresident</u>	<input type="text"/>	<input type="text"/>	<input type="text" value="5"/>	5	<input type="text"/>	5
<u>Hispanic/Latino</u>	<input type="text" value="16"/>	<input type="text" value="6"/>	<input type="text" value="97"/>	119	<input type="text"/>	119
<u>American Indian or Alaska Native</u>	<input type="text"/>	<input type="text"/>	<input type="text"/>	0	<input type="text"/>	0
<u>Asian</u>	<input type="text" value="1"/>	<input type="text" value="2"/>	<input type="text" value="8"/>	11	<input type="text"/>	11
<u>Black or African American</u>	<input type="text" value="3"/>	<input type="text" value="9"/>	<input type="text" value="48"/>	60	<input type="text"/>	60
<u>Native Hawaiian or Other Pacific Islander</u>	<input type="text"/>	<input type="text"/>	<input type="text" value="1"/>	1	<input type="text"/>	1
<u>White</u>	<input type="text" value="48"/>	<input type="text" value="19"/>	<input type="text" value="221"/>	288	<input type="text"/>	288
Two or more races	<input type="text" value="3"/>	<input type="text"/>	<input type="text" value="14"/>	17	<input type="text"/>	17
<u>Race and ethnicity unknown</u>	<input type="text" value="1"/>	<input type="text" value="1"/>	<input type="text" value="3"/>	5	<input type="text"/>	5
Total women	72	37	397	506	0	506
Grand total (men+women)	79	42	448	569	0	569
Grand total (men+women) 2020-21	89	79	420	588		588

Institution: Florida Atlantic University (133669)

User ID: P1336693

Part A - Fall Enrollment for Full-Time Undergraduate Students: CIP CODE:14.0000

Enrollment as of the institution's **official fall reporting date** or as of **October 15, 2022**

CIP CODE: 14.0000 – Engineering

Full-time undergraduate students

- Report Hispanic/Latino individuals of any race as Hispanic/Latino
- Report race for non-Hispanic/Latino individuals only

Men

Enrolled for <u>credit</u>	Degree/certificate-seeking			Total degree/certificate-seeking	Non-degree/ non-certificate-seeking	Total, Full-time undergraduate students
	First-time	Non-first-time				
		Transfer-in	Continuing/ Returning			
U.S. Nonresident	7	3	36	46		46
Hispanic/Latino	38	21	170	229		229
American Indian or Alaska Native				0		0
Asian	14	3	39	56		56
Black or African American	11	7	88	106		106
Native Hawaiian or Other Pacific Islander				0		0
White	93	24	211	328		328
Two or more races	4		26	30		30
Race and ethnicity unknown	5		9	14		14
Total men	172	58	579	809	0	809

Women

Enrolled for <u>credit</u>	Degree/certificate-seeking			Total degree/certificate-seeking	Non-degree/ non-certificate-seeking	Total, Full-time undergraduate students
	First-time	Non-first-time				
		Transfer-in	Continuing/ Returning			
U.S. Nonresident	2		4	6		6
Hispanic/Latino	11		40	51		51
American Indian or Alaska Native				0		0
Asian	6	1	3	10		10
Black or African American	10	3	18	31		31
Native Hawaiian or Other Pacific Islander				0		0
White	17	4	49	70		70
Two or more races	2	3	6	11		11
Race and ethnicity unknown	1		2	3		3
Total women	49	11	122	182	0	182
Grand total (men+women)	221	69	701	991	0	991
Grand total (men+women) 2020-21	168	111	868	1,147		1,147

Institution: Florida Atlantic University (133669)

User ID: P1336693

Part A - Fall Enrollment for Full-Time Undergraduate Students: CIP CODE:26.0000

Enrollment as of the institution's **official fall reporting date** or as of **October 15, 2022**

CIP CODE: 26.0000 – Biological and Biomedical Sciences

Full-time undergraduate students

- Report Hispanic/Latino individuals of any race as Hispanic/Latino
- Report race for non-Hispanic/Latino individuals only

Men

Enrolled for <u>credit</u>	Degree/certificate-seeking			Total degree/certificate-seeking	Non-degree/ non-certificate-seeking	Total, <u>Full-time</u> <u>undergraduate</u> students
	<u>First-time</u>	<u>Non-first-time</u>				
		<u>Transfer-in</u>	<u>Continuing/ Returning</u>			
<u>U.S. Nonresident</u>	5		7	12		12
<u>Hispanic/Latino</u>	26	9	100	135		135
<u>American Indian or Alaska Native</u>				0		0
<u>Asian</u>	6	4	18	28		28
<u>Black or African American</u>	7	4	44	55		55
<u>Native Hawaiian or Other Pacific Islander</u>				0		0
<u>White</u>	26	9	100	135		135
Two or more races	5	2	7	14		14
<u>Race and ethnicity unknown</u>	3		3	6		6
Total men	78	28	279	385	0	385

Women

Enrolled for <u>credit</u>	Degree/certificate-seeking			Total degree/certificate-seeking	Non-degree/ non-certificate-seeking	Total, <u>Full-time</u> <u>undergraduate</u> students
	<u>First-time</u>	<u>Non-first-time</u>				
		<u>Transfer-in</u>	<u>Continuing/ Returning</u>			
<u>U.S. Nonresident</u>	4	3	24	31		31
<u>Hispanic/Latino</u>	78	26	196	300		300
<u>American Indian or Alaska Native</u>	1			1		1
<u>Asian</u>	14	6	26	46		46
<u>Black or African American</u>	39	17	181	237		237
<u>Native Hawaiian or Other Pacific Islander</u>				0		0
<u>White</u>	101	26	203	330		330
Two or more races	8	6	20	34		34
<u>Race and ethnicity unknown</u>	4		6	10		10
Total women	249	84	656	989	0	989
Grand total (men+women)	327	112	935	1,374	0	1,374
Grand total (men+women) 2020-21	419	149	1,126	1,694		1,694

Institution: Florida Atlantic University (133669)

Part A - Fall Enrollment for Full-Time Undergraduate Students: CIP CODE:27.0000

Enrollment as of the institution's **official fall reporting date** or as of **October 15, 2022**

CIP CODE: 27.0000 – Mathematics and Statistics

Full-time undergraduate students

- Report Hispanic/Latino individuals of any race as Hispanic/Latino
- Report race for non-Hispanic/Latino individuals only

Men

Enrolled for <u>credit</u>	Degree/certificate-seeking			Total degree/certificate-seeking	Non-degree/ non-certificate-seeking	Total, <u>Full-time</u> <u>undergraduate</u> students
	<u>First-time</u>	<u>Non-first-time</u>				
		<u>Transfer-in</u>	<u>Continuing/ Returning</u>			
<u>U.S. Nonresident</u>	<input type="text"/>	<input type="text"/>	<input type="text"/>	0	<input type="text"/>	0
<u>Hispanic/Latino</u>	<input type="text"/>	<input type="text"/>	4	4	<input type="text"/>	4
<u>American Indian or Alaska Native</u>	<input type="text"/>	<input type="text"/>	<input type="text"/>	0	<input type="text"/>	0
<u>Asian</u>	<input type="text"/>	<input type="text"/>	<input type="text"/>	0	<input type="text"/>	0
<u>Black or African American</u>	<input type="text"/>	<input type="text"/>	<input type="text"/>	0	<input type="text"/>	0
<u>Native Hawaiian or Other Pacific Islander</u>	<input type="text"/>	<input type="text"/>	<input type="text"/>	0	<input type="text"/>	0
<u>White</u>	2	<input type="text"/>	10	12	<input type="text"/>	12
Two or more races	<input type="text"/>	<input type="text"/>	<input type="text"/>	0	<input type="text"/>	0
<u>Race/ethnicity unknown</u>	<input type="text"/>	<input type="text"/>	<input type="text"/>	0	<input type="text"/>	0
Total men	2	0	14	16	0	16

Women

Enrolled for <u>credit</u>	Degree/certificate-seeking			Total degree/certificate-seeking	Non-degree/ non-certificate-seeking	Total, <u>Full-time</u> <u>undergraduate</u> students
	<u>First-time</u>	<u>Non-first-time</u>				
		<u>Transfer-in</u>	<u>Continuing/ Returning</u>			
<u>U.S. Nonresident</u>	<input type="text"/>	<input type="text"/>	2	2	<input type="text"/>	2
<u>Hispanic/Latino</u>	<input type="text"/>	<input type="text"/>	3	3	<input type="text"/>	3
<u>American Indian or Alaska Native</u>	<input type="text"/>	<input type="text"/>	<input type="text"/>	0	<input type="text"/>	0
<u>Asian</u>	<input type="text"/>	<input type="text"/>	<input type="text"/>	0	<input type="text"/>	0
<u>Black or African American</u>	1	<input type="text"/>	2	3	<input type="text"/>	3
<u>Native Hawaiian or Other Pacific Islander</u>	<input type="text"/>	<input type="text"/>	<input type="text"/>	0	<input type="text"/>	0
<u>White</u>	2	<input type="text"/>	4	6	<input type="text"/>	6
Two or more races	<input type="text"/>	<input type="text"/>	<input type="text"/>	0	<input type="text"/>	0
<u>Race/ethnicity unknown</u>	<input type="text"/>	<input type="text"/>	1	1	<input type="text"/>	1
Total women	3	0	12	15	0	15
Grand total (men+women)	5	0	26	31	0	31
Grand total (men+women) 2020-21	12	5	25	42		42

Institution: Florida Atlantic University (133669)

User ID: P1336693

Part A - Fall Enrollment for Full-Time Undergraduate Students: CIP CODE:40.0000

Enrollment as of the institution's **official fall reporting date** or as of **October 15, 2022**

CIP CODE: 40.0000 – Physical Sciences

Full-time undergraduate students

- Report Hispanic/Latino individuals of any race as Hispanic/Latino
- Report race for non-Hispanic/Latino individuals only

Men

Enrolled for <u>credit</u>	Degree/certificate-seeking			Total degree/certificate-seeking	Non-degree/ non-certificate-seeking	Total, Full-time <u>undergraduate</u> students
	First-time	Non-first-time				
		Transfer-in	Continuing/ Returning			
U.S. Nonresident	<input type="text"/>	<input type="text"/>	<input type="text" value="2"/>	2	<input type="text"/>	2
Hispanic/Latino	<input type="text" value="6"/>	<input type="text" value="3"/>	<input type="text" value="12"/>	21	<input type="text"/>	21
American Indian or Alaska Native	<input type="text"/>	<input type="text"/>	<input type="text"/>	0	<input type="text"/>	0
Asian	<input type="text"/>	<input type="text"/>	<input type="text" value="2"/>	2	<input type="text"/>	2
Black or African American	<input type="text"/>	<input type="text" value="1"/>	<input type="text" value="5"/>	6	<input type="text"/>	6
Native Hawaiian or Other Pacific Islander	<input type="text"/>	<input type="text"/>	<input type="text"/>	0	<input type="text"/>	0
White	<input type="text" value="6"/>	<input type="text" value="3"/>	<input type="text" value="29"/>	38	<input type="text"/>	38
Two or more races	<input type="text"/>	<input type="text"/>	<input type="text" value="2"/>	2	<input type="text"/>	2
Race/ethnicity unknown	<input type="text"/>	<input type="text"/>	<input type="text"/>	0	<input type="text"/>	0
Total men	12	7	52	71	0	71

Women

Enrolled for <u>credit</u>	Degree/certificate-seeking			Total degree/certificate-seeking	Non-degree/ non-certificate-seeking	Total, Full-time <u>undergraduate</u> students
	First-time	Non-first-time				
		Transfer-in	Continuing/ Returning			
U.S. Nonresident	<input type="text"/>	<input type="text"/>	<input type="text" value="4"/>	4	<input type="text"/>	4
Hispanic/Latino	<input type="text" value="4"/>	<input type="text" value="2"/>	<input type="text" value="19"/>	25	<input type="text"/>	25
American Indian or Alaska Native	<input type="text"/>	<input type="text"/>	<input type="text"/>	0	<input type="text"/>	0
Asian	<input type="text"/>	<input type="text" value="1"/>	<input type="text" value="7"/>	8	<input type="text"/>	8
Black or African American	<input type="text" value="1"/>	<input type="text" value="1"/>	<input type="text" value="8"/>	10	<input type="text"/>	10
Native Hawaiian or Other Pacific Islander	<input type="text"/>	<input type="text"/>	<input type="text"/>	0	<input type="text"/>	0
White	<input type="text" value="5"/>	<input type="text" value="4"/>	<input type="text" value="22"/>	31	<input type="text"/>	31
Two or more races	<input type="text" value="2"/>	<input type="text"/>	<input type="text" value="2"/>	4	<input type="text"/>	4
Race/ethnicity unknown	<input type="text" value="2"/>	<input type="text"/>	<input type="text"/>	2	<input type="text"/>	2
Total women	14	8	62	84	0	84
Grand total (men+women)	26	15	114	155	0	155
Grand total (men+women) 2020-21	52	24	148	224		224

Institution: Florida Atlantic University (133669)

User ID: P1336693

Part A - Fall Enrollment for Full-Time Undergraduate Students: CIP CODE:52.0000

Enrollment as of the institution's official fall reporting date or as of October 15, 2022

CIP CODE: 52.0000 – Business, Management, Marketing and Related Support Services

Full-time undergraduate students

- Report Hispanic/Latino individuals of any race as Hispanic/Latino
- Report race for non-Hispanic/Latino individuals only

Men

Enrolled for <u>credit</u>	Degree/certificate-seeking			Total degree/certificate-seeking	Non-degree/ non-certificate-seeking	Total, <u>Full-time</u> <u>undergraduate</u> students
	<u>First-time</u>	<u>Non-first-time</u>				
		<u>Transfer-in</u>	<u>Continuing/ Returning</u>			
<u>U.S. Nonresident</u>	14	12	67	93		93
<u>Hispanic/Latino</u>	97	65	425	587		587
<u>American Indian or Alaska Native</u>	2		1	3		3
<u>Asian</u>	18	7	55	80		80
<u>Black or African American</u>	32	31	256	319		319
<u>Native Hawaiian or Other Pacific Islander</u>				0		0
<u>White</u>	209	128	843	1,180		1,180
Two or more races	9	7	56	72		72
<u>Race/ethnicity unknown</u>	12	1	18	31		31
Total men	393	251	1,721	2,365	0	2,365

Women

Enrolled for <u>credit</u>	Degree/certificate-seeking			Total degree/certificate-seeking	Non-degree/ non-certificate-seeking	Total, <u>Full-time</u> <u>undergraduate</u> students
	<u>First-time</u>	<u>Non-first-time</u>				
		<u>Transfer-in</u>	<u>Continuing/ Returning</u>			
<u>U.S. Nonresident</u>	9	11	55	75		75
<u>Hispanic/Latino</u>	101	49	340	490		490
<u>American Indian or Alaska Native</u>				0		0
<u>Asian</u>	15	7	44	66		66
<u>Black or African American</u>	30	40	189	259		259
<u>Native Hawaiian or Other Pacific Islander</u>	2		3	5		5
<u>White</u>	237	71	581	889		889
Two or more races	17	9	57	83		83
<u>Race/ethnicity unknown</u>	10	1	8	19		19
Total women	421	188	1,277	1,886	0	1,886
Grand total (men+women)	814	439	2,998	4,251	0	4,251
Grand total (men+women) 2020-21	689	426	2,828	3,943		3,943

Part A - Fall Enrollment for Part-time Undergraduate Students

Enrollment as of the institution's **official fall reporting date** or as of **October 15, 2022**

Part-time Undergraduate Students

Reporting Reminders:

- Report Hispanic/Latino individuals of any race as Hispanic/Latino
- Report race for non-Hispanic/Latino individuals only
- Even though Teacher Preparation certificate programs may require a bachelor's degree for admission, they are considered subbaccalaureate undergraduate programs, and students in these programs are undergraduate students.

Men

Enrolled for <u>credit</u>	Degree/certificate-seeking			Total degree/certificate-seeking	Non-degree/ non-certificate-seeking	Total, <u>part-time</u> <u>undergraduate</u> students
	<u>First-time</u>	<u>Non-first-time</u>				
		<u>Transfer-in</u>	<u>Continuing/ Returning</u>			
<u>U.S. Nonresident</u>	11	12	65	88	6	94
<u>Hispanic/Latino</u>	159	143	713	1,015	61	1,076
<u>American Indian or Alaska Native</u>	2	1	4	7	1	8
<u>Asian</u>	22	22	84	128	20	148
<u>Black or African American</u>	99	87	412	598	24	622
<u>Native Hawaiian or Other Pacific Islander</u>			4	4		4
<u>White</u>	291	131	803	1,225	110	1,335
Two or more races	29	19	76	124	9	133
<u>Race and ethnicity unknown</u>	12	2	14	28	4	32
Total men	625	417	2,175	3,217	235	3,452
Total men prior year	699	478	2,344	3,521	224	3,745

Women

Enrolled for <u>credit</u>	Degree/certificate-seeking			Total degree/certificate-seeking	Non-degree/ non-certificate-seeking	Total, <u>part-time</u> <u>undergraduate</u> students
	<u>First-time</u>	<u>Non-first-time</u>				
		<u>Transfer-in</u>	<u>Continuing/ Returning</u>			
<u>U.S. Nonresident</u>	7	16	60	83	5	88
<u>Hispanic/Latino</u>	184	199	1,000	1,383	88	1,471
<u>American Indian or Alaska Native</u>		1	7	8		8
<u>Asian</u>	17	12	110	139	35	174
<u>Black or African American</u>	118	128	803	1,049	52	1,101
<u>Native Hawaiian or Other Pacific Islander</u>	2	1	4	7		7
<u>White</u>	345	149	905	1,399	127	1,526
Two or more races	13	18	114	145	16	161
<u>Race and ethnicity unknown</u>	10	2	20	32	5	37
Total women	696	526	3,023	4,245	328	4,573
Total women prior year	718	690	3,349	4,757	377	5,134

Grand total (men+women)	1,321	943	5,198	7,462	563	8,025
Grand total (men+women) prior year	1,417	1,168	5,693	8,278	601	8,879

Institution: Florida Atlantic University (133669)

User ID: P1336693

Part A - Fall Enrollment for Part-time Undergraduate Students: CIP CODE:13.0000

Enrollment as of the institution's **official fall reporting date** or as of **October 15, 2022**

CIP CODE: 13.0000 – Education

Part-time undergraduate students

- Report Hispanic/Latino individuals of any race as Hispanic/Latino
- Report race for non-Hispanic/Latino individuals only

Men

Enrolled for <u>credit</u>	Degree/certificate-seeking			Total degree/certificate-seeking	Non-degree/ non-certificate-seeking	Total, <u>part-time</u> <u>undergraduate</u> students
	First-time	Non-first-time				
		Transfer-in	Continuing/ Returning			
<u>U.S. Nonresident</u>	<input type="text"/>	<input type="text"/>	<input type="text"/>	0	<input type="text"/>	0
<u>Hispanic/Latino</u>	<input type="text" value="2"/>	<input type="text" value="6"/>	<input type="text" value="9"/>	17	<input type="text"/>	17
<u>American Indian or Alaska Native</u>	<input type="text"/>	<input type="text"/>	<input type="text"/>	0	<input type="text"/>	0
<u>Asian</u>	<input type="text"/>	<input type="text"/>	<input type="text" value="2"/>	2	<input type="text"/>	2
<u>Black or African American</u>	<input type="text"/>	<input type="text" value="2"/>	<input type="text" value="3"/>	5	<input type="text"/>	5
<u>Native Hawaiian or Other Pacific Islander</u>	<input type="text"/>	<input type="text"/>	<input type="text"/>	0	<input type="text"/>	0
<u>White</u>	<input type="text" value="4"/>	<input type="text" value="3"/>	<input type="text" value="13"/>	20	<input type="text"/>	20
Two or more races	<input type="text" value="1"/>	<input type="text" value="1"/>	<input type="text" value="1"/>	3	<input type="text"/>	3
<u>Race/ethnicity unknown</u>	<input type="text"/>	<input type="text"/>	<input type="text"/>	0	<input type="text"/>	0
Total men	7	12	28	47	0	47

Women

Enrolled for <u>credit</u>	Degree/certificate-seeking			Total degree/certificate-seeking	Non-degree/ non-certificate-seeking	Total, <u>part-time</u> <u>undergraduate</u> students
	First-time	Non-first-time				
		Transfer-in	Continuing/ Returning			
<u>U.S. Nonresident</u>	<input type="text"/>	<input type="text" value="1"/>	<input type="text" value="5"/>	6	<input type="text"/>	6
<u>Hispanic/Latino</u>	<input type="text" value="10"/>	<input type="text" value="21"/>	<input type="text" value="70"/>	101	<input type="text"/>	101
<u>American Indian or Alaska Native</u>	<input type="text"/>	<input type="text"/>	<input type="text" value="1"/>	1	<input type="text"/>	1
<u>Asian</u>	<input type="text"/>	<input type="text"/>	<input type="text" value="4"/>	4	<input type="text"/>	4
<u>Black or African American</u>	<input type="text" value="5"/>	<input type="text" value="11"/>	<input type="text" value="49"/>	65	<input type="text"/>	65
<u>Native Hawaiian or Other Pacific Islander</u>	<input type="text"/>	<input type="text"/>	<input type="text"/>	0	<input type="text"/>	0
<u>White</u>	<input type="text" value="23"/>	<input type="text" value="27"/>	<input type="text" value="104"/>	154	<input type="text"/>	154
Two or more races	<input type="text"/>	<input type="text" value="3"/>	<input type="text" value="6"/>	9	<input type="text"/>	9
<u>Race/ethnicity unknown</u>	<input type="text" value="2"/>	<input type="text"/>	<input type="text" value="2"/>	4	<input type="text"/>	4
Total women	40	63	241	344	0	344
Grand total (men+women)	47	75	269	391	0	391
Grand total (men+women) 2020-21	49	76	401	526		526

Institution: Florida Atlantic University (133669)

User ID: P1336693

Part A - Fall Enrollment for Part-time Undergraduate Students: CIP CODE:14.0000

Enrollment as of the institution's **official fall reporting date** or as of **October 15, 2022**

CIP CODE: 14.0000 – Engineering

Part-time undergraduate students

- Report Hispanic/Latino individuals of any race as Hispanic/Latino
- Report race for non-Hispanic/Latino individuals only

Men

Enrolled for <u>credit</u>	Degree/certificate-seeking			Total degree/certificate-seeking	Non-degree/ non-certificate-seeking	Total, <u>part-time</u> <u>undergraduate</u> students
	<u>First-time</u>	<u>Non-first-time</u>				
		<u>Transfer-in</u>	<u>Continuing/ Returning</u>			
<u>U.S. Nonresident</u>	3	3	17	23		23
<u>Hispanic/Latino</u>	51	28	110	189		189
<u>American Indian or Alaska Native</u>	1		1	2		2
<u>Asian</u>	7	13	19	39		39
<u>Black or African American</u>	28	20	59	107		107
<u>Native Hawaiian or Other Pacific Islander</u>			2	2		2
<u>White</u>	50	20	126	196		196
Two or more races	6	3	14	23		23
<u>Race and ethnicity unknown</u>	1		2	3		3
Total men	147	87	350	584	0	584

Women

Enrolled for <u>credit</u>	Degree/certificate-seeking			Total degree/certificate-seeking	Non-degree/ non-certificate-seeking	Total, <u>part-time</u> <u>undergraduate</u> students
	<u>First-time</u>	<u>Non-first-time</u>				
		<u>Transfer-in</u>	<u>Continuing/ Returning</u>			
<u>U.S. Nonresident</u>		3	1	4		4
<u>Hispanic/Latino</u>	10	12	28	50		50
<u>American Indian or Alaska Native</u>				0		0
<u>Asian</u>	2	2	5	9		9
<u>Black or African American</u>	4	1	9	14		14
<u>Native Hawaiian or Other Pacific Islander</u>				0		0
<u>White</u>	13	5	25	43		43
Two or more races			3	3		3
<u>Race and ethnicity unknown</u>	1			1		1
Total women	30	23	71	124	0	124
Grand total (men+women)	177	110	421	708	0	708
Grand total (men+women) 2020-21	200	89	462	751		751

Institution: Florida Atlantic University (133669)

Part A - Fall Enrollment for Part-time Undergraduate Students: CIP CODE:26.0000

Enrollment as of the institution's **official fall reporting date** or as of **October 15, 2022**

CIP CODE: 26.0000 – Biological and Biomedical Sciences

Part-time undergraduate students

- Report Hispanic/Latino individuals of any race as Hispanic/Latino
- Report race for non-Hispanic/Latino individuals only

Men

Enrolled for <u>credit</u>	Degree/certificate-seeking			Total degree/certificate-seeking	Non-degree/ non-certificate-seeking	Total, <u>part-time</u> <u>undergraduate</u> students
	<u>First-time</u>	<u>Non-first-time</u>				
		<u>Transfer-in</u>	<u>Continuing/ Returning</u>			
<u>U.S. Nonresident</u>	<input type="text"/>	<input type="text"/>	<input type="text" value="3"/>	3	<input type="text"/>	3
<u>Hispanic/Latino</u>	<input type="text" value="4"/>	<input type="text" value="8"/>	<input type="text" value="40"/>	52	<input type="text"/>	52
<u>American Indian or Alaska Native</u>	<input type="text"/>	<input type="text"/>	<input type="text" value="1"/>	1	<input type="text"/>	1
<u>Asian</u>	<input type="text" value="2"/>	<input type="text"/>	<input type="text" value="3"/>	5	<input type="text"/>	5
<u>Black or African American</u>	<input type="text" value="3"/>	<input type="text" value="3"/>	<input type="text" value="32"/>	38	<input type="text"/>	38
<u>Native Hawaiian or Other Pacific Islander</u>	<input type="text"/>	<input type="text"/>	<input type="text"/>	0	<input type="text"/>	0
<u>White</u>	<input type="text" value="9"/>	<input type="text" value="3"/>	<input type="text" value="29"/>	41	<input type="text"/>	41
Two or more races	<input type="text" value="1"/>	<input type="text" value="1"/>	<input type="text" value="3"/>	5	<input type="text"/>	5
<u>Race and ethnicity unknown</u>	<input type="text"/>	<input type="text"/>	<input type="text"/>	0	<input type="text"/>	0
Total men	19	15	111	145	0	145

Women

Enrolled for <u>credit</u>	Degree/certificate-seeking			Total degree/certificate-seeking	Non-degree/ non-certificate-seeking	Total, <u>part-time</u> <u>undergraduate</u> students
	<u>First-time</u>	<u>Non-first-time</u>				
		<u>Transfer-in</u>	<u>Continuing/ Returning</u>			
<u>U.S. Nonresident</u>	<input type="text" value="1"/>	<input type="text"/>	<input type="text" value="8"/>	9	<input type="text"/>	9
<u>Hispanic/Latino</u>	<input type="text" value="10"/>	<input type="text" value="24"/>	<input type="text" value="92"/>	126	<input type="text"/>	126
<u>American Indian or Alaska Native</u>	<input type="text"/>	<input type="text"/>	<input type="text"/>	0	<input type="text"/>	0
<u>Asian</u>	<input type="text" value="3"/>	<input type="text" value="1"/>	<input type="text" value="17"/>	21	<input type="text"/>	21
<u>Black or African American</u>	<input type="text" value="15"/>	<input type="text" value="7"/>	<input type="text" value="75"/>	97	<input type="text"/>	97
<u>Native Hawaiian or Other Pacific Islander</u>	<input type="text" value="2"/>	<input type="text"/>	<input type="text"/>	2	<input type="text"/>	2
<u>White</u>	<input type="text" value="14"/>	<input type="text" value="4"/>	<input type="text" value="70"/>	88	<input type="text"/>	88
Two or more races	<input type="text" value="1"/>	<input type="text" value="2"/>	<input type="text" value="11"/>	14	<input type="text"/>	14
<u>Race and ethnicity unknown</u>	<input type="text"/>	<input type="text"/>	<input type="text" value="2"/>	2	<input type="text"/>	2
Total women	46	38	275	359	0	359
Grand total (men+women)	65	53	386	504	0	504
Grand total (men+women) 2020-21	79	83	475	637		637

Institution: Florida Atlantic University (133669)

User ID: P1336693

Part A - Fall Enrollment for Part-time Undergraduate Students: CIP CODE:27.0000

Enrollment as of the institution's **official fall reporting date** or as of **October 15, 2022**

CIP CODE: 27.0000 – Mathematics and Statistics

Part-time undergraduate students

- Report Hispanic/Latino individuals of any race as Hispanic/Latino
- Report race for non-Hispanic/Latino individuals only

Men

Enrolled for <u>credit</u>	Degree/certificate-seeking			Total degree/certificate-seeking	Non-degree/ non-certificate-seeking	Total, <u>part-time</u> <u>undergraduate</u> students
	<u>First-time</u>	<u>Non-first-time</u>				
		<u>Transfer-in</u>	<u>Continuing/ Returning</u>			
<u>U.S. Nonresident</u>	<input type="text"/>	<input type="text"/>	<input type="text"/>	0	<input type="text"/>	0
<u>Hispanic/Latino</u>	<input type="text"/>	<input type="text"/>	4	4	<input type="text"/>	4
<u>American Indian or Alaska Native</u>	<input type="text"/>	<input type="text"/>	<input type="text"/>	0	<input type="text"/>	0
<u>Asian</u>	<input type="text"/>	<input type="text"/>	1	1	<input type="text"/>	1
<u>Black or African American</u>	1	<input type="text"/>	6	7	<input type="text"/>	7
<u>Native Hawaiian or Other Pacific Islander</u>	<input type="text"/>	<input type="text"/>	<input type="text"/>	0	<input type="text"/>	0
<u>White</u>	<input type="text"/>	2	6	8	<input type="text"/>	8
Two or more races	<input type="text"/>	<input type="text"/>	2	2	<input type="text"/>	2
<u>Race/ethnicity unknown</u>	<input type="text"/>	<input type="text"/>	<input type="text"/>	0	<input type="text"/>	0
Total men	1	2	19	22	0	22

Women

Enrolled for <u>credit</u>	Degree/certificate-seeking			Total degree/certificate-seeking	Non-degree/ non-certificate-seeking	Total, <u>part-time</u> <u>undergraduate</u> students
	<u>First-time</u>	<u>Non-first-time</u>				
		<u>Transfer-in</u>	<u>Continuing/ Returning</u>			
<u>U.S. Nonresident</u>	<input type="text"/>	<input type="text"/>	2	2	<input type="text"/>	2
<u>Hispanic/Latino</u>	<input type="text"/>	1	3	4	<input type="text"/>	4
<u>American Indian or Alaska Native</u>	<input type="text"/>	<input type="text"/>	<input type="text"/>	0	<input type="text"/>	0
<u>Asian</u>	<input type="text"/>	<input type="text"/>	2	2	<input type="text"/>	2
<u>Black or African American</u>	<input type="text"/>	1	3	4	<input type="text"/>	4
<u>Native Hawaiian or Other Pacific Islander</u>	<input type="text"/>	<input type="text"/>	<input type="text"/>	0	<input type="text"/>	0
<u>White</u>	<input type="text"/>	<input type="text"/>	4	4	<input type="text"/>	4
Two or more races	<input type="text"/>	1	1	2	<input type="text"/>	2
<u>Race/ethnicity unknown</u>	<input type="text"/>	<input type="text"/>	<input type="text"/>	0	<input type="text"/>	0
Total women	0	3	15	18	0	18
Grand total (men+women)	1	5	34	40	0	40
Grand total (men+women) 2020-21		5	25	30		30

Institution: Florida Atlantic University (133669)

User ID: P1336693

Part A - Fall Enrollment for Part-time Undergraduate Students: CIP CODE:40.0000

Enrollment as of the institution's **official fall reporting date** or as of **October 15, 2022**

CIP CODE: 40.0000 – Physical Sciences

Part-time undergraduate students

- Report Hispanic/Latino individuals of any race as Hispanic/Latino
- Report race for non-Hispanic/Latino individuals only

Men

Enrolled for <u>credit</u>	Degree/certificate-seeking			Total degree/certificate-seeking	Non-degree/ non-certificate-seeking	Total, <u>part-time</u> <u>undergraduate</u> students
	<u>First-time</u>	<u>Non-first-time</u>				
		<u>Transfer-in</u>	<u>Continuing/ Returning</u>			
<u>U.S. Nonresident</u>	<input type="text"/>	<input type="text"/>	<input type="text" value="2"/>	2	<input type="text"/>	2
<u>Hispanic/Latino</u>	<input type="text"/>	<input type="text"/>	<input type="text" value="15"/>	15	<input type="text"/>	15
<u>American Indian or Alaska Native</u>	<input type="text"/>	<input type="text"/>	<input type="text"/>	0	<input type="text"/>	0
<u>Asian</u>	<input type="text"/>	<input type="text"/>	<input type="text" value="1"/>	1	<input type="text"/>	1
<u>Black or African American</u>	<input type="text"/>	<input type="text" value="1"/>	<input type="text" value="7"/>	8	<input type="text"/>	8
<u>Native Hawaiian or Other Pacific Islander</u>	<input type="text"/>	<input type="text"/>	<input type="text" value="1"/>	1	<input type="text"/>	1
<u>White</u>	<input type="text"/>	<input type="text" value="1"/>	<input type="text" value="15"/>	16	<input type="text"/>	16
Two or more races	<input type="text"/>	<input type="text"/>	<input type="text" value="1"/>	1	<input type="text"/>	1
<u>Race and ethnicity unknown</u>	<input type="text"/>	<input type="text"/>	<input type="text" value="1"/>	1	<input type="text"/>	1
Total men	0	2	43	45	0	45

Women

Enrolled for <u>credit</u>	Degree/certificate-seeking			Total degree/certificate-seeking	Non-degree/ non-certificate-seeking	Total, <u>part-time</u> <u>undergraduate</u> students
	<u>First-time</u>	<u>Non-first-time</u>				
		<u>Transfer-in</u>	<u>Continuing/ Returning</u>			
<u>U.S. Nonresident</u>	<input type="text"/>	<input type="text"/>	<input type="text" value="1"/>	1	<input type="text"/>	1
<u>Hispanic/Latino</u>	<input type="text"/>	<input type="text" value="1"/>	<input type="text" value="16"/>	17	<input type="text"/>	17
<u>American Indian or Alaska Native</u>	<input type="text"/>	<input type="text"/>	<input type="text"/>	0	<input type="text"/>	0
<u>Asian</u>	<input type="text" value="1"/>	<input type="text"/>	<input type="text"/>	1	<input type="text"/>	1
<u>Black or African American</u>	<input type="text"/>	<input type="text" value="1"/>	<input type="text" value="10"/>	11	<input type="text"/>	11
<u>Native Hawaiian or Other Pacific Islander</u>	<input type="text"/>	<input type="text"/>	<input type="text"/>	0	<input type="text"/>	0
<u>White</u>	<input type="text"/>	<input type="text" value="2"/>	<input type="text" value="17"/>	19	<input type="text"/>	19
Two or more races	<input type="text"/>	<input type="text"/>	<input type="text" value="1"/>	1	<input type="text"/>	1
<u>Race and ethnicity unknown</u>	<input type="text"/>	<input type="text"/>	<input type="text" value="1"/>	1	<input type="text"/>	1
Total women	1	4	46	51	0	51
Grand total (men+women)	1	6	89	96	0	96
Grand total (men+women) 2020-21	6	15	86	107		107

Institution: Florida Atlantic University (133669)

User ID: P1336693

Part A - Fall Enrollment for Part-time Undergraduate Students: CIP CODE:52.0000

Enrollment as of the institution's **official fall reporting date** or as of **October 15, 2022**

CIP CODE: 52.0000 – Business, Management, Marketing and Related Support Services

Part-time undergraduate students

- Report Hispanic/Latino individuals of any race as Hispanic/Latino
- Report race for non-Hispanic/Latino individuals only

Men

Enrolled for <u>credit</u>	Degree/certificate-seeking			Total degree/certificate-seeking	Non-degree/ non-certificate-seeking	Total, <u>part-time</u> <u>undergraduate</u> students
	First-time	Non-first-time				
		Transfer-in	Continuing/ Returning			
<u>U.S. Nonresident</u>	5	4	16	25		25
<u>Hispanic/Latino</u>	57	37	172	266		266
<u>American Indian or Alaska Native</u>	1			1		1
<u>Asian</u>	9	5	21	35		35
<u>Black or African American</u>	32	25	89	146		146
<u>Native Hawaiian or Other Pacific Islander</u>				0		0
<u>White</u>	143	47	242	432		432
Two or more races	10	7	23	40		40
<u>Race and ethnicity unknown</u>	6	1	5	12		12
Total men	263	126	568	957	0	957

Women

Enrolled for <u>credit</u>	Degree/certificate-seeking			Total degree/certificate-seeking	Non-degree/ non-certificate-seeking	Total, <u>part-time</u> <u>undergraduate</u> students
	First-time	Non-first-time				
		Transfer-in	Continuing/ Returning			
<u>U.S. Nonresident</u>		3	15	18		18
<u>Hispanic/Latino</u>	51	53	224	328		328
<u>American Indian or Alaska Native</u>			1	1		1
<u>Asian</u>	2	4	24	30		30
<u>Black or African American</u>	24	33	99	156		156
<u>Native Hawaiian or Other Pacific Islander</u>			2	2		2
<u>White</u>	99	31	192	322		322
Two or more races	5	4	12	21		21
<u>Race and ethnicity unknown</u>	2		2	4		4
Total women	183	128	571	882	0	882
Grand total (men+women)	446	254	1,139	1,839	0	1,839
Grand total (men+women) 2020-21	379	316	1,361	2,056	1	2,057

Institution: Florida Atlantic University (133669)

User ID: P1336693

Part A - Fall Enrollment for Undergraduate Students Total

Enrollment as of the institution's **official fall reporting date** or as of **October 15, 2022**Undergraduate Students**Men**

Students enrolled for credit	Total full-time undergraduate students	Total part-time undergraduate students	Grand total, all undergraduate students
<u>U.S. Nonresident</u>	257	94	351
<u>Hispanic/Latino</u>	1,831	1,076	2,907
<u>American Indian or Alaska Native</u>	6	8	14
<u>Asian</u>	316	148	464
<u>Black or African American</u>	1,052	622	1,674
<u>Native Hawaiian or Other Pacific Islander</u>	3	4	7
<u>White</u>	2,946	1,335	4,281
Two or more races	262	133	395
<u>Race and ethnicity unknown</u>	98	32	130
Total men	6,771	3,452	10,223

Women

Students enrolled for credit	Total full-time students	Total part-time students	Grand total, all students
<u>U.S. Nonresident</u>	268	88	356
<u>Hispanic/Latino</u>	2,591	1,471	4,062
<u>American Indian or Alaska Native</u>	9	8	17
<u>Asian</u>	406	174	580
<u>Black or African American</u>	1,680	1,101	2,781
<u>Native Hawaiian or Other Pacific Islander</u>	12	7	19
<u>White</u>	3,924	1,526	5,450
Two or more races	404	161	565
<u>Race and ethnicity unknown</u>	101	37	138
Total women	9,395	4,573	13,968

Grand Total (men+women)	16,166	8,025	24,191
--------------------------------	---------------	--------------	---------------

Institution: Florida Atlantic University (133669)

User ID: P1336693

Part A - Fall Enrollment for Graduate Students

Enrollment as of the institution's **official fall reporting date** or as of **October 15, 2022**Graduate Students

Race/Ethnicity Reporting Reminder:

- Report Hispanic/Latino individuals of any race as Hispanic/Latino
- Report race for non-Hispanic/Latino individuals only

Graduate Student Reporting Reminder:

- Report all postbaccalaureate degree and certificate students as graduate students, including any doctor's-professional practice students (formerly first-professional)
- Even though Teacher Preparation certificate programs may require a bachelor's degree for admission, they are considered subbaccalaureate undergraduate programs, and students in these programs are undergraduate students.

Men

Enrolled for <u>credit</u>	Total <u>full-time</u>	Total <u>part-time</u>	Total graduate students
<u>U.S. Nonresident</u>	302	65	367
<u>Hispanic/Latino</u>	159	248	407
<u>American Indian or Alaska Native</u>	1		1
<u>Asian</u>	61	59	120
<u>Black or African American</u>	90	172	262
<u>Native Hawaiian or Other Pacific Islander</u>			0
<u>White</u>	384	485	869
Two or more races	33	38	71
<u>Race and ethnicity unknown</u>	13	2	15
Total men	1,043	1,069	2,112
Total men prior year	915	1,120	2,035

Women

Enrolled for <u>credit</u>	Total <u>full-time</u>	Total <u>part-time</u>	Total graduate students
<u>U.S. Nonresident</u>	227	83	310
<u>Hispanic/Latino</u>	305	415	720
<u>American Indian or Alaska Native</u>	1	1	2
<u>Asian</u>	79	80	159
<u>Black or African American</u>	268	416	684
<u>Native Hawaiian or Other Pacific Islander</u>		1	1
<u>White</u>	579	698	1,277
Two or more races	50	66	116
<u>Race and ethnicity unknown</u>	16	4	20
Total women	1,525	1,764	3,289
Total women prior year	1,460	1,861	3,321

Grand total (men+women)	2,568	2,833	5,401
Grand total (men+women) prior year	2,375	2,981	5,356

Institution: Florida Atlantic University (133669)

User ID: P1336693

Part A - Fall Enrollment for Graduate Students: CIP CODE:13.0000

Enrollment as of the institution's official fall reporting date or as of October 15, 2022

CIP CODE: 13.0000 – Education

Graduate students

- Report Hispanic/Latino individuals of any race as Hispanic/Latino
- Report race for non-Hispanic/Latino individuals only
- Report all postbaccalaureate degree and certificate students as graduate students, including any doctor's-professional practice students (formerly first-professional)

Men

Students enrolled for <u>credit</u>	Total <u>full-time</u>	Total <u>part-time</u>	Total graduate students
<u>U.S. Nonresident</u>	<input type="text" value="1"/>	<input type="text" value="1"/>	2
<u>Hispanic/Latino</u>	<input type="text" value="6"/>	<input type="text" value="16"/>	22
<u>American Indian or Alaska Native</u>	<input type="text"/>	<input type="text"/>	0
<u>Asian</u>	<input type="text" value="1"/>	<input type="text" value="2"/>	3
<u>Black or African American</u>	<input type="text" value="7"/>	<input type="text" value="33"/>	40
<u>Native Hawaiian or Other Pacific Islander</u>	<input type="text"/>	<input type="text"/>	0
<u>White</u>	<input type="text" value="18"/>	<input type="text" value="57"/>	75
Two or more races	<input type="text" value="1"/>	<input type="text" value="1"/>	2
<u>Race and ethnicity unknown</u>	<input type="text"/>	<input type="text"/>	0
Total men	34	110	144

Women

Students enrolled for <u>credit</u>	Total <u>full-time</u>	Total <u>part-time</u>	Total graduate students
<u>U.S. Nonresident</u>	<input type="text" value="8"/>	<input type="text" value="3"/>	11
<u>Hispanic/Latino</u>	<input type="text" value="39"/>	<input type="text" value="71"/>	110
<u>American Indian or Alaska Native</u>	<input type="text"/>	<input type="text"/>	0
<u>Asian</u>	<input type="text" value="6"/>	<input type="text" value="10"/>	16
<u>Black or African American</u>	<input type="text" value="49"/>	<input type="text" value="114"/>	163
<u>Native Hawaiian or Other Pacific Islander</u>	<input type="text"/>	<input type="text" value="1"/>	1
<u>White</u>	<input type="text" value="100"/>	<input type="text" value="156"/>	256
Two or more races	<input type="text" value="6"/>	<input type="text" value="15"/>	21
<u>Race and ethnicity unknown</u>	<input type="text" value="1"/>	<input type="text"/>	1
Total women	209	370	579

Grand total (men+women)	243	480	723
Grand total (men+women) 2020-21	242	502	744

Institution: Florida Atlantic University (133669)

User ID: P1336693

Part A - Fall Enrollment for Graduate Students: CIP CODE:14.0000

Enrollment as of the institution's **official fall reporting date** or as of **October 15, 2022**

CIP CODE: 14.0000 – Engineering

Graduate students

- Report Hispanic/Latino individuals of any race as Hispanic/Latino
- Report race for non-Hispanic/Latino individuals only
- Report all postbaccalaureate degree and certificate students as graduate students, including any doctor's-professional practice students (formerly first-professional)

Men

Students enrolled for <u>credit</u>	Total <u>full-time</u>	Total <u>part-time</u>	Total graduate students
<u>U.S. Nonresident</u>	60	20	80
<u>Hispanic/Latino</u>	13	19	32
<u>American Indian or Alaska Native</u>			0
<u>Asian</u>	3	7	10
<u>Black or African American</u>	5	17	22
<u>Native Hawaiian or Other Pacific Islander</u>			0
<u>White</u>	13	34	47
Two or more races	3	4	7
<u>Race and ethnicity unknown</u>			0
Total men	97	101	198

Women

Students enrolled for <u>credit</u>	Total <u>full-time</u>	Total <u>part-time</u>	Total graduate students
<u>U.S. Nonresident</u>	17	10	27
<u>Hispanic/Latino</u>	9	6	15
<u>American Indian or Alaska Native</u>			0
<u>Asian</u>	5	4	9
<u>Black or African American</u>	1	3	4
<u>Native Hawaiian or Other Pacific Islander</u>			0
<u>White</u>	5	12	17
Two or more races	2	2	4
<u>Race and ethnicity unknown</u>			0
Total women	39	37	76

Grand total (men+women)	136	138	274
Grand total (men+women) 2020-21	100	129	229

Institution: Florida Atlantic University (133669)

User ID: P1336693

Part A - Fall Enrollment for Graduate Students: CIP CODE:26.0000

Enrollment as of the institution's **official fall reporting date** or as of **October 15, 2022**

CIP CODE: 26.0000 – Biological and Biomedical Sciences

Graduate students

- Report Hispanic/Latino individuals of any race as Hispanic/Latino
- Report race for non-Hispanic/Latino individuals only
- Report all postbaccalaureate degree and certificate students as graduate students, including any doctor's-professional practice students (formerly first-professional)

Men

Students enrolled for <u>credit</u>	Total <u>full-time</u>	Total <u>part-time</u>	Total graduate students
<u>U.S. Nonresident</u>	10		10
<u>Hispanic/Latino</u>	8	8	16
<u>American Indian or Alaska Native</u>			0
<u>Asian</u>	2	2	4
<u>Black or African American</u>	3	1	4
<u>Native Hawaiian or Other Pacific Islander</u>			0
<u>White</u>	14	17	31
Two or more races	5	1	6
<u>Race and ethnicity unknown</u>			0
Total men	42	29	71

Women

Students enrolled for <u>credit</u>	Total <u>full-time</u>	Total <u>part-time</u>	Total graduate students
<u>U.S. Nonresident</u>	10	3	13
<u>Hispanic/Latino</u>	17	8	25
<u>American Indian or Alaska Native</u>			0
<u>Asian</u>	4	6	10
<u>Black or African American</u>	9	3	12
<u>Native Hawaiian or Other Pacific Islander</u>			0
<u>White</u>	41	23	64
Two or more races	1	5	6
<u>Race and ethnicity unknown</u>	1		1
Total women	83	48	131

Grand total (men+women)	125	77	202
Grand total (men+women) 2020-21	98	85	183

Institution: Florida Atlantic University (133669)

User ID: P1336693

Part A - Fall Enrollment for Graduate Students: CIP CODE:27.0000

Enrollment as of the institution's **official fall reporting date** or as of **October 15, 2022**

CIP CODE: 27.0000 – Mathematics and Statistics

Graduate students

- Report Hispanic/Latino individuals of any race as Hispanic/Latino
- Report race for non-Hispanic/Latino individuals only
- Report all postbaccalaureate degree and certificate students as graduate students, including any doctor's-professional practice students (formerly first-professional)

Men

Students enrolled for <u>credit</u>	Total <u>full-time</u>	Total <u>part-time</u>	Total graduate students
<u>U.S. Nonresident</u>	<input type="text" value="6"/>	<input type="text" value="6"/>	12
<u>Hispanic/Latino</u>	<input type="text" value="1"/>	<input type="text" value="5"/>	6
<u>American Indian or Alaska Native</u>	<input type="text"/>	<input type="text"/>	0
<u>Asian</u>	<input type="text"/>	<input type="text" value="1"/>	1
<u>Black or African American</u>	<input type="text" value="1"/>	<input type="text" value="2"/>	3
<u>Native Hawaiian or Other Pacific Islander</u>	<input type="text"/>	<input type="text"/>	0
<u>White</u>	<input type="text" value="8"/>	<input type="text" value="8"/>	16
Two or more races	<input type="text" value="1"/>	<input type="text"/>	1
<u>Race/ethnicity unknown</u>	<input type="text"/>	<input type="text"/>	0
Total men	17	22	39

Women

Students enrolled for <u>credit</u>	Total <u>full-time</u>	Total <u>part-time</u>	Total graduate students
<u>U.S. Nonresident</u>	<input type="text" value="1"/>	<input type="text" value="4"/>	5
<u>Hispanic/Latino</u>	<input type="text"/>	<input type="text" value="3"/>	3
<u>American Indian or Alaska Native</u>	<input type="text"/>	<input type="text"/>	0
<u>Asian</u>	<input type="text" value="1"/>	<input type="text"/>	1
<u>Black or African American</u>	<input type="text" value="1"/>	<input type="text" value="3"/>	4
<u>Native Hawaiian or Other Pacific Islander</u>	<input type="text"/>	<input type="text"/>	0
<u>White</u>	<input type="text" value="2"/>	<input type="text" value="4"/>	6
Two or more races	<input type="text"/>	<input type="text" value="1"/>	1
<u>Race/ethnicity unknown</u>	<input type="text"/>	<input type="text"/>	0
Total women	5	15	20

Grand total (men+women)	22	37	59
Grand total (men+women) 2020-21	22	30	52

Institution: Florida Atlantic University (133669)

User ID: P1336693

Part A - Fall Enrollment for Graduate Students: CIP CODE:40.0000

Enrollment as of the institution's **official fall reporting date** or as of **October 15, 2022**

CIP CODE: 40.0000 – Physical Sciences

Graduate students

- Report Hispanic/Latino individuals of any race as Hispanic/Latino
- Report race for non-Hispanic/Latino individuals only
- Report all postbaccalaureate degree and certificate students as graduate students, including any doctor's-professional practice students (formerly first-professional)

Men

Students enrolled for <u>credit</u>	Total <u>full-time</u>	Total <u>part-time</u>	Total graduate students
<u>U.S. Nonresident</u>	<input type="text" value="15"/>	<input type="text" value="13"/>	28
<u>Hispanic/Latino</u>	<input type="text" value="1"/>	<input type="text" value="5"/>	6
<u>American Indian or Alaska Native</u>	<input type="text"/>	<input type="text"/>	0
<u>Asian</u>	<input type="text" value="1"/>	<input type="text"/>	1
<u>Black or African American</u>	<input type="text"/>	<input type="text" value="2"/>	2
<u>Native Hawaiian or Other Pacific Islander</u>	<input type="text"/>	<input type="text"/>	0
<u>White</u>	<input type="text" value="4"/>	<input type="text" value="20"/>	24
Two or more races	<input type="text" value="2"/>	<input type="text"/>	2
<u>Race and ethnicity unknown</u>	<input type="text"/>	<input type="text"/>	0
Total men	23	40	63

Women

Students enrolled for <u>credit</u>	Total <u>full-time</u>	Total <u>part-time</u>	Total graduate students
<u>U.S. Nonresident</u>	<input type="text" value="8"/>	<input type="text" value="10"/>	18
<u>Hispanic/Latino</u>	<input type="text" value="3"/>	<input type="text" value="7"/>	10
<u>American Indian or Alaska Native</u>	<input type="text"/>	<input type="text"/>	0
<u>Asian</u>	<input type="text"/>	<input type="text"/>	0
<u>Black or African American</u>	<input type="text"/>	<input type="text"/>	0
<u>Native Hawaiian or Other Pacific Islander</u>	<input type="text"/>	<input type="text"/>	0
<u>White</u>	<input type="text" value="7"/>	<input type="text" value="17"/>	24
Two or more races	<input type="text" value="1"/>	<input type="text"/>	1
<u>Race and ethnicity unknown</u>	<input type="text"/>	<input type="text"/>	0
Total women	19	34	53

Grand total (men+women)	42	74	116
Grand total (men+women) 2020-21	54	70	124

Institution: Florida Atlantic University (133669)

Part A - Fall Enrollment for Graduate Students: CIP CODE:52.0000

Enrollment as of the institution's official fall reporting date or as of October 15, 2022

CIP CODE: 52.0000 – Business, Management, Marketing and Related Support Services

Graduate students

- Report Hispanic/Latino individuals of any race as Hispanic/Latino
- Report race for non-Hispanic/Latino individuals only
- Report all postbaccalaureate degree and certificate students as graduate students, including any doctor's-professional practice students (formerly first-professional)

Men

Students enrolled for <u>credit</u>	Total <u>full-time</u>	Total <u>part-time</u>	Total graduate students
<u>U.S. Nonresident</u>	30	9	39
<u>Hispanic/Latino</u>	67	105	172
<u>American Indian or Alaska Native</u>			0
<u>Asian</u>	11	21	32
<u>Black or African American</u>	38	53	91
<u>Native Hawaiian or Other Pacific Islander</u>			0
<u>White</u>	165	178	343
Two or more races	11	14	25
<u>Race and ethnicity unknown</u>			0
Total men	322	380	702

Women

Students enrolled for <u>credit</u>	Total <u>full-time</u>	Total <u>part-time</u>	Total graduate students
<u>U.S. Nonresident</u>	43	11	54
<u>Hispanic/Latino</u>	81	132	213
<u>American Indian or Alaska Native</u>		1	1
<u>Asian</u>	19	26	45
<u>Black or African American</u>	67	88	155
<u>Native Hawaiian or Other Pacific Islander</u>			0
<u>White</u>	113	171	284
Two or more races	14	14	28
<u>Race and ethnicity unknown</u>		1	1
Total women	337	444	781

Grand total (men+women)	659	824	1,483
Grand total (men+women) 2020-21	567	926	1,493

Institution: Florida Atlantic University (133669)

User ID: P1336693

Part A - Fall Enrollment for Graduate Students: CIP CODE:51.1201

Enrollment as of the institution's official fall reporting date or as of October 15, 2022

CIP CODE: 51.1201 – Medicine (M.D.)

- Report Hispanic/Latino individuals of any race as Hispanic/Latino
- Report race for non-Hispanic/Latino individuals only

Men

Students enrolled for <u>credit</u>	Total <u>full-time</u>	Total <u>part-time</u>	Total
<u>U.S. Nonresident</u>	<input type="text"/>	<input type="text"/>	0
<u>Hispanic/Latino</u>	<input type="text" value="10"/>	<input type="text"/>	10
<u>American Indian or Alaska Native</u>	<input type="text" value="1"/>	<input type="text"/>	1
<u>Asian</u>	<input type="text" value="32"/>	<input type="text"/>	32
<u>Black or African American</u>	<input type="text" value="6"/>	<input type="text"/>	6
<u>Native Hawaiian or Other Pacific Islander</u>	<input type="text"/>	<input type="text"/>	0
<u>White</u>	<input type="text" value="56"/>	<input type="text"/>	56
Two or more races	<input type="text" value="3"/>	<input type="text"/>	3
<u>Race and ethnicity unknown</u>	<input type="text" value="11"/>	<input type="text"/>	11
Total men	119	0	119

Women

Students enrolled for <u>credit</u>	Total <u>full-time</u>	Total <u>part-time</u>	Total
<u>U.S. Nonresident</u>	<input type="text"/>	<input type="text"/>	0
<u>Hispanic/Latino</u>	<input type="text" value="15"/>	<input type="text"/>	15
<u>American Indian or Alaska Native</u>	<input type="text" value="1"/>	<input type="text"/>	1
<u>Asian</u>	<input type="text" value="28"/>	<input type="text"/>	28
<u>Black or African American</u>	<input type="text" value="10"/>	<input type="text"/>	10
<u>Native Hawaiian or Other Pacific Islander</u>	<input type="text"/>	<input type="text"/>	0
<u>White</u>	<input type="text" value="72"/>	<input type="text"/>	72
Two or more races	<input type="text" value="1"/>	<input type="text"/>	1
<u>Race and ethnicity unknown</u>	<input type="text" value="13"/>	<input type="text"/>	13
Total women	140	0	140
Grand total (men+women)	259	0	259
Grand total (men+women) 2020-21	253		253

Institution: Florida Atlantic University (133669)

User ID: P1336693

Part A - Fall Enrollment - Summary - Grand Totals

Fall Enrollment Summary

Men

Students enrolled for credit	Total full-time students	Total part-time students	Grand total, all students
<u>U.S. Nonresident</u>	559	159	718
<u>Hispanic/Latino</u>	1,990	1,324	3,314
<u>American Indian or Alaska Native</u>	7	8	15
<u>Asian</u>	377	207	584
<u>Black or African American</u>	1,142	794	1,936
<u>Native Hawaiian or Other Pacific Islander</u>	3	4	7
<u>White</u>	3,330	1,820	5,150
Two or more races	295	171	466
<u>Race and ethnicity unknown</u>	111	34	145
Total men	7,814	4,521	12,335

Women

Students enrolled for credit	Total full-time students	Total part-time students	Grand total, all students
<u>U.S. Nonresident</u>	495	171	666
<u>Hispanic/Latino</u>	2,896	1,886	4,782
<u>American Indian or Alaska Native</u>	10	9	19
<u>Asian</u>	485	254	739
<u>Black or African American</u>	1,948	1,517	3,465
<u>Native Hawaiian or Other Pacific Islander</u>	12	8	20
<u>White</u>	4,503	2,224	6,727
Two or more races	454	227	681
<u>Race and ethnicity unknown</u>	117	41	158
Total women	10,920	6,337	17,257
Grand Total (men+women)	18,734	10,858	29,592

Institution: Florida Atlantic University (133669)

User ID: P1336693

Part A - Fall Enrollment - Summary: CIP CODE:13.0000

Fall Enrollment Totals

CIP CODE: 13.0000 – Education

Men

Students enrolled for credit	Total full-time students	Total part-time students	Grand total, all students
<u>U.S. Nonresident</u>	1	1	2
<u>Hispanic/Latino</u>	23	33	56
<u>American Indian or Alaska Native</u>	0	0	0
<u>Asian</u>	3	4	7
<u>Black or African American</u>	17	38	55
<u>Native Hawaiian or Other Pacific Islander</u>	0	0	0
<u>White</u>	50	77	127
Two or more races	3	4	7
<u>Race and ethnicity unknown</u>	0	0	0
Total men	97	157	254

Women

Students enrolled for credit	Total full-time students	Total part-time students	Grand total, all students
<u>U.S. Nonresident</u>	13	9	22
<u>Hispanic/Latino</u>	158	172	330
<u>American Indian or Alaska Native</u>	0	1	1
<u>Asian</u>	17	14	31
<u>Black or African American</u>	109	179	288
<u>Native Hawaiian or Other Pacific Islander</u>	1	1	2
<u>White</u>	388	310	698
Two or more races	23	24	47
<u>Race and ethnicity unknown</u>	6	4	10
Total women	715	714	1,429

Grand Total (men+women)	812	871	1,683
--------------------------------	------------	------------	--------------

Institution: Florida Atlantic University (133669)

User ID: P1336693

Part A - Fall Enrollment - Summary: CIP CODE:14.0000

Fall Enrollment Totals

CIP CODE: 14.0000 – Engineering

Men

Students enrolled for credit	Total full-time students	Total part-time students	Grand total, all students
<u>U.S. Nonresident</u>	106	43	149
<u>Hispanic/Latino</u>	242	208	450
<u>American Indian or Alaska Native</u>	0	2	2
<u>Asian</u>	59	46	105
<u>Black or African American</u>	111	124	235
<u>Native Hawaiian or Other Pacific Islander</u>	0	2	2
<u>White</u>	341	230	571
Two or more races	33	27	60
<u>Race and ethnicity unknown</u>	14	3	17
Total men	906	685	1,591

Women

Students enrolled for credit	Total full-time students	Total part-time students	Grand total, all students
<u>U.S. Nonresident</u>	23	14	37
<u>Hispanic/Latino</u>	60	56	116
<u>American Indian or Alaska Native</u>	0	0	0
<u>Asian</u>	15	13	28
<u>Black or African American</u>	32	17	49
<u>Native Hawaiian or Other Pacific Islander</u>	0	0	0
<u>White</u>	75	55	130
Two or more races	13	5	18
<u>Race and ethnicity unknown</u>	3	1	4
Total women	221	161	382

Grand Total (men+women)	1,127	846	1,973
--------------------------------	--------------	------------	--------------

Institution: Florida Atlantic University (133669)

User ID: P1336693

Part A - Fall Enrollment - Summary: CIP CODE:26.0000

Fall Enrollment Totals

CIP CODE: 26.0000 – Biological and Biomedical Sciences

Men

Students enrolled for credit	Total full-time students	Total part-time students	Grand total, all students
<u>U.S. Nonresident</u>	22	3	25
<u>Hispanic/Latino</u>	143	60	203
<u>American Indian or Alaska Native</u>	0	1	1
<u>Asian</u>	30	7	37
<u>Black or African American</u>	58	39	97
<u>Native Hawaiian or Other Pacific Islander</u>	0	0	0
<u>White</u>	149	58	207
Two or more races	19	6	25
<u>Race and ethnicity unknown</u>	6	0	6
Total men	427	174	601

Women

Students enrolled for credit	Total full-time students	Total part-time students	Grand total, all students
<u>U.S. Nonresident</u>	41	12	53
<u>Hispanic/Latino</u>	317	134	451
<u>American Indian or Alaska Native</u>	1	0	1
<u>Asian</u>	50	27	77
<u>Black or African American</u>	246	100	346
<u>Native Hawaiian or Other Pacific Islander</u>	0	2	2
<u>White</u>	371	111	482
Two or more races	35	19	54
<u>Race and ethnicity unknown</u>	11	2	13
Total women	1,072	407	1,479

Grand Total (men+women)	1,499	581	2,080
--------------------------------	--------------	------------	--------------

Institution: Florida Atlantic University (133669)

User ID: P1336693

Part A - Fall Enrollment - Summary: CIP CODE:27.0000

Fall Enrollment Totals

CIP CODE: 27.0000 – Mathematics and Statistics

Men

Students enrolled for credit	Total full-time students	Total part-time students	Grand total, all students
<u>U.S. Nonresident</u>	6	6	12
<u>Hispanic/Latino</u>	5	9	14
<u>American Indian or Alaska Native</u>	0	0	0
<u>Asian</u>	0	2	2
<u>Black or African American</u>	1	9	10
<u>Native Hawaiian or Other Pacific Islander</u>	0	0	0
<u>White</u>	20	16	36
Two or more races	1	2	3
<u>Race and ethnicity unknown</u>	0	0	0
Total men	33	44	77

Women

Students enrolled for credit	Total full-time students	Total part-time students	Grand total, all students
<u>U.S. Nonresident</u>	3	6	9
<u>Hispanic/Latino</u>	3	7	10
<u>American Indian or Alaska Native</u>	0	0	0
<u>Asian</u>	1	2	3
<u>Black or African American</u>	4	7	11
<u>Native Hawaiian or Other Pacific Islander</u>	0	0	0
<u>White</u>	8	8	16
Two or more races	0	3	3
<u>Race and ethnicity unknown</u>	1	0	1
Total women	20	33	53

Grand Total (men+women)	53	77	130
--------------------------------	-----------	-----------	------------

Institution: Florida Atlantic University (133669)

User ID: P1336693

Part A - Fall Enrollment - Summary: CIP CODE:40.0000

Fall Enrollment Totals

CIP CODE: 40.0000 – Physical Sciences

Men

Students enrolled for credit	Total full-time students	Total part-time students	Grand total, all students
<u>U.S. Nonresident</u>	17	15	32
<u>Hispanic/Latino</u>	22	20	42
<u>American Indian or Alaska Native</u>	0	0	0
<u>Asian</u>	3	1	4
<u>Black or African American</u>	6	10	16
<u>Native Hawaiian or Other Pacific Islander</u>	0	1	1
<u>White</u>	42	36	78
Two or more races	4	1	5
<u>Race and ethnicity unknown</u>	0	1	1
Total men	94	85	179

Women

Students enrolled for credit	Total full-time students	Total part-time students	Grand total, all students
<u>U.S. Nonresident</u>	12	11	23
<u>Hispanic/Latino</u>	28	24	52
<u>American Indian or Alaska Native</u>	0	0	0
<u>Asian</u>	8	1	9
<u>Black or African American</u>	10	11	21
<u>Native Hawaiian or Other Pacific Islander</u>	0	0	0
<u>White</u>	38	36	74
Two or more races	5	1	6
<u>Race and ethnicity unknown</u>	2	1	3
Total women	103	85	188

Grand Total (men+women)	197	170	367
--------------------------------	------------	------------	------------

Institution: Florida Atlantic University (133669)

User ID: P1336693

Part A - Fall Enrollment - Summary: CIP CODE:52.0000

Fall Enrollment Totals

CIP CODE: 52.0000 – Business, Management, Marketing and Related Support Services

Men

Students enrolled for credit	Total full-time students	Total part-time students	Grand total, all students
<u>U.S. Nonresident</u>	123	34	157
<u>Hispanic/Latino</u>	654	371	1,025
<u>American Indian or Alaska Native</u>	3	1	4
<u>Asian</u>	91	56	147
<u>Black or African American</u>	357	199	556
<u>Native Hawaiian or Other Pacific Islander</u>	0	0	0
<u>White</u>	1,345	610	1,955
Two or more races	83	54	137
<u>Race and ethnicity unknown</u>	31	12	43
Total men	2,687	1,337	4,024

Women

Students enrolled for credit	Total full-time students	Total part-time students	Grand total, all students
<u>U.S. Nonresident</u>	118	29	147
<u>Hispanic/Latino</u>	571	460	1,031
<u>American Indian or Alaska Native</u>	0	2	2
<u>Asian</u>	85	56	141
<u>Black or African American</u>	326	244	570
<u>Native Hawaiian or Other Pacific Islander</u>	5	2	7
<u>White</u>	1,002	493	1,495
Two or more races	97	35	132
<u>Race and ethnicity unknown</u>	19	5	24
Total women	2,223	1,326	3,549

Grand Total (men+women)	4,910	2,663	7,573
--------------------------------	--------------	--------------	--------------

Part A - Fall Enrollment- Gender Unknown or another gender than Men/Women categories

Part A - Fall Enrollment - Gender Unknown or another gender than Provided Categories

- The 'gender unknown' category is to report students for whom the institution does not know a gender.
- Institutions should not ask students that do not select a binary gender to allocate themselves to a binary gender category; it is up to the institution to allocate unknown students and students that indicate another gender into the binary categories throughout the forms where required. One commonly used method to allocate students is to use the known portion of men to women.

Is your institution able to report another gender for the 2022-23 data collection? If you indicate 'No', your institution should leave the cells in the rows for 'Another gender' blank (i.e., do not report 0). If you indicate 'Yes', but no students identified as another gender, please enter '0'.

Undergraduate students:

- Yes
- No

Graduate students:

- Yes
- No

Of the total students reported, how many students did you allocate to a binary gender category (Men/Women) because their gender was unknown or another gender than the provided categories?

	Number of students	
	Undergraduate students	Graduate students
Grand total	24,191	5,401
Gender unknown (i.e., gender information is not known or not collected).	<input type="text" value="0"/>	<input type="text" value="0"/>
Another gender (i.e., gender information is known but does not fall into either of the mutually exclusive binary categories provided [Men/Women]).	<input type="text"/>	<input type="text"/>
Total of Gender unknown + Another gender	0	0
Total of Students for whom gender is known and falls into one of the mutually exclusive binary categories provided [Men/Women]	24,191	5,401


Institution: Florida Atlantic University (133669)

User ID: P1336693

Part A - Fall Enrollment by Distance Education Status

Enrollment as of the institution's **official fall reporting date** or as of **October 15, 2022**

	Undergraduate Students		Graduate Students
	Degree/certificate-seeking	Non-degree/non-certificate-seeking	
i Enrolled <i>exclusively</i> in <u>distance education courses</u>	4,084	174	1,960
Enrolled in <i>at least one</i> but not all distance education courses	12,402	352	1,216
<i>Not enrolled</i> in any distance education courses	6,588	591	2,225
Total (from prior part A screens)	23,074	1,117	5,401

 You may use the box below to provide additional context for the data you have reported above. Context notes will be posted on the College Navigator website. Therefore, you should write all context notes using proper grammar (e.g., complete sentences with punctuation) and common language that can be easily understood by students and parents (e.g., spell out acronyms).

Institution: Florida Atlantic University (133669)

User ID: P1336693

Part A - Fall Enrollment by Distance Education Status

Of those students *exclusively* enrolled in distance education courses, report the number that are:

		<u>Undergraduate</u> Students		<u>Graduate</u> Students
		<u>Degree/certificate-seeking</u>	Non-degree/non-certificate-seeking	
Located in	FL	3,934	167	1,795
Located in the U.S. but not in	FL	138	5	157
Located in the U.S. but state/jurisdiction unknown		7	1	5
Located outside the U.S.		3	1	1
Location unknown/unreported		2	0	2
Total students exclusively enrolled in distance education (from section above)		4,084	174	1,960


Institution: Florida Atlantic University (133669)

User ID: P1336693

Part C - Screening Question

Did any of your **first-time degree/certificate-seeking undergraduate** students (reported in Part A) enroll within 12 months of graduating high school or receiving their GED?

- No, we do not have any first-time students who enrolled within 12 months of their high school graduation.
- Yes, we have first-time students who enrolled within 12 months of their high school graduation.

 You may use the box below to provide additional context for the data you have reported above. Context notes will be posted on the College Navigator website. Therefore, you should write all context notes using proper grammar (e.g., complete sentences with punctuation) and common language that can be easily understood by students and parents (e.g., spell out acronyms).

Institution: Florida Atlantic University (133669)

User ID: P1336693

Part C - Residence of First-time Undergraduates

Enrollment as of the institution's **official fall reporting date** or as of **October 15, 2022**

Enter **at least one** zero, where applicable, to verify that the screen has not been skipped.

State of <u>residence</u> when student was first admitted	FIPS Code	i Total <u>first-time</u> degree/certificate-seeking undergraduates (1)	Of students in column 1, those who enrolled within 12 months of high school graduation or receiving their GED (2)
Alabama	01	<input type="text" value="3"/>	<input type="text" value="3"/>
Alaska	02	<input type="text"/>	<input type="text"/>
Arizona	04	<input type="text" value="6"/>	<input type="text" value="6"/>
Arkansas	05	<input type="text"/>	<input type="text"/>
California	06	<input type="text" value="6"/>	<input type="text" value="6"/>
Colorado	08	<input type="text" value="16"/>	<input type="text" value="16"/>
Connecticut	09	<input type="text" value="39"/>	<input type="text" value="38"/>
Delaware	10	<input type="text" value="6"/>	<input type="text" value="6"/>
District of Columbia	11	<input type="text" value="2"/>	<input type="text" value="2"/>
Florida	12	<input type="text" value="3,129"/>	<input type="text" value="3,051"/>
Georgia	13	<input type="text" value="16"/>	<input type="text" value="15"/>
Hawaii	15	<input type="text"/>	<input type="text"/>
Idaho	16	<input type="text"/>	<input type="text"/>
Illinois	17	<input type="text" value="39"/>	<input type="text" value="36"/>
Indiana	18	<input type="text" value="7"/>	<input type="text" value="7"/>
Iowa	19	<input type="text" value="4"/>	<input type="text" value="4"/>
Kansas	20	<input type="text" value="3"/>	<input type="text" value="2"/>
Kentucky	21	<input type="text" value="2"/>	<input type="text" value="2"/>
Louisiana	22	<input type="text" value="3"/>	<input type="text" value="3"/>
Maine	23	<input type="text" value="2"/>	<input type="text" value="2"/>

Institution: Florida Atlantic University (133669)

User ID: P1336693

Part C - Residence of First-time Undergraduates

Enrollment as of the institution's **official fall reporting date** or as of **October 15, 2022**Enter **at least one** zero, where applicable, to verify that the screen has not been skipped.

State of <u>residence</u> when student was first admitted	FIPS Code	Total <u>first-time</u> degree/certificate-seeking undergraduates (1)	Of students in column 1, those who enrolled within 12 months of high school graduation or receiving their GED (2)
Maryland	24	<input type="text" value="47"/>	<input type="text" value="45"/>
Massachusetts	25	<input type="text" value="60"/>	<input type="text" value="58"/>
Michigan	26	<input type="text" value="18"/>	<input type="text" value="18"/>
Minnesota	27	<input type="text" value="10"/>	<input type="text" value="9"/>
Mississippi	28	<input type="text" value="1"/>	<input type="text" value="1"/>
Missouri	29	<input type="text" value="6"/>	<input type="text" value="6"/>
Montana	30	<input type="text" value="1"/>	<input type="text" value="1"/>
Nebraska	31	<input type="text" value="2"/>	<input type="text" value="2"/>
Nevada	32	<input type="text" value="3"/>	<input type="text" value="3"/>
New Hampshire	33	<input type="text" value="22"/>	<input type="text" value="22"/>
New Jersey	34	<input type="text" value="201"/>	<input type="text" value="199"/>
New Mexico	35	<input type="text" value="2"/>	<input type="text" value="2"/>
New York	36	<input type="text" value="229"/>	<input type="text" value="226"/>
North Carolina	37	<input type="text" value="7"/>	<input type="text" value="7"/>
North Dakota	38	<input type="text" value=""/>	<input type="text" value=""/>
Ohio	39	<input type="text" value="28"/>	<input type="text" value="28"/>
Oklahoma	40	<input type="text" value="1"/>	<input type="text" value="1"/>
Oregon	41	<input type="text" value="2"/>	<input type="text" value="2"/>
Pennsylvania	42	<input type="text" value="90"/>	<input type="text" value="88"/>
Rhode Island	44	<input type="text" value="12"/>	<input type="text" value="12"/>

Institution: Florida Atlantic University (133669)


User ID: P1336693

Part C - Residence of First-time Undergraduates

Enrollment as of the institution's **official fall reporting date** or as of **October 15, 2022**

Enter **at least one** zero, where applicable, to verify that the screen has not been skipped.

State of <u>residence</u> when student was first admitted	FIPS Code	Total <u>first-time</u> degree/certificate-seeking undergraduates (1)	Of students in column 1, those who enrolled within 12 months of high school graduation or receiving their GED (2)
South Carolina	45	<input type="text" value="6"/>	<input type="text" value="5"/>
South Dakota	46	<input type="text"/>	<input type="text"/>
Tennessee	47	<input type="text" value="8"/>	<input type="text" value="8"/>
Texas	48	<input type="text" value="17"/>	<input type="text" value="16"/>
Utah	49	<input type="text" value="1"/>	<input type="text" value="1"/>
Vermont	50	<input type="text" value="5"/>	<input type="text" value="5"/>
Virginia	51	<input type="text" value="18"/>	<input type="text" value="17"/>
Washington	53	<input type="text" value="1"/>	<input type="text" value="1"/>
West Virginia	54	<input type="text" value="2"/>	<input type="text" value="2"/>
Wisconsin	55	<input type="text" value="8"/>	<input type="text" value="8"/>
Wyoming	56	<input type="text"/>	<input type="text"/>
<u>State Unknown</u>	57	<input type="text"/>	<input type="text"/>
American Samoa	60	<input type="text"/>	<input type="text"/>
Federated States of Micronesia	64	<input type="text"/>	<input type="text"/>
Guam	66	<input type="text"/>	<input type="text"/>
Marshall Islands	68	<input type="text"/>	<input type="text"/>
Northern Marianas	69	<input type="text"/>	<input type="text"/>
Palau	70	<input type="text"/>	<input type="text"/>
Puerto Rico	72	<input type="text"/>	<input type="text"/>
Virgin Islands	78	<input type="text"/>	<input type="text"/>
Foreign Countries	90	<input type="text" value="165"/>	<input type="text" value="140"/>
Residence unknown/unreported	98	115	
Total first-time degree/certificate-seeking undergraduates (from Part A)		4,371	4,132

 You may use the box below to provide additional context for the data you have reported above. Context notes will be posted on the College Navigator website. Therefore, you should write all context notes using proper grammar (e.g., complete sentences with punctuation) and common language that can be easily understood by students and parents (e.g., spell out acronyms).

Institution: Florida Atlantic University (133669)

User ID: P1336693

Part D - Total Undergraduate Entering Class

Total Undergraduate Entering Class, Fall 2022

D1	Total full-time, first-time degree/certificate-seeking <u>undergraduates</u> from Part A (GR <u>cohort</u>)	3,050
D2	Total <u>first-time</u> degree/certificate-seeking undergraduates (full-time + part-time) from Part A	4,371
D3	Total <u>transfer-in (non-first-time entering)</u> , degree/certificate-seeking undergraduates (full-time + part-time) from Part A	2,280
D4	Total <u>non-degree/non-certificate-seeking</u> undergraduates (full-time + part-time) from Part A	1,117
D5	Of the total non-degree/non-certificate-seeking undergraduates displayed on line D4, the number that are new to the institution in Fall 2022	492
D6	Total <u>entering students</u> at the undergraduate level Note: This is calculated as first-time students (line D2) + students transferring to the institution (line D3) + non-degree/non-certificate-seeking undergraduates entering in Fall 2022 (line D5).	7,143
D7	Percentage of undergraduate entering class represented by your GR <u>cohort</u> (line D1/line D6)	43

Institution: Florida Atlantic University (133669)

User ID: P1336693

Part E - First-time Bachelor's Cohort Retention Rates (Full-time)

Retention Rates - Full-time, First-time Bachelor's Cohort from Fall 2021

Academic reporters determine the cohort and retention as of the institution's official fall reporting date or as of October 15. Program reporters determine the cohort with enrollment any time between August 1 and October 31, 2021 and retention based on August 1, 2022.

The retention rate is calculated by the system after clicking "Save" on the screen. Exclusions are subtracted from and inclusions are added to the original cohort and the resulting adjusted cohort is used for calculating the retention rate.

Retention Data Reporting Reminders:

- Include only **full-time, first-time bachelor's** students in this cohort.
- Determine the full-time cohort using Fall 2021 status (e.g., if a student was full-time in Fall 2021, report them in the full-time cohort regardless of their Fall 2022 status).
- If there are no students to report in the cohort, enter zero. Do not leave the field blank.
- Report in the exclusions box (line E2a) the number of students from the cohort who left the institution for any of the following reasons: died or were totally and permanently disabled; to serve in the armed forces (including those called to active duty); to serve with a foreign aid service of the Federal Government (e.g., Peace Corps); or to serve on official church missions.
- Report in the inclusion box (line E2b) first-time bachelor's-seeking study abroad students who were excluded from the first-time cohort (line E1) but who have re-enrolled at the institution their second year.

FULL-TIME, FIRST-TIME BACHELOR'S COHORT RETENTION:			Prior year data (Fall 2020 cohort)	
E1	Full-time, first-time Fall 2021 bachelor's cohort	<input checked="" type="checkbox"/> 2,508	2,975	
E2a	<u>Exclusions</u> from the Fall 2021 cohort	3	8	
E2b	Inclusion to the Fall 2021 cohort	0	0	
E3	Adjusted Fall 2021 cohort (line E1- E2a + E2b)	2,505	2,967	
E4	Students from Fall 2021 cohort still enrolled as of Fall 2022	2,026	2,382	
E5	Full-time, first-time Fall 2021 bachelor's cohort retention rate (line E4 / line E3)	81 %	80 %	

The notes below provide context for the data you've reported above and **may** be posted on the College Navigator website. Choose one option that best explains your data or choose "Not Applicable" if you do not wish to provide context notes. If none of the options provided explain your institution's data, then choose "Other" and write your own context notes. Therefore, you should write all context notes using proper grammar (e.g., complete sentences with punctuation) and common language that can be easily understood by students and parents (e.g., spell out acronyms).

Not Applicable ▼

Part E - First-time Bachelor's Cohort Retention Rates (Part-time)

Retention Rates - Part-time, First-time Bachelor's Cohort from Fall 2021


Academic reporters determine the cohort and retention as of the institution's official fall reporting date or as of October 15. Program reporters determine the cohort with enrollment any time between August 1 and October 31, 2021 and retention based on August 1, 2022.

The retention rate is calculated by the system after clicking "Save" on the screen. Exclusions are subtracted from the original cohort and the resulting adjusted cohort is used for calculating the retention rate.

Retention Data Reporting Reminders:

- Include only **part-time, first-time bachelor's** students in this cohort.
- Determine part-time using Fall 2021 attendance status (e.g., if a student was part-time in Fall 2021, report them in the part-time cohort regardless of their Fall 2022 status).
- If there are no students to report in the cohort, enter zero. Do not leave the field blank.
- Report in the exclusions box (line E7a) the number of students from the cohort who left the institution for any of the following reasons: died or were totally and permanently disabled; to serve in the armed forces (including those called to active duty); to serve with a foreign aid service of the Federal Government (e.g., Peace Corps); or to serve on official church missions.
- Report in the inclusion box (line E7b) first-time bachelor's-seeking study abroad students who were excluded from the first-time cohort (line E6) but who have re-enrolled at the institution their second year.

PART-TIME, FIRST-TIME BACHELOR'S COHORT RETENTION:			Prior year data (Fall 2020 cohort)	
E6	Part-time, first-time Fall 2021 bachelor's cohort	<input checked="" type="checkbox"/> 1,417	1,277	
E7a	<u>Exclusions</u> from the Fall 2021 cohort	0	0	
E7b	Inclusions to the Fall 2021 cohort	0	0	
E8	Adjusted Fall 2021 cohort (line E6 - E7a + E7b)	1,417	1,277	
E9	Students from Fall 2021 cohort still enrolled as of Fall 2022	999	944	
E10	Part-time, first-time Fall 2021 bachelor's cohort retention rate (line E9 / line E8)	71 %	74 %	

 The notes below provide context for the data you've reported above and **may** be posted on the College Navigator website. Choose one option that best explains your data or choose "Not Applicable" if you do not wish to provide context notes. If none of the options provided explain your institution's data, then choose "Other" and write your own context notes. Therefore, you should write all context notes using proper grammar (e.g., complete sentences with punctuation) and common language that can be easily understood by students and parents (e.g., spell out acronyms).

Not Applicable ▼

Institution: Florida Atlantic University (133669)

User ID: P1336693

Part F - Student-to-Faculty Ratio

Student-to-Faculty Ratio

Please provide your institution's student-to-faculty ratio (i.e., student-to-instructional staff) for undergraduate programs for Fall 2022. The student-to-faculty ratio and any accompanying context that is provided will be displayed on College Navigator.

Note: Logic in this item is similar to item I-2 from the Common Data Set data collection.

Click [here](#) to use a worksheet to help you determine the student-to-faculty ratio


Student-to-faculty ratio

to 1

Student-to-faculty ratio prior year

21

to 1

 You may use the box below to provide additional context for the data you have reported above. Context notes will be posted on the College Navigator website. Therefore, you should write all context notes using proper grammar (e.g., complete sentences with punctuation) and common language that can be easily understood by students and parents (e.g., spell out acronyms).

Prepared by

Reporting Reminders:

- The name of the preparer is being collected so that we can follow up with the appropriate person in the event that there are questions concerning the data.
- The Keyholder will be copied on all email correspondence to other preparers.
- The time it took to prepare this component is being collected so that we can continue to improve our estimate of the reporting burden associated with IPEDS.
- Please include in your estimate the time it took for you to review instructions, query and search data sources, complete and review the component, and submit the data through the Data Collection System.
- Thank you for your assistance.

This survey component was prepared by:

<input type="radio"/>	Keyholder	<input type="radio"/>	SFA Contact	<input type="radio"/>	HR Contact
<input type="radio"/>	Finance Contact	<input type="radio"/>	Academic Library Contact	<input checked="" type="radio"/>	Other

Name:

Email:

How many staff from your institution only were involved in the data collection and reporting process of this survey component?

Number of Staff (including yourself)

How many hours did you and others from your institution only spend on each of the steps below when responding to this survey component?
Exclude the hours spent collecting data for state and other reporting purposes.

Staff member	Collecting Data Needed	Revising Data to Match IPEDS Requirements	Entering Data	Revising and Locking Data
Your office	<input type="text"/> hours	<input type="text" value="2.00"/> hours	<input type="text" value="2.00"/> hours	<input type="text"/> hours
Other offices	<input type="text"/> hours	<input type="text"/> hours	<input type="text"/> hours	<input type="text"/> hours

Institution: Florida Atlantic University (133669)

User ID: P1336693

Summary

Fall Enrollment Survey Summary

IPEDS collects important information regarding your institution. All data reported in IPEDS survey components become available in the IPEDS Data Center and appear as aggregated data in various Department of Education reports. Additionally, some of the reported data appears specifically for your institution through the College Navigator website and is included in your institution's Data Feedback Report (DFR). The purpose of this summary is to provide you an opportunity to view some of the data that, when accepted through the IPEDS quality control process, will appear on the College Navigator website and/or your DFR. College Navigator is updated approximately three months after the data collection period closes and Data Feedback Reports will be available through the [Data Center](#) and sent to your institution's CEO in November 2023.

Please review your data for accuracy. If you have questions about the data displayed below after reviewing the data reported on the survey screens, please contact the IPEDS Help Desk at: 1-877-225-2568 or ipedshelp@rti.org.

Four-Year Institutions with Graduate Students

Student Enrollment	
Total enrollment	29,592
Undergraduate enrollment	24,191
Undergraduate transfer-in enrollment	2,280
Graduate enrollment	5,401
Student-to-faculty ratio	22 to 1

Student Characteristics (All Students)	
Percent of all students who are female	58%
Percent of all students by race/ethnicity:	
American Indian or Alaska Native	0%
Asian	4%
Black or African American	18%
Hispanic/Latino	27%
Native Hawaiian or Pacific Islander	0%
White	40%
Two or More Races	4%
Race and ethnicity unknown	1%
U.S. Nonresident	5%

Undergraduate Student Characteristics	
Percent of undergraduates who are female	58%
Percent of undergraduates who are full-time	67%
Percent of undergraduates by race/ethnicity:	
American Indian or Alaska Native	0%
Asian	4%
Black or African American	18%
Hispanic/Latino	29%
Native Hawaiian or Pacific Islander	0%
White	40%
Two or More Races	4%
Race and ethnicity unknown	1%
U.S. Nonresident	3%

Undergraduate Retention and Graduation Rate Cohort	
First-time, full-time bachelor's seeking student retention rate	81%
First-time, part-time bachelor's seeking student retention rate	71%
Graduation rate cohort as percent of total entering students	43%

Graduate Student Characteristics	
----------------------------------	--

Percent of graduate students who are female	61%
Percent of graduate students who are full-time	48%

Edit Report

Fall Enrollment

Source	Description	Severity	Resolved	Options
Screen: Part E - First-time Bachelor's Cohort Retention Rates (Full-time)				
Screen Entry	The full-time, first-time bachelor's cohort reported in Part E (2,508) is outside the expected range when compared with the prior year value (Fall 2020 cohort). Please correct your data or explain. (Error #6164)	Explanation	Yes	
Reason	This number is confirmed, we have a smaller number of full-time first-time bachelor's students.			
Screen: Part E - First-time Bachelor's Cohort Retention Rates (Part-time)				
Screen Entry	The part-time, first-time bachelor's cohort reported in Part E (1,417) is outside the expected range when compared with the prior year value (Fall 2020 cohort). Please correct your data or explain. (Error #6805)	Explanation	Yes	
Reason	This number is confirmed, we have a larger number of part-time first-time bachelor's students.			