

IPEDS 2020-21 Data Collection System

IPEDS HELP DESK (877) 225-2568 | ipedshelp@rti.org
OMB NO. 1850-0582 v.27 : Approval Expires 8/31/2022
User ID: P1336691

Student Financial Aid 2020-21

Institution: Florida Atlantic University (133669)

User ID: P1336691

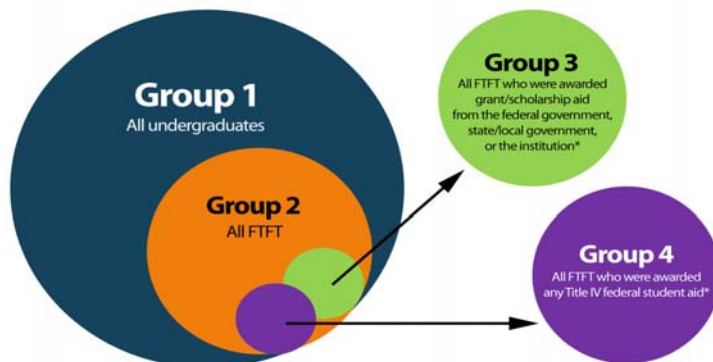
Overview

IPEDS Student Financial Aid Component Overview - Public Academic Reporters

Welcome to the Student Financial Aid (SFA) component. The purpose of the SFA component is to collect information about financial aid provided to various groups of undergraduate students and military/veteran educational benefits for all students at your institution.

Data Reporting Reminders:

- Report data to accurately reflect the time period corresponding with the IPEDS survey component, even if such reporting is seemingly inconsistent with prior-year reporting. For example, if a summer term began later than usual due to Coronavirus Pandemic postponements, continue to report using the timeframes as defined in the IPEDS instructions. NCES expects that some data reported during the 2020-21 data collection year will vary from established prior trends due to the impacts of Coronavirus Pandemic. If an error edit is triggered even when submitting accurate data, please indicate in the corresponding context box or verbally to the Help Desk that the seemingly inconsistent data are accurate and reflect the effects of Coronavirus Pandemic.
- Undergraduate Student Groups
You will be asked to report information for different groups of students.
 - Group 1: All undergraduate students
 - Group 2: Of Group 1, full-time, first-time degree/certificate-seeking students (FTFT)
 - Group 3: Of Group 2, FTFT students who paid the in-state/in-district tuition rate and were awarded any grant/scholarship aid from the federal government, state/local government, or the institution
 - Group 4: Of Group 2, FTFT students who paid the in-state/in-district tuition rate and were awarded any Title IV federal student aid



*For public institutions, include only those students paying the in-state or in-district tuition rate. For program reporters, include only those students enrolled in the institution's largest program.

- COA Revisions
Revisions to Cost of Attendance (COA) used to calculate the net price of attendance can be made in this component. Consult the instructions and screens to make sure you are reporting the correct aid amounts for the correct groups of students.
- College Affordability and Transparency Lists
Net price amounts calculated in SFA will be used to populate the U.S. Department of Education's College Affordability and Transparency lists.
- Interactive Edits and Error Messages
SFA contains interactive edits that will check for blank fields, invalid values, or values that fall outside expected ranges. Some error messages will require you to confirm or explain the values that you entered. Some error messages are fatal and will require you to contact the IPEDS Help Desk at (877) 225-2568 for resolution.
- Context Boxes
You will find optional text boxes throughout SFA. Context boxes allow you to provide more information about the data you enter. Some of these context boxes may be made available to the public on College Navigator, so make sure that the information you enter can be understood easily by students, parents, and the general public.

Changes to reporting for 2020-21:

There are no changes to this survey component.

Resources:

- To download the survey materials for this component: [Survey Materials](#)
- To access your prior year data submission for this component: [Reported Data](#)

If you have questions about completing this survey, please contact the IPEDS Help Desk at 1-877-225-2568.

Institution: Florida Atlantic University (133669)

User ID: P1336691

Section 1: Part A

Part A - Establish Your Groups

Reporting Reminders:

- Part A establishes the number of students in various groups. Note that the numbers on this screen will be carried forward to other parts of the Student Financial Aid component.
- In the fields below, report the number of students in each of the following groups.

		Fall 2019	YOUR PRIOR YEAR DATA
			Fall 2018
01	Group 1 All <u>undergraduate</u> students	<input type="text" value="24,740"/>	24,591
02	Group 2 Of those in Group 1, those who are <u>full-time</u> , <u>first-time</u> degree/certificate-seeking	<input type="text" value="3,165"/>	3,160
02a	Of those in Group 2, those who were awarded any <u>Federal Work Study</u> , <u>loans to students</u> , or grant or scholarship aid from the federal government, state/local government, the institution, or other sources known to the institution	<input type="text" value="2,752"/>	2,586
02b	Of those in Group 2, those who were awarded any <u>loans to students</u> or grant or scholarship aid from the federal government, state/local government, or the institution	<input type="text" value="2,723"/>	2,517
03	Group 3 Of those in Group 2, those who paid the in-state or in-district tuition rate and who were awarded grant or scholarship aid from the federal government, state/local government, or the institution	<input type="text" value="2,288"/>	2,021
04	Group 4 Of those in Group 2, those who paid the in-state or in-district tuition rate and who were awarded any <u>Title IV federal student aid</u>	<input type="text" value="1,554"/>	1,580

Institution: Florida Atlantic University (133669)

User ID: P1336691

Section 1: Part B

Part B - Enter Information About Group 1

Reporting Reminders:

- Group 1 students are **ALL undergraduate** students (including first-time students) enrolled in Fall 2019.
- For this part, report:

For These Students	The Following Type(s) of Aid	Awarded in This Period
<ul style="list-style-type: none"> • All undergraduate students enrolled in Fall 2019 	<ul style="list-style-type: none"> • Grant or scholarship aid from: <ul style="list-style-type: none"> ◦ federal government ◦ state/local government ◦ the institution ◦ other sources known to the institution • Loans to students from: <ul style="list-style-type: none"> ◦ the federal government 	<ul style="list-style-type: none"> • Any time during academic year 2019-20

- In the fields below, report the number of Group 1 students and the total amount of aid awarded to these students for each type of aid.

Information from Part A	Fall 2019
Group 1: All undergraduate students (This number is carried forward from Part A, Line 01.)	24,740

Aid Type	2019-20			
	Number of Group 1 students who were awarded aid	Percentage of Group 1 students who were awarded aid	Total amount of aid awarded to Group 1 students	Average amount of aid awarded to Group 1 students
01 Grant or scholarship aid from the federal government, state/local government, the institution, and other sources known to the institution (Do NOT include federal student loans)	15,138	61	137,703,059	9,097
02 Pell Grants	9,442	38	58,837,216	6,231
03 Federal student loans	7,672	31	50,187,266	6,542

You may use the box below to provide additional context for the data you have reported above. Context notes will be posted on the College Navigator website. Therefore, you should write all context notes using proper grammar (e.g., complete sentences with punctuation) and common language that can be easily understood by students and parents (e.g., spell out acronyms).

Non-applicable ▼

Institution: Florida Atlantic University (133669)

User ID: P1336691

Section 1: Part C, Page 1

Part C, Page 1 - Enter Information about Group 2

Reporting Reminders:

- Group 2 students are all full-time, first-time degree/certificate-seeking undergraduate students enrolled in Fall 2019.
- In the fields below, report the number of Group 2 students paying in-district, in-state, and out-of-state tuition rates. If your institution does not offer different rates, report all students as paying in-state tuition rates.

Information from Part A	Fall 2019
Group 2: Full-time, first-time degree/certificate-seeking undergraduates (This number is carried forward from Part A, Line 02)	3,165

Group 2 students:			Fall 2019		YOUR PRIOR YEAR DATA
			Fall 2019		Fall 2018
			Number of Group 2 students	Percentage of Group 2 students	Percentage of Group 2 students
01	01a	<u>paying in-district tuition rates</u>	<input type="text" value="0"/>	0	0
	01b	<u>paying in-state tuition rates</u>	<input type="text" value="2,756"/>	87	89
	01c	<u>paying out-of-state tuition rates</u>	<input type="text" value="409"/>	13	11
	01d	Unknown (calculated value) This value is calculated using the following formula: [A02-(C01a+C01b+C01c)]	0	0	0

Section 1: Part C, Page 2

Part C, Page 2 - Enter Information about Group 2

Reporting Reminders:

- Part C includes financial aid information about Group 2. Group 2 students are all full-time, first-time degree/certificate-seeking undergraduate students enrolled in Fall 2019.
- For this part, report:


For These Students	The Following Type(s) of Aid	Awarded in This Period
<ul style="list-style-type: none"> • Full-time, first-time degree/certificate-seeking undergraduate students enrolled in Fall 2019 	<ul style="list-style-type: none"> • Grant or scholarship aid from: <ul style="list-style-type: none"> ○ federal government ○ state/local government ○ the institution • Loans to students from: <ul style="list-style-type: none"> ○ the federal government ○ other sources, including private or other loans • Do not include: <ul style="list-style-type: none"> ○ grant or scholarship aid from private or other sources ○ PLUS loans or loans made to anyone other than the student 	<ul style="list-style-type: none"> • Any time during academic year 2019-20 • For program reporters, this is the aid year period from July 1, 2019 through June 30, 2020.

- In the fields below, report the number of Group 2 students and the total amount of aid awarded to these students for each type of aid. Enter unduplicated student counts within a category (e.g., Pell Grants). However, a student can appear in more than one aid category.

Information from Part A	Fall 2019
Group 2: Full-time, first-time degree/certificate-seeking undergraduates (This number is carried forward from Part A, Line 02)	3,165
Group 2a: (This number is carried forward from Part A, Line 02a) <ul style="list-style-type: none"> • Of those in Group 2, those who were awarded: <ul style="list-style-type: none"> ○ Federal Work Study ○ Loans to students ○ Grant or scholarship aid from the federal government, state/local government, or the institution ○ Other sources known to the institution 	2,752
Group 2b (This number is carried forward from Part A, Line 02b) <ul style="list-style-type: none"> • Of those in Group 2, those who were awarded: <ul style="list-style-type: none"> ○ Loans to students ○ Grant or scholarship aid from the federal government, state/local government, or the institution 	2,723
Group 3 (This number is carried forward from Part A, Line 03) <ul style="list-style-type: none"> • Of those in Group 2, those who Paid the in-state or in-district tuition rate and were awarded: <ul style="list-style-type: none"> ○ Grant or scholarship aid from the federal government, state/local government, or the institution 	2,288

Aid Type		Fall 2019				YOUR PRIOR YEAR DATA
		Number of Group 2 students who were awarded aid	Percentage of Group 2 students who were awarded aid	Total amount of aid awarded to Group 2 students	Average amount of aid awarded to Group 2 students	Fall 2018
						Average amount of aid awarded to Group 2 students
01	Grants or scholarships from the federal government, state/local government, or the institution	2,595	82	27,162,923	10,467	10,878
02	Federal grants	1,210	38	7,920,636	6,546	6,295
02a	Pell Grants	1,210	38	7,810,536	⊗ 6,455	6,241
02b	Other federal grants	62	2	110,100	1,776	2,042
03	State/local government grants or scholarships (includes fellowships/tuition waivers/exemptions)	1,904	60	11,710,212	6,150	5,732
04	Institutional grants or scholarships (includes fellowships/tuition waivers/exemptions)	1,842	58	7,532,075	4,089	4,596

05	Loans to students	<input type="text" value="1,073"/>	34	7,286,409	6,791	6,309
	05a Federal loans	<input type="text" value="1,051"/>	33	<input type="text" value="5,290,006"/>	5,033	5,070
	05b Other loans (including private loans)	<input type="text" value="130"/>	4	<input type="text" value="1,996,403"/>	15,357	13,689

 You may use the box below to provide additional context for the data you have reported above. Context notes will be posted on the College Navigator website. Therefore, you should write all context notes using proper grammar (e.g., complete sentences with punctuation) and common language that can be easily understood by students and parents (e.g., spell out acronyms).

Non-applicable ▼

Institution: Florida Atlantic University (133669)

User ID: P1336691

Section 1: Comparison Chart

Comparison Chart

Reporting Reminders:

- Based on the information reported on the previous screens for Group 1 (all undergraduates) and Group 2 (full-time, first-time degree/certificate-seeking undergraduates), this comparison chart seeks to help institutions check their reported data. Assuming that the information on Groups 1 and 2 is correct, then the calculated fields for 'All Other Undergraduates' should be the balance (Group 1 minus Group 2). If the balance does not check with your institution's calculations, please correct your reported numbers for Groups 1 and 2 before moving forward with the completion of the SFA survey component.

Note:

- Data for the 'All Other Undergraduates' will appear in the IPEDS Data Center for data users, but not in College Navigator.

		Number of students	Pell grants	Federal Student Loans
01	Group 1 (all undergraduates)	24,740		
02	Number of students who were awarded aid		9,442	7,672
03	Percentage who were awarded aid		38	31
04	Total amount of aid awarded		58,837,216	50,187,266
05	Average amount of aid awarded		6,231	6,542
06	Group 2 (Full-time, first-time undergraduates)	3,165		
07	Number of students who were awarded aid		1,210	1,051
08	Percentage who were awarded aid		38	33
09	Total amount of aid awarded		7,810,536	5,290,006
10	Average amount of aid awarded		6,455	5,033
11	All other undergraduates (Line 01 - Line 06)	21,575		
12	Number of students who were awarded aid (Line 02 - Line 07)		8,232	6,621
13	Percentage who were awarded aid (Line 12 / Line 11)		38	31
14	Total amount of aid awarded (Line 04 - Line 09)		51,026,680	44,897,260
15	Average amount of aid awarded (Line 14 / Line 12)		6,199	6,781

Institution: Florida Atlantic University (133669)

User ID: P1336691

Section 1: Cost of Attendance

Cost of attendance for full-time, first-time undergraduate students

Reporting Reminders:

- Please enter the amounts requested below. These data will be made available to the public on College Navigator. If your institution participates in any Title IV programs (Pell, Stafford, etc.), you must complete all information.
- **Estimates of expenses for books and supplies, room and board, and other expenses are those from the Cost of Attendance report used by the financial aid office in determining financial need. Please talk to your financial aid office to get these numbers to ensure that you are reporting correctly.**
- **These numbers are carried forward from Institutional Characteristics and should only be changed if an error was made in the reporting.**

Charges for full academic year	2017-18	2018-19	2019-20
Published <u>tuition</u> and <u>required fees</u> :			
<u>In-district</u>			
Tuition	<input type="text" value="2,522"/>	<input type="text" value="2,522"/>	<input type="text" value="2,522"/>
Required fees	<input type="text" value="2,309"/>	<input type="text" value="2,309"/>	<input type="text" value="2,357"/>
Tuition + fees total	4,831	4,831	4,879
<u>In-state</u>			
Tuition	<input type="text" value="2,522"/>	<input type="text" value="2,522"/>	<input type="text" value="2,522"/>
Required fees	<input type="text" value="2,309"/>	<input type="text" value="2,309"/>	<input type="text" value="2,357"/>
Tuition + fees total	4,831	4,831	4,879
<u>Out-of-state</u>			
Tuition	<input type="text" value="14,374"/>	<input type="text" value="14,374"/>	<input type="text" value="14,374"/>
Required fees	<input type="text" value="2,902"/>	<input type="text" value="2,902"/>	<input type="text" value="2,950"/>
Tuition + fees total	17,276	17,276	17,324
📘 Books and supplies			
	<input type="text" value="1,208"/>	<input type="text" value="1,208"/>	<input type="text" value="1,248"/>
<u>On-campus:</u>			
<u>Room and board</u>	<input type="text" value="11,906"/>	<input type="text" value="11,896"/>	<input type="text" value="11,950"/>
<u>Other expenses</u>	<input type="text" value="5,414"/>	<input type="text" value="6,300"/>	<input type="text" value="7,382"/>
Room and board and other expenses	17,320	18,196	19,332
<u>Off-campus (not with family):</u>			
<u>Room and board</u>	<input type="text" value="11,466"/>	<input type="text" value="11,434"/>	<input type="text" value="11,716"/>
<u>Other expenses</u>	<input type="text" value="6,516"/>	<input type="text" value="7,416"/>	<input type="text" value="8,460"/>
Room and board and other expenses	17,982	18,850	20,176
📘 Off-campus (with family):			
<u>Other expenses</u>	<input type="text" value="6,515"/>	<input type="text" value="7,416"/>	<input type="text" value="8,460"/>

Institution: Florida Atlantic University (133669)

User ID: P1336691

Section 1: Part D

Part D - Enter Information about Group 3

Reporting Reminders:

- Group 3 students are all full-time, first-time degree/certificate-seeking undergraduate students enrolled in Fall 2019 who paid the in-state or in-district tuition rate and who were awarded grant or scholarship aid from the following sources: the federal government, state/local government, or the institution. The information you report in this part will be used in Part F to calculate average institutional net price.
- For this part, report:

For These Students	The Following Type(s) of Aid	Awarded in This Period
<ul style="list-style-type: none"> Full-time, first-time degree/certificate-seeking undergraduate students enrolled in Fall 2019 who paid the in-state or in-district tuition rate and who were awarded grant or scholarship aid from the following sources: the federal government, state/local government, or the institution Do not include students who were awarded only grant or scholarship aid from private or other sources, or students who were awarded only non-grant aid 	<ul style="list-style-type: none"> Grant or scholarship aid from: <ul style="list-style-type: none"> federal government state/local government the institution Do not include grant or scholarship aid from private or other sources 	<ul style="list-style-type: none"> Any time during academic year 2019-20

- In the fields below, report the number of Group 3 students with each type of living arrangement and the total amount of grant or scholarship aid from the federal government, state/local government, or the institution awarded to these students.

Information from Part A:		YOUR PRIOR YEAR DATA 2017-2018	YOUR PRIOR YEAR DATA 2018-2019	2019-2020
Group 3 Full-time, first-time degree/certificate-seeking undergraduate students who paid the in-state or in-district tuition rate and who were awarded grant or scholarship aid from the following sources: the federal government, state/local government, or the institution (This number is carried forward from Part A, Line 03)		1,774	2,021	2,288
01	Report the number of Group 3 students with the following living arrangements:	YOUR PRIOR YEAR DATA	YOUR PRIOR YEAR DATA	
		2017-18	2018-19	2019-20
01a	On-campus	941	1,115	1,226
01b	Off-campus (with family)	636	666	782
01c	Off-campus (not with family)	91	116	110
01d	Unknown (calculated) This value is calculated using the following formula: [A03-(D01a+D01b+D01c)]	106	124	170
02	Report the total amount of grant or scholarship aid from the federal government, state/local government, or the institution awarded to Group 3 students	17,365,929	21,481,089	22,967,404
03	Average grant or scholarship aid from the federal government, state/local government, or the institution awarded to Group 3 students (calculated value). This value is calculated using the following formula: [D02/A03]	9,789	10,629	10,038

The notes below provide context for the data you've reported above and **may** be posted on the College Navigator website. Choose one option that best explains your data or choose "Non-applicable" if you do not wish to provide context notes. If none of the options provided explain your institution's data, then choose "Other" and write your own context notes. Therefore, you should write all context notes using proper grammar (e.g., complete sentences with punctuation) and common language that can be easily understood by students and parents (e.g., spell out acronyms).

Non-applicable ▼

Institution: Florida Atlantic University (133669)

User ID: P1336691

Section 1: Part E

Part E – Enter Information about Group 4

Reporting Reminders:

- Part E includes financial aid information about Group 4, undergraduate students enrolled in Fall 2019 who paid the in-state or in-district tuition rate and who were awarded any Title IV federal student aid, including federal grants or federal student loans. The information you report in this part will be used in Part G to calculate average institutional net price by income level.
- For this part, report:

For These Students	The Following Type(s) of Aid	Awarded in This Period
<ul style="list-style-type: none"> Full-time, first-time degree/certificate-seeking undergraduate students enrolled in Fall 2019 who paid the in-state or in-district tuition rate and who were awarded any Title IV federal student aid 	<ul style="list-style-type: none"> Grant or scholarship aid from: <ul style="list-style-type: none"> federal government state/local government the institution Do not include: <ul style="list-style-type: none"> grant or scholarship aid from private or other sources loan amounts Federal Work Study amounts 	<ul style="list-style-type: none"> Any time during academic year 2019-20


- In the fields below, report the number of Group 4 students with each type of living arrangement and the total amount of grant or scholarship aid from the federal government, state/local government, or the institution awarded to these students by income level.


Information from Part A:		2017-18	2018-19	2019-20
Group 4 Full-time, first-time degree/certificate-seeking undergraduate students who paid the in-state or in-district tuition rate and who were awarded any Title IV federal student aid (This number is carried forward from Part A, Line 04)		1,485	1,580	1,554
01	Report the number of Group 4 students with the following living arrangements:	YOUR PRIOR YEAR DATA	YOUR PRIOR YEAR DATA	
		2017-18	2018-19	2019-20
01a	On-campus	871	945	915
01b	Off-campus (with family)	524	524	528
01c	Off-campus (not with family)	81	<input checked="" type="checkbox"/> 106	89
01d	Unknown (calculated) This value is calculated using the formula: [A04-(E01a+E01b+E01c)]	9	5	22

		Number of students who were awarded any Title IV aid (Group 4)	Of those in Column 1, the number who were awarded any grant or scholarship aid from the following sources: the federal government, state/local government, or the institution	Of those in Column 1, the total amount of grant or scholarship aid awarded from the following sources: the federal government, state/local government, or the institution	i Average amount of federal, state/local, and institutional grant or scholarship aid awarded to Group 4 students
2017-18					
		Col. 1	Col. 2	Col. 3	Col. 4
02	Income level				
02a	\$0-30,000	557	557	8,012,044	14,384
02b	\$30,001-48,000	300	299	3,667,743	12,226
02c	\$48,001-75,000	243	226	1,912,153	7,869
02d	\$75,001-110,000	155	92	475,665	3,069
02e	\$110,001 and more	230	100	471,651	2,051
02f	Total all income levels	1,485	1,274	14,539,256	9,791

2018-19					
		Col. 1	Col. 2	Col. 3	Col. 4

03 Income level							
03a	\$0-30,000		559		558	8,165,855	14,608
03b	\$30,001-48,000		353		352	4,716,962	13,362
03c	\$48,001-75,000		256		230	2,280,187	8,907
03d	\$75,001-110,000		182		104	808,732	4,444
03e	\$110,001 and more		230		94	628,799	2,734
03f	Total all income levels		1,580		1,338	16,600,535	10,507

2019-20							
		Col. 1	Col. 2	Col. 3	Col. 4		
04  Income level							
04a	\$0-30,000		571		571	8,585,093	15,035
04b	\$30,001-48,000		328		328	4,427,790	13,499
04c	\$48,001-75,000		275		266	2,595,411	9,438
04d	\$75,001-110,000		163		142	703,941	4,319
04e	\$110,001 and more		217		148	822,494	3,790
04f	Total all income levels		1,554		1,455	17,134,729	11,026

 The notes below provide context for the data you've reported above and **may** be posted on the College Navigator website. Choose one option that best explains your data or choose "Non-applicable" if you do not wish to provide context notes. If none of the options provided explain your institution's data, then choose "Other" and write your own context notes. Therefore, you should write all context notes using proper grammar (e.g., complete sentences with punctuation) and common language that can be easily understood by students and parents (e.g., spell out acronyms).

Non-applicable 

Institution: Florida Atlantic University (133669)

User ID: P1336691

Section 1: Part F


Part F – Net Price Calculation for Group 3

Note:

- The following net price calculation is based on information that your institution reported in the Institutional Characteristics component and the Student Financial Aid component. For more information about the data your institution reported in the Institutional Characteristics component, please contact your institution's IPEDS Keyholder.

Components of cost of attendance		YOUR PRIOR YEAR DATA	YOUR PRIOR YEAR DATA	2019-20
		2017-18	2018-19	
01	Published <u>tuition</u> and <u>required fees</u> (lower of in-district or in-state)	4,831	4,831	4,879
02	<u>Books and supplies</u>	1,208	1,208	1,248
03	<u>Room and board</u> and <u>other expenses</u> by living arrangement			
	03a <u>On-campus</u>	17,320	18,196	19,332
	03b <u>Off-campus (with family)</u>	6,515	7,416	8,460
	03c <u>Off-campus (not with family)</u>	17,982	18,850	20,176
04	Number of Group 3 students by living arrangement			
	04a <u>On-campus</u>	941	1,115	1,226
	04b <u>Off-campus (with family)</u>	636	666	782
	04c <u>Off-campus (not with family)</u>	91	116	110
	04d Unknown	106	124	170
05	Weighted average for room and board and other expenses by living arrangement (excluding unknown values) See instructions for the formula for this calculation	13,236	14,451	15,362
06	Total cost of attendance This value is calculated using the following formula: [F01+F02+F05]	19,275	20,490	21,489
07	Average amount of grant or scholarship aid awarded to Group 3 students from the following sources: the federal government, state/local government, and the institution	9,789	10,629	10,038
08	Average institutional <u>net price</u> for Group 3 students This value is calculated using the following formula: [F06-F07]	9,486	9,861	11,451

As required by the *Higher Education Act, as amended (2008)*, these amounts will be posted on the U.S. Department of Education's College Navigator website and used in the U.S. Department of Education's College Affordability and Transparency Lists.

 The notes below provide context for the data you've reported above and **may** be posted on the College Navigator website. Choose one option that best explains your data or choose "Non-applicable" if you do not wish to provide context notes. If none of the options provided explain your institution's data, then choose "Other" and write your own context notes. Therefore, you should write all context notes using proper grammar (e.g., complete sentences with punctuation) and common language that can be easily understood by students and parents (e.g., spell out acronyms).

Non-applicable ▼

Institution: Florida Atlantic University (133669)

User ID: P1336691

Section 1: Part G


Part G – Net Price Calculation for Group 4

Note:

- The following net price calculation is based on information that your institution reported in the Institutional Characteristics component and the Student Financial Aid component. For more information about the data your institution reported in the Institutional Characteristics component, please contact your institution's IPEDS Keyholder.

Components of cost of attendance		YOUR PRIOR YEAR DATA	YOUR PRIOR YEAR DATA	2019-20
		2017-18	2018-19	
01	Published <u>tuition</u> and <u>required fees</u> (lower of in-district or in-state)	4,831	4,831	4,879
02	<u>Books and supplies</u>	1,208	1,208	1,248
03	<u>Room and board</u> and <u>other expenses</u> by living arrangement			
	03a <u>On-campus</u>	17,320	18,196	19,332
	03b <u>Off-campus (with family)</u>	6,515	7,416	8,460
	03c <u>Off-campus (not with family)</u>	17,982	18,850	20,176
04	Number of Group 4 students by living arrangement			
	04a <u>On-campus</u>	871	945	915
	04b <u>Off-campus (with family)</u>	524	524	528
	04c <u>Off-campus (not with family)</u>	81	106	89
	04d Unknown	9	5	22
05	Weighted average for room and board and other expenses by living arrangement (excluding unknown values) See instructions for the formula for this calculation	13,520	14,654	15,634
06	Total cost of attendance by income level This value is calculated using the following formula: [G01+G02+G05]	19,559	20,693	21,761
07	Average amount of grant or scholarship aid awarded to Group 4 students from the following sources: the federal government, state/local government, and the institution	9,791	10,507	11,026
	07a \$0-30,000	14,384	14,608	15,035
	07b \$30,001-48,000	12,226	13,362	13,499
	07c \$48,001-75,000	7,869	8,907	9,438
	07d \$75,001-110,000	3,069	4,444	4,319
	07e \$110,001 and more	2,051	2,734	3,790
08	Average institutional <u>net price</u> for Group 4 students This value is calculated using the following formula: [G06-G07]			
	08a \$0-30,000	5,175	6,085	6,726
	08b \$30,001-48,000	7,333	7,331	8,262
	08c \$48,001-75,000	11,690	11,786	12,323
	08d \$75,001-110,000	16,490	16,249	17,442
	08e \$110,001 and more	17,508	17,959	17,971

As required by the *Higher Education Act, as amended (2008)*, these amounts will be posted on the U.S. Department of Education's College Navigator website.

 The notes below provide context for the data you've reported above and **may** be posted on the College Navigator website. Choose one option that best explains your data or choose "Non-applicable" if you do not wish to provide context notes. If none of the options provided explain your institution's data, then choose "Other" and write your own context notes. Therefore, you should write all context notes using proper grammar (e.g., complete sentences with punctuation) and common language that can be easily understood by students and parents (e.g., spell out acronyms).

Non-applicable 



Institution: Florida Atlantic University (133669)

User ID: P1336691

Section 2: Military Servicemembers and Veteran's Benefits - Undergraduate and Graduate

Section 2: Military Servicemembers and Veteran's Benefits

Important Note:

- Report for **Post-9/11 GI Bill Benefits**: July 1, 2019 - June 30, 2020.
- Report for **Department of Defense Tuition Assistance Program**: October 1, 2019 - September 30, 2020

Reporting Reminders:

- Report the total number of student recipients and the total dollar amounts for each program.
- Student recipients can also include eligible dependents.
- Consult with your campus certifying official, who may not be in the student financial aid office.
- For Post-9/11 GI Bill Benefits, do not include the matching institutional aid provided through the Yellow Ribbon Program if your school participated.
- Information reported to IPEDS is only what is known to the institution.
- Enter zero (0) if your institution did not have beneficiaries for that student level or program. Please do not leave a cell blank.

Type of benefit/assistance	Number of students receiving benefits/assistance	Total dollar amount of benefits/assistance disbursed through the institution	Average dollar amount of benefits/assistance disbursed through the institution	YOUR PRIOR YEAR DATA
				Average dollar amount of benefits/assistance disbursed through the institution
Post-9/11 GI Bill Benefits				
Undergraduate students	<input type="text" value="344"/>	<input type="text" value="1,603,506"/>	4,661	4,456
Graduate students	<input type="text" value="92"/>	<input type="text" value="892,777"/>	9,704	9,300
Total	436	2,496,283	5,725	5,472

Department of Defense Tuition Assistance Program				
Undergraduate students	<input type="text" value="19"/>	<input type="text" value="25,388"/>	1,336	1,235
Graduate students	<input type="text" value="5"/>	<input type="text" value="5,500"/>	<input checked="" type="checkbox"/> 1,100	1,500
Total	24	30,888	1,287	1,304

Institution: Florida Atlantic University (133669)

User ID: P1336691

Prepared by

Prepared by

Reporting Reminders:

- The name of the preparer is being collected so that we can follow up with the appropriate person in the event that there are questions concerning the data.
- The Keyholder will be copied on all email correspondence to other preparers.
- The time it took to prepare this component is being collected so that we can continue to improve our estimate of the reporting burden associated with IPEDS.
- Please include in your estimate the time it took for you to review instructions, query and search data sources, complete and review the component, and submit the data through the Data Collection System.
- Thank you for your assistance.

This survey component was prepared by:

<input type="radio"/>	Keyholder	<input type="radio"/>	SFA Contact	<input type="radio"/>	HR Contact
<input type="radio"/>	Finance Contact	<input type="radio"/>	Academic Library Contact	<input checked="" type="radio"/>	Other

Name:

Email:

How many staff from your institution only were involved in the data collection and reporting process of this survey component?

Number of Staff (including yourself)

How many hours did you and others from your institution only spend on each of the steps below when responding to this survey component?
Exclude the hours spent collecting data for state and other reporting purposes.

Staff member	Collecting Data Needed	Revising Data to Match IPEDS Requirements	Entering Data	Revising and Locking Data
Your office	<input type="text"/> hours	<input type="text"/> hours	<input type="text"/> hours	<input type="text"/> hours
Other offices	<input type="text"/> hours	<input type="text"/> hours	<input type="text"/> hours	<input type="text"/> hours

Institution: Florida Atlantic University (133669)

User ID: P1336691

Summary

IPEDS Student Financial Aid (SFA) Survey Summary

IPEDS collects important information regarding your institution. All data reported in IPEDS survey components become available in the IPEDS Data Center and appear as aggregated data in various Department of Education reports. Additionally, some of the reported data appears specifically for your institution through the College Navigator website and is included in your institution's Data Feedback Report (DFR). The purpose of this summary is to provide you an opportunity to view some of the data that, when accepted through the IPEDS quality control process, will appear on the College Navigator website and/or your DFR. College Navigator is updated approximately three months after the data collection period closes and Data Feedback Reports will be available through the [Data Center](#) and sent to your institution's CEO in November 2020.

Please review your data for accuracy. If you have questions about the data displayed below after reviewing the data reported on the survey screens, please contact the IPEDS Help Desk at: 1-877-225-2568 or ipedshelp@rti.org.

Total grant aid awarded to all undergraduate students		\$137,703,059
Number of undergraduate students who were awarded a Pell Grant		9,442
Percentage of FTFT students who were awarded any financial aid		87%
	Percentage of FTFT students who were awarded grant aid by type	Average amount of grant aid awarded by type
Total	82%	\$10,467
Federal Government	38%	\$6,546
Pell	38%	\$6,455
Other Federal	2%	\$1,776
State/Local Government	60%	\$6,150
Institutional	58%	\$4,089
	Percentage of FTFT students who were awarded and accepted loans by type	Average amount of loans awarded and accepted by type
Total	34%	\$6,791
Federal	33%	\$5,033
Non-federal	4%	\$15,357
Average net price for FTFT students who were awarded grant aid		\$11,451
Average net price for FTFT students who were awarded Title IV federal student aid		
\$0 – 30,000		\$6,726
\$30,001 – 48,000		\$8,262
\$48,001 – 75,000		\$12,323
\$75,001 – 110,000		\$17,442
\$110,001 and more		\$17,971

Military Service members and Veteran's Benefits		
	Number of students receiving benefits/assistance	Total dollar amount of benefits/assistance awarded through the institution
Post-9/11 GI Bill Benefits		
Undergraduate students	344	\$1,603,506
Graduate students	92	\$892,777
Total	436	\$2,496,283
Department of Defense Tuition Assistance Program		
Undergraduate students	19	\$25,388
Graduate students	5	\$5,500
Total	24	\$30,888

Institution: Florida Atlantic University (133669)

User ID: P1336691

Edit Report

Student Financial Aid

Source	Description	Severity	Resolved	Options
Screen: Part B - Enter Information about Group 1				
Screen Entry	Based on the data reported, the average Pell grant amount awarded exceeds the \$6,195 maximum annual Pell award allowable. For the purposes of this survey, institutions should only report Pell grants awarded for the student's first academic year. Do NOT report the second award year. If the additional amount is due to year-round Pell, please contact the IPEDS Help Desk for assistance, otherwise please correct your data. (Error #7124)	Fatal	Yes	
Reason	Overridden by administrator. Consistent with PY. This is a result of year round Pell. RD			
Screen: Part C, Page 2 - Enter Information about Group 2				
Screen Entry	Based on the data reported, the average Pell grant amount awarded exceeds the \$6,195 maximum annual Pell award allowable. For the purposes of this survey, institutions should only report Pell grants awarded for the student's first academic year. Do NOT report the second award year. If the additional amount is due to year-round Pell, please contact the IPEDS Help Desk for assistance, otherwise please correct your data. (Error #7124)	Fatal	Yes	
Reason	Overridden by administrator. Consistent with PY. This is a result of year round Pell. RD			
Screen: Part E - Enter Information about Group 4				
Screen Entry	The number entered is outside the expected range of between 57 and 105 when compared with the prior year value. Please correct your data or explain. (Error #7169) This edit and explanation were retained from the prior year (for reference) and do not need to be re-explained in the current year edit report.	Explanation	Yes	
Reason	We had more fulltime FTIC Freshman that had NO on campus charges and listed "off-campus" on their FAFSA in Fall 2018 compared to Fall 2017. Looking only at students with status of "B" for 201708 and 201808 and without including Summer FTIC admits, in 201708 there were 56 "B"s with 12 or more billable credits that had less than 500 in 201708 housing charges and indicated "Off-campus" on FAFSA that we assigned a budget group ending in "O". 201808: There were 60 "B"s with 12 or more billable credits that had less than 500 in 201708 housing charges and indicated "Off-campus" on FAFSA that we assigned a budget group ending in "O".			
Screen: Military Servicemembers and Veteran's Benefits				
Screen Entry	This value is out of range compared to the prior year amount. Please correct your data or explain. (Error #7265)	Explanation	Yes	
Reason	The average is off because the actual tuition assistance dollars is based on number of approved credit hours. In FY19, the total credit hours for the 5 graduate students was 30 credit hours whereas in FY20, the total credit hours for the 5 graduate students was 22 credit hours. This would cause the average to decrease.			