

# IPEDS 2020-21 Data Collection System

IPEDS HELP DESK (877) 225-2568 | [ipedshelp@rti.org](mailto:ipedshelp@rti.org)

OMB NO. 1850-0582 v.27 : Approval Expires 8/31/2022

User ID: P1336692

## 12-month Enrollment 2020-21

Institution: Florida Atlantic University (133669)

User ID: P1336692

### Overview

#### 12-month Enrollment Overview

The 12-month Enrollment component collects unduplicated student enrollment counts and instructional activity data for an entire 12-month period. Using the instructional activity data reported, a full-time equivalent (FTE) student enrollment at the undergraduate and graduate level is estimated (4-year institutions only). Institutions with Doctor's - professional practice students will also report the FTE enrollment of those students (4-year institutions only). NCES uses the FTE enrollment to produce indicators such as expenses by function per FTE as reported in the IPEDS Data Feedback Report.

#### Data Reporting Reminder:

- All institutions must use the July 1 - June 30 reporting period.
- Report data to accurately reflect the time period corresponding with the IPEDS survey component, even if such reporting is seemingly inconsistent with prior-year reporting. For example, if a summer term began later than usual due to Coronavirus Pandemic postponements, continue to report using the timeframes as defined in the IPEDS instructions. NCES expects that some data reported during the 2020-21 data collection year will vary from established prior trends due to the impacts of Coronavirus Pandemic. If an error edit is triggered even when submitting accurate data, please indicate in the corresponding context box or verbally to the Help Desk that the seemingly inconsistent data are accurate and reflect the effects of Coronavirus Pandemic.

#### Changes to reporting for 2020-21:

- Unduplicated enrollment counts of undergraduate students are collected by gender, attendance status (full-time, part-time), race/ethnicity, first-time (entering), transfer-in (non-first-time entering), continuing/returning, and degree/certificate-seeking statuses.
- Unduplicated enrollment counts by distance education status are collected.

#### Resources:

- To download the survey materials for this component: [Survey Materials](#)
- To access your prior year data submission for this component: [Reported Data](#)

If you have questions about completing this survey, please contact the IPEDS Help Desk at 1-877-225-2568.


Institution: Florida Atlantic University (133669)

User ID: P1336692

## Undergraduate Instructional Activity Type

### Which instructional activity units will you use to report undergraduate instructional activity?

- Undergraduate instructional activity data in Part B may be reported in units of clock hours or credit hours.
  - Please note that any graduate level instructional activity must be reported in credit hours. (4-year institutions only)
- Clock hours
- Credit hours
- Both clock and credit hours (some undergraduate programs measured in clock hours and some measured in credit hours)

 You may use the box below to provide additional context for the data you have reported above. Context notes will be posted on the College Navigator website. Therefore, you should write all context notes using proper grammar (e.g., complete sentences with punctuation) and common language that can be easily understood by students and parents (e.g., spell out acronyms).

Institution: Florida Atlantic University (133669)

User ID: P1336692

## Part A - Unduplicated Count for Full-time Undergraduate Students

12-month Unduplicated Count by Race/Ethnicity and Gender - Full-time Undergraduate Students

July 1, 2019 – June 30, 2020

## Reporting Reminders:

- The 12-month unduplicated count must be equal or greater than the corresponding prior year fall enrollment.
- Report Hispanic/Latino individuals of any race as Hispanic/Latino
- Report race for non-Hispanic/Latino individuals only
- Even though Teacher Preparation certificate programs may require a bachelor's degree for admission, they are considered subbaccalaureate undergraduate programs, and students in these programs are undergraduate students.

## Men

Students enrolled for <u>credit</u>	Degree/certificate-seeking			Total degree/certificate-seeking	Non-degree/non-certificate-seeking	Total, Full-time undergraduate students
	<u>First-time</u>	<u>Transfer-in</u> (non-first-time entering)	<u>Continuing/Returning</u>			
<u>Nonresident alien</u>	46	52	284	382	38	420
<u>Hispanic/Latino</u>	376	296	1,376	2,048	47	2,095
<u>American Indian or Alaska Native</u>	1	5	12	18	0	18
<u>Asian</u>	55	41	230	326	18	344
<u>Black or African American</u>	258	183	936	1,377	23	1,400
<u>Native Hawaiian or Other Pacific Islander</u>	1	1	4	6	0	6
<u>White</u>	633	425	2,329	3,387	100	3,487
Two or more races	62	29	207	298	2	300
<u>Race and ethnicity unknown</u>	13	8	41	62	2	64
<b>Total men</b>	<b>1,445</b>	<b>1,040</b>	<b>5,419</b>	<b>7,904</b>	<b>230</b>	<b>8,134</b>

**Women**

Students enrolled for <u>credit</u>	Degree/certificate-seeking				Non-degree/ non-certificate- seeking	Total, Full-time undergraduate students
	<u>First-time</u>	<u>Transfer-in</u> (non-first-time entering)	<u>Continuing/ Returning</u>	Total degree/certificate- seeking		
<u>Nonresident alien</u>	44	50	241	335	26	361
<u>Hispanic/Latino</u>	492	431	1,814	2,737	60	2,797
<u>American Indian or Alaska Native</u>	3	3	9	15	1	16
<u>Asian</u>	81	39	278	398	36	434
<u>Black or African American</u>	405	271	1,409	2,085	43	2,128
<u>Native Hawaiian or Other Pacific Islander</u>	3	3	8	14	0	14
<u>White</u>	793	488	2,676	3,957	90	4,047
<u>Two or more races</u>	95	46	278	419	12	431
<u>Race and ethnicity unknown</u>	13	10	68	91	1	92
<b>Total women</b>	<b>1,929</b>	<b>1,341</b>	<b>6,781</b>	<b>10,051</b>	<b>269</b>	<b>10,320</b>

<b>Grand total (2019-20)</b>	<b>3,374</b>	<b>2,381</b>	<b>12,200</b>	<b>17,955</b>	<b>499</b>	<b>18,454</b>
<b>Prior year data:</b>						
Total Full-time undergraduate enrollment Fall 2019 <i>NOTE: Grand total (2019-20) calculated above is expected to be greater than total Full-time undergraduate enrollment Fall 2019.</i>	3,165	1,590	11,466	16,221	457	16,678

Institution: Florida Atlantic University (133669)

User ID: P1336692

## Part A - Unduplicated Count for Part-time Undergraduate Students

12-month Unduplicated Count by Race/Ethnicity and Gender - Part-time Undergraduate Students

July 1, 2019 – June 30, 2020

## Reporting Reminders:

- The 12-month unduplicated count must be equal or greater than the corresponding prior year fall enrollment.
- Report Hispanic/Latino individuals of any race as Hispanic/Latino
- Report race for non-Hispanic/Latino individuals only
- Even though Teacher Preparation certificate programs may require a bachelor's degree for admission, they are considered subbaccalaureate undergraduate programs, and students in these programs are undergraduate students.

## Men

Students enrolled for <u>credit</u>	Degree/certificate-seeking			Total degree/certificate-seeking	Non-degree/non-certificate-seeking	Total, Part-time undergraduate students
	<u>First-time</u>	<u>Transfer-in</u> (non-first-time entering)	<u>Continuing/Returning</u>			
<u>Nonresident alien</u>	17	26	63	106	32	138
<u>Hispanic/Latino</u>	231	291	871	1,393	149	1,542
<u>American Indian or Alaska Native</u>	1	2	2	5	0	5
<u>Asian</u>	27	36	132	195	45	240
<u>Black or African American</u>	190	234	563	987	71	1,058
<u>Native Hawaiian or Other Pacific Islander</u>	0	0	3	3	0	3
<u>White</u>	335	365	1,203	1,903	359	2,262
Two or more races	33	26	107	166	30	196
<u>Race and ethnicity unknown</u>	14	7	24	45	15	60
<b>Total men</b>	<b>848</b>	<b>987</b>	<b>2,968</b>	<b>4,803</b>	<b>701</b>	<b>5,504</b>

**Women**

Students enrolled for <u>credit</u>	Degree/certificate-seeking				Non-degree/ non-certificate- seeking	Total, Part-time undergraduate students
	<u>First-time</u>	<u>Transfer-in</u> (non-first-time entering)	<u>Continuing/ Returning</u>	Total degree/certificate- seeking		
<u>Nonresident alien</u>	10	33	60	103	25	128
<u>Hispanic/Latino</u>	319	511	1,252	2,082	267	2,349
<u>American Indian or Alaska Native</u>	1	3	5	9	0	9
<u>Asian</u>	34	42	159	235	93	328
<u>Black or African American</u>	274	448	998	1,720	169	1,889
<u>Native Hawaiian or Other Pacific Islander</u>	5	4	5	14	2	16
<u>White</u>	386	446	1,309	2,141	456	2,597
<u>Two or more races</u>	45	53	157	255	30	285
<u>Race and ethnicity unknown</u>	12	16	25	53	20	73
<b>Total women</b>	<b>1,086</b>	<b>1,556</b>	<b>3,970</b>	<b>6,612</b>	<b>1,062</b>	<b>7,674</b>

<b>Grand total (2019-20)</b>	<b>1,934</b>	<b>2,543</b>	<b>6,938</b>	<b>11,415</b>	<b>1,763</b>	<b>13,178</b>
<b>Prior year data:</b>						
Total Part-time undergraduate enrollment Fall 2019 <i>NOTE: Grand total (2019-20) calculated above is expected to be greater than total Part-time undergraduate enrollment Fall 2019.</i>	118	1,249	5,835	7,202	860	8,062

Institution: Florida Atlantic University (133669)

User ID: P1336692

## Part A - Unduplicated Count for Graduate Students

12-month Unduplicated Count by Race/Ethnicity and Gender - Graduate Students

July 1, 2019 – June 30, 2020

## Reporting Reminders:

- The 12-month unduplicated count must be equal or greater than the corresponding prior year fall enrollment.
- Report Hispanic/Latino individuals of any race as Hispanic/Latino
- Report race for non-Hispanic/Latino individuals only
- Report **all** postbaccalaureate degree and certificate students as graduate students, **including any doctor's - professional practice students (formerly first-professional)**

## Men

Students enrolled for credit	<u>Graduate students</u>
<u>Nonresident alien</u>	232
<u>Hispanic/Latino</u>	508
<u>American Indian or Alaska Native</u>	4
<u>Asian</u>	125
<u>Black or African American</u>	319
<u>Native Hawaiian or Other Pacific Islander</u>	3
<u>White</u>	1,207
Two or more races	71
<u>Race and ethnicity unknown</u>	10
<b>Total men</b>	<b>2,479</b>
Total men prior year	2,480

## Women

Students enrolled for credit	Graduate students
Nonresident alien	220
Hispanic/Latino	843
American Indian or Alaska Native	4
Asian	171
Black or African American	808
Native Hawaiian or Other Pacific Islander	2
White	1,630
Two or more races	132
Race and ethnicity unknown	9
<b>Total women</b>	<b>3,819</b>
Total women prior year	3,866

<b>Grand total (2019-20)</b>	<b>6,298</b>
Prior year data:	
Unduplicated headcount (2018-19)	6,346
<b>i</b> Total enrollment Fall 2019 <i>NOTE: Grand total (2019-20) calculated above is expected to be greater than Total enrollment Fall 2019.</i>	5,321



Institution: Florida Atlantic University (133669)


User ID: P1336692

## Part A – 12-month Enrollment by Distance Education Status

## 12-month Unduplicated Count - Distance Education Status

July 1, 2019 – June 30, 2020

	Undergraduate Students		Graduate Students
	Degree/certificate-seeking	Non-degree/non-certificate-seeking	
Students <i>enrolled exclusively</i> in distance education courses	5,381	1,120	1,887
Students <i>enrolled in at least one but not all</i> distance education courses	20,567	566	2,736
Students <i>not enrolled in any</i> distance education courses	3,422	576	1,675
<b>Total (from prior part A screens)</b>	<b>29,370</b>	<b>2,262</b>	<b>6,298</b>

 You may use the box below to provide additional context for the data you have reported above. Context notes will be posted on the College Navigator website. Therefore, you should write all context notes using proper grammar (e.g., complete sentences with punctuation) and common language that can be easily understood by students and parents (e.g., spell out acronyms).

Institution: Florida Atlantic University (133669)

User ID: P1336692

## Part B - Instructional Activity

### 12-month Instructional Activity

July 1, 2019 - June 30, 2020

#### Instructional Activity Reporting Reminder:

- Instructional activity is used to calculate an IPEDS FTE based on the institution's reported calendar system.
- Graduate credit hour activity should not include any doctor's – professional practice activity, the total of those students' FTE is entered separately instead.

#### FTE Reporting Reminder:

- Institutions need not report their own calculations of undergraduate or graduate FTE unless IPEDS FTE calculations would be misleading for comparison purposes among all IPEDS reporting institutions.

### Instructional Activity

	2019-20 total activity	Prior year data
Undergraduate level:		
<u>Credit hour activity</u>	690,227	661,642
Graduate level:		
<u>Credit hour activity</u> (Do not include doctor's-professional practice instructional activity here; the total FTE of those students should be entered separately below)	83,104	84,176


### Full-Time Equivalent (FTE) of Students

	2019-20 total activity	Prior year data
Doctor's - professional practice level:		
<u>Doctor's - professional practice</u> FTE student estimate	398	384
Calendar system (as reported on the prior year IC Header survey component):	Semester	

If the IPEDS calculated FTE estimates below are not reasonable, **AND** you have reported the correct instructional activity hours above, enter your best FTE estimate in the "Institution reported FTE" column below and save the page. This option should be used **ONLY** if the calculated estimate is not reasonable for your institution and IPEDS comparisons.

Please provide your best estimate of undergraduate and graduate FTE for the 12-month reporting period **only if the calculated FTE estimate below is not reasonable for IPEDS comparison purposes**. Please provide an explanation in the context box if the option is used due to Coronavirus Pandemic.

	Calculated FTE 2019-20	Institution reported FTE 2019-20	Prior year FTE 2018-19
Undergraduate student FTE	23,008	<input type="text" value="23,008"/>	22,055
Graduate student FTE (excluding doctor's - professional practice student FTE)	3,463	<input type="text" value="3,463"/>	3,507
Doctor's - professional practice student FTE		398	384
<b>Total FTE student enrollment</b>		<b>26,869</b>	<b>25,946</b>

 Context notes will be posted on the College Navigator website. Therefore, you should write all context notes using proper grammar (e.g., complete sentences with punctuation) and common language that can be easily understood by students and parents (e.g., spell out acronyms).

Institution: Florida Atlantic University (133669)

User ID: P1336692

## Prepared by

### Prepared by

#### Reporting Reminders:

- The name of the preparer is being collected so that we can follow up with the appropriate person in the event that there are questions concerning the data.
- The Keyholder will be copied on all email correspondence to other preparers.
- The time it took to prepare this component is being collected so that we can continue to improve our estimate of the reporting burden associated with IPEDS.
- Please include in your estimate the time it took for you to review instructions, query and search data sources, complete and review the component, and submit the data through the Data Collection System.
- Thank you for your assistance.

This survey component was prepared by:					
<input type="radio"/>	Keyholder	<input type="radio"/>	SFA Contact	<input type="radio"/>	HR Contact
<input type="radio"/>	Finance Contact	<input type="radio"/>	Academic Library Contact	<input checked="" type="radio"/>	Other
Name:	<input type="text" value="mgoodlin"/>				
Email:	<input type="text" value="mgoodlin@fau.edu"/>				

How many staff from your institution only were involved in the data collection and reporting process of this survey component?

<input type="text"/>	Number of Staff (including yourself)
----------------------	--------------------------------------

How many hours did you and others from your institution only spend on each of the steps below when responding to this survey component?  
*Exclude the hours spent collecting data for state and other reporting purposes.*

Staff member	Collecting Data Needed	Revising Data to Match IPEDS Requirements	Entering Data	Revising and Locking Data
Your office	<input type="text"/> hours	<input type="text"/> hours	<input type="text"/> hours	<input type="text"/> hours
Other offices	<input type="text"/> hours	<input type="text"/> hours	<input type="text"/> hours	<input type="text"/> hours

Institution: Florida Atlantic University (133669)

User ID: P1336692

## Summary screen

### 12-Month Enrollment Component Summary

IPEDS collects important information regarding your institution. All data reported in IPEDS survey components become available in the IPEDS Data Center and appear as aggregated data in various Department of Education reports. Additionally, some of the reported data appears specifically for your institution through the College Navigator website and is included in your institution's Data Feedback Report (DFR). The purpose of this summary is to provide you an opportunity to view some of the data that, when accepted through the IPEDS quality control process, will appear on the College Navigator website and/or your DFR. College Navigator is updated approximately three months after the data collection period closes and Data Feedback Reports will be available through the [Data Center](#) and sent to your institution's CEO in November 2020.

Please review your data for accuracy. If you have questions about the data displayed below after reviewing the data reported on the survey screens, please contact the IPEDS Help Desk at: 1-877-225-2568 or [ipedshelp@rti.org](mailto:ipedshelp@rti.org).

12-Month Unduplicated Headcount and Full-Time Equivalent Students		
Total 12-month unduplicated headcount		37,930
	Undergraduate student unduplicated headcount	31,632
	Graduate student unduplicated headcount	6,298
Total 12-month full-time equivalent (FTE) student enrollment		26,869
	Undergraduate student FTE	23,008
	Graduate student FTE	3,463
	Doctor's-professional practice FTE	398

Institution: Florida Atlantic University (133669 )

User ID: P1336692

[Edit Report](#)

## 12-month Enrollment

**There are no errors for the selected survey and institution.**