

Institution: Florida Atlantic University (133669)**User ID: P1336694****Completions Overview**

Welcome to the IPEDS Completions survey component. The Completions component is one of several IPEDS components that is conducted during the Fall data collection period. It collects the number of degrees and certificates awarded by field of study, level of award, race/ethnicity, and gender. The reporting period for the Completions component is during the 12-month time period beginning July 1 of the previous calendar year and ending June 30 of the current calendar year; therefore, for this year's Completions component, the reporting period is between July 1, 2018 and June 30, 2019. The Completions component is also collecting the number of students (e.g., completers) who earned awards between July 1, 2018 and June 30, 2019.

Changes to reporting for 2019-20

- The term 'contact hour' has been replaced with the term 'clock hour'
- The term 'formal award' has been replaced with the term 'recognized postsecondary credential'
- There is a new instruction to exclude students participating in Experimental Pell (See <https://experimentalsites.ed.gov/exp/approved.html>)

For 2020-21 changes, please review the preview screens available on the [Survey Materials](#) page. For more information on updates to CIP codes, see below.

CIP codes will need to be updated for the 2020-21 data collection.

The [CIP 2020 Website](#) includes a list of new CIP codes, a list of deleted CIP codes, a list of moved CIP Codes, and an online crosswalk of the 2010 CIP and 2020 CIP.

Some common Completions component errors include the following:

- Including award levels on your current year Completions that were not reported on your previous year's (PY) Institutional Characteristics (IC). [Award levels in the PY IC component cannot be changed; therefore, contact the IPEDS Help Desk at 1-877-225-2568 if you need assistance.]
- Forgetting to select CIP codes for new programs of study that are offered by the institution, but do not have completions for the reporting period.
- Forgetting to enter in zero in at least one of the cells for CIP codes that do not have completions.
- Even though Teacher Preparation certificate programs may require a bachelor's degree for admission, they are considered sub-bacalaureate undergraduate programs, and students in these programs are undergraduate students.

Keep in mind that some information provided by institutions on the Completions component appear in the [College Navigator](#), which is a major tool used by consumers searching for information about postsecondary education. It is therefore vitally important that you include accurate information about your institution.

Survey materials can be downloaded using the following link: [Survey Materials](#).

To access your prior year data submission for this component: [Reported Data](#)

| CIPCODE | Award Level | Major | Gender | Non Resident Alien | Hispanic / Latino | American Indian or Alaska Native | Asian | Black or African American | Native Hawaiian or Other Pacific Islander | White | Two or more Races | Race/ ethnicity unknown | Total | distance education program | |
|--|---|-------|--------|--------------------|-------------------|----------------------------------|-------|---------------------------|---|-------|-------------------|-------------------------|-------|----------------------------|-----|
| Mass Communication/Media Studies | 1 - Awards of less than 1 academic year | | Total | 0 | 0 | 0 | 0 | 0 | 0 | 0 | 0 | 0 | 0 | No | |
| 09.0102 | 6 - Postbaccalaureate certificates | 1 | Men | 0 | 0 | 0 | 0 | 0 | 0 | 0 | 0 | 0 | 0 | | |
| Mass Communication/Media Studies | | | Women | 0 | 0 | 0 | 0 | 0 | 0 | 0 | 0 | 1 | 0 | 1 | |
| | | | Total | 0 | 0 | 0 | 0 | 0 | 0 | 0 | 0 | 1 | 0 | 1 | No |
| 09.0199 | 7 - Master's degree | 1 | Men | 0 | 1 | 0 | 0 | 0 | 0 | 0 | 0 | 0 | 1 | | |
| Communication and Media Studies, Other | | | Women | 0 | 2 | 0 | 0 | 3 | 0 | 3 | 0 | 0 | 8 | | |
| | | | Total | 0 | 3 | 0 | 0 | 3 | 0 | 3 | 0 | 0 | 0 | 9 | No |
| 09.0702 | 5 - Bachelor's degree | 1 | Men | 2 | 18 | 1 | 0 | 9 | 0 | 28 | 4 | 2 | 64 | | |
| Digital Communication and Media/Multimedia | | | Women | 4 | 20 | 1 | 1 | 13 | 0 | 29 | 3 | 0 | 71 | | |
| | | | Total | 6 | 38 | 2 | 1 | 22 | 0 | 57 | 7 | 2 | 135 | No | |
| 09.0702 | 7 - Master's degree | 1 | Men | 0 | 0 | 0 | 0 | 0 | 0 | 0 | 0 | 0 | 0 | | |
| Digital Communication and Media/Multimedia | | | Women | 0 | 1 | 0 | 0 | 0 | 0 | 0 | 0 | 0 | 0 | 1 | |
| | | | Total | 0 | 1 | 0 | 0 | 0 | 0 | 0 | 0 | 0 | 0 | 1 | No |
| 09.0702 | 5 - Bachelor's degree | 2 | Men | 0 | 0 | 0 | 0 | 0 | 0 | 0 | 0 | 0 | 0 | | |
| Digital Communication and Media/Multimedia | | | Women | 0 | 2 | 0 | 0 | 0 | 0 | 0 | 0 | 0 | 0 | 2 | |
| | | | Total | 0 | 2 | 0 | 0 | 0 | 0 | 0 | 0 | 0 | 0 | 2 | No |
| 11.0101 | 1 - Awards of less than 1 academic year | 1 | Men | 0 | 0 | 0 | 0 | 0 | 0 | 0 | 0 | 0 | 0 | | |
| Computer and Information Sciences, General | | | Women | 0 | 0 | 0 | 0 | 0 | 0 | 0 | 0 | 0 | 0 | 0 | |
| | | | Total | 0 | 0 | 0 | 0 | 0 | 0 | 0 | 0 | 0 | 0 | 0 | Yes |
| 11.0101 | 5 - Bachelor's degree | 1 | Men | 3 | 32 | 0 | 18 | 19 | 0 | 49 | 4 | 0 | 125 | | |
| Computer and Information Sciences, General | | | Women | 2 | 9 | 0 | 1 | 3 | 0 | 6 | 0 | 0 | 21 | | |
| | | | Total | 5 | 41 | 0 | 19 | 22 | 0 | 55 | 4 | 0 | 146 | Yes | |
| 11.0101 | 6 - Postbaccalaureate certificates | 1 | Men | 0 | 3 | 0 | 1 | 1 | 0 | 12 | 0 | 0 | 17 | | |
| Computer and Information Sciences, General | | | Women | 2 | 1 | 0 | 1 | 0 | 0 | 1 | 0 | 0 | 5 | | |
| | | | Total | 2 | 4 | 0 | 2 | 1 | 0 | 13 | 0 | 0 | 22 | Yes | |
| 11.0101 | 7 - Master's degree | 1 | Men | 7 | 3 | 0 | 3 | 1 | 0 | 12 | 1 | 0 | 27 | | |
| Computer and Information Sciences, General | | | Women | 2 | 1 | 0 | 1 | 0 | 0 | 0 | 0 | 0 | 4 | | |
| | | | Total | 9 | 4 | 0 | 4 | 1 | 0 | 12 | 1 | 0 | 31 | Yes | |
| 11.0101 | 17 - Doctor's degree - research / scholarship | 1 | Men | 2 | 0 | 0 | 0 | 0 | 0 | 2 | 1 | 0 | 5 | | |
| Computer and Information Sciences, General | | | Women | 1 | 0 | 0 | 0 | 0 | 0 | 0 | 0 | 0 | 1 | | |
| | | | Total | 3 | 0 | 0 | 0 | 0 | 0 | 2 | 1 | 0 | 6 | No | |
| 11.0101 | 5 - Bachelor's degree | 2 | Men | 0 | 0 | 0 | 0 | 0 | 0 | 1 | 0 | 0 | 1 | | |
| Computer and Information Sciences, General | | | Women | 0 | 0 | 0 | 0 | 0 | 0 | 0 | 0 | 0 | 0 | 0 | |
| | | | Total | 0 | 0 | 0 | 0 | 0 | 0 | 1 | 0 | 0 | 0 | 1 | No |
| 11.0102 | 7 - Master's degree | 1 | Men | 0 | 0 | 0 | 0 | 0 | 0 | 0 | 0 | 0 | 0 | | |
| Artificial Intelligence | | | Women | 0 | 0 | 0 | 0 | 0 | 0 | 0 | 0 | 0 | 0 | 0 | |
| | | | Total | 0 | 0 | 0 | 0 | 0 | 0 | 0 | 0 | 0 | 0 | 0 | Yes |
| 11.0103 | 7 - Master's degree | 1 | Men | 0 | 0 | 0 | 0 | 0 | 0 | 1 | 0 | 0 | 1 | | |
| Information Technology | | | Women | 1 | 0 | 0 | 0 | 0 | 0 | 0 | 0 | 0 | 0 | 1 | |
| | | | Total | 1 | 0 | 0 | 0 | 0 | 0 | 1 | 0 | 0 | 0 | 2 | No |
| 11.0401 | 1 - Awards of less than 1 academic year | 1 | Men | 0 | 1 | 0 | 0 | 0 | 0 | 0 | 0 | 0 | 1 | | |
| Information Science/Studies | | | Women | 0 | 1 | 0 | 0 | 0 | 0 | 0 | 0 | 0 | 0 | 1 | |
| | | | Total | 0 | 2 | 0 | 0 | 0 | 0 | 0 | 0 | 0 | 0 | 2 | No |
| 11.1003 | | 1 | Men | 0 | 0 | 0 | 0 | 1 | 0 | 1 | 0 | 0 | 2 | | |

| CIPCODE | Award Level | Major | Gender | Non Resident Alien | Hispanic / Latino | American Indian or Alaska Native | Asian | Black or African American | Native Hawaiian or Other Pacific Islander | White | Two or more Races | Race/ ethnicity unknown | Total | distance education program |
|---|---|-------|--------|--------------------|-------------------|----------------------------------|-------|---------------------------|---|-------|-------------------|-------------------------|-------|----------------------------|
| Computer and Information Systems Security/Information Assurance | 1 - Awards of less than 1 academic year | | Women | 0 | 1 | 0 | 0 | 1 | 0 | 0 | 0 | 0 | 2 | |
| | | | Total | 0 | 1 | 0 | 0 | 2 | 0 | 1 | 0 | 0 | 4 | No |
| 13.0101 Education, General | 5 - Bachelor's degree | 1 | Men | 0 | 2 | 0 | 0 | 0 | 0 | 0 | 0 | 0 | 2 | |
| | | | Women | 1 | 20 | 0 | 4 | 30 | 0 | 20 | 3 | 0 | 78 | |
| | | | Total | 1 | 22 | 0 | 4 | 30 | 0 | 20 | 3 | 0 | 80 | No |
| 13.0101 Education, General | 7 - Master's degree | 1 | Men | 0 | 0 | 0 | 0 | 0 | 0 | 0 | 0 | 0 | 0 | |
| | | | Women | 0 | 0 | 0 | 0 | 0 | 0 | 0 | 0 | 0 | 0 | |
| | | | Total | 0 | 0 | 0 | 0 | 0 | 0 | 0 | 0 | 0 | 0 | No |
| 13.0301 Curriculum and Instruction | 7 - Master's degree | 1 | Men | 0 | 1 | 0 | 0 | 0 | 0 | 2 | 0 | 0 | 3 | |
| | | | Women | 0 | 1 | 0 | 0 | 0 | 0 | 7 | 0 | 0 | 8 | |
| | | | Total | 0 | 2 | 0 | 0 | 0 | 0 | 9 | 0 | 0 | 11 | Yes |
| 13.0301 Curriculum and Instruction | 8 - Post-Master's certificates | 1 | Men | 0 | 0 | 0 | 0 | 0 | 0 | 1 | 0 | 0 | 1 | |
| | | | Women | 0 | 0 | 0 | 0 | 0 | 0 | 1 | 0 | 0 | 1 | |
| | | | Total | 0 | 0 | 0 | 0 | 0 | 0 | 2 | 0 | 0 | 2 | No |
| 13.0301 Curriculum and Instruction | 17 - Doctor's degree - research / scholarship | 1 | Men | 0 | 0 | 0 | 0 | 0 | 0 | 1 | 0 | 0 | 1 | |
| | | | Women | 0 | 0 | 0 | 1 | 0 | 0 | 3 | 0 | 0 | 4 | |
| | | | Total | 0 | 0 | 0 | 1 | 0 | 0 | 4 | 0 | 0 | 5 | No |
| 13.0401 Educational Leadership and Administration, General | 7 - Master's degree | 1 | Men | 0 | 5 | 0 | 0 | 6 | 0 | 10 | 1 | 0 | 22 | |
| | | | Women | 0 | 9 | 0 | 0 | 14 | 0 | 27 | 2 | 0 | 52 | |
| | | | Total | 0 | 14 | 0 | 0 | 20 | 0 | 37 | 3 | 0 | 74 | Yes |
| 13.0401 Educational Leadership and Administration, General | 8 - Post-Master's certificates | 1 | Men | 0 | 0 | 0 | 0 | 0 | 0 | 2 | 0 | 0 | 2 | |
| | | | Women | 0 | 1 | 0 | 0 | 2 | 0 | 2 | 0 | 0 | 5 | |
| | | | Total | 0 | 1 | 0 | 0 | 2 | 0 | 4 | 0 | 0 | 7 | No |
| 13.0401 Educational Leadership and Administration, General | 17 - Doctor's degree - research / scholarship | 1 | Men | 2 | 1 | 0 | 0 | 0 | 0 | 1 | 0 | 0 | 4 | |
| | | | Women | 1 | 0 | 0 | 1 | 4 | 0 | 5 | 0 | 0 | 11 | |
| | | | Total | 3 | 1 | 0 | 1 | 4 | 0 | 6 | 0 | 0 | 15 | No |
| 13.0501 Educational/Instructional Technology | 7 - Master's degree | 1 | Men | 0 | 0 | 0 | 0 | 0 | 0 | 0 | 0 | 0 | 0 | |
| | | | Women | 0 | 0 | 0 | 0 | 0 | 0 | 4 | 0 | 0 | 4 | |
| | | | Total | 0 | 0 | 0 | 0 | 0 | 0 | 4 | 0 | 0 | 4 | No |
| 13.0901 Social and Philosophical Foundations of Education | 7 - Master's degree | 1 | Men | 0 | 0 | 0 | 0 | 0 | 0 | 0 | 0 | 0 | 0 | |
| | | | Women | 0 | 0 | 0 | 0 | 0 | 0 | 0 | 0 | 0 | 0 | |
| | | | Total | 0 | 0 | 0 | 0 | 0 | 0 | 0 | 0 | 0 | 0 | Yes |
| 13.1001 Special Education and Teaching, General | 5 - Bachelor's degree | 1 | Men | 0 | 0 | 0 | 0 | 0 | 0 | 1 | 0 | 0 | 1 | |
| | | | Women | 0 | 4 | 0 | 0 | 0 | 0 | 6 | 0 | 0 | 10 | |
| | | | Total | 0 | 4 | 0 | 0 | 0 | 0 | 7 | 0 | 0 | 11 | Yes |
| 13.1001 Special Education and Teaching, General | 7 - Master's degree | 1 | Men | 0 | 0 | 0 | 0 | 0 | 0 | 2 | 0 | 0 | 2 | |
| | | | Women | 0 | 2 | 0 | 0 | 0 | 0 | 6 | 0 | 0 | 8 | |
| | | | Total | 0 | 2 | 0 | 0 | 0 | 0 | 8 | 0 | 0 | 10 | Yes |
| 13.1001 Special Education and Teaching, General | 17 - Doctor's degree - research / scholarship | 1 | Men | 0 | 0 | 0 | 0 | 0 | 0 | 0 | 0 | 0 | 0 | |
| | | | Women | 0 | 0 | 0 | 0 | 1 | 0 | 3 | 1 | 0 | 5 | |
| | | | Total | 0 | 0 | 0 | 0 | 1 | 0 | 3 | 1 | 0 | 5 | Yes |
| 13.1101 Counselor Education/School Counseling and Guidance Services | 7 - Master's degree | 1 | Men | 0 | 1 | 0 | 0 | 4 | 0 | 0 | 0 | 0 | 5 | |
| | | | Women | 0 | 9 | 0 | 0 | 5 | 0 | 14 | 0 | 0 | 28 | |
| | | | Total | 0 | 10 | 0 | 0 | 9 | 0 | 14 | 0 | 0 | 33 | No |

| CIPCODE | Award Level | Major | Gender | Non Resident Alien | Hispanic / Latino | American Indian or Alaska Native | Asian | Black or African American | Native Hawaiian or Other Pacific Islander | White | Two or more Races | Race/ ethnicity unknown | Total | distance education program |
|--|---|-------|--------|--------------------|-------------------|----------------------------------|-------|---------------------------|---|-------|-------------------|-------------------------|-------|----------------------------|
| 13.1101 Counselor Education/School Counseling and Guidance Services | 8 - Post-Master's certificates | 1 | Men | 0 | 1 | 0 | 0 | 0 | 0 | 2 | 1 | 0 | 4 | |
| | | | Women | 0 | 4 | 0 | 0 | 5 | 0 | 6 | 0 | 0 | 15 | |
| | | | Total | 0 | 5 | 0 | 0 | 5 | 0 | 8 | 1 | 0 | 19 | No |
| 13.1101 Counselor Education/School Counseling and Guidance Services | 17 - Doctor's degree - research / scholarship | 1 | Men | 0 | 0 | 0 | 0 | 0 | 0 | 1 | 0 | 0 | 1 | |
| | | | Women | 0 | 2 | 0 | 0 | 0 | 0 | 3 | 0 | 0 | 5 | |
| | | | Total | 0 | 2 | 0 | 0 | 0 | 0 | 4 | 0 | 0 | 6 | No |
| 13.1202 Elementary Education and Teaching | 5 - Bachelor's degree | 1 | Men | 0 | 1 | 0 | 0 | 0 | 0 | 6 | 0 | 0 | 7 | |
| | | | Women | 0 | 18 | 0 | 2 | 8 | 0 | 73 | 4 | 0 | 105 | |
| | | | Total | 0 | 19 | 0 | 2 | 8 | 0 | 79 | 4 | 0 | 112 | No |
| 13.1202 Elementary Education and Teaching | 7 - Master's degree | 1 | Men | 0 | 0 | 0 | 0 | 0 | 0 | 0 | 0 | 0 | 0 | |
| | | | Women | 1 | 0 | 0 | 0 | 2 | 0 | 6 | 0 | 0 | 9 | |
| | | | Total | 1 | 0 | 0 | 0 | 2 | 0 | 6 | 0 | 0 | 9 | No |
| 13.1205 Secondary Education and Teaching | 7 - Master's degree | 1 | Men | 0 | 0 | 0 | 0 | 0 | 0 | 1 | 0 | 0 | 1 | |
| | | | Women | 0 | 0 | 0 | 0 | 1 | 0 | 0 | 0 | 0 | 1 | |
| | | | Total | 0 | 0 | 0 | 0 | 1 | 0 | 1 | 0 | 0 | 2 | No |
| 13.1302 Art Teacher Education | 7 - Master's degree | 1 | Men | 0 | 0 | 0 | 0 | 0 | 0 | 0 | 0 | 0 | 0 | |
| | | | Women | 0 | 0 | 0 | 0 | 0 | 0 | 0 | 0 | 0 | 0 | |
| | | | Total | 0 | 0 | 0 | 0 | 0 | 0 | 0 | 0 | 0 | 0 | No |
| 13.1305 English/Language Arts Teacher Education | 5 - Bachelor's degree | 1 | Men | 0 | 1 | 0 | 0 | 0 | 0 | 3 | 0 | 0 | 4 | |
| | | | Women | 0 | 2 | 0 | 0 | 0 | 0 | 4 | 0 | 0 | 6 | |
| | | | Total | 0 | 3 | 0 | 0 | 0 | 0 | 7 | 0 | 0 | 10 | No |
| 13.1311 Mathematics Teacher Education | 5 - Bachelor's degree | 1 | Men | 0 | 0 | 0 | 0 | 0 | 0 | 2 | 0 | 0 | 2 | |
| | | | Women | 0 | 0 | 0 | 0 | 0 | 0 | 0 | 0 | 0 | 0 | |
| | | | Total | 0 | 0 | 0 | 0 | 0 | 0 | 2 | 0 | 0 | 2 | No |
| 13.1311 Mathematics Teacher Education | 7 - Master's degree | 1 | Men | 0 | 0 | 0 | 0 | 0 | 0 | 0 | 0 | 0 | 0 | |
| | | | Women | 0 | 0 | 0 | 0 | 0 | 0 | 0 | 0 | 0 | 0 | |
| | | | Total | 0 | 0 | 0 | 0 | 0 | 0 | 0 | 0 | 0 | 0 | No |
| 13.1312 Music Teacher Education | 5 - Bachelor's degree | 1 | Men | 0 | 0 | 0 | 0 | 0 | 0 | 3 | 0 | 0 | 3 | |
| | | | Women | 0 | 0 | 0 | 0 | 1 | 0 | 2 | 0 | 0 | 3 | |
| | | | Total | 0 | 0 | 0 | 0 | 1 | 0 | 5 | 0 | 0 | 6 | No |
| 13.1315 Reading Teacher Education | 7 - Master's degree | 1 | Men | 0 | 0 | 0 | 0 | 0 | 0 | 0 | 0 | 0 | 0 | |
| | | | Women | 0 | 0 | 0 | 0 | 0 | 0 | 0 | 0 | 0 | 0 | |
| | | | Total | 0 | 0 | 0 | 0 | 0 | 0 | 0 | 0 | 0 | 0 | No |
| 13.1316 Science Teacher Education/General Science Teacher Education | 5 - Bachelor's degree | 1 | Men | 0 | 0 | 0 | 0 | 0 | 0 | 2 | 0 | 0 | 2 | |
| | | | Women | 0 | 0 | 0 | 0 | 0 | 0 | 1 | 0 | 0 | 1 | |
| | | | Total | 0 | 0 | 0 | 0 | 0 | 0 | 3 | 0 | 0 | 3 | No |
| 13.1317 Social Science Teacher Education | 5 - Bachelor's degree | 1 | Men | 0 | 1 | 0 | 0 | 0 | 0 | 7 | 0 | 0 | 8 | |
| | | | Women | 0 | 2 | 0 | 0 | 0 | 0 | 5 | 0 | 0 | 7 | |
| | | | Total | 0 | 3 | 0 | 0 | 0 | 0 | 12 | 0 | 0 | 15 | No |
| 13.1399 Teacher Education and Professional Development, Specific Subject Areas, Other | 7 - Master's degree | 1 | Men | 0 | 0 | 0 | 0 | 0 | 0 | 0 | 0 | 0 | 0 | |
| | | | Women | 0 | 0 | 0 | 0 | 0 | 0 | 3 | 1 | 0 | 4 | |
| | | | Total | 0 | 0 | 0 | 0 | 0 | 0 | 3 | 1 | 0 | 4 | No |
| 13.1401 | | 1 | Men | 0 | 1 | 0 | 0 | 0 | 0 | 2 | 0 | 0 | 3 | |

| CIPCODE | Award Level | Major | Gender | Non Resident Alien | Hispanic / Latino | American Indian or Alaska Native | Asian | Black or African American | Native Hawaiian or Other Pacific Islander | White | Two or more Races | Race/ ethnicity unknown | Total | distance education program |
|--|---|-------|--------|--------------------|-------------------|----------------------------------|-------|---------------------------|---|-------|-------------------|-------------------------|-------|----------------------------|
| Teaching English as a Second or Foreign Language/ESL Language Instructor | 1 - Awards of less than 1 academic year | | Women | 0 | 2 | 0 | 0 | 2 | 0 | 3 | 2 | 0 | 9 | |
| | | | Total | 0 | 3 | 0 | 0 | 2 | 0 | 5 | 2 | 0 | 12 | No |
| 13.1401 | 6 - Postbaccalaureate certificates | 1 | Men | 0 | 0 | 0 | 0 | 0 | 0 | 1 | 0 | 0 | 1 | |
| Teaching English as a Second or Foreign Language/ESL Language Instructor | | | Women | 0 | 0 | 0 | 0 | 0 | 0 | 0 | 0 | 0 | 0 | |
| | | | Total | 0 | 0 | 0 | 0 | 0 | 0 | 1 | 0 | 0 | 0 | 1 |
| 13.1401 | 7 - Master's degree | 1 | Men | 0 | 0 | 0 | 0 | 0 | 0 | 0 | 0 | 0 | 0 | |
| Teaching English as a Second or Foreign Language/ESL Language Instructor | | | Women | 0 | 0 | 0 | 0 | 0 | 0 | 0 | 0 | 0 | 0 | |
| | | | Total | 0 | 0 | 0 | 0 | 0 | 0 | 0 | 0 | 0 | 0 | 0 |
| 14.0501 | 1 - Awards of less than 1 academic year | 1 | Men | 0 | 0 | 0 | 0 | 0 | 0 | 0 | 0 | 0 | 0 | |
| Bioengineering and Biomedical Engineering | | | Women | 0 | 0 | 0 | 0 | 0 | 0 | 0 | 0 | 0 | 0 | |
| | | | Total | 0 | 0 | 0 | 0 | 0 | 0 | 0 | 0 | 0 | 0 | 0 |
| 14.0501 | 6 - Postbaccalaureate certificates | 1 | Men | 0 | 1 | 0 | 0 | 0 | 0 | 1 | 0 | 0 | 2 | |
| Bioengineering and Biomedical Engineering | | | Women | 0 | 0 | 0 | 0 | 0 | 0 | 1 | 0 | 0 | 1 | |
| | | | Total | 0 | 1 | 0 | 0 | 0 | 0 | 2 | 0 | 0 | 3 | No |
| 14.0501 | 7 - Master's degree | 1 | Men | 2 | 1 | 0 | 0 | 0 | 0 | 1 | 2 | 0 | 6 | |
| Bioengineering and Biomedical Engineering | | | Women | 1 | 0 | 0 | 1 | 0 | 0 | 4 | 0 | 0 | 6 | |
| | | | Total | 3 | 1 | 0 | 1 | 0 | 0 | 5 | 2 | 0 | 12 | No |
| 14.0801 | 5 - Bachelor's degree | 1 | Men | 2 | 10 | 0 | 2 | 9 | 0 | 21 | 0 | 0 | 44 | |
| Civil Engineering, General | | | Women | 1 | 2 | 0 | 2 | 0 | 0 | 5 | 0 | 0 | 10 | |
| | | | Total | 3 | 12 | 0 | 4 | 9 | 0 | 26 | 0 | 0 | 54 | No |
| 14.0801 | 7 - Master's degree | 1 | Men | 3 | 6 | 0 | 0 | 2 | 0 | 2 | 0 | 0 | 13 | |
| Civil Engineering, General | | | Women | 4 | 2 | 0 | 1 | 0 | 0 | 0 | 0 | 0 | 7 | |
| | | | Total | 7 | 8 | 0 | 1 | 2 | 0 | 2 | 0 | 0 | 20 | No |
| 14.0901 | 5 - Bachelor's degree | 1 | Men | 2 | 16 | 0 | 3 | 8 | 0 | 8 | 2 | 0 | 39 | |
| Computer Engineering, General | | | Women | 0 | 2 | 0 | 0 | 0 | 0 | 1 | 0 | 0 | 3 | |
| | | | Total | 2 | 18 | 0 | 3 | 8 | 0 | 9 | 2 | 0 | 42 | No |
| 14.0901 | 7 - Master's degree | 1 | Men | 0 | 4 | 0 | 2 | 1 | 0 | 4 | 1 | 0 | 12 | |
| Computer Engineering, General | | | Women | 0 | 1 | 0 | 0 | 0 | 0 | 0 | 0 | 0 | 1 | |
| | | | Total | 0 | 5 | 0 | 2 | 1 | 0 | 4 | 1 | 0 | 13 | No |
| 14.0901 | 17 - Doctor's degree - research / scholarship | 1 | Men | 2 | 0 | 0 | 0 | 0 | 0 | 1 | 0 | 0 | 3 | |
| Computer Engineering, General | | | Women | 0 | 0 | 0 | 0 | 0 | 0 | 0 | 0 | 0 | 0 | |
| | | | Total | 2 | 0 | 0 | 0 | 0 | 0 | 1 | 0 | 0 | 3 | No |
| 14.1001 | 5 - Bachelor's degree | 1 | Men | 3 | 8 | 0 | 1 | 13 | 0 | 21 | 2 | 0 | 48 | |
| Electrical and Electronics Engineerin | | | Women | 0 | 0 | 0 | 2 | 0 | 0 | 1 | 0 | 0 | 3 | |
| | | | Total | 3 | 8 | 0 | 3 | 13 | 0 | 22 | 2 | 0 | 51 | No |
| 14.1001 | 7 - Master's degree | 1 | Men | 2 | 4 | 0 | 1 | 2 | 0 | 2 | 0 | 0 | 11 | |
| Electrical and Electronics Engineerin | | | Women | 0 | 0 | 0 | 0 | 0 | 0 | 0 | 0 | 0 | 0 | |
| | | | Total | 2 | 4 | 0 | 1 | 2 | 0 | 2 | 0 | 0 | 11 | Yes |
| 14.1001 | 17 - Doctor's degree - research / scholarship | 1 | Men | 0 | 0 | 0 | 0 | 0 | 0 | 0 | 0 | 0 | 0 | |
| Electrical and Electronics Engineerin | | | Women | 1 | 1 | 0 | 0 | 0 | 0 | 0 | 0 | 0 | 2 | |
| | | | Total | 1 | 1 | 0 | 0 | 0 | 0 | 0 | 0 | 0 | 2 | No |
| 14.1401 | 5 - Bachelor's degree | 1 | Men | 0 | 2 | 0 | 1 | 0 | 0 | 2 | 0 | 0 | 5 | |
| Environmental/Environmental Health Engineering | | | Women | 0 | 2 | 0 | 0 | 0 | 0 | 2 | 0 | 0 | 4 | |

| CIPCODE | Award Level | Major | Gender | Non Resident Alien | Hispanic / Latino | American Indian or Alaska Native | Asian | Black or African American | Native Hawaiian or Other Pacific Islander | White | Two or more Races | Race/ ethnicity unknown | Total | distance education program | |
|---|---|-------|--------|--------------------|-------------------|----------------------------------|-------|---------------------------|---|-------|-------------------|-------------------------|-------|----------------------------|----|
| | | | Total | 0 | 0 | 0 | 0 | 0 | 0 | 0 | 0 | 0 | 0 | No | |
| 16.0102 Linguistics | 5 - Bachelor's degree | 2 | Men | 0 | 1 | 0 | 0 | 0 | 0 | 0 | 0 | 0 | 1 | | |
| | | | Women | 0 | 0 | 0 | 0 | 0 | 0 | 0 | 0 | 0 | 0 | | |
| | | | Total | 0 | 1 | 0 | 0 | 0 | 0 | 0 | 0 | 0 | 0 | 1 | No |
| 16.0103 Language Interpretation and Translation | 1 - Awards of less than 1 academic year | 1 | Men | 0 | 0 | 0 | 0 | 0 | 0 | 0 | 0 | 0 | 0 | | |
| | | | Women | 0 | 0 | 0 | 0 | 0 | 0 | 0 | 0 | 0 | 0 | | |
| | | | Total | 0 | 0 | 0 | 0 | 0 | 0 | 0 | 0 | 0 | 0 | 0 | No |
| 16.0103 Language Interpretation and Translation | 6 - Postbaccalaureate certificates | 1 | Men | 0 | 0 | 0 | 0 | 0 | 0 | 0 | 0 | 0 | 0 | | |
| | | | Women | 0 | 0 | 0 | 0 | 0 | 0 | 0 | 0 | 0 | 0 | | |
| | | | Total | 0 | 0 | 0 | 0 | 0 | 0 | 0 | 0 | 0 | 0 | 0 | No |
| 16.0901 French Language and Literature | 5 - Bachelor's degree | 1 | Men | 0 | 1 | 0 | 0 | 1 | 0 | 0 | 0 | 0 | 2 | | |
| | | | Women | 0 | 0 | 0 | 0 | 0 | 0 | 0 | 0 | 0 | 0 | | |
| | | | Total | 0 | 1 | 0 | 0 | 1 | 0 | 0 | 0 | 0 | 0 | 2 | No |
| 16.0901 French Language and Literature | 7 - Master's degree | 1 | Men | 0 | 0 | 0 | 0 | 0 | 0 | 0 | 0 | 0 | 0 | | |
| | | | Women | 0 | 1 | 0 | 0 | 0 | 0 | 0 | 0 | 0 | 0 | 1 | |
| | | | Total | 0 | 1 | 0 | 0 | 0 | 0 | 0 | 0 | 0 | 0 | 1 | No |
| 16.0901 French Language and Literature | 5 - Bachelor's degree | 2 | Men | 0 | 0 | 0 | 0 | 0 | 0 | 0 | 0 | 0 | 0 | | |
| | | | Women | 0 | 0 | 0 | 0 | 0 | 0 | 0 | 0 | 0 | 0 | 0 | |
| | | | Total | 0 | 0 | 0 | 0 | 0 | 0 | 0 | 0 | 0 | 0 | 0 | No |
| 16.0905 Spanish Language and Literature | 5 - Bachelor's degree | 1 | Men | 0 | 0 | 0 | 0 | 0 | 0 | 0 | 0 | 0 | 0 | | |
| | | | Women | 0 | 2 | 0 | 0 | 0 | 0 | 1 | 0 | 0 | 3 | | |
| | | | Total | 0 | 2 | 0 | 0 | 0 | 0 | 1 | 0 | 0 | 3 | 3 | No |
| 16.0905 Spanish Language and Literature | 7 - Master's degree | 1 | Men | 0 | 0 | 0 | 0 | 0 | 0 | 0 | 0 | 0 | 0 | | |
| | | | Women | 0 | 0 | 0 | 0 | 0 | 0 | 0 | 0 | 0 | 0 | 0 | |
| | | | Total | 0 | 0 | 0 | 0 | 0 | 0 | 0 | 0 | 0 | 0 | 0 | No |
| 16.0905 Spanish Language and Literature | 5 - Bachelor's degree | 2 | Men | 0 | 0 | 0 | 0 | 0 | 0 | 0 | 0 | 0 | 0 | | |
| | | | Women | 1 | 1 | 0 | 0 | 0 | 0 | 0 | 0 | 0 | 0 | 2 | |
| | | | Total | 1 | 1 | 0 | 0 | 0 | 0 | 0 | 0 | 0 | 0 | 2 | No |
| 19.0702 Adult Development and Aging | 1 - Awards of less than 1 academic year | 1 | Men | 0 | 0 | 0 | 0 | 0 | 0 | 1 | 0 | 0 | 1 | | |
| | | | Women | 0 | 2 | 0 | 0 | 1 | 0 | 2 | 0 | 0 | 5 | | |
| | | | Total | 0 | 2 | 0 | 0 | 1 | 0 | 3 | 0 | 0 | 6 | 6 | No |
| 19.0702 Adult Development and Aging | 6 - Postbaccalaureate certificates | 1 | Men | 0 | 0 | 0 | 0 | 0 | 0 | 0 | 0 | 0 | 0 | | |
| | | | Women | 0 | 1 | 0 | 1 | 1 | 0 | 4 | 0 | 0 | 7 | | |
| | | | Total | 0 | 1 | 0 | 1 | 1 | 0 | 4 | 0 | 0 | 7 | 7 | No |
| 23.0101 English Language and Literature, General | 5 - Bachelor's degree | 1 | Men | 1 | 11 | 0 | 2 | 2 | 0 | 14 | 0 | 1 | 31 | | |
| | | | Women | 1 | 22 | 1 | 0 | 12 | 0 | 26 | 5 | 0 | 67 | | |
| | | | Total | 2 | 33 | 1 | 2 | 14 | 0 | 40 | 5 | 1 | 98 | 98 | No |
| 23.0101 English Language and Literature, General | 7 - Master's degree | 1 | Men | 0 | 1 | 0 | 0 | 1 | 0 | 3 | 0 | 0 | 5 | | |
| | | | Women | 0 | 1 | 0 | 0 | 0 | 0 | 4 | 0 | 0 | 5 | | |
| | | | Total | 0 | 2 | 0 | 0 | 1 | 0 | 7 | 0 | 0 | 10 | 10 | No |
| 23.0101 English Language and Literature, General | 5 - Bachelor's degree | 2 | Men | 0 | 0 | 0 | 0 | 0 | 0 | 0 | 0 | 0 | 0 | | |
| | | | Women | 0 | 0 | 0 | 0 | 1 | 0 | 1 | 0 | 0 | 2 | | |
| | | | Total | 0 | 0 | 0 | 0 | 1 | 0 | 1 | 0 | 0 | 2 | 2 | No |
| 23.1302 Creative Writing | 7 - Master's degree | 1 | Men | 1 | 0 | 0 | 0 | 0 | 0 | 3 | 0 | 0 | 4 | | |
| | | | Women | 1 | 0 | 0 | 0 | 0 | 0 | 3 | 0 | 0 | 4 | | |
| | | | Total | 2 | 0 | 0 | 0 | 0 | 0 | 6 | 0 | 0 | 8 | 8 | No |

| CIPCODE | Award Level | Major | Gender | Non Resident Alien | Hispanic / Latino | American Indian or Alaska Native | Asian | Black or African American | Native Hawaiian or Other Pacific Islander | White | Two or more Races | Race/ ethnicity unknown | Total | distance education program |
|--|---|-------|--------|--------------------|-------------------|----------------------------------|-------|---------------------------|---|-------|-------------------|-------------------------|-------|----------------------------|
| 27.0101 Mathematics, General | 5 - Bachelor's degree | 1 | Men | 0 | 4 | 1 | 2 | 2 | 0 | 8 | 0 | 1 | 18 | |
| | | | Women | 0 | 3 | 0 | 0 | 3 | 0 | 3 | 0 | 0 | 9 | |
| | | | Total | 0 | 7 | 1 | 2 | 5 | 0 | 11 | 0 | 1 | 27 | No |
| 27.0101 Mathematics, General | 6 - Postbaccalaureate certificates | 1 | Men | 0 | 0 | 0 | 0 | 0 | 0 | 2 | 0 | 0 | 2 | |
| | | | Women | 0 | 0 | 0 | 0 | 0 | 0 | 0 | 0 | 0 | 0 | |
| | | | Total | 0 | 0 | 0 | 0 | 0 | 0 | 2 | 0 | 0 | 2 | No |
| 27.0101 Mathematics, General | 7 - Master's degree | 1 | Men | 1 | 3 | 0 | 0 | 0 | 0 | 0 | 0 | 0 | 4 | |
| | | | Women | 0 | 1 | 0 | 1 | 0 | 0 | 0 | 1 | 0 | 3 | |
| | | | Total | 1 | 4 | 0 | 1 | 0 | 0 | 0 | 1 | 0 | 7 | No |
| 27.0101 Mathematics, General | 17 - Doctor's degree - research / scholarship | 1 | Men | 1 | 1 | 0 | 0 | 0 | 0 | 4 | 0 | 0 | 6 | |
| | | | Women | 0 | 0 | 0 | 0 | 0 | 0 | 0 | 0 | 0 | 0 | |
| | | | Total | 1 | 1 | 0 | 0 | 0 | 0 | 4 | 0 | 0 | 6 | No |
| 27.0301 Applied Mathematics, General | 7 - Master's degree | 1 | Men | 0 | 0 | 0 | 0 | 0 | 0 | 2 | 0 | 0 | 2 | |
| | | | Women | 0 | 0 | 0 | 0 | 0 | 0 | 0 | 0 | 0 | 0 | |
| | | | Total | 0 | 0 | 0 | 0 | 0 | 0 | 2 | 0 | 0 | 2 | No |
| 27.0501 Statistics, General | 1 - Awards of less than 1 academic year | 1 | Men | 0 | 1 | 0 | 0 | 0 | 0 | 1 | 0 | 0 | 2 | |
| | | | Women | 0 | 0 | 0 | 0 | 0 | 0 | 0 | 0 | 0 | 0 | |
| | | | Total | 0 | 1 | 0 | 0 | 0 | 0 | 1 | 0 | 0 | 2 | No |
| 30.0000 Multi-/Interdisciplinary Studies, General | 5 - Bachelor's degree | 1 | Men | 4 | 29 | 0 | 9 | 40 | 0 | 69 | 1 | 3 | 155 | |
| | | | Women | 2 | 70 | 1 | 5 | 106 | 1 | 96 | 12 | 0 | 293 | |
| | | | Total | 6 | 99 | 1 | 14 | 146 | 1 | 165 | 13 | 3 | 448 | No |
| 30.0501 Peace Studies and Conflict Resolution | 1 - Awards of less than 1 academic year | 1 | Men | 0 | 1 | 0 | 0 | 0 | 0 | 0 | 0 | 0 | 1 | |
| | | | Women | 0 | 0 | 0 | 0 | 0 | 0 | 0 | 0 | 0 | 0 | |
| | | | Total | 0 | 1 | 0 | 0 | 0 | 0 | 0 | 0 | 0 | 1 | No |
| 30.2201 Ancient Studies/Civilization | 1 - Awards of less than 1 academic year | 1 | Men | 0 | 0 | 0 | 0 | 0 | 0 | 0 | 0 | 0 | 0 | |
| | | | Women | 0 | 0 | 0 | 0 | 0 | 0 | 0 | 1 | 0 | 1 | |
| | | | Total | 0 | 0 | 0 | 0 | 0 | 0 | 0 | 1 | 0 | 1 | No |
| 30.3201 Marine Sciences | 7 - Master's degree | 1 | Men | 0 | 0 | 0 | 0 | 0 | 0 | 1 | 0 | 0 | 1 | |
| | | | Women | 0 | 0 | 0 | 1 | 0 | 0 | 1 | 0 | 0 | 2 | |
| | | | Total | 0 | 0 | 0 | 1 | 0 | 0 | 2 | 0 | 0 | 3 | No |
| 30.9999 Multi-/Interdisciplinary Studies, Other | 1 - Awards of less than 1 academic year | 1 | Men | 0 | 1 | 0 | 0 | 0 | 0 | 1 | 0 | 0 | 2 | |
| | | | Women | 0 | 0 | 0 | 0 | 0 | 0 | 2 | 0 | 0 | 2 | |
| | | | Total | 0 | 1 | 0 | 0 | 0 | 0 | 3 | 0 | 0 | 4 | No |
| 30.9999 Multi-/Interdisciplinary Studies, Other | 5 - Bachelor's degree | 1 | Men | 0 | 0 | 0 | 0 | 0 | 0 | 0 | 0 | 0 | 0 | |
| | | | Women | 0 | 0 | 0 | 0 | 0 | 0 | 0 | 0 | 0 | 0 | |
| | | | Total | 0 | 0 | 0 | 0 | 0 | 0 | 0 | 0 | 0 | 0 | No |
| 30.9999 Multi-/Interdisciplinary Studies, Other | 17 - Doctor's degree - research / scholarship | 1 | Men | 0 | 0 | 0 | 0 | 0 | 0 | 2 | 1 | 0 | 3 | |
| | | | Women | 2 | 0 | 0 | 0 | 0 | 0 | 3 | 0 | 0 | 5 | |
| | | | Total | 2 | 0 | 0 | 0 | 0 | 0 | 5 | 1 | 0 | 8 | No |
| 31.0505 Kinesiology and Exercise Science | 5 - Bachelor's degree | 1 | Men | 2 | 20 | 0 | 2 | 17 | 0 | 31 | 5 | 1 | 78 | |
| | | | Women | 1 | 26 | 0 | 2 | 20 | 0 | 48 | 4 | 0 | 101 | |
| | | | Total | 3 | 46 | 0 | 4 | 37 | 0 | 79 | 9 | 1 | 179 | No |
| 31.0505 Kinesiology and Exercise Science | 7 - Master's degree | 1 | Men | 1 | 4 | 0 | 0 | 0 | 0 | 9 | 0 | 0 | 14 | |
| | | | Women | 0 | 1 | 0 | 0 | 1 | 0 | 5 | 0 | 0 | 7 | |
| | | | Total | 1 | 5 | 0 | 0 | 1 | 0 | 14 | 0 | 0 | 21 | Yes |
| 38.0101 | | 1 | Men | 0 | 1 | 0 | 0 | 0 | 0 | 1 | 2 | 1 | 5 | |

| CIPCODE | Award Level | Major | Gender | Non Resident Alien | Hispanic / Latino | American Indian or Alaska Native | Asian | Black or African American | Native Hawaiian or Other Pacific Islander | White | Two or more Races | Race/ ethnicity unknown | Total | distance education program | |
|-------------------------------------|---|-------|--------|--------------------|-------------------|----------------------------------|-------|---------------------------|---|-------|-------------------|-------------------------|-------|----------------------------|----|
| 44.0401 Public Administration | 5 - Bachelor's degree | 1 | Men | 0 | 3 | 0 | 0 | 4 | 0 | 4 | 1 | 0 | 12 | | |
| | | | Women | 0 | 3 | 0 | 1 | 7 | 0 | 6 | 0 | 0 | 17 | | |
| | | | Total | 0 | 6 | 0 | 1 | 11 | 0 | 10 | 1 | 0 | 29 | Yes | |
| 44.0401 Public Administration | 7 - Master's degree | 1 | Men | 1 | 0 | 0 | 1 | 2 | 0 | 5 | 0 | 0 | 9 | | |
| | | | Women | 0 | 1 | 0 | 0 | 3 | 0 | 3 | 0 | 0 | 7 | | |
| | | | Total | 1 | 1 | 0 | 1 | 5 | 0 | 8 | 0 | 0 | 16 | No | |
| 44.0401 Public Administration | 17 - Doctor's degree - research / scholarship | 1 | Men | 0 | 0 | 0 | 1 | 0 | 0 | 1 | 0 | 0 | 2 | | |
| | | | Women | 0 | 0 | 0 | 0 | 0 | 0 | 1 | 0 | 0 | 1 | | |
| | | | Total | 0 | 0 | 0 | 1 | 0 | 0 | 2 | 0 | 0 | 3 | No | |
| 44.0401 Public Administration | 5 - Bachelor's degree | 2 | Men | 0 | 0 | 0 | 0 | 0 | 0 | 0 | 0 | 0 | 0 | | |
| | | | Women | 0 | 1 | 0 | 0 | 0 | 0 | 0 | 0 | 0 | 0 | 1 | |
| | | | Total | 0 | 1 | 0 | 0 | 0 | 0 | 0 | 0 | 0 | 0 | 1 | No |
| 44.0701 Social Work | 1 - Awards of less than 1 academic year | 1 | Men | 0 | 0 | 0 | 0 | 1 | 0 | 0 | 0 | 0 | 1 | | |
| | | | Women | 0 | 5 | 0 | 0 | 5 | 0 | 4 | 1 | 1 | 16 | | |
| | | | Total | 0 | 5 | 0 | 0 | 6 | 0 | 4 | 1 | 1 | 17 | No | |
| 44.0701 Social Work | 5 - Bachelor's degree | 1 | Men | 0 | 3 | 0 | 2 | 6 | 0 | 9 | 0 | 0 | 20 | | |
| | | | Women | 2 | 35 | 0 | 2 | 78 | 0 | 35 | 5 | 2 | 159 | | |
| | | | Total | 2 | 38 | 0 | 4 | 84 | 0 | 44 | 5 | 2 | 179 | No | |
| 44.0701 Social Work | 6 - Postbaccalaureate certificates | 1 | Men | 0 | 0 | 0 | 0 | 1 | 0 | 0 | 0 | 0 | 1 | | |
| | | | Women | 0 | 3 | 0 | 0 | 1 | 0 | 4 | 0 | 0 | 8 | | |
| | | | Total | 0 | 3 | 0 | 0 | 2 | 0 | 4 | 0 | 0 | 9 | No | |
| 44.0701 Social Work | 7 - Master's degree | 1 | Men | 0 | 0 | 0 | 0 | 0 | 0 | 0 | 0 | 0 | 0 | | |
| | | | Women | 0 | 0 | 0 | 0 | 0 | 0 | 0 | 0 | 0 | 0 | 0 | |
| | | | Total | 0 | 0 | 0 | 0 | 0 | 0 | 0 | 0 | 0 | 0 | 0 | No |
| 45.0101 Social Sciences, General | 5 - Bachelor's degree | 1 | Men | 0 | 0 | 0 | 0 | 0 | 0 | 0 | 0 | 0 | 0 | | |
| | | | Women | 0 | 0 | 0 | 0 | 0 | 0 | 0 | 0 | 0 | 0 | 0 | |
| | | | Total | 0 | 0 | 0 | 0 | 0 | 0 | 0 | 0 | 0 | 0 | 0 | No |
| 45.0201 Anthropology | 5 - Bachelor's degree | 1 | Men | 0 | 6 | 0 | 0 | 0 | 0 | 6 | 0 | 0 | 12 | | |
| | | | Women | 0 | 12 | 1 | 0 | 4 | 0 | 10 | 0 | 0 | 27 | | |
| | | | Total | 0 | 18 | 1 | 0 | 4 | 0 | 16 | 0 | 0 | 39 | No | |
| 45.0201 Anthropology | 7 - Master's degree | 1 | Men | 0 | 0 | 0 | 0 | 0 | 0 | 1 | 0 | 0 | 1 | | |
| | | | Women | 0 | 0 | 0 | 0 | 0 | 0 | 2 | 0 | 0 | 2 | | |
| | | | Total | 0 | 0 | 0 | 0 | 0 | 0 | 3 | 0 | 0 | 3 | No | |
| 45.0201 Anthropology | 5 - Bachelor's degree | 2 | Men | 0 | 0 | 0 | 0 | 0 | 0 | 0 | 0 | 0 | 0 | | |
| | | | Women | 0 | 0 | 0 | 0 | 0 | 0 | 0 | 0 | 0 | 0 | 0 | |
| | | | Total | 0 | 0 | 0 | 0 | 0 | 0 | 0 | 0 | 0 | 0 | 0 | No |
| 45.0601 Economics, General | 5 - Bachelor's degree | 1 | Men | 2 | 16 | 0 | 1 | 7 | 0 | 24 | 2 | 0 | 52 | | |
| | | | Women | 2 | 8 | 1 | 0 | 1 | 0 | 7 | 0 | 0 | 19 | | |
| | | | Total | 4 | 24 | 1 | 1 | 8 | 0 | 31 | 2 | 0 | 71 | No | |
| 45.0601 Economics, General | 7 - Master's degree | 1 | Men | 1 | 1 | 0 | 0 | 0 | 0 | 6 | 1 | 0 | 9 | | |
| | | | Women | 0 | 1 | 0 | 0 | 0 | 0 | 3 | 0 | 0 | 4 | | |
| | | | Total | 1 | 2 | 0 | 0 | 0 | 0 | 9 | 1 | 0 | 13 | No | |
| 45.0601 Economics, General | 5 - Bachelor's degree | 2 | Men | 0 | 0 | 0 | 0 | 1 | 0 | 0 | 0 | 0 | 1 | | |
| | | | Women | 0 | 0 | 0 | 0 | 0 | 0 | 0 | 0 | 0 | 0 | 0 | |
| | | | Total | 0 | 0 | 0 | 0 | 1 | 0 | 0 | 0 | 0 | 0 | 1 | No |
| 45.0701 | | 1 | Men | 0 | 0 | 0 | 0 | 1 | 0 | 3 | 0 | 0 | 4 | | |

| CIPCODE | Award Level | Major | Gender | Non Resident Alien | Hispanic / Latino | American Indian or Alaska Native | Asian | Black or African American | Native Hawaiian or Other Pacific Islander | White | Two or more Races | Race/ ethnicity unknown | Total | distance education program |
|---|---|-------|--------|--------------------|-------------------|----------------------------------|-------|---------------------------|---|-------|-------------------|-------------------------|-------|----------------------------|
| Geography | 5 - Bachelor's degree | | Women | 0 | 1 | 0 | 1 | 0 | 0 | 7 | 2 | 0 | 11 | |
| | | | Total | 0 | 1 | 0 | 1 | 1 | 0 | 10 | 2 | 0 | 15 | Yes |
| 45.0701 Geography | 7 - Master's degree | 1 | Men | 0 | 0 | 0 | 0 | 0 | 0 | 0 | 0 | 0 | 0 | |
| | | | Women | 0 | 0 | 0 | 0 | 0 | 0 | 0 | 0 | 0 | 0 | |
| | | | Total | 0 | 0 | 0 | 0 | 0 | 0 | 0 | 0 | 0 | 0 | No |
| 45.0702 Geographic Information Science and Cartography | 1 - Awards of less than 1 academic year | 1 | Men | 0 | 5 | 0 | 0 | 1 | 0 | 11 | 0 | 0 | 17 | |
| | | | Women | 0 | 6 | 0 | 1 | 1 | 0 | 12 | 1 | 0 | 21 | |
| | | | Total | 0 | 11 | 0 | 1 | 2 | 0 | 23 | 1 | 0 | 38 | Yes |
| 45.0702 Geographic Information Science and Cartography | 6 - Postbaccalaureate certificates | 1 | Men | 0 | 0 | 0 | 0 | 0 | 0 | 1 | 0 | 0 | 1 | |
| | | | Women | 0 | 1 | 0 | 1 | 0 | 0 | 2 | 0 | 0 | 4 | |
| | | | Total | 0 | 1 | 0 | 1 | 0 | 0 | 3 | 0 | 0 | 5 | Yes |
| 45.1001 Political Science and Government, General | 5 - Bachelor's degree | 1 | Men | 1 | 12 | 0 | 2 | 12 | 0 | 32 | 2 | 1 | 62 | |
| | | | Women | 3 | 15 | 0 | 2 | 10 | 0 | 11 | 1 | 0 | 42 | |
| | | | Total | 4 | 27 | 0 | 4 | 22 | 0 | 43 | 3 | 1 | 104 | No |
| 45.1001 Political Science and Government, General | 7 - Master's degree | 1 | Men | 0 | 2 | 0 | 0 | 2 | 0 | 1 | 0 | 0 | 5 | |
| | | | Women | 0 | 3 | 0 | 2 | 0 | 0 | 3 | 0 | 0 | 8 | |
| | | | Total | 0 | 5 | 0 | 2 | 2 | 0 | 4 | 0 | 0 | 13 | No |
| 45.1001 Political Science and Government, General | 5 - Bachelor's degree | 2 | Men | 0 | 0 | 0 | 0 | 0 | 0 | 0 | 0 | 0 | 0 | |
| | | | Women | 0 | 2 | 0 | 0 | 0 | 0 | 0 | 0 | 0 | 2 | |
| | | | Total | 0 | 2 | 0 | 0 | 0 | 0 | 0 | 0 | 0 | 2 | No |
| 45.1101 Sociology | 5 - Bachelor's degree | 1 | Men | 0 | 4 | 0 | 1 | 7 | 1 | 14 | 0 | 0 | 27 | |
| | | | Women | 2 | 31 | 0 | 2 | 28 | 0 | 25 | 1 | 0 | 89 | |
| | | | Total | 2 | 35 | 0 | 3 | 35 | 1 | 39 | 1 | 0 | 116 | No |
| 45.1101 Sociology | 7 - Master's degree | 1 | Men | 0 | 2 | 0 | 0 | 1 | 0 | 1 | 1 | 0 | 5 | |
| | | | Women | 0 | 0 | 0 | 0 | 1 | 0 | 5 | 0 | 0 | 6 | |
| | | | Total | 0 | 2 | 0 | 0 | 2 | 0 | 6 | 1 | 0 | 11 | No |
| 45.1101 Sociology | 5 - Bachelor's degree | 2 | Men | 0 | 1 | 0 | 0 | 0 | 0 | 0 | 0 | 0 | 1 | |
| | | | Women | 2 | 2 | 0 | 0 | 3 | 0 | 6 | 0 | 0 | 13 | |
| | | | Total | 2 | 3 | 0 | 0 | 3 | 0 | 6 | 0 | 0 | 14 | No |
| 50.0501 Drama and Dramatics/Theatre Arts, General | 5 - Bachelor's degree | 1 | Men | 0 | 1 | 0 | 0 | 1 | 0 | 1 | 0 | 0 | 3 | |
| | | | Women | 0 | 4 | 0 | 0 | 1 | 0 | 3 | 0 | 0 | 8 | |
| | | | Total | 0 | 5 | 0 | 0 | 2 | 0 | 4 | 0 | 0 | 11 | No |
| 50.0501 Drama and Dramatics/Theatre Arts, General | 7 - Master's degree | 1 | Men | 0 | 1 | 0 | 0 | 0 | 0 | 2 | 1 | 0 | 4 | |
| | | | Women | 1 | 1 | 0 | 0 | 1 | 0 | 2 | 0 | 0 | 5 | |
| | | | Total | 1 | 2 | 0 | 0 | 1 | 0 | 4 | 1 | 0 | 9 | No |
| 50.0701 Art/Art Studies, General | 5 - Bachelor's degree | 1 | Men | 1 | 12 | 0 | 1 | 4 | 0 | 14 | 0 | 0 | 32 | |
| | | | Women | 0 | 22 | 0 | 2 | 5 | 1 | 33 | 1 | 1 | 65 | |
| | | | Total | 1 | 34 | 0 | 3 | 9 | 1 | 47 | 1 | 1 | 97 | No |
| 50.0702 Fine/Studio Arts, General | 7 - Master's degree | 1 | Men | 0 | 0 | 0 | 0 | 0 | 0 | 1 | 0 | 0 | 1 | |
| | | | Women | 0 | 1 | 0 | 1 | 0 | 0 | 1 | 0 | 0 | 3 | |
| | | | Total | 0 | 1 | 0 | 1 | 0 | 0 | 2 | 0 | 0 | 4 | No |
| 50.0901 Music, General | 5 - Bachelor's degree | 1 | Men | 0 | 3 | 0 | 1 | 0 | 0 | 2 | 1 | 0 | 7 | |
| | | | Women | 0 | 1 | 0 | 1 | 0 | 0 | 2 | 1 | 1 | 6 | |
| | | | Total | 0 | 4 | 0 | 2 | 0 | 0 | 4 | 2 | 1 | 13 | No |
| 50.0901 Music, General | 7 - Master's degree | 1 | Men | 1 | 1 | 0 | 0 | 0 | 0 | 2 | 0 | 0 | 4 | |
| | | | Women | 1 | 0 | 0 | 0 | 0 | 0 | 1 | 0 | 0 | 2 | |

| CIPCODE | Award Level | Major | Gender | Non Resident Alien | Hispanic / Latino | American Indian or Alaska Native | Asian | Black or African American | Native Hawaiian or Other Pacific Islander | White | Two or more Races | Race/ ethnicity unknown | Total | distance education program |
|--|--|-------|--------|--------------------|-------------------|----------------------------------|-------|---------------------------|---|-------|-------------------|-------------------------|-------|----------------------------|
| | | | Total | 2 | 1 | 0 | 0 | 0 | 0 | 3 | 0 | 0 | 6 | No |
| 50.1003 Music Management | 5 - Bachelor's degree | 1 | Men | 1 | 2 | 0 | 0 | 1 | 0 | 6 | 1 | 0 | 11 | |
| | | | Women | 0 | 1 | 0 | 1 | 0 | 0 | 3 | 0 | 1 | 6 | |
| | | | Total | 1 | 3 | 0 | 1 | 1 | 0 | 9 | 1 | 1 | 17 | No |
| 50.1003 Music Management | 7 - Master's degree | 1 | Men | 0 | 0 | 0 | 0 | 0 | 0 | 1 | 0 | 0 | 1 | |
| | | | Women | 0 | 0 | 0 | 0 | 0 | 0 | 0 | 0 | 0 | 0 | |
| | | | Total | 0 | 0 | 0 | 0 | 0 | 0 | 1 | 0 | 0 | 1 | No |
| 51.0000 Health Services/Allied Health/Health Sciences, General | 5 - Bachelor's degree | 1 | Men | 0 | 2 | 0 | 0 | 1 | 0 | 3 | 0 | 0 | 6 | |
| | | | Women | 0 | 14 | 0 | 6 | 19 | 0 | 17 | 5 | 0 | 61 | |
| | | | Total | 0 | 16 | 0 | 6 | 20 | 0 | 20 | 5 | 0 | 67 | No |
| 51.0204 Audiology/Audiologist and Speech-Language Pathology/Pathologist | 7 - Master's degree | 1 | Men | 0 | 0 | 0 | 0 | 0 | 0 | 1 | 0 | 0 | 1 | |
| | | | Women | 0 | 7 | 0 | 1 | 1 | 0 | 14 | 0 | 0 | 23 | |
| | | | Total | 0 | 7 | 0 | 1 | 1 | 0 | 15 | 0 | 0 | 24 | No |
| 51.0701 Health/Health Care Administration/Management | 5 - Bachelor's degree | 1 | Men | 1 | 11 | 0 | 3 | 14 | 0 | 11 | 0 | 0 | 40 | |
| | | | Women | 1 | 36 | 0 | 7 | 55 | 0 | 40 | 2 | 3 | 144 | |
| | | | Total | 2 | 47 | 0 | 10 | 69 | 0 | 51 | 2 | 3 | 184 | No |
| 51.0701 Health/Health Care Administration/Management | 7 - Master's degree | 1 | Men | 1 | 9 | 0 | 1 | 5 | 0 | 10 | 0 | 0 | 26 | |
| | | | Women | 0 | 15 | 0 | 4 | 19 | 0 | 32 | 2 | 0 | 72 | |
| | | | Total | 1 | 24 | 0 | 5 | 24 | 0 | 42 | 2 | 0 | 98 | No |
| 51.0706 Health Information/Medical Records Administration/Administrator | 1 - Awards of less than 1 academic year | 1 | Men | 0 | 0 | 0 | 0 | 1 | 0 | 1 | 0 | 0 | 2 | |
| | | | Women | 0 | 1 | 0 | 4 | 1 | 0 | 0 | 0 | 0 | 6 | |
| | | | Total | 0 | 1 | 0 | 4 | 2 | 0 | 1 | 0 | 0 | 8 | No |
| 51.1201 Medicine | 18 - Doctor's degree - professional practice | 1 | Men | 0 | 2 | 0 | 6 | 0 | 0 | 21 | 1 | 4 | 34 | |
| | | | Women | 0 | 4 | 0 | 2 | 1 | 0 | 13 | 0 | 1 | 21 | |
| | | | Total | 0 | 6 | 0 | 8 | 1 | 0 | 34 | 1 | 5 | 55 | No |
| 51.1503 Clinical/Medical Social Work | 7 - Master's degree | 1 | Men | 0 | 1 | 0 | 0 | 2 | 0 | 12 | 0 | 0 | 15 | |
| | | | Women | 0 | 26 | 0 | 3 | 19 | 0 | 55 | 5 | 0 | 108 | |
| | | | Total | 0 | 27 | 0 | 3 | 21 | 0 | 67 | 5 | 0 | 123 | No |
| 51.1503 Clinical/Medical Social Work | 18 - Doctor's degree - professional practice | 1 | Men | 0 | 0 | 0 | 0 | 0 | 0 | 1 | 0 | 0 | 1 | |
| | | | Women | 0 | 0 | 0 | 0 | 0 | 0 | 3 | 0 | 0 | 3 | |
| | | | Total | 0 | 0 | 0 | 0 | 0 | 0 | 4 | 0 | 0 | 4 | No |
| 51.2205 Health/Medical Physics | 7 - Master's degree | 1 | Men | 3 | 1 | 0 | 0 | 0 | 0 | 0 | 0 | 0 | 4 | |
| | | | Women | 1 | 0 | 0 | 0 | 0 | 0 | 2 | 0 | 0 | 3 | |
| | | | Total | 4 | 1 | 0 | 0 | 0 | 0 | 2 | 0 | 0 | 7 | No |
| 51.3801 Registered Nursing/Registered Nurse | 1 - Awards of less than 1 academic year | 1 | Men | 0 | 0 | 0 | 0 | 0 | 0 | 0 | 0 | 0 | 0 | |
| | | | Women | 0 | 0 | 0 | 0 | 0 | 0 | 0 | 0 | 0 | 0 | |
| | | | Total | 0 | 0 | 0 | 0 | 0 | 0 | 0 | 0 | 0 | 0 | No |
| 51.3801 Registered Nursing/Registered Nurse | 5 - Bachelor's degree | 1 | Men | 0 | 9 | 0 | 4 | 5 | 0 | 9 | 2 | 0 | 29 | |
| | | | Women | 6 | 41 | 0 | 5 | 69 | 0 | 63 | 8 | 1 | 193 | |
| | | | Total | 6 | 50 | 0 | 9 | 74 | 0 | 72 | 10 | 1 | 222 | Yes |
| 51.3801 Registered Nursing/Registered Nurse | 6 - Postbaccalaureate certificates | 1 | Men | 0 | 0 | 0 | 0 | 0 | 0 | 0 | 0 | 0 | 0 | |
| | | | Women | 0 | 0 | 0 | 0 | 0 | 0 | 1 | 0 | 0 | 1 | |
| | | | Total | 0 | 0 | 0 | 0 | 0 | 0 | 1 | 0 | 0 | 1 | No |
| 51.3801 | 7 - Master's degree | 1 | Men | 0 | 4 | 0 | 0 | 2 | 0 | 6 | 0 | 0 | 12 | |

| CIPCODE | Award Level | Major | Gender | Non Resident Alien | Hispanic / Latino | American Indian or Alaska Native | Asian | Black or African American | Native Hawaiian or Other Pacific Islander | White | Two or more Races | Race/ ethnicity unknown | Total | distance education program |
|---|---|-------|--------|--------------------|-------------------|----------------------------------|-------|---------------------------|---|-------|-------------------|-------------------------|-------|----------------------------|
| Registered Nursing/Registered Nurse | | | Women | 0 | 28 | 0 | 11 | 31 | 0 | 68 | 4 | 0 | 142 | |
| | | | Total | 0 | 32 | 0 | 11 | 33 | 0 | 74 | 4 | 0 | 154 | Yes |
| 51.3808 Nursing Science | 17 - Doctor's degree - research / scholarship | 1 | Men | 0 | 0 | 0 | 0 | 0 | 0 | 0 | 0 | 0 | 0 | |
| | | | Women | 1 | 1 | 0 | 0 | 0 | 0 | 3 | 0 | 0 | 5 | |
| | | | Total | 1 | 1 | 0 | 0 | 0 | 0 | 3 | 0 | 0 | 5 | No |
| 51.3810 Psychiatric/Mental Health Nurse/Nursing | 6 - Postbaccalaureate certificates | 1 | Men | 0 | 1 | 0 | 0 | 2 | 0 | 0 | 0 | 0 | 3 | |
| | | | Women | 0 | 0 | 0 | 0 | 18 | 0 | 5 | 0 | 0 | 23 | |
| | | | Total | 0 | 1 | 0 | 0 | 20 | 0 | 5 | 0 | 0 | 26 | No |
| 51.3818 Nursing Practice | 18 - Doctor's degree - professional practice | 1 | Men | 0 | 0 | 0 | 0 | 0 | 0 | 1 | 0 | 0 | 1 | |
| | | | Women | 0 | 2 | 0 | 4 | 12 | 0 | 7 | 0 | 0 | 25 | |
| | | | Total | 0 | 2 | 0 | 4 | 12 | 0 | 8 | 0 | 0 | 26 | No |
| 51.9999 Health Professions and Related Clinical Sciences, Other | 1 - Awards of less than 1 academic year | 1 | Men | 0 | 1 | 0 | 0 | 0 | 0 | 1 | 0 | 0 | 2 | |
| | | | Women | 0 | 0 | 0 | 0 | 0 | 0 | 3 | 0 | 0 | 3 | |
| | | | Total | 0 | 1 | 0 | 0 | 0 | 0 | 4 | 0 | 0 | 5 | No |
| 51.9999 Health Professions and Related Clinical Sciences, Other | 4 - Awards of at least 2 but less than 4 academic years | 1 | Men | 0 | 0 | 0 | 0 | 0 | 0 | 0 | 0 | 0 | 0 | |
| | | | Women | 0 | 0 | 0 | 0 | 0 | 0 | 0 | 0 | 0 | 0 | |
| | | | Total | 0 | 0 | 0 | 0 | 0 | 0 | 0 | 0 | 0 | 0 | No |
| 52.0201 Business Administration and Management, General | 5 - Bachelor's degree | 1 | Men | 3 | 31 | 1 | 3 | 21 | 0 | 84 | 2 | 1 | 146 | |
| | | | Women | 1 | 28 | 1 | 4 | 24 | 0 | 46 | 0 | 1 | 105 | |
| | | | Total | 4 | 59 | 2 | 7 | 45 | 0 | 130 | 2 | 2 | 251 | Yes |
| 52.0201 Business Administration and Management, General | 7 - Master's degree | 1 | Men | 10 | 32 | 1 | 7 | 11 | 0 | 85 | 2 | 0 | 148 | |
| | | | Women | 10 | 21 | 0 | 3 | 28 | 0 | 59 | 3 | 0 | 124 | |
| | | | Total | 20 | 53 | 1 | 10 | 39 | 0 | 144 | 5 | 0 | 272 | Yes |
| 52.0201 Business Administration and Management, General | 17 - Doctor's degree - research / scholarship | 1 | Men | 4 | 1 | 0 | 0 | 0 | 0 | 4 | 0 | 0 | 9 | |
| | | | Women | 0 | 0 | 0 | 0 | 0 | 0 | 1 | 0 | 0 | 1 | |
| | | | Total | 4 | 1 | 0 | 0 | 0 | 0 | 5 | 0 | 0 | 10 | No |
| 52.0201 Business Administration and Management, General | 5 - Bachelor's degree | 2 | Men | 0 | 1 | 0 | 0 | 0 | 0 | 0 | 0 | 0 | 1 | |
| | | | Women | 0 | 0 | 0 | 0 | 0 | 0 | 2 | 0 | 0 | 2 | |
| | | | Total | 0 | 1 | 0 | 0 | 0 | 0 | 2 | 0 | 0 | 3 | Yes |
| 52.0206 Non-Profit/Public/Organizational Management | 7 - Master's degree | 1 | Men | 0 | 0 | 0 | 0 | 1 | 0 | 1 | 0 | 0 | 2 | |
| | | | Women | 0 | 4 | 0 | 0 | 6 | 0 | 4 | 0 | 0 | 14 | |
| | | | Total | 0 | 4 | 0 | 0 | 7 | 0 | 5 | 0 | 0 | 16 | No |
| 52.0301 Accounting | 5 - Bachelor's degree | 1 | Men | 4 | 39 | 0 | 7 | 18 | 0 | 53 | 1 | 2 | 124 | |
| | | | Women | 5 | 42 | 0 | 10 | 31 | 1 | 58 | 7 | 0 | 154 | |
| | | | Total | 9 | 81 | 0 | 17 | 49 | 1 | 111 | 8 | 2 | 278 | Yes |
| 52.0301 Accounting | 7 - Master's degree | 1 | Men | 3 | 18 | 1 | 6 | 7 | 0 | 51 | 4 | 0 | 90 | |
| | | | Women | 3 | 26 | 0 | 8 | 15 | 0 | 43 | 4 | 0 | 99 | |
| | | | Total | 6 | 44 | 1 | 14 | 22 | 0 | 94 | 8 | 0 | 189 | Yes |
| 52.0301 Accounting | 5 - Bachelor's degree | 2 | Men | 0 | 0 | 0 | 0 | 0 | 0 | 1 | 0 | 0 | 1 | |
| | | | Women | 0 | 0 | 0 | 0 | 0 | 0 | 0 | 0 | 0 | 0 | |
| | | | Total | 0 | 0 | 0 | 0 | 0 | 0 | 1 | 0 | 0 | 1 | Yes |
| 52.0801 Finance, General | 5 - Bachelor's degree | 1 | Men | 6 | 39 | 1 | 7 | 20 | 0 | 98 | 8 | 0 | 179 | |
| | | | Women | 5 | 25 | 0 | 5 | 13 | 1 | 23 | 4 | 1 | 77 | |
| | | | Total | 11 | 64 | 1 | 12 | 33 | 1 | 121 | 12 | 1 | 256 | No |
| 52.0801 Finance, General | 7 - Master's degree | 1 | Men | 4 | 3 | 0 | 0 | 1 | 0 | 10 | 1 | 0 | 19 | |
| | | | Women | 1 | 0 | 0 | 0 | 1 | 0 | 1 | 0 | 0 | 3 | |

| CIPCODE | Award Level | Major | Gender | Non Resident Alien | Hispanic / Latino | American Indian or Alaska Native | Asian | Black or African American | Native Hawaiian or Other Pacific Islander | White | Two or more Races | Race/ ethnicity unknown | Total | distance education program |
|--|---|-------|--------|--------------------|-------------------|----------------------------------|-------|---------------------------|---|-------|-------------------|-------------------------|-------|----------------------------|
| | | | Total | 5 | 3 | 0 | 0 | 2 | 0 | 11 | 1 | 0 | 22 | No |
| 52.0801 | 5 - Bachelor's degree | 2 | Men | 0 | 2 | 0 | 0 | 0 | 0 | 4 | 0 | 0 | 6 | |
| Finance, General | | | Women | 0 | 1 | 0 | 0 | 1 | 0 | 1 | 0 | 0 | 3 | |
| | | | Total | 0 | 3 | 0 | 0 | 1 | 0 | 5 | 0 | 0 | 9 | No |
| 52.0901 | 1 - Awards of less than 1 academic year | 1 | Men | 0 | 4 | 0 | 1 | 7 | 0 | 4 | 0 | 0 | 16 | |
| Hospitality Administration/Management, General | | | Women | 0 | 0 | 0 | 0 | 4 | 0 | 11 | 1 | 0 | 16 | |
| | | | Total | 0 | 4 | 0 | 1 | 11 | 0 | 15 | 1 | 0 | 32 | No |
| 52.0901 | 5 - Bachelor's degree | 1 | Men | 1 | 0 | 0 | 0 | 1 | 0 | 10 | 0 | 0 | 12 | |
| Hospitality Administration/Management, General | | | Women | 0 | 13 | 0 | 1 | 5 | 0 | 22 | 2 | 1 | 44 | |
| | | | Total | 1 | 13 | 0 | 1 | 6 | 0 | 32 | 2 | 1 | 56 | Yes |
| 52.0901 | 5 - Bachelor's degree | 2 | Men | 0 | 1 | 0 | 0 | 0 | 0 | 0 | 0 | 0 | 1 | |
| Hospitality Administration/Management, General | | | Women | 0 | 0 | 0 | 0 | 0 | 0 | 0 | 0 | 0 | 0 | |
| | | | Total | 0 | 1 | 0 | 0 | 0 | 0 | 0 | 0 | 0 | 0 | 1 |
| 52.0907 | 1 - Awards of less than 1 academic year | 1 | Men | 0 | 3 | 0 | 1 | 2 | 0 | 1 | 0 | 0 | 7 | |
| Meeting and Event Planning | | | Women | 1 | 1 | 0 | 0 | 4 | 0 | 10 | 2 | 0 | 18 | |
| | | | Total | 1 | 4 | 0 | 1 | 6 | 0 | 11 | 2 | 0 | 25 | No |
| 52.1101 | 1 - Awards of less than 1 academic year | 1 | Men | 0 | 0 | 0 | 0 | 0 | 0 | 0 | 0 | 0 | 0 | |
| International Business/Trade/Commerce | | | Women | 0 | 0 | 0 | 0 | 1 | 0 | 0 | 0 | 0 | 1 | |
| | | | Total | 0 | 0 | 0 | 0 | 1 | 0 | 0 | 0 | 0 | 1 | No |
| 52.1101 | 5 - Bachelor's degree | 1 | Men | 2 | 12 | 0 | 1 | 3 | 0 | 14 | 0 | 0 | 32 | |
| International Business/Trade/Commerce | | | Women | 9 | 8 | 0 | 1 | 8 | 0 | 12 | 1 | 0 | 39 | |
| | | | Total | 11 | 20 | 0 | 2 | 11 | 0 | 26 | 1 | 0 | 71 | No |
| 52.1101 | 5 - Bachelor's degree | 2 | Men | 0 | 1 | 0 | 0 | 0 | 0 | 0 | 0 | 0 | 1 | |
| International Business/Trade/Commerce | | | Women | 0 | 0 | 0 | 0 | 0 | 0 | 0 | 0 | 0 | 0 | |
| | | | Total | 0 | 1 | 0 | 0 | 0 | 0 | 0 | 0 | 0 | 0 | 1 |
| 52.1201 | 1 - Awards of less than 1 academic year | 1 | Men | 0 | 0 | 0 | 0 | 0 | 0 | 0 | 0 | 0 | 0 | |
| Management Information Systems, General | | | Women | 0 | 0 | 0 | 0 | 0 | 0 | 0 | 0 | 0 | 0 | |
| | | | Total | 0 | 0 | 0 | 0 | 0 | 0 | 0 | 0 | 0 | 0 | 0 |
| 52.1201 | 5 - Bachelor's degree | 1 | Men | 3 | 23 | 0 | 2 | 15 | 0 | 32 | 3 | 0 | 78 | |
| Management Information Systems, General | | | Women | 1 | 8 | 0 | 2 | 5 | 0 | 9 | 1 | 0 | 26 | |
| | | | Total | 4 | 31 | 0 | 4 | 20 | 0 | 41 | 4 | 0 | 104 | No |
| 52.1201 | 7 - Master's degree | 1 | Men | 0 | 2 | 0 | 0 | 1 | 0 | 9 | 0 | 0 | 12 | |
| Management Information Systems, General | | | Women | 2 | 1 | 0 | 0 | 0 | 0 | 1 | 0 | 0 | 4 | |
| | | | Total | 2 | 3 | 0 | 0 | 1 | 0 | 10 | 0 | 0 | 16 | Yes |
| 52.1201 | 5 - Bachelor's degree | 2 | Men | 0 | 0 | 0 | 0 | 0 | 0 | 0 | 0 | 0 | 0 | |
| Management Information Systems, General | | | Women | 0 | 0 | 0 | 0 | 0 | 0 | 0 | 0 | 0 | 0 | |
| | | | Total | 0 | 0 | 0 | 0 | 0 | 0 | 0 | 0 | 0 | 0 | 0 |
| 52.1301 | 1 - Awards of less than 1 academic year | 1 | Men | 0 | 0 | 0 | 0 | 0 | 0 | 0 | 0 | 0 | 0 | |
| Management Science | | | Women | 0 | 0 | 0 | 0 | 0 | 0 | 0 | 0 | 0 | 0 | |
| | | | Total | 0 | 0 | 0 | 0 | 0 | 0 | 0 | 0 | 0 | 0 | 0 |
| 52.1301 | 6 - Postbaccalaureate certificates | 1 | Men | 1 | 1 | 0 | 0 | 0 | 0 | 4 | 0 | 0 | 6 | |
| Management Science | | | Women | 1 | 3 | 0 | 0 | 0 | 0 | 0 | 0 | 0 | 4 | |
| | | | Total | 2 | 4 | 0 | 0 | 0 | 0 | 4 | 0 | 0 | 10 | No |
| 52.1401 | | 1 | Men | 0 | 0 | 0 | 0 | 1 | 0 | 2 | 0 | 0 | 3 | |

| CIPCODE | Award Level | Major | Gender | Non Resident Alien | Hispanic / Latino | American Indian or Alaska Native | Asian | Black or African American | Native Hawaiian or Other Pacific Islander | White | Two or more Races | Race/ ethnicity unknown | Total | distance education program |
|---|---|-------|--------|--------------------|-------------------|----------------------------------|-------|---------------------------|---|-------|-------------------|-------------------------|-------|----------------------------|
| Marketing/Marketing Management, General | 1 - Awards of less than 1 academic year | | Women | 2 | 4 | 0 | 1 | 0 | 0 | 1 | 0 | 0 | 8 | |
| | | | Total | 2 | 4 | 0 | 1 | 1 | 0 | 3 | 0 | 0 | 11 | No |
| 52.1401 Marketing/Marketing Management, General | 5 - Bachelor's degree | 1 | Men | 5 | 21 | 0 | 1 | 14 | 0 | 53 | 0 | 3 | 97 | |
| | | | Women | 1 | 49 | 0 | 5 | 10 | 0 | 62 | 4 | 1 | 132 | |
| | | | Total | 6 | 70 | 0 | 6 | 24 | 0 | 115 | 4 | 4 | 229 | Yes |
| 52.1401 Marketing/Marketing Management, General | 5 - Bachelor's degree | 2 | Men | 0 | 3 | 0 | 0 | 1 | 0 | 3 | 0 | 0 | 7 | |
| | | | Women | 0 | 0 | 0 | 0 | 4 | 0 | 2 | 0 | 0 | 6 | |
| | | | Total | 0 | 3 | 0 | 0 | 5 | 0 | 5 | 0 | 0 | 13 | Yes |
| 52.1501 Real Estate | 5 - Bachelor's degree | 1 | Men | 0 | 0 | 0 | 0 | 0 | 0 | 0 | 0 | 0 | 0 | |
| | | | Women | 0 | 0 | 0 | 0 | 0 | 0 | 0 | 0 | 0 | 0 | |
| | | | Total | 0 | 0 | 0 | 0 | 0 | 0 | 0 | 0 | 0 | 0 | No |
| 52.1601 Taxation | 7 - Master's degree | 1 | Men | 0 | 7 | 0 | 0 | 1 | 0 | 17 | 0 | 0 | 25 | |
| | | | Women | 0 | 5 | 0 | 1 | 0 | 0 | 12 | 0 | 0 | 18 | |
| | | | Total | 0 | 12 | 0 | 1 | 1 | 0 | 29 | 0 | 0 | 43 | Yes |
| 52.1701 Insurance | 1 - Awards of less than 1 academic year | 1 | Men | 1 | 0 | 0 | 1 | 0 | 0 | 7 | 0 | 0 | 9 | |
| | | | Women | 0 | 0 | 0 | 1 | 0 | 0 | 2 | 0 | 0 | 3 | |
| | | | Total | 1 | 0 | 0 | 2 | 0 | 0 | 9 | 0 | 0 | 12 | No |
| 52.1701 Insurance | 6 - Postbaccalaureate certificates | 1 | Men | 0 | 0 | 0 | 0 | 0 | 0 | 0 | 0 | 0 | 0 | |
| | | | Women | 0 | 0 | 0 | 0 | 0 | 0 | 0 | 0 | 0 | 0 | |
| | | | Total | 0 | 0 | 0 | 0 | 0 | 0 | 0 | 0 | 0 | 0 | No |
| 54.0101 History, General | 5 - Bachelor's degree | 1 | Men | 0 | 7 | 0 | 0 | 2 | 0 | 14 | 2 | 0 | 25 | |
| | | | Women | 0 | 0 | 0 | 1 | 5 | 0 | 5 | 0 | 0 | 11 | |
| | | | Total | 0 | 7 | 0 | 1 | 7 | 0 | 19 | 2 | 0 | 36 | No |
| 54.0101 History, General | 7 - Master's degree | 1 | Men | 0 | 2 | 0 | 0 | 0 | 0 | 8 | 0 | 0 | 10 | |
| | | | Women | 0 | 2 | 0 | 0 | 0 | 0 | 2 | 0 | 0 | 4 | |
| | | | Total | 0 | 4 | 0 | 0 | 0 | 0 | 10 | 0 | 0 | 14 | No |

| 99.0000 Summary Grand Totals | Award Level | Nonresident alien | Hispanic Latino | American Indian or Alaska Native | Asian | Black or African American | Native Hawaiian or Other Pacific Islander | White | Two or more Races | Race/ethnicity unknown | Total | PY Total |
|---|-------------|-------------------|-----------------|----------------------------------|-------|---------------------------|---|-------|-------------------|------------------------|-------|----------|
| Post-Master's certificates | | | | | | | | | | | | |
| Men | | 0 | 1 | 0 | 0 | 0 | 0 | 5 | 1 | 0 | 7 | 1 |
| Women | | 0 | 5 | 0 | 0 | 7 | 0 | 9 | 0 | 0 | 21 | 11 |
| Total | | 0 | 6 | 0 | 0 | 7 | 0 | 14 | 1 | 0 | 28 | 12 |
| Doctor's degree - research / scholarship | 17 | | | | | | | | | | | |
| Men | | 24 | 4 | 0 | 1 | 0 | 0 | 28 | 2 | 0 | 59 | 42 |
| Women | | 10 | 7 | 0 | 3 | 5 | 0 | 29 | 2 | 0 | 56 | 78 |
| Total | | 34 | 11 | 0 | 4 | 5 | 0 | 57 | 4 | 0 | 115 | 120 |
| Doctor's degree - professional practice | 18 | | | | | | | | | | | |
| Men | | 0 | 2 | 0 | 6 | 0 | 0 | 23 | 1 | 4 | 36 | 39 |
| Women | | 0 | 6 | 0 | 6 | 13 | 0 | 23 | 0 | 1 | 49 | 45 |
| Total | | 0 | 8 | 0 | 12 | 13 | 0 | 46 | 1 | 5 | 85 | 84 |

| | | | | | | | | | | | | |
|-------------------|--|-----|------|----|-----|------|----|------|-----|----|------|------|
| Grand Total Men | | 146 | 771 | 10 | 148 | 494 | 3 | 1580 | 86 | 25 | 3263 | 3262 |
| Grand Total Women | | 141 | 1240 | 10 | 217 | 1089 | 7 | 1973 | 173 | 28 | 4878 | 4941 |
| Grand Total | | 287 | 2011 | 20 | 365 | 1583 | 10 | 3553 | 259 | 53 | 8141 | 8203 |

| | | | | | | | | | | | | |
|----------------------|--|-----|------|---|-----|------|---|------|-----|----|--|------|
| PY Grand Total Men | | 155 | 746 | 2 | 147 | 517 | 3 | 1560 | 120 | 12 | | 3262 |
| PY Grand Total Women | | 127 | 1234 | 7 | 199 | 1091 | 5 | 2076 | 180 | 22 | | 4941 |
| PY Grand Total | | 282 | 1980 | 9 | 346 | 1608 | 8 | 3636 | 300 | 34 | | 8203 |

Completions: total by second major

| 99.0000 Summary Grand Totals | Award Level | Nonresident alien | Hispanic Latino | American Indian or Alaska Native | Asian | Black or African American | Native Hawaiian or Other Pacific Islander | White | Two or more Races | Race/ethnicity unknown | Total | PY Total |
|------------------------------|-------------|-------------------|-----------------|----------------------------------|-------|---------------------------|---|-------|-------------------|------------------------|-------|----------|
| Bachelor's degree | 5 | | | | | | | | | | | |
| Men | | 0 | 11 | 0 | 0 | 3 | 0 | 10 | 1 | 0 | 25 | 23 |

| 99.0000 Summary Grand Totals | Award Level | Nonresident alien | Hispanic Latino | American Indian or Alaska Native | Asian | Black or African American | Native Hawaiian or Other Pacific Islander | White | Two or more Races | Race/ethnicity unknown | Total | PY Total |
|------------------------------|-------------|-------------------|-----------------|----------------------------------|-------|---------------------------|---|-------|-------------------|------------------------|-------|----------|
| Women | | 3 | 12 | 1 | 0 | 11 | 0 | 17 | 0 | 0 | 44 | 65 |
| Total | | 3 | 23 | 1 | 0 | 14 | 0 | 27 | 1 | 0 | 69 | 88 |

| | | | | | | | | | | | | |
|-------------------|--|---|----|---|---|----|---|----|---|---|----|----|
| Grand Total Men | | 0 | 11 | 0 | 0 | 3 | 0 | 10 | 1 | 0 | 25 | 23 |
| Grand Total Women | | 3 | 12 | 1 | 0 | 11 | 0 | 17 | 0 | 0 | 44 | 65 |
| Grand Total | | 3 | 23 | 1 | 0 | 14 | 0 | 27 | 1 | 0 | 69 | 88 |

| | | | | | | | | | | | | |
|----------------------|--|---|----|---|---|----|---|----|---|---|--|----|
| PY Grand Total Men | | 4 | 8 | 0 | 1 | 2 | 0 | 8 | 0 | 0 | | 23 |
| PY Grand Total Women | | 3 | 19 | 0 | 4 | 12 | 0 | 23 | 4 | 0 | | 65 |
| PY Grand Total | | 7 | 27 | 0 | 5 | 14 | 0 | 31 | 4 | 0 | | 88 |

All Completers

Institutions must report the following information. (Some data will be pre-populated from the completions by CIP code data.)

All Completers

Number of students by gender and race and ethnicity earning an award between July 1, 2018 and June 30, 2019. Count each student only once, regardless of how many awards he/she earned. The intent of this screen is to collect an unduplicated count of total numbers of *completers*.

- Report Hispanic/Latino individuals of any race as Hispanic/Latino
- Report race for non-Hispanic/Latino individuals only

| | Men | | Women | | Total Students |
|--|--------------------|--------------|--------------------|--------------|----------------|
| | Number of Students | Total Awards | Number of Students | Total Awards | |
| <u>Nonresident alien</u> | 142 | 146 | 130 | 141 | 272 |
| <u>Hispanic/Latino</u> | 733 | 771 | 1,184 | 1,240 | 1,917 |
| <u>American Indian or Alaska Native</u> | 10 | 10 | 10 | 10 | 20 |
| <u>Asian</u> | 141 | 148 | 206 | 217 | 347 |
| <u>Black or African American</u> | 474 | 494 | 1,046 | 1,089 | 1,520 |
| <u>Native Hawaiian or Other Pacific Islander</u> | 3 | 3 | 7 | 7 | 10 |
| <u>White</u> | 1,514 | 1,580 | 1,860 | 1,973 | 3,374 |
| <u>Two or more races</u> | 83 | 86 | 159 | 173 | 242 |
| <u>Race and ethnicity unknown</u> | 25 | 25 | 27 | 28 | 52 |
| TOTAL | 3,125 | 3,263 | 4,629 | 4,878 | 7,754 |
| PY TOTAL | 3,120 | | 4,693 | | 7,813 |

Completers by Level

Institutions must report the number of students who earned an award by level. This screen will be shown for each of the following consolidated award levels for which there is a reported completion:

- Postsecondary awards, certificates, or diplomas of less than 1 academic year
 - Less than 900 clock hours, or
 - Less than 30 SEMESTER or TRIMESTER credit hours, or
 - Less than 45 QUARTER credit hours
- Postsecondary awards, certificates, or diplomas of at least 1 but less than 4 academic years
 - 900 or more clock hours, or
 - 30 or more SEMESTER or TRIMESTER credit hours, or
 - 45 or more QUARTER credit hours
- Associate's degrees
- Bachelor's degrees
- Master's degrees
- Doctor's degrees
- Postbaccalaureate and post-master's certificates

Postsecondary award, certificate, or diploma of less than 1 academic year:

Less than 900 clock hours, or less than 30 semester or trimester credit hours, or less than 45 quarter credit hours

Number of students by gender, by race and ethnicity, and by age earning this award between July 1, 2018 and June 30, 2019. Each student should be counted once per award level. For example, if a student earned a master's degree and a doctor's degree, he/she should be counted once in master's and once in doctor's. A student earning two master's degrees should be counted only once.

- Report Hispanic/Latino individuals of any race as Hispanic/Latino
- Report race for non-Hispanic/Latino individuals only

| | Number of Students | Total Awards |
|------------------|----------------------------------|--------------|
| By Gender | | |
| Men | <input type="text" value="77"/> | 91 |
| Women | <input type="text" value="167"/> | 195 |
| TOTAL | 244 | 286 |
| PY TOTAL | 281 | |

By Race/Ethnicity

| | | |
|--------------------------|---------------------------------|----|
| <u>Nonresident alien</u> | <input type="text" value="6"/> | 6 |
| <u>Hispanic/Latino</u> | <input type="text" value="56"/> | 63 |

| | | |
|--|----------------------------------|-----|
| <u>American Indian or Alaska Native</u> | <input type="text" value="0"/> | 0 |
| <u>Asian</u> | <input type="text" value="9"/> | 11 |
| <u>Black or African American</u> | <input type="text" value="40"/> | 50 |
| <u>Native Hawaiian or Other Pacific Islander</u> | <input type="text" value="0"/> | 0 |
| <u>White</u> | <input type="text" value="119"/> | 140 |
| Two or more races | <input type="text" value="13"/> | 15 |
| <u>Race and ethnicity unknown</u> | <input type="text" value="1"/> | 1 |
| TOTAL | 244 | 286 |

 **By Age**

| | | |
|--------------|----------------------------------|-----|
| Under 18 | <input type="text" value="0"/> | |
| 18-24 | <input type="text" value="173"/> | |
| 25-39 | <input type="text" value="63"/> | |
| 40 and Above | <input type="text" value="7"/> | |
| Age Unknown | <input type="text" value="1"/> | |
| TOTAL | 244 | 286 |

Completers by Level

Institutions must report the number of students who earned an award by level. This screen will be shown for each of the following consolidated award levels for which there is a reported completion:

- Postsecondary awards, certificates, or diplomas of less than 1 academic year
 - Less than 900 clock hours, or
 - Less than 30 SEMESTER or TRIMESTER credit hours, or
 - Less than 45 QUARTER credit hours
- Postsecondary awards, certificates, or diplomas of at least 1 but less than 4 academic years
 - 900 or more clock hours, or
 - 30 or more SEMESTER or TRIMESTER credit hours, or
 - 45 or more QUARTER credit hours
- Associate's degrees
- Bachelor's degrees
- Master's degrees
- Doctor's degrees
- Postbaccalaureate and post-master's certificates

Associate's degrees

Number of students by gender, by race and ethnicity, and by age earning this award between July 1, 2018 and June 30, 2019. Each student should be counted once per award level. For example, if a student earned a master's degree and a doctor's degree, he/she should be counted once in master's and once in doctor's. A student earning two master's degrees should be counted only once.

- Report Hispanic/Latino individuals of any race as Hispanic/Latino
- Report race for non-Hispanic/Latino individuals only

| | Number of Students | Total Awards |
|------------------|----------------------------------|--------------|
| By Gender | | |
| Men | <input type="text" value="86"/> | 86 |
| Women | <input type="text" value="130"/> | 130 |
| TOTAL | 216 | 216 |
| PY TOTAL | 229 | |

By Race/Ethnicity

| | | |
|---|---------------------------------|----|
| <u>Nonresident alien</u> | <input type="text" value="0"/> | 0 |
| <u>Hispanic/Latino</u> | <input type="text" value="65"/> | 65 |
| <u>American Indian or Alaska Native</u> | <input type="text" value="0"/> | 0 |

| | | |
|--|---------------------------------|-----|
| <u>Asian</u> | <input type="text" value="17"/> | 17 |
| <u>Black or African American</u> | <input type="text" value="28"/> | 28 |
| <u>Native Hawaiian or Other Pacific Islander</u> | <input type="text" value="0"/> | 0 |
| <u>White</u> | <input type="text" value="98"/> | 98 |
| Two or more races | <input type="text" value="5"/> | 5 |
| <u>Race and ethnicity unknown</u> | <input type="text" value="3"/> | 3 |
| TOTAL | 216 | 216 |

 **By Age**

| | | |
|--------------|----------------------------------|-----|
| Under 18 | <input type="text" value="1"/> | |
| 18-24 | <input type="text" value="207"/> | |
| 25-39 | <input type="text" value="8"/> | |
| 40 and Above | <input type="text" value="0"/> | |
| Age Unknown | <input type="text" value="0"/> | |
| TOTAL | 216 | 216 |

Completers by Level

Institutions must report the number of students who earned an award by level. This screen will be shown for each of the following consolidated award levels for which there is a reported completion:

- Postsecondary awards, certificates, or diplomas of less than 1 academic year
 - Less than 900 clock hours, or
 - Less than 30 SEMESTER or TRIMESTER credit hours, or
 - Less than 45 QUARTER credit hours
- Postsecondary awards, certificates, or diplomas of at least 1 but less than 4 academic years
 - 900 or more clock hours, or
 - 30 or more SEMESTER or TRIMESTER credit hours, or
 - 45 or more QUARTER credit hours
- Associate's degrees
- Bachelor's degrees
- Master's degrees
- Doctor's degrees
- Postbaccalaureate and post-master's certificates

Bachelor's degrees

Number of students by gender, by race and ethnicity, and by age earning this award between July 1, 2018 and June 30, 2019. Each student should be counted once per award level. For example, if a student earned a master's degree and a doctor's degree, he/she should be counted once in master's and once in doctor's. A student earning two master's degrees should be counted only once.

- Report Hispanic/Latino individuals of any race as Hispanic/Latino
- Report race for non-Hispanic/Latino individuals only

| | Number of Students | Total Awards |
|------------------|--------------------|--------------|
| By Gender | | |
| Men | 2,302 | 2,327 |
| Women | 3,437 | 3,459 |
| TOTAL | 5,739 | 5,786 |
| PY TOTAL | 5,762 | |

By Race/Ethnicity

| | | |
|---|-------|-------|
| <u>Nonresident alien</u> | 144 | 147 |
| <u>Hispanic/Latino</u> | 1,502 | 1,518 |
| <u>American Indian or Alaska Native</u> | 18 | 18 |

| | | |
|--|------------------------------------|-------|
| <u>Asian</u> | <input type="text" value="250"/> | 252 |
| <u>Black or African American</u> | <input type="text" value="1,223"/> | 1,229 |
| <u>Native Hawaiian or Other Pacific Islander</u> | <input type="text" value="10"/> | 10 |
| <u>White</u> | <input type="text" value="2,361"/> | 2,380 |
| Two or more races | <input type="text" value="187"/> | 188 |
| <u>Race and ethnicity unknown</u> | <input type="text" value="44"/> | 44 |
| TOTAL | 5,739 | 5,786 |

 **By Age**

| | | |
|--------------|------------------------------------|-------|
| Under 18 | <input type="text" value="5"/> | |
| 18-24 | <input type="text" value="3,602"/> | |
| 25-39 | <input type="text" value="1,874"/> | |
| 40 and Above | <input type="text" value="258"/> | |
| Age Unknown | <input type="text" value="0"/> | |
| TOTAL | 5,739 | 5,786 |

Completers by Level

Institutions must report the number of students who earned an award by level. This screen will be shown for each of the following consolidated award levels for which there is a reported completion:

- Postsecondary awards, certificates, or diplomas of less than 1 academic year
 - Less than 900 clock hours, or
 - Less than 30 SEMESTER or TRIMESTER credit hours, or
 - Less than 45 QUARTER credit hours
- Postsecondary awards, certificates, or diplomas of at least 1 but less than 4 academic years
 - 900 or more clock hours, or
 - 30 or more SEMESTER or TRIMESTER credit hours, or
 - 45 or more QUARTER credit hours
- Associate's degrees
- Bachelor's degrees
- Master's degrees
- Doctor's degrees
- Postbaccalaureate and post-master's certificates

Master's degrees

Number of students by gender, by race and ethnicity, and by age earning this award between July 1, 2018 and June 30, 2019. Each student should be counted once per award level. For example, if a student earned a master's degree and a doctor's degree, he/she should be counted once in master's and once in doctor's. A student earning two master's degrees should be counted only once.

- Report Hispanic/Latino individuals of any race as Hispanic/Latino
- Report race for non-Hispanic/Latino individuals only

| | Number of Students | Total Awards |
|------------------|--------------------|--------------|
| By Gender | | |
| Men | 618 | 618 |
| Women | 910 | 912 |
| TOTAL | 1,528 | 1,530 |
| PY TOTAL | 1,573 | |

By Race/Ethnicity

| | | |
|---|-----|-----|
| <u>Nonresident alien</u> | 94 | 94 |
| <u>Hispanic/Latino</u> | 323 | 323 |
| <u>American Indian or Alaska Native</u> | 2 | 2 |

| | | |
|--|----------------------------------|-------|
| <u>Asian</u> | <input type="text" value="64"/> | 65 |
| <u>Black or African American</u> | <input type="text" value="226"/> | 227 |
| <u>Native Hawaiian or Other Pacific Islander</u> | <input type="text" value="0"/> | 0 |
| <u>White</u> | <input type="text" value="775"/> | 775 |
| Two or more races | <input type="text" value="44"/> | 44 |
| <u>Race and ethnicity unknown</u> | <input type="text" value="0"/> | 0 |
| TOTAL | 1,528 | 1,530 |

By Age

| | | |
|--------------|----------------------------------|-------|
| Under 18 | <input type="text" value="0"/> | |
| 18-24 | <input type="text" value="321"/> | |
| 25-39 | <input type="text" value="957"/> | |
| 40 and Above | <input type="text" value="250"/> | |
| Age Unknown | <input type="text" value="0"/> | |
| TOTAL | 1,528 | 1,530 |

Completers by Level

Institutions must report the number of students who earned an award by level. This screen will be shown for each of the following consolidated award levels for which there is a reported completion:

- Postsecondary awards, certificates, or diplomas of less than 1 academic year
 - Less than 900 clock hours, or
 - Less than 30 SEMESTER or TRIMESTER credit hours, or
 - Less than 45 QUARTER credit hours
- Postsecondary awards, certificates, or diplomas of at least 1 but less than 4 academic years
 - 900 or more clock hours, or
 - 30 or more SEMESTER or TRIMESTER credit hours, or
 - 45 or more QUARTER credit hours
- Associate's degrees
- Bachelor's degrees
- Master's degrees
- Doctor's degrees
- Postbaccalaureate and post-master's certificates

Doctor's degrees

Number of students by gender, by race and ethnicity, and by age earning this award between July 1, 2018 and June 30, 2019. Each student should be counted once per award level. For example, if a student earned a master's degree and a doctor's degree, he/she should be counted once in master's and once in doctor's. A student earning two master's degrees should be counted only once.

- Report Hispanic/Latino individuals of any race as Hispanic/Latino
- Report race for non-Hispanic/Latino individuals only

| | Number of Students | Total Awards |
|------------------|----------------------------------|--------------|
| By Gender | | |
| Men | <input type="text" value="95"/> | 95 |
| Women | <input type="text" value="105"/> | 105 |
| TOTAL | 200 | 200 |
| PY TOTAL | 204 | |

By Race/Ethnicity

| | | |
|---|---------------------------------|----|
| <u>Nonresident alien</u> | <input type="text" value="34"/> | 34 |
| <u>Hispanic/Latino</u> | <input type="text" value="19"/> | 19 |
| <u>American Indian or Alaska Native</u> | <input type="text" value="0"/> | 0 |

| | | |
|--|----------------------------------|-----|
| <u>Asian</u> | <input type="text" value="16"/> | 16 |
| <u>Black or African American</u> | <input type="text" value="18"/> | 18 |
| <u>Native Hawaiian or Other Pacific Islander</u> | <input type="text" value="0"/> | 0 |
| <u>White</u> | <input type="text" value="103"/> | 103 |
| Two or more races | <input type="text" value="5"/> | 5 |
| <u>Race and ethnicity unknown</u> | <input type="text" value="5"/> | 5 |
| TOTAL | 200 | 200 |

| | | |
|---------------|----------------------------------|-----|
| By Age | | |
| Under 18 | <input type="text" value="0"/> | |
| 18-24 | <input type="text" value="2"/> | |
| 25-39 | <input type="text" value="137"/> | |
| 40 and Above | <input type="text" value="61"/> | |
| Age Unknown | <input type="text" value="0"/> | |
| TOTAL | 200 | 200 |

Completers by Level


Institutions must report the number of students who earned an award by level. This screen will be shown for each of the following consolidated award levels for which there is a reported completion:

- Postsecondary awards, certificates, or diplomas of less than 1 academic year
 - Less than 900 clock hours, or
 - Less than 30 SEMESTER or TRIMESTER credit hours, or
 - Less than 45 QUARTER credit hours
- Postsecondary awards, certificates, or diplomas of at least 1 but less than 4 academic years
 - 900 or more clock hours, or
 - 30 or more SEMESTER or TRIMESTER credit hours, or
 - 45 or more QUARTER credit hours
- Associate's degrees
- Bachelor's degrees
- Master's degrees
- Doctor's degrees
- Postbaccalaureate and post-master's certificates

**Postbaccalaureate
and post-master's
certificates**

Number of students by gender, by race and ethnicity, and by age earning this award between July 1, 2018 and June 30, 2019. Each student should be counted once per award level. For example, if a student earned a master's degree and a doctor's degree, he/she should be counted once in master's and once in doctor's. A student earning two master's degrees should be counted only once.


- Report Hispanic/Latino individuals of any race as Hispanic/Latino
- Report race for non-Hispanic/Latino individuals only


| | Number of Students | Total Awards |
|------------------|---|--------------|
| By Gender | | |
| Men | <input type="text" value="41"/> | 46 |
| Women | <input type="text" value="77"/> | 77 |
| TOTAL |  118 | 123 |
| PY TOTAL | 68 | |

By Race/Ethnicity

| | | |
|--------------------------|---------------------------------|----|
| <u>Nonresident alien</u> | <input type="text" value="6"/> | 6 |
| <u>Hispanic/Latino</u> | <input type="text" value="22"/> | 23 |

| | | |
|--|---------------------------------|------------|
| <u>American Indian or Alaska Native</u> | <input type="text" value="0"/> | 0 |
| <u>Asian</u> | <input type="text" value="4"/> | 4 |
| <u>Black or African American</u> | <input type="text" value="31"/> | 31 |
| <u>Native Hawaiian or Other Pacific Islander</u> | <input type="text" value="0"/> | 0 |
| <u>White</u> | <input type="text" value="53"/> | 57 |
| Two or more races | <input type="text" value="2"/> | 2 |
| <u>Race and ethnicity unknown</u> | <input type="text" value="0"/> | 0 |
| TOTAL | 118 | 123 |



 **By Age**

| | | |
|--------------|---------------------------------|------------|
| Under 18 | <input type="text" value="0"/> | |
| 18-24 | <input type="text" value="19"/> | |
| 25-39 | <input type="text" value="59"/> | |
| 40 and Above | <input type="text" value="40"/> | |
| Age Unknown | <input type="text" value="0"/> | |
| TOTAL | 118 | 123 |

Prepared by

The name of the preparer is being collected so that we can follow up with the appropriate person in the event that there are questions concerning the data. The Keyholder will be copied on all email correspondence to other preparers.

The time it took to prepare this component is being collected so that we can continue to improve our estimate of the reporting burden associated with IPEDS. Please include in your estimate the time it took for you to review instructions, query and search data sources, complete and review the component, and submit the data through the Data Collection System.

Thank you for your assistance.

This survey component was prepared by:

| | | | | | |
|-----------------------|--|-----------------------|--------------------------|----------------------------------|------------|
| <input type="radio"/> | Keyholder | <input type="radio"/> | SFA Contact | <input type="radio"/> | HR Contact |
| <input type="radio"/> | Finance Contact | <input type="radio"/> | Academic Library Contact | <input checked="" type="radio"/> | Other |
| Name: | <input type="text" value="Maite Vega Trujillo"/> | | | | |
| Email: | <input type="text" value="mvegatrujillo@fau.edu"/> | | | | |

How many staff from your institution only were involved in the data collection and reporting process of this survey component?

| | |
|-----------------------------------|--------------------------------------|
| <input type="text" value="2.00"/> | Number of Staff (including yourself) |
|-----------------------------------|--------------------------------------|

How many hours did you and others from your institution only spend on each of the steps below when responding to this survey component?

Exclude the hours spent collecting data for state and other reporting purposes.

| Staff member | Collecting Data Needed | | Revising Data to Match IPEDS Requirements | | Entering Data | | Revising and Locking Data | |
|---------------|------------------------|-------|---|-------|----------------------|-------|---------------------------|-------|
| Your office | <input type="text"/> | hours | <input type="text"/> | hours | <input type="text"/> | hours | <input type="text"/> | hours |
| Other offices | <input type="text"/> | hours | <input type="text"/> | hours | <input type="text"/> | hours | <input type="text"/> | hours |

Summary

IPEDS collects important information regarding your institution. All data reported in IPEDS survey components become available in the IPEDS Data Center and appear as aggregated data in various Department of Education reports. Additionally, some of the reported data appears specifically for your institution through the College Navigator website and is included in your institution's Data Feedback Report (DFR). The purpose of this summary is to provide you an opportunity to view some of the data that, when accepted through the IPEDS quality control process, will appear on the College Navigator website and/or your DFR. College Navigator is updated approximately three months after the data collection period closes and Data Feedback Reports will be available through the [Data Center](#) and sent to your institution's CEO in November 2019.

Please review your data for accuracy. If you have questions about the data displayed below after reviewing the data reported on the survey screens, please contact the IPEDS Help Desk at: 1-877-225-2568 or ipedshelp@rti.org.

Summary of Completions Data

| Award Level | Number of Completions | |
|---|-----------------------|-----------------------|
| | 1 st major | 2 nd major |
| <u>Postsecondary award, certificate, or diploma (less than 1 academic year)</u> | 286 | 0 |
| <u>Associate's degree</u> | 216 | 0 |
| <u>Postsecondary award, certificate, or diploma (at least 2 but less than 4 academic years)</u> | 0 | 0 |
| <u>Bachelors degree or equivalent</u> | 5,786 | 69 |
| <u>Postbaccalaureate certificate</u> | 95 | 0 |
| <u>Master's degree</u> | 1,530 | 0 |
| <u>Post-master's certificate</u> | 28 | 0 |
| <u>Doctor's degree - research/scholarship</u> | 115 | 0 |
| <u>Doctor's degree - professional practice</u> | 85 | 0 |
| Total number of degrees and certificates | 8,141 | |

Summary of Completers Data

| | Number of Students | | |
|----------------|--------------------|-------|-------|
| | Men | Women | Total |
| All Completers | 3,125 | 4,629 | 7,754 |

Completions

Florida Atlantic University (133669)

| Source | Description | Severity | Resolved | Options |
|---|--|-------------|----------|---------|
| Screen: Completers- Postbaccalaureate and post-master's certificates | | | | |
| Screen Entry | The total number of completers (Men + Women) reported for this award level (118) is outside the expected range when compared to the prior year value. Please correct your data or contact the IPEDS Help Desk for assistance. (Error #10584) | Explanation | Yes | |
| Reason: | The post-master's certificates (Specialist) degrees awarded in year 2018-2019 is more than double what were awarded in prior year 2017-2018. | | | |