

Institution: Florida Atlantic University (133669)

User ID: P1336691

Completions Overview

Welcome to the IPEDS Completions survey component. The Completions component is one of several IPEDS components that is conducted during the Fall data collection period. It collects the number of degrees and certificates awarded by field of study, level of award, race/ethnicity, and gender. The reporting period for the Completions component is during the 12-month time period beginning July 1 of the previous calendar year and ending June 30 of the current calendar year; therefore, for this year's Completions component, the reporting period is between July 1, 2014 and June 30, 2015. The Completions component is also collecting the number of students (e.g., completers) who earned awards between July 1, 2014 and June 30, 2015.

Completions Common Errors

Some common completions component errors include the following:

- Including award levels on your current year Completions that were not reported on your previous year's (PY) Institutional Characteristics (IC). [Award levels in the PY IC component cannot be changed; therefore, contact the IPEDS Help Desk at 1-877-225-2568 if you need assistance.]
- Forgetting to select CIP codes for new programs of study that are offered by the institution, but do not have completions for the reporting period.
- Forgetting to enter in zero in at least one of the cells for CIP codes that do not have completions.

Recent Changes

- The following question on **distance education** has been added to the bottom of each individual "CIP Data" screen:
"Is this program offered as a distance education program?"
- The following two screens, which collect data specifically on students were added to this component, beginning in the 2013-14 survey year:
 - **"All Completers"** - Collects the number of students who earned an award between July 1, 2014 and June 30, 2015 by gender and race/ethnicity. (The intent of this screen is to collect an **unduplicated count** of total numbers of completers.)
 - **"Completers by Level"** - Collects the number of students who earned an award between July 1, 2014 and June 30, 2015 by award level and 1) by gender; 2) by race/ethnicity; and 3) by age.
- The definition for Post-baccalaureate Certificate has changed slightly for the 2015-16 collection. The new definition is as follows: **An award that requires completion of an organized program of study beyond the bachelor's. It is designed for persons who have completed a baccalaureate degree, but does not meet the requirements of a master's degree.**

NOTE: Even though Teacher Preparation certificate programs may require a bachelor's degree for admission, they are considered sub-baccalaureate undergraduate programs, and students in these programs are undergraduate students.

General Information

CIP Codes:

The [CIP 2010 Website](#) includes a list of new CIP codes, a list of deleted CIP codes, a list of moved CIP Codes, and an online crosswalk of the 2000 CIP and 2010 CIP.

The Resources Page of the CIP 2010 website contains many valuable resources including:

- CIP 2010 Manual and copies of previous editions of the CIP Manual
- Crosswalk between the 2000 CIP codes and the 2010 CIP codes in Excel format

Keep in mind that some information provided by institutions on the Completions component appear in the [College Navigator](#), which is a major tool used by consumers searching for information about postsecondary education. It is therefore vitally important that you include accurate information about your institution.

Survey materials can be downloaded using the following link: [Survey Materials](#).

The prior year revision system can be accessed using the following link: [Prior Year Revision System](#)

Completions CIP Data

CIPCODE	Award Level	Major	Gender	Non Resident Alien	Hispanic / Latino	American Indian or Alaska Native	Asian	Black or African American	Native Hawaiian or Other Pacific Islander	White	Two or more Races	Race/ ethnicity unknown	Total	distance education program
03.0104 Environmental Science	7 - Master's degree	1	Men	0	0	0	0	0	0	2	0	0	2	
			Women	0	0	0	1	0	0	5	0	0	6	
			Total	0	0	0	1	0	0	7	0	0	8	No
04.0201 Architecture	5 - Bachelor's degree	1	Men	1	11	0	0	3	0	8	0	0	23	
			Women	1	10	0	1	0	0	2	1	0	15	
			Total	2	21	0	1	3	0	10	1	0	38	No
04.0301 City/Urban, Community and Regional Planning	5 - Bachelor's degree	1	Men	0	2	0	0	5	0	7	0	0	14	
			Women	1	2	0	1	1	0	3	0	0	8	
			Total	1	4	0	1	6	0	10	0	0	22	No
04.0301 City/Urban, Community and Regional Planning	7 - Master's degree	1	Men	0	1	0	0	0	0	1	0	0	2	
			Women	0	4	0	0	2	0	4	1	0	11	
			Total	0	5	0	0	2	0	5	1	0	13	No
04.0401 Environmental Design/Architecture	5 - Bachelor's degree	1	Men	1	4	0	0	4	0	5	1	0	15	
			Women	1	5	0	0	0	0	0	0	0	6	
			Total	2	9	0	0	4	0	5	1	0	21	No
04.0401 Environmental Design/Architecture	5 - Bachelor's degree	2	Men	0	0	0	0	0	0	1	0	0	1	
			Women	0	1	0	0	0	0	0	0	0	1	
			Total	0	1	0	0	0	0	1	0	0	2	No
05.0207 Women's Studies	7 - Master's degree	1	Men	0	0	0	0	0	0	1	0	0	1	
			Women	0	1	0	0	0	0	3	1	0	5	
			Total	0	1	0	0	0	0	4	1	0	6	No
09.0101 Speech Communication and Rhetoric	5 - Bachelor's degree	1	Men	0	11	0	0	13	0	21	0	0	45	
			Women	0	20	0	3	20	0	56	5	0	104	
			Total	0	31	0	3	33	0	77	5	0	149	No
09.0101 Speech Communication and Rhetoric	5 - Bachelor's degree	2	Men	0	1	0	0	0	0	0	0	0	1	
			Women	0	2	0	0	0	0	0	0	0	2	
			Total	0	3	0	0	0	0	0	0	0	3	No
09.0199 Communication and Media Studies, Other	7 - Master's degree	1	Men	0	2	0	0	1	0	1	0	0	4	
			Women	1	2	0	0	1	0	3	0	0	7	
			Total	1	4	0	0	2	0	4	0	0	11	No
09.0702 Digital Communication and Media/Multimedia	5 - Bachelor's degree	1	Men	0	25	0	0	8	0	23	0	0	56	
			Women	0	27	0	1	16	0	38	2	1	85	
			Total	0	52	0	1	24	0	61	2	1	141	No
09.0702 Digital Communication and Media/Multimedia	7 - Master's degree	1	Men	0	0	0	0	0	0	0	0	0	0	
			Women	0	0	0	0	0	0	1	0	0	1	
			Total	0	0	0	0	0	0	1	0	0	1	No
09.0702 Digital Communication and Media/Multimedia	5 - Bachelor's degree	2	Men	0	0	0	0	0	0	0	0	0	0	
			Women	0	0	0	0	0	0	1	0	0	1	
			Total	0	0	0	0	0	0	1	0	0	1	No
11.0101 Computer and Information Sciences, General	5 - Bachelor's degree	1	Men	4	22	0	5	10	0	35	2	0	78	
			Women	1	6	0	0	0	0	4	0	0	11	
			Total	5	28	0	5	10	0	39	2	0	89	No
11.0101	7 - Master's degree	1	Men	3	3	0	3	0	0	11	0	0	20	
			Women	6	3	0	1	0	0	1	0	0	11	

CIPCODE	Award Level	Major	Gender	Non Resident Alien	Hispanic / Latino	American Indian or Alaska Native	Asian	Black or African American	Native Hawaiian or Other Pacific Islander	White	Two or more Races	Race/ ethnicity unknown	Total	distance education program
Computer and Information Sciences, General			Total	9	6	0	4	0	0	12	0	0	31	No
11.0101 Computer and Information Sciences, General	17 - Doctor's degree - research / scholarship	1	Men	0	0	0	0	0	0	1	0	0	1	
Women			1	0	0	0	0	0	0	0	0	0	1	
Total			1	0	0	0	0	0	0	1	0	0	2	No
11.0101 Computer and Information Sciences, General	5 - Bachelor's degree	2	Men	0	0	0	0	0	0	1	0	0	1	
Women			0	0	0	0	0	0	0	0	0	0	0	
Total			0	0	0	0	0	0	0	1	0	0	1	No
11.0101 Computer and Information Sciences, General	7 - Master's degree	2	Men	0	0	0	0	0	0	0	0	0	0	
Women			0	0	0	0	0	0	0	0	0	0	0	
Total			0	0	0	0	0	0	0	0	0	0	0	No
11.0103 Information Technology	7 - Master's degree	1	Men	1	0	0	0	0	0	0	0	0	1	
Women			1	0	0	0	0	0	0	0	0	0	1	
Total			2	0	0	0	0	0	0	0	0	0	2	No
13.0101 Education, General	5 - Bachelor's degree	1	Men	0	0	0	0	0	0	1	1	0	2	
Women			0	12	0	3	24	0	18	2	1	60		
Total			0	12	0	3	24	0	19	3	1	62	No	
13.0101 Education, General	7 - Master's degree	1	Men	0	0	0	0	0	0	0	0	0	0	
Women			0	1	0	0	0	0	0	0	0	0	1	
Total			0	1	0	0	0	0	0	0	0	0	1	No
13.0301 Curriculum and Instruction	7 - Master's degree	1	Men	0	0	0	0	1	0	3	1	0	5	
Women			1	5	0	1	0	19	0	0	0	26		
Total			1	5	0	1	1	0	22	1	0	31	No	
13.0301 Curriculum and Instruction	8 - Post-Master's certificates	1	Men	0	0	0	0	0	0	0	0	0	0	
Women			0	0	0	0	0	0	0	0	0	0	0	
Total			0	0	0	0	0	0	0	0	0	0	0	No
13.0301 Curriculum and Instruction	17 - Doctor's degree - research / scholarship	1	Men	1	0	0	0	0	0	0	0	0	1	
Women			0	1	0	0	1	0	5	0	0	7		
Total			1	1	0	0	1	0	5	0	0	8	No	
13.0401 Educational Leadership and Administration, General	7 - Master's degree	1	Men	2	5	0	1	8	0	9	2	0	27	
Women			1	5	0	1	10	0	30	4	0	51		
Total			3	10	0	2	18	0	39	6	0	78	Yes	
13.0401 Educational Leadership and Administration, General	8 - Post-Master's certificates	1	Men	0	0	0	0	0	0	1	0	0	1	
Women			0	4	0	0	3	0	4	0	0	11		
Total			0	4	0	0	3	0	5	0	0	12	No	
13.0401 Educational Leadership and Administration, General	17 - Doctor's degree - research / scholarship	1	Men	0	1	0	0	0	0	0	0	0	1	
Women			0	0	0	0	5	0	7	0	0	12		
Total			0	1	0	0	5	0	7	0	0	13	No	
13.0401 Educational Leadership and Administration, General	7 - Master's degree	2	Men	0	0	0	0	0	0	0	0	0	0	
Women			0	0	0	0	1	0	0	0	0	1		
Total			0	0	0	0	1	0	0	0	0	1	No	
13.0901 Social and Philosophical Foundations of Education	7 - Master's degree	1	Men	0	0	0	0	0	0	1	0	0	1	
Women			0	0	0	0	1	0	2	0	0	3		
Total			0	0	0	0	1	0	3	0	0	4	Yes	

CIPCODE	Award Level	Major	Gender	Non Resident Alien	Hispanic / Latino	American Indian or Alaska Native	Asian	Black or African American	Native Hawaiian or Other Pacific Islander	White	Two or more Races	Race/ ethnicity unknown	Total	distance education program
Reading Teacher Education	7 - Master's degree		Women	0	0	0	0	0	0	10	0	0	10	
			Total	0	0	0	0	0	0	10	0	0	10	No
13.1316 Science Teacher Education/General Science Teacher Education	5 - Bachelor's degree	1	Men	0	0	0	0	0	0	1	0	0	1	
			Women	1	1	0	0	0	0	2	0	0	4	
			Total	1	1	0	0	0	0	3	0	0	5	No
13.1317 Social Science Teacher Education	5 - Bachelor's degree	1	Men	0	1	0	0	0	0	8	0	0	9	
			Women	0	2	0	1	1	0	5	1	0	10	
			Total	0	3	0	1	1	0	13	1	0	19	No
13.1399 Teacher Education and Professional Development, Specific Subject Areas, Other	7 - Master's degree	1	Men	0	0	0	0	0	0	0	0	0	0	
			Women	1	0	0	0	0	0	3	0	0	4	
			Total	1	0	0	0	0	0	3	0	0	4	No
13.1401 Teaching English as a Second or Foreign Language/ESL Language Instructor	7 - Master's degree	1	Men	0	0	0	0	0	0	0	0	0	0	
			Women	0	0	0	0	0	0	0	0	0	0	
			Total	0	0	0	0	0	0	0	0	0	0	No
14.0501 Bioengineering and Biomedical Engineering	7 - Master's degree	1	Men	0	0	0	0	1	0	2	0	0	3	
			Women	2	1	0	0	0	0	1	0	0	4	
			Total	2	1	0	0	1	0	3	0	0	7	No
14.0801 Civil Engineering, General	5 - Bachelor's degree	1	Men	3	5	0	1	8	1	19	0	0	37	
			Women	1	1	0	0	1	0	2	0	0	5	
			Total	4	6	0	1	9	1	21	0	0	42	Yes
14.0801 Civil Engineering, General	7 - Master's degree	1	Men	2	1	0	1	1	0	4	0	0	9	
			Women	0	0	0	0	0	0	2	1	0	3	
			Total	2	1	0	1	1	0	6	1	0	12	No
14.0901 Computer Engineering, General	5 - Bachelor's degree	1	Men	1	4	0	2	3	0	12	0	0	22	
			Women	1	2	0	0	0	0	1	0	0	4	
			Total	2	6	0	2	3	0	13	0	0	26	No
14.0901 Computer Engineering, General	7 - Master's degree	1	Men	0	3	0	3	0	0	3	0	0	9	
			Women	0	0	0	0	0	0	0	0	0	0	
			Total	0	3	0	3	0	0	3	0	0	9	No
14.0901 Computer Engineering, General	17 - Doctor's degree - research / scholarship	1	Men	2	1	0	1	1	0	1	0	0	6	
			Women	0	0	0	0	1	0	0	0	0	1	
			Total	2	1	0	1	2	0	1	0	0	7	No
14.1001 Electrical and Electronics Engineerin	5 - Bachelor's degree	1	Men	2	15	0	5	10	0	14	1	0	47	
			Women	0	0	0	0	0	0	2	0	0	2	
			Total	2	15	0	5	10	0	16	1	0	49	No
14.1001 Electrical and Electronics Engineerin	7 - Master's degree	1	Men	1	3	0	0	2	1	3	0	0	10	
			Women	0	0	0	0	0	0	0	0	0	0	
			Total	1	3	0	0	2	1	3	0	0	10	No
14.1001 Electrical and Electronics Engineerin	17 - Doctor's degree - research / scholarship	1	Men	3	1	0	0	0	0	0	1	0	5	
			Women	1	0	0	1	0	0	0	0	0	2	
			Total	4	1	0	1	0	0	0	1	0	7	No
14.1901 Mechanical Engineering	5 - Bachelor's degree	1	Men	1	10	0	3	3	0	33	0	1	51	
			Women	1	2	0	1	0	0	8	0	0	12	

CIPCODE	Award Level	Major	Gender	Non Resident Alien	Hispanic / Latino	American Indian or Alaska Native	Asian	Black or African American	Native Hawaiian or Other Pacific Islander	White	Two or more Races	Race/ ethnicity unknown	Total	distance education program	
14.1901 Mechanical Engineering	7 - Master's degree	1	Total	2	12	0	4	3	0	41	0	1	63	No	
			Men	1	1	0	0	0	0	2	0	0	4		
			Women	1	0	0	0	0	0	0	2	0	0	3	
14.1901 Mechanical Engineering	17 - Doctor's degree - research / scholarship	1	Total	2	1	0	0	0	0	4	0	0	7	No	
			Men	0	0	0	0	0	0	0	0	0	0	0	
			Women	0	0	0	0	0	0	0	0	0	0	0	
14.2401 Ocean Engineering	5 - Bachelor's degree	1	Total	0	0	0	0	0	0	0	0	0	0	0	
			Men	1	3	0	0	0	0	14	0	0	18		
			Women	0	0	0	0	0	0	5	1	0	6		
14.2401 Ocean Engineering	7 - Master's degree	1	Total	1	3	0	0	0	0	19	1	0	24	No	
			Men	2	1	0	1	0	0	9	0	1	14		
			Women	3	0	0	0	0	0	0	0	0	3		
14.2401 Ocean Engineering	17 - Doctor's degree - research / scholarship	1	Total	5	1	0	1	0	0	9	0	1	17	No	
			Men	0	0	0	0	0	0	1	0	0	1		
			Women	1	0	0	0	0	0	1	0	0	2		
14.3801 Surveying Engineering	5 - Bachelor's degree	1	Total	1	0	0	0	0	0	2	0	0	3	No	
			Men	0	0	0	0	0	0	1	0	0	1		
			Women	0	0	0	0	0	0	0	0	0	0	0	
15.1202 Computer Technology/Computer Systems Technology	5 - Bachelor's degree	1	Total	0	0	0	0	0	0	1	0	0	1	No	
			Men	0	1	1	1	0	0	3	0	0	6		
			Women	0	1	0	0	0	0	0	0	0	1		
16.0102 Linguistics	5 - Bachelor's degree	1	Total	0	2	1	1	0	0	3	0	0	7	No	
			Men	0	1	0	0	2	0	2	0	0	5		
			Women	1	6	1	0	2	0	8	0	0	18		
16.0102 Linguistics	7 - Master's degree	1	Total	1	7	1	0	4	0	10	0	0	23	No	
			Men	0	0	0	0	0	0	2	0	0	2		
			Women	4	3	0	0	1	0	3	0	0	11		
16.0102 Linguistics	5 - Bachelor's degree	2	Total	4	3	0	0	1	0	5	0	0	13	No	
			Men	0	0	0	0	0	0	0	0	0	0	0	
			Women	0	1	0	0	0	0	3	0	0	4		
16.0501 German Language and Literature	5 - Bachelor's degree	1	Total	0	1	0	0	0	0	3	0	0	4	No	
			Men	0	0	0	0	0	0	0	0	0	0	0	
			Women	0	0	0	0	0	0	0	0	0	0	0	
16.0501 German Language and Literature	5 - Bachelor's degree	2	Total	0	0	0	0	0	0	0	0	0	0	No	
			Men	0	0	0	0	0	0	0	0	0	0	0	
			Women	0	0	0	0	0	0	0	0	0	0	0	
16.0901 French Language and Literature	5 - Bachelor's degree	1	Total	0	0	0	0	6	0	1	0	0	7		
			Men	0	1	0	0	2	0	1	0	0	4		
			Women	0	0	0	0	0	0	0	0	0	0	0	
16.0901 French Language and Literature	7 - Master's degree	1	Total	0	1	0	0	8	0	2	0	0	11	No	
			Men	0	0	0	0	1	0	0	0	0	1		
			Women	0	0	0	0	1	0	0	0	0	1		
16.0901		2	Total	0	0	0	0	2	0	0	0	2	No		
16.0901		2	Men	0	1	0	0	0	0	1	0	0	2		

CIPCODE	Award Level	Major	Gender	Non Resident Alien	Hispanic / Latino	American Indian or Alaska Native	Asian	Black or African American	Native Hawaiian or Other Pacific Islander	White	Two or more Races	Race/ ethnicity unknown	Total	distance education program
French Language and Literature	5 - Bachelor's degree		Women	0	0	0	0	1	0	0	0	0	1	
			Total	0	1	0	0	1	0	1	0	0	3	No
16.0905 Spanish Language and Literature	5 - Bachelor's degree	1	Men	1	1	0	0	0	0	0	0	0	2	
			Women	0	2	0	0	0	0	0	1	0	3	
			Total	1	3	0	0	0	0	0	1	0	5	No
16.0905 Spanish Language and Literature	7 - Master's degree	1	Men	0	0	0	1	0	0	1	0	0	2	
			Women	1	5	0	0	0	0	0	1	0	7	
			Total	1	5	0	1	0	0	1	1	0	9	No
16.0905 Spanish Language and Literature	5 - Bachelor's degree	2	Men	0	0	0	0	1	0	0	0	0	1	
			Women	0	3	0	0	0	0	1	0	0	4	
			Total	0	3	0	0	1	0	1	0	0	5	No
23.0101 English Language and Literature, General	5 - Bachelor's degree	1	Men	0	13	0	0	5	0	30	1	0	49	
			Women	0	22	0	0	17	0	55	1	0	95	
			Total	0	35	0	0	22	0	85	2	0	144	No
23.0101 English Language and Literature, General	7 - Master's degree	1	Men	0	1	0	0	0	0	0	0	0	1	
			Women	0	1	0	0	1	0	4	0	0	6	
			Total	0	2	0	0	1	0	4	0	0	7	No
23.0101 English Language and Literature, General	5 - Bachelor's degree	2	Men	0	0	0	0	0	0	0	0	0	0	
			Women	0	0	0	0	0	0	1	0	0	1	
			Total	0	0	0	0	0	0	1	0	0	1	No
23.1302 Creative Writing	7 - Master's degree	1	Men	0	1	0	0	0	0	1	0	0	2	
			Women	0	1	0	0	1	0	5	0	0	7	
			Total	0	2	0	0	1	0	6	0	0	9	No
24.0101 Liberal Arts and Sciences/Liberal Studies	3 - Associate's degree	1	Men	1	38	1	4	16	0	50	2	0	112	
			Women	0	69	1	10	58	0	101	8	1	248	
			Total	1	107	2	14	74	0	151	10	1	360	No
24.0101 Liberal Arts and Sciences/Liberal Studies	5 - Bachelor's degree	1	Men	0	4	0	0	2	0	8	2	0	16	
			Women	0	9	0	0	7	0	15	2	0	33	
			Total	0	13	0	0	9	0	23	4	0	49	No
24.0101 Liberal Arts and Sciences/Liberal Studies	7 - Master's degree	1	Men	0	0	0	0	0	0	0	0	0	0	
			Women	0	0	0	0	0	0	0	0	0	0	
			Total	0	0	0	0	0	0	0	0	0	0	No
24.0101 Liberal Arts and Sciences/Liberal Studies	5 - Bachelor's degree	2	Men	0	0	0	0	0	0	0	0	0	0	
			Women	0	0	0	0	0	0	0	0	0	0	
			Total	0	0	0	0	0	0	0	0	0	0	No
24.0199 Liberal Arts and Sciences, General Studies and Humanities, Other	5 - Bachelor's degree	1	Men	0	3	0	0	1	0	13	0	1	18	
			Women	1	8	0	2	2	0	28	3	0	44	
			Total	1	11	0	2	3	0	41	3	1	62	No
26.0101 Biology/Biological Sciences, General	5 - Bachelor's degree	1	Men	3	35	0	14	17	1	70	8	1	149	
			Women	4	69	0	31	47	0	84	10	4	249	
			Total	7	104	0	45	64	1	154	18	5	398	No
26.0101 Biology/Biological Sciences, General	7 - Master's degree	1	Men	2	2	0	0	1	0	5	0	0	10	
			Women	4	3	0	0	0	0	18	1	0	26	
			Total	6	5	0	0	1	0	23	1	0	36	No
26.0101			Men	0	0	0	0	0	0	2	0	0	2	

CIPCODE	Award Level	Major	Gender	Non Resident Alien	Hispanic / Latino	American Indian or Alaska Native	Asian	Black or African American	Native Hawaiian or Other Pacific Islander	White	Two or more Races	Race/ ethnicity unknown	Total	distance education program	
38.0101 Philosophy	5 - Bachelor's degree	2	Total	0	4	0	0	3	0	3	0	0	10	No	
			Men	0	0	0	0	0	0	0	0	0	0		
			Women	0	0	0	0	0	0	0	0	0	0	0	
38.0206 Jewish/Judaic Studies	5 - Bachelor's degree	1	Total	0	0	0	0	0	0	0	0	0	0	No	
			Men	0	1	0	0	0	0	0	0	0	0	1	
			Women	0	0	0	0	0	0	0	2	0	0	2	
38.0206 Jewish/Judaic Studies	5 - Bachelor's degree	2	Total	0	1	0	0	0	0	2	0	0	3	No	
			Men	0	0	0	0	0	0	0	0	0	0	0	
			Women	0	0	0	0	0	0	0	0	0	0	0	
40.0501 Chemistry, General	5 - Bachelor's degree	1	Total	0	0	0	0	0	0	0	0	0	0	No	
			Men	1	6	0	3	3	0	4	2	0	19		
			Women	2	3	0	1	5	0	7	0	0	18		
40.0501 Chemistry, General	7 - Master's degree	1	Total	3	9	0	4	8	0	11	2	0	37	No	
			Men	0	0	0	0	0	0	0	0	0	0		
			Women	0	0	0	0	0	0	0	0	0	0	0	
40.0501 Chemistry, General	17 - Doctor's degree - research / scholarship	1	Total	0	0	0	0	0	0	0	0	0	0	No	
			Men	1	0	0	0	0	0	0	0	0	1		
			Women	1	0	0	0	0	0	1	0	0	2		
40.0501 Chemistry, General	5 - Bachelor's degree	2	Total	2	0	0	0	0	0	1	0	0	3	No	
			Men	0	0	0	0	0	0	1	0	0	1		
			Women	0	0	0	0	0	0	0	0	0	0		
40.0501 Chemistry, General	7 - Master's degree	2	Total	0	0	0	0	0	0	0	0	0	0	No	
			Men	0	0	0	0	0	0	0	0	0	0		
			Women	0	0	0	0	0	0	0	0	0	0		
40.0601 Geology/Earth Science, General	5 - Bachelor's degree	1	Total	0	0	0	1	0	0	2	0	0	3	No	
			Men	0	0	0	0	0	0	5	0	0	5		
			Women	0	0	0	1	0	0	2	0	0	3		
40.0601 Geology/Earth Science, General	7 - Master's degree	1	Total	0	0	0	0	0	0	3	0	0	3	No	
			Men	0	0	0	0	0	0	2	0	0	2		
			Women	0	0	0	0	0	0	1	0	0	1		
40.0699 Geological and Earth Sciences/Geosciences, Other	17 - Doctor's degree - research / scholarship	1	Total	0	0	0	0	0	0	3	0	0	3	No	
			Men	0	1	0	0	0	0	2	0	0	3		
			Women	0	0	0	0	0	0	4	0	0	4		
40.0801 Physics, General	5 - Bachelor's degree	1	Total	0	1	0	0	0	0	6	0	0	9	No	
			Men	0	2	0	0	1	0	4	0	0	7		
			Women	0	0	0	0	0	0	2	0	0	2		
40.0801 Physics, General	7 - Master's degree	1	Total	2	0	0	0	0	0	1	0	0	3	No	
			Men	2	0	0	0	0	0	1	0	0	3		
			Women	1	0	0	0	0	0	0	0	0	1		
40.0801 Physics, General	17 - Doctor's degree - research / scholarship	1	Total	3	0	0	0	0	0	1	0	0	4	No	
			Men	0	0	0	0	0	0	1	0	0	1		
			Women	0	0	0	0	0	0	0	0	0	0		
42.0101		1	Total	0	0	0	0	0	0	1	0	0	1	No	
			Men	0	15	0	1	7	1	27	2	1	54		

CIPCODE	Award Level	Major	Gender	Non Resident Alien	Hispanic / Latino	American Indian or Alaska Native	Asian	Black or African American	Native Hawaiian or Other Pacific Islander	White	Two or more Races	Race/ ethnicity unknown	Total	distance education program
Psychology, General	5 - Bachelor's degree		Women	5	78	0	7	41	1	98	6	2	238	
			Total	5	93	0	8	48	2	125	8	3	292	No
42.0101 Psychology, General	7 - Master's degree	1	Men	0	0	0	1	0	0	4	1	0	6	
			Women	1	1	0	0	0	0	5	1	0	8	
			Total	1	1	0	1	0	0	9	2	0	14	No
42.0101 Psychology, General	5 - Bachelor's degree	2	Men	0	1	0	0	0	0	0	0	0	1	
			Women	0	1	0	0	0	0	1	0	0	2	
			Total	0	2	0	0	0	0	1	0	0	3	No
42.2704 Experimental Psychology	17 - Doctor's degree - research / scholarship	1	Men	0	0	0	0	0	0	1	0	0	1	
			Women	0	0	0	1	0	0	3	0	0	4	
			Total	0	0	0	1	0	0	4	0	0	5	No
42.2706 Physiological Psychology/Psychobiology	5 - Bachelor's degree	1	Men	0	3	0	5	2	0	10	1	0	21	
			Women	0	14	0	6	11	0	22	2	0	55	
			Total	0	17	0	11	13	0	32	3	0	76	No
42.2706 Physiological Psychology/Psychobiology	17 - Doctor's degree - research / scholarship	1	Men	0	0	0	0	0	0	1	0	0	1	
			Women	0	0	0	0	0	0	0	0	0	0	
			Total	0	0	0	0	0	0	1	0	0	1	No
42.2706 Physiological Psychology/Psychobiology	5 - Bachelor's degree	2	Men	0	0	0	0	0	0	0	0	0	0	
			Women	0	0	0	0	0	0	1	0	0	1	
			Total	0	0	0	0	0	0	1	0	0	1	No
43.0103 Criminal Justice/Law Enforcement Administration	7 - Master's degree	1	Men	0	0	0	0	1	0	5	0	0	6	
			Women	0	3	0	1	9	0	7	2	0	22	
			Total	0	3	0	1	10	0	12	2	0	28	No
43.0104 Criminal Justice/Safety Studies	5 - Bachelor's degree	1	Men	0	37	1	4	40	0	76	3	1	162	
			Women	1	44	0	5	63	0	82	8	1	204	
			Total	1	81	1	9	103	0	158	11	2	366	Yes
43.0104 Criminal Justice/Safety Studies	5 - Bachelor's degree	2	Men	0	4	0	0	1	0	3	0	0	8	
			Women	0	5	0	0	2	0	4	1	0	12	
			Total	0	9	0	0	3	0	7	1	0	20	Yes
43.9999 Homeland Security, Law Enforcement, Firefighting and Related Protective Services, Other	5 - Bachelor's degree	1	Men	0	1	0	0	6	0	13	0	0	20	
			Women	0	4	0	1	4	0	3	1	0	13	
			Total	0	5	0	1	10	0	16	1	0	33	Yes
43.9999 Homeland Security, Law Enforcement, Firefighting and Related Protective Services, Other	5 - Bachelor's degree	2	Men	0	0	0	0	0	0	2	0	0	2	
			Women	0	0	0	1	1	1	1	0	0	4	
			Total	0	0	0	1	1	1	3	0	0	6	Yes
44.0401 Public Administration	5 - Bachelor's degree	1	Men	0	0	0	1	2	0	5	0	0	8	
			Women	0	3	0	3	15	0	4	0	0	25	
			Total	0	3	0	4	17	0	9	0	0	33	Yes
44.0401 Public Administration	7 - Master's degree	1	Men	2	4	0	0	5	0	12	1	0	24	
			Women	0	5	0	1	13	0	8	0	0	27	
			Total	2	9	0	1	18	0	20	1	0	51	No

CIPCODE	Award Level	Major	Gender	Non Resident Alien	Hispanic / Latino	American Indian or Alaska Native	Asian	Black or African American	Native Hawaiian or Other Pacific Islander	White	Two or more Races	Race/ ethnicity unknown	Total	distance education program	
44.0401 Public Administration	17 - Doctor's degree - research / scholarship	1	Men	1	0	0	0	0	0	1	0	0	2		
			Women	0	0	0	0	0	0	1	0	0	1		
			Total	1	0	0	0	0	0	2	0	0	3	No	
44.0401 Public Administration	5 - Bachelor's degree	2	Men	0	0	0	0	0	0	0	0	0	0		
			Women	0	1	0	0	0	0	0	0	0	1		
			Total	0	1	0	0	0	0	0	0	0	1	No	
44.0701 Social Work	5 - Bachelor's degree	1	Men	1	4	0	0	11	0	7	0	0	23		
			Women	0	34	0	2	81	1	54	5	0	177		
			Total	1	38	0	2	92	1	61	5	0	200	No	
44.0701 Social Work	7 - Master's degree	1	Men	0	0	0	0	0	0	0	0	1	1		
			Women	0	0	0	0	0	0	0	0	0	0	0	
			Total	0	0	0	0	0	0	0	0	0	1	1	No
44.0701 Social Work	5 - Bachelor's degree	2	Men	0	0	0	0	0	0	0	0	0	0		
			Women	0	0	0	0	0	0	0	0	0	0	0	
			Total	0	0	0	0	0	0	0	0	0	0	0	No
45.0101 Social Sciences, General	5 - Bachelor's degree	1	Men	0	2	0	0	0	0	8	2	0	12		
			Women	0	12	0	0	8	1	20	0	0	41		
			Total	0	14	0	0	8	1	28	2	0	53	No	
45.0101 Social Sciences, General	5 - Bachelor's degree	2	Men	0	0	0	0	1	0	1	0	0	2		
			Women	0	0	0	0	0	0	0	0	0	0	0	
			Total	0	0	0	0	1	0	1	0	0	2	No	
45.0201 Anthropology	5 - Bachelor's degree	1	Men	0	4	0	1	0	0	5	0	0	10		
			Women	0	6	0	2	1	0	23	1	0	33		
			Total	0	10	0	3	1	0	28	1	0	43	No	
45.0201 Anthropology	7 - Master's degree	1	Men	0	1	0	0	0	0	2	0	0	3		
			Women	0	0	0	0	0	0	4	0	0	4		
			Total	0	1	0	0	0	0	6	0	0	7	No	
45.0201 Anthropology	5 - Bachelor's degree	2	Men	0	0	0	0	0	0	0	0	0	0		
			Women	0	0	0	0	0	0	1	0	0	1		
			Total	0	0	0	0	0	0	1	0	0	1	No	
45.0601 Economics, General	5 - Bachelor's degree	1	Men	1	9	0	4	11	0	40	2	1	68		
			Women	1	10	0	2	2	0	12	0	0	27		
			Total	2	19	0	6	13	0	52	2	1	95	No	
45.0601 Economics, General	7 - Master's degree	1	Men	1	5	0	1	0	0	13	0	1	21		
			Women	1	2	0	0	1	0	3	0	0	7		
			Total	2	7	0	1	1	0	16	0	1	28	No	
45.0601 Economics, General	5 - Bachelor's degree	2	Men	0	1	0	0	0	0	3	0	0	4		
			Women	0	1	0	0	1	0	0	0	0	2		
			Total	0	2	0	0	1	0	3	0	0	6	No	
45.0701 Geography	5 - Bachelor's degree	1	Men	0	3	0	0	0	0	4	0	0	7		
			Women	0	2	0	1	0	0	8	0	0	11		
			Total	0	5	0	1	0	0	12	0	0	18	No	
45.0701 Geography	7 - Master's degree	1	Men	0	1	0	0	0	0	3	0	0	4		
			Women	0	0	0	0	0	0	0	0	1	1		
			Total	0	1	0	0	0	0	3	0	1	5	No	

CIPCODE	Award Level	Major	Gender	Non Resident Alien	Hispanic / Latino	American Indian or Alaska Native	Asian	Black or African American	Native Hawaiian or Other Pacific Islander	White	Two or more Races	Race/ ethnicity unknown	Total	distance education program	
45.1001 Political Science and Government, General	5 - Bachelor's degree	1	Men	0	21	0	1	11	0	41	4	0	78		
			Women	1	14	0	1	14	0	32	0	1	63		
			Total	1	35	0	2	25	0	73	4	1	141	No	
45.1001 Political Science and Government, General	7 - Master's degree	1	Men	0	3	0	0	2	0	2	0	0	7		
			Women	0	0	0	1	0	0	3	0	0	4		
			Total	0	3	0	1	2	0	5	0	0	11	No	
45.1001 Political Science and Government, General	5 - Bachelor's degree	2	Men	0	1	0	0	0	0	0	0	0	1		
			Women	0	0	0	1	1	0	2	0	0	4		
			Total	0	1	0	1	1	0	2	0	0	5	No	
45.1101 Sociology	5 - Bachelor's degree	1	Men	0	4	0	0	14	0	27	2	0	47		
			Women	1	22	0	2	25	0	36	2	0	88		
			Total	1	26	0	2	39	0	63	4	0	135	No	
45.1101 Sociology	7 - Master's degree	1	Men	0	1	0	0	0	0	2	0	0	3		
			Women	0	1	0	0	1	0	3	0	0	5		
			Total	0	2	0	0	1	0	5	0	0	8	No	
45.1101 Sociology	5 - Bachelor's degree	2	Men	0	1	0	0	1	0	4	0	0	6		
			Women	0	4	0	1	3	0	9	0	0	17		
			Total	0	5	0	1	4	0	13	0	0	23	No	
50.0501 Drama and Dramatics/Theatre Arts, General	5 - Bachelor's degree	1	Men	1	2	0	0	1	0	4	0	0	8		
			Women	0	2	0	0	1	0	7	0	0	10		
			Total	1	4	0	0	2	0	11	0	0	18	No	
50.0501 Drama and Dramatics/Theatre Arts, General	7 - Master's degree	1	Men	0	0	0	0	0	0	3	0	0	3		
			Women	1	1	0	0	0	0	6	0	0	8		
			Total	1	1	0	0	0	0	9	0	0	11	No	
50.0701 Art/Art Studies, General	5 - Bachelor's degree	1	Men	0	12	0	0	4	0	15	2	1	34		
			Women	1	27	0	5	4	0	54	5	1	97		
			Total	1	39	0	5	8	0	69	7	2	131	No	
50.0701 Art/Art Studies, General	5 - Bachelor's degree	2	Men	0	0	0	0	0	0	0	0	0	0		
			Women	0	1	0	0	0	0	0	0	0	0	1	
			Total	0	1	0	0	0	0	0	0	0	0	1	No
50.0702 Fine/Studio Arts, General	7 - Master's degree	1	Men	0	1	0	0	0	0	1	0	0	2		
			Women	0	0	0	0	0	0	2	0	0	2		
			Total	0	1	0	0	0	0	3	0	0	4	No	
50.0901 Music, General	5 - Bachelor's degree	1	Men	0	1	0	0	1	0	5	0	0	7		
			Women	0	1	0	0	0	0	3	0	0	4		
			Total	0	2	0	0	1	0	8	0	0	11	No	
50.0901 Music, General	7 - Master's degree	1	Men	1	1	0	1	0	0	4	0	0	7		
			Women	2	0	0	1	0	0	1	1	0	5		
			Total	3	1	0	2	0	0	5	1	0	12	No	
50.0901 Music, General	5 - Bachelor's degree	2	Men	0	0	0	0	0	0	0	0	0	0		
			Women	0	0	0	1	0	0	0	0	0	0	1	
			Total	0	0	0	1	0	0	0	0	0	0	1	No
50.1003 Music Management	5 - Bachelor's degree	1	Men	0	2	0	0	1	0	1	1	0	5		
			Women	1	3	0	0	0	0	4	0	0	8		
			Total	1	5	0	0	1	0	5	1	0	13	No	
50.1003		1	Men	0	0	0	0	0	0	1	0	0	1		

CIPCODE	Award Level	Major	Gender	Non Resident Alien	Hispanic / Latino	American Indian or Alaska Native	Asian	Black or African American	Native Hawaiian or Other Pacific Islander	White	Two or more Races	Race/ ethnicity unknown	Total	distance education program
52.1401 Marketing/Marketing Management, General	5 - Bachelor's degree	1	Men	1	16	0	3	5	0	49	0	0	74	
			Women	1	16	0	4	7	0	41	1	0	70	
			Total	2	32	0	7	12	0	90	1	0	144	Yes
52.1401 Marketing/Marketing Management, General	5 - Bachelor's degree	2	Men	1	7	0	1	2	0	17	2	0	30	
			Women	0	10	0	1	3	0	8	0	0	22	
			Total	1	17	0	2	5	0	25	2	0	52	Yes
52.1501 Real Estate	5 - Bachelor's degree	1	Men	0	0	0	0	0	0	0	0	0	0	
			Women	0	0	0	0	0	0	0	0	0	0	
			Total	0	0	0	0	0	0	0	0	0	0	No
52.1501 Real Estate	5 - Bachelor's degree	2	Men	0	0	0	0	0	0	0	0	0	0	
			Women	0	0	0	0	0	0	0	0	0	0	
			Total	0	0	0	0	0	0	0	0	0	0	No
52.1601 Taxation	7 - Master's degree	1	Men	0	0	0	1	0	0	20	0	0	21	
			Women	0	1	0	1	2	0	14	0	1	19	
			Total	0	1	0	2	2	0	34	0	1	40	Yes
52.1601 Taxation	7 - Master's degree	2	Men	0	0	0	0	0	0	0	0	0	0	
			Women	0	0	0	0	0	0	0	0	0	0	
			Total	0	0	0	0	0	0	0	0	0	0	Yes
54.0101 History, General	5 - Bachelor's degree	1	Men	0	11	0	0	2	0	23	1	0	37	
			Women	0	5	0	0	3	0	10	1	0	19	
			Total	0	16	0	0	5	0	33	2	0	56	No
54.0101 History, General	7 - Master's degree	1	Men	0	1	0	0	0	0	8	0	0	9	
			Women	0	0	0	0	0	0	1	0	0	1	
			Total	0	1	0	0	0	0	9	0	0	10	No
54.0101 History, General	5 - Bachelor's degree	2	Men	0	1	0	0	0	0	1	0	0	2	
			Women	0	0	0	0	0	0	2	0	1	3	
			Total	0	1	0	0	0	0	3	0	1	5	No

Completions: total by first major

99.0000 Summary Grand Totals	Award Level	Nonresident alien	Hispanic Latino	American Indian or Alaska Native	Asian	Black or African American	Native Hawaiian or Other Pacific Islander	White	Two or more Races	Race/ethnicity unknown	Total	PY Total
Associate's degree	3											
Men		1	38	1	4	16	0	50	2	0	112	126
Women		0	69	1	10	58	0	101	8	1	248	227
Total		1	107	2	14	74	0	151	10	1	360	353
Bachelor's degree	5											
Men		48	553	4	94	363	5	1079	54	7	2207	2050
Women		48	815	3	136	687	8	1459	87	23	3266	2967
Total		96	1368	7	230	1050	13	2538	141	30	5473	5017
Master's degree	7											
Men		29	93	0	24	52	1	309	9	5	522	543
Women		43	134	2	33	167	0	457	27	6	869	812
Total		72	227	2	57	219	1	766	36	11	1391	1355
Post-Master's certificates	8											
Men		0	0	0	0	0	0	1	0	0	1	5
Women		0	4	0	0	4	0	7	0	0	15	30
Total		0	4	0	0	4	0	8	0	0	16	35
Doctor's degree - research / scholarship	17											
Men		12	4	0	1	1	0	14	1	0	33	46
Women		10	5	0	4	10	0	42	0	0	71	60
Total		22	9	0	5	11	0	56	1	0	104	106
Doctor's degree - professional practice	18											
Men		0	1	0	4	0	0	24	0	1	30	1
Women		0	6	0	4	3	0	21	0	0	34	21
Total		0	7	0	8	3	0	45	0	1	64	22

Grand Total Men		90	689	5	127	432	6	1477	66	13	2905	2771
Grand Total Women		101	1033	6	187	929	8	2087	122	30	4503	4117
Grand Total		191	1722	11	314	1361	14	3564	188	43	7408	6888

PY Grand Total Men		114	625	2	151	416	2	1392	53	16		2771
PY Grand Total Women		65	944	2	167	777	4	2033	92	33		4117
PY Grand Total		179	1569	4	318	1193	6	3425	145	49		6888

Completions: total by second major

99.0000 Summary Grand Totals	Award Level	Nonresident alien	Hispanic Latino	American Indian or Alaska Native	Asian	Black or African American	Native Hawaiian or Other Pacific Islander	White	Two or more Races	Race/ethnicity unknown	Total	PY Total
Bachelor's degree	5											
Men		3	28	0	3	8	0	42	2	0	86	86
Women		1	39	0	5	16	1	45	2	1	110	114
Total		4	67	0	8	24	1	87	4	1	196	200
Master's degree	7											
Men		0	0	0	0	0	0	0	0	0	0	0
Women		0	0	0	0	1	0	0	0	0	1	1
Total		0	0	0	0	1	0	0	0	0	1	1

Grand Total Men		3	28	0	3	8	0	42	2	0	86	86
Grand Total Women		1	39	0	5	17	1	45	2	1	111	115
Grand Total		4	67	0	8	25	1	87	4	1	197	201

PY Grand Total Men		3	31	0	0	15	0	34	3	0		86
PY Grand Total Women		1	36	0	6	22	0	48	1	1		115
PY Grand Total		4	67	0	6	37	0	82	4	1		201

All Completers

Institutions must report the following information. (Some data will be pre-populated from the completions by CIP code data.)

All Completers

Number of students by gender and race and ethnicity earning an award between July 1, 2014 and June 30, 2015. Count each student only once, regardless of how many awards he/she earned. The intent of this screen is to collect an unduplicated count of total numbers of *completers*.

- Report Hispanic/Latino individuals of any race as Hispanic/Latino
- Report race for non-Hispanic/Latino individuals only

	Men		Women		Total Students
	Number of Students	Total Awards	Number of Students	Total Awards	
<u>Nonresident alien</u>	88	90	99	101	187
<u>Hispanic/Latino</u>	667	689	1,012	1,033	1,679
<u>American Indian or Alaska Native</u>	5	5	6	6	11
<u>Asian</u>	123	127	182	187	305
<u>Black or African American</u>	420	432	908	929	1,328
<u>Native Hawaiian or Other Pacific Islander</u>	6	6	8	8	14
<u>White</u>	1,453	1,477	2,059	2,087	3,512
<u>Two or more races</u>	63	66	119	122	182
<u>Race and ethnicity unknown</u>	13	13	30	30	43
TOTAL	2,838	2,905	4,423	4,503	7,261
PY TOTAL	2,693		4,038		6,731

Completers by Level

Institutions must report the following information. This screen will be shown for each of the following award categories for which completions have been reported:

- Less than 1-year certificates
- At least 1 but less than 4-year certificates
- Associate's degrees
- Bachelor's degrees
- Master's degrees
- Doctor's degrees
- Postbaccalaureate and post-master's certificates

Associate's degrees

Number of students by gender, by race and ethnicity, and by age earning this award between July 1, 2014 and June 30, 2015. Each student should be counted once per award level. For example, if a student earned a master's degree and a doctor's degree, he/she should be counted once in master's and once in doctor's. A student earning two master's degrees should be counted only once.

- Report Hispanic/Latino individuals of any race as Hispanic/Latino
- Report race for non-Hispanic/Latino individuals only

	Number of Students	Total Awards
By Gender		
Men	<input type="text" value="112"/>	112
Women	<input type="text" value="248"/>	248
TOTAL	360	360
PY TOTAL	353	

By Race/Ethnicity

<u>Nonresident alien</u>	<input type="text" value="1"/>	1
<u>Hispanic/Latino</u>	<input type="text" value="107"/>	107
<u>American Indian or Alaska Native</u>	<input type="text" value="2"/>	2
<u>Asian</u>	<input type="text" value="14"/>	14
<u>Black or African American</u>	<input type="text" value="74"/>	74
<u>Native Hawaiian or Other Pacific Islander</u>	<input type="text" value="0"/>	0

<u>White</u>	<input type="text" value="151"/>	151
Two or more races	<input type="text" value="10"/>	10
<u>Race and ethnicity unknown</u>	<input type="text" value="1"/>	1
TOTAL	360	360

By Age		
Under 18	<input type="text" value="1"/>	
18-24	<input type="text" value="353"/>	
25-39	<input type="text" value="6"/>	
40 and Above	<input type="text" value="0"/>	
Age Unknown	<input type="text" value="0"/>	
TOTAL	360	360

Completers by Level

Institutions must report the following information. This screen will be shown for each of the following award categories for which completions have been reported:

- Less than 1-year certificates
- At least 1 but less than 4-year certificates
- Associate's degrees
- Bachelor's degrees
- Master's degrees
- Doctor's degrees
- Postbaccalaureate and post-master's certificates

Bachelor's degrees

Number of students by gender, by race and ethnicity, and by age earning this award between July 1, 2014 and June 30, 2015. Each student should be counted once per award level. For example, if a student earned a master's degree and a doctor's degree, he/she should be counted once in master's and once in doctor's. A student earning two master's degrees should be counted only once.


- Report Hispanic/Latino individuals of any race as Hispanic/Latino
- Report race for non-Hispanic/Latino individuals only

	Number of Students	Total Awards
By Gender		
Men	2,148	2,207
Women	3,212	3,266
TOTAL	5,360	5,473
PY TOTAL	4,902	

By Race/Ethnicity

<u>Nonresident alien</u>	93	96
<u>Hispanic/Latino</u>	1,331	1,368
<u>American Indian or Alaska Native</u>	7	7
<u>Asian</u>	222	230
<u>Black or African American</u>	1,025	1,050
<u>Native Hawaiian or Other Pacific Islander</u>	13	13

<u>White</u>	<input type="text" value="2,502"/>	2,538
Two or more races	<input type="text" value="137"/>	141
<u>Race and ethnicity unknown</u>	<input type="text" value="30"/>	30
TOTAL	5,360	5,473



By Age		
Under 18	<input type="text" value="2"/>	
18-24	<input type="text" value="2,653"/>	
25-39	<input type="text" value="2,323"/>	
40 and Above	<input type="text" value="382"/>	
Age Unknown	<input type="text" value="0"/>	
TOTAL	5,360	5,473

Completers by Level

Institutions must report the following information. This screen will be shown for each of the following award categories for which completions have been reported:

- Less than 1-year certificates
- At least 1 but less than 4-year certificates
- Associate's degrees
- Bachelor's degrees
- Master's degrees
- Doctor's degrees
- Postbaccalaureate and post-master's certificates

Master's degrees

Number of students by gender, by race and ethnicity, and by age earning this award between July 1, 2014 and June 30, 2015. Each student should be counted once per award level. For example, if a student earned a master's degree and a doctor's degree, he/she should be counted once in master's and once in doctor's. A student earning two master's degrees should be counted only once.


- Report Hispanic/Latino individuals of any race as Hispanic/Latino
- Report race for non-Hispanic/Latino individuals only


	Number of Students	Total Awards
By Gender		
Men	<input type="text" value="522"/>	522
Women	<input type="text" value="869"/>	869
TOTAL	1,391	1,391
PY TOTAL	1,353	

By Race/Ethnicity

<u>Nonresident alien</u>	<input type="text" value="72"/>	72
<u>Hispanic/Latino</u>	<input type="text" value="227"/>	227
<u>American Indian or Alaska Native</u>	<input type="text" value="2"/>	2
<u>Asian</u>	<input type="text" value="57"/>	57
<u>Black or African American</u>	<input type="text" value="219"/>	219
<u>Native Hawaiian or Other Pacific Islander</u>	<input type="text" value="1"/>	1

<u>White</u>	<input type="text" value="766"/>	766
Two or more races	<input type="text" value="36"/>	36
<u>Race and ethnicity unknown</u>	<input type="text" value="11"/>	11
TOTAL	1,391	1,391



 **By Age**

Under 18	<input type="text" value="0"/>	
18-24	<input type="text" value="155"/>	
25-39	<input type="text" value="944"/>	
40 and Above	<input type="text" value="292"/>	
Age Unknown	<input type="text" value="0"/>	
TOTAL	1,391	1,391

Completers by Level

Institutions must report the following information. This screen will be shown for each of the following award categories for which completions have been reported:

- Less than 1-year certificates
- At least 1 but less than 4-year certificates
- Associate's degrees
- Bachelor's degrees
- Master's degrees
- Doctor's degrees
- Postbaccalaureate and post-master's certificates

Doctor's degrees

Number of students by gender, by race and ethnicity, and by age earning this award between July 1, 2014 and June 30, 2015. Each student should be counted once per award level. For example, if a student earned a master's degree and a doctor's degree, he/she should be counted once in master's and once in doctor's. A student earning two master's degrees should be counted only once.


- Report Hispanic/Latino individuals of any race as Hispanic/Latino
- Report race for non-Hispanic/Latino individuals only


	Number of Students	Total Awards
By Gender		
Men	<input type="text" value="63"/>	63
Women	<input type="text" value="105"/>	105
TOTAL	168	168
PY TOTAL	128	

By Race/Ethnicity

<u>Nonresident alien</u>	<input type="text" value="22"/>	22
<u>Hispanic/Latino</u>	<input type="text" value="16"/>	16
<u>American Indian or Alaska Native</u>	<input type="text" value="0"/>	0
<u>Asian</u>	<input type="text" value="13"/>	13
<u>Black or African American</u>	<input type="text" value="14"/>	14
<u>Native Hawaiian or Other Pacific Islander</u>	<input type="text" value="0"/>	0

<u>White</u>	<input type="text" value="101"/>	101
Two or more races	<input type="text" value="1"/>	1
<u>Race and ethnicity unknown</u>	<input type="text" value="1"/>	1
TOTAL	168	168



 **By Age**

Under 18	<input type="text" value="0"/>	
18-24	<input type="text" value="0"/>	
25-39	<input type="text" value="104"/>	
40 and Above	<input type="text" value="64"/>	
Age Unknown	<input type="text" value="0"/>	
TOTAL	168	168

Completers by Level

Institutions must report the following information. This screen will be shown for each of the following award categories for which completions have been reported:

- Less than 1-year certificates
- At least 1 but less than 4-year certificates
- Associate's degrees
- Bachelor's degrees
- Master's degrees
- Doctor's degrees
- Postbaccalaureate and post-master's certificates

Postbaccalaureate and post-master's certificates

Number of students by gender, by race and ethnicity, and by age earning this award between July 1, 2014 and June 30, 2015. Each student should be counted once per award level. For example, if a student earned a master's degree and a doctor's degree, he/she should be counted once in master's and once in doctor's. A student earning two master's degrees should be counted only once.


- Report Hispanic/Latino individuals of any race as Hispanic/Latino
- Report race for non-Hispanic/Latino individuals only

	Number of Students	Total Awards
By Gender		
Men	<input type="text" value="1"/>	1
Women	<input type="text" value="15"/>	15
TOTAL	<input type="text" value="16"/>	16
PY TOTAL	35	

By Race/Ethnicity

<u>Nonresident alien</u>	<input type="text" value="0"/>	0
<u>Hispanic/Latino</u>	<input type="text" value="4"/>	4
<u>American Indian or Alaska Native</u>	<input type="text" value="0"/>	0
<u>Asian</u>	<input type="text" value="0"/>	0
<u>Black or African American</u>	<input type="text" value="4"/>	4
<u>Native Hawaiian or Other Pacific Islander</u>		0

	<input type="text" value="0"/>	
<u>White</u>	<input type="text" value="8"/>	8
Two or more races	<input type="text" value="0"/>	0
<u>Race and ethnicity unknown</u>	<input type="text" value="0"/>	0
TOTAL	16	16

 **By Age**

Under 18	<input type="text" value="0"/>	
18-24	<input type="text" value="0"/>	
25-39	<input type="text" value="10"/>	
40 and Above	<input type="text" value="6"/>	
Age Unknown	<input type="text" value="0"/>	
TOTAL	16	16

Summary

IPEDS collects important information regarding your institution. All data reported in IPEDS survey components become available in the IPEDS Data Center and appear as aggregated data in various Department of Education reports. Additionally, some of the reported data appears specifically for your institution through the College Navigator website and is included in your institution's Data Feedback Report (DFR). The purpose of this summary is to provide you an opportunity to view some of the data that, when accepted through the IPEDS quality control process, will appear on the College Navigator website and/or your DFR. College Navigator is updated approximately three months after the data collection period closes and Data Feedback Reports will be available through the [Data Center](#) and sent to your institution's CEO in November 2016.

Please review your data for accuracy. If you have questions about the data displayed below after reviewing the data reported on the survey screens, please contact the IPEDS Help Desk at: 1-877-225-2568 or ipedshelp@rti.org.

Summary of Completions Data

Award Level	Number of Completions	
	1 st major	2 nd major
Associate's degree	360	0
Bachelors degree or equivalent	5,473	196
Master's degree	1,391	1
Post-master's certificate	16	0
Doctor's degree - research/scholarship	104	0
Doctor's degree - professional practice	64	0
Total number of degrees and certificates	7,408	

Summary of Completers Data

	Number of Students		
	Men	Women	Total
All Completers	2,838	4,423	7,261

Completions

Florida Atlantic University (133669)

Source	Description	Severity	Resolved	Options
Global Edits				
Perform Edits	Your institution reported offering award level(s) (1) in the prior year IC Header survey, but you did not report offering any programs at this level here. Please correct your data or explain the discrepancy. (Error #10528)	Explanation	Yes	
Reason: FAU doesn't offer certificates in (2:4). Certification is build into degree not reported separately.				
Perform Edits	Current year completions (27) are outside the expected range when compared to completions reported in the prior year (115) for: Women, 2-digit field (44), award level (7). Please correct your data or explain. (Error #10506)	Explanation	Yes	
Reason: Verified accurate as reported.				
Perform Edits	Current year completions (39) are outside the expected range when compared to completions reported in the prior year (23) for: Men, 2-digit field (51), award level (7). Please correct your data or explain. (Error #10503)	Explanation	Yes	
Reason: Verified accurate as reported.				
Perform Edits	Current year completions (305) are outside the expected range when compared to completions reported in the prior year (177) for: Women, 2-digit field (51), award level (7). Please correct your data or explain. (Error #10506)	Explanation	Yes	
Reason: Verified accurate as reported.				
Screen: Completers- Postbaccalaureate and post-master's certificates				
Screen Entry	The total number of completers (Men + Women) reported for this award level (16) is outside the expected range when compared to the prior year value. Please correct your data or contact the IPEDS Help Desk for assistance. (Error #10584)	Explanation	Yes	
Reason: Verified accurate as reported				