

Report No. 2023-174

March 2023

STATE OF FLORIDA AUDITOR GENERAL

Financial and Federal Single Audit

**STATE OF FLORIDA
COMPLIANCE AND INTERNAL CONTROLS
OVER FINANCIAL REPORTING
AND FEDERAL AWARDS**

For the Fiscal Year Ended
June 30, 2022



Sherrill F. Norman, CPA
Auditor General

The Auditor General conducts audits of governmental entities to provide the Legislature, Florida's citizens, public entity management, and other stakeholders unbiased, timely, and relevant information for use in promoting government accountability and stewardship and improving government operations.

Please address inquiries regarding financial statements findings directly to Josh Barrett, CPA, Audit Manager, by e-mail at joshubarrett@aud.state.fl.us or by telephone at (850) 412-2804.

Please address all other inquiries regarding this report to Samantha Perry, CPA, Audit Manager, by e-mail at samanthaperry@aud.state.fl.us or by telephone at (850) 412-2762.

This report and other reports prepared by the Auditor General are available at:

FLAuditor.gov

Printed copies of our reports may be requested by contacting us at:

State of Florida Auditor General

Claude Pepper Building, Suite G74 · 111 West Madison Street · Tallahassee, FL 32399-1450 · (850) 412-2722

**STATE OF FLORIDA
COMPLIANCE AND INTERNAL CONTROLS OVER
FINANCIAL REPORTING AND FEDERAL AWARDS
TABLE OF CONTENTS**

	<u>Page No.</u>
SUMMARY	i
INDEPENDENT AUDITOR'S REPORT ON INTERNAL CONTROL OVER FINANCIAL REPORTING AND ON COMPLIANCE AND OTHER MATTERS BASED ON AN AUDIT OF FINANCIAL STATEMENTS PERFORMED IN ACCORDANCE WITH <i>GOVERNMENT AUDITING STANDARDS</i>	1
INDEPENDENT AUDITOR'S REPORT ON COMPLIANCE FOR EACH MAJOR FEDERAL PROGRAM AND REPORT ON INTERNAL CONTROL OVER COMPLIANCE REQUIRED BY THE UNIFORM GUIDANCE.....	5
INDEPENDENT AUDITOR'S REPORT ON THE SCHEDULE OF EXPENDITURES OF FEDERAL AWARDS REQUIRED BY THE UNIFORM GUIDANCE.....	13
SCHEDULE OF FINDINGS AND QUESTIONED COSTS	
Summary of Auditor's Results.....	15
Listing of Major Programs	16
Financial Statements Findings	17
Federal Awards Findings and Questioned Costs.....	23
ADDITIONAL MATTERS	119
SCHEDULE OF EXPENDITURES OF FEDERAL AWARDS	135
EXHIBIT AND INDEXES	
Other Reports.....	319
Index of Findings by State Entity.....	321
Index of Federal Findings by Federal Agency and Compliance Requirement.....	323

SUMMARY

SUMMARY OF REPORT ON FINANCIAL STATEMENTS

The State of Florida's basic financial statements as of and for the fiscal year ended June 30, 2022, were presented fairly, in all material respects, in accordance with accounting principles generally accepted in the United States of America. Our report is included in the Florida Annual Comprehensive Financial Report (ACFR) for the fiscal year ended June 30, 2022, issued by the Chief Financial Officer.

SUMMARY OF REPORT ON INTERNAL CONTROL AND COMPLIANCE

We noted and considered the following matters involving internal control over financial reporting and its operation to be significant deficiencies. However, these significant deficiencies are not considered material weaknesses.

- The Florida Agency for Healthcare Administration (FAHCA) did not record for financial statement reporting purposes all fiscal year-end net receivables and related unavailable revenue for the Medicaid Drug Rebate Program. Additionally, the FAHCA incorrectly recorded unavailable revenue as grants and donations. (Finding No. 2022-001)
- The Florida Department of Revenue incorrectly recorded a portion of the fiscal year-end net receivables and related unearned revenue, unavailable revenue, and other revenue for sales and use taxes and fees and did not reverse the prior year unavailable revenue closing balance for sales and use taxes and fees. (Finding No. 2022-002)

We noted the following additional matters that we reported to management but did not consider to be significant deficiencies:

- The Florida Department of Financial Services (FDFS), Statewide Financial Reporting Section (SFRS), incorrectly accounted for amounts associated with the operations of Florida Department of Transportation toll facilities and the Florida Turnpike Enterprise. (Finding No. AM 2022-01)
- The Florida Department of Economic Opportunity (FDEO) incorrectly calculated and recorded the fiscal year-end net receivable for unemployment insurance (UI) overpayments and incorrectly recorded UI overpayments as a reduction in Benefit payments instead of as a revenue in accordance with applicable accounting standards. (Finding No. AM 2022-02)
- The Florida Fish and Wildlife Conservation Commission incorrectly reported monthly lease payment information to the FDFS, SFRS, that was used by the SFRS to calculate and record a lease liability and lease asset. (Finding No. AM 2022-03)
- The FDFS did not prepare and furnish complete financial statements to the Auditor General or prepare and publish the ACFR within statutorily prescribed time periods. (Finding No. AM 2022-04)
- Florida Department of Juvenile Justice procedures for preparing the Schedule of Expenditures of Federal Awards (SEFA) data form were not sufficient to ensure the accuracy of reported amounts. As a result, prior to audit adjustment, amounts reported on the State's SEFA were incorrect. (Finding No. AM 2022-05)
- The FDEO did not properly report amounts for UI on the SEFA and Notes to the SEFA. As a result, prior to audit adjustment, amounts reported on the State's SEFA and Notes to the SEFA were incorrect. (Finding No. AM 2022-06)

- The Florida Department of Education (FDOE) did not properly report amounts for one Federal program on the SEFA. As a result, prior to audit adjustment, amounts reported on the State's SEFA were incorrect. (Finding No. AM 2022-07)
- Florida Department of Legal Affairs procedures for preparing the SEFA data form were not sufficient to ensure the accuracy of reported amounts. As a result, prior to audit adjustment, amounts reported on the State's SEFA were incorrect. (Finding No. AM 2022-08)
- Florida Department of Health procedures for preparing the SEFA data form were not sufficient to ensure the accuracy of reported amounts. As a result, prior to audit adjustment, amounts reported on the State's SEFA were incorrect. (Finding No. AM 2022-09)

SUMMARY OF REPORT ON FEDERAL AWARDS

State agencies, universities, and colleges administered approximately 573 Federal awards programs and program clusters during the 2021-22 fiscal year. Expenditures for the 25 major programs totaled \$45 billion or approximately 77 percent of the total expenditures of \$58.3 billion reported on the SEFA.

Compliance requirements for Federal awards programs are established in the Office of Management and Budget (OMB) *Compliance Supplement*. Types of compliance requirements include: Activities Allowed or Unallowed; Allowable Costs/Cost Principles; Cash Management; Eligibility; Equipment and Real Property Management; Matching, Level of Effort, Earmarking; Period of Performance; Procurement and Suspension and Debarment; Program Income; Reporting; Subrecipient Monitoring; and Special Tests and Provisions.

Compliance

The State of Florida complied, in all material respects, with the compliance requirements applicable to each of its major Federal awards programs, except as described in the following instances:

- For the UI program, we are unable to express, and do not express, an opinion on the FDEO's compliance with the Reporting compliance requirement because the FDEO did not maintain records to support the amounts reported in Federal Performance Reports submitted to the Employment and Training Administration. (Finding No. 2022-019)
- For the English Language Acquisition State Grants (ELAG) program, we are unable to express, and do not express, an opinion on the FDOE's compliance with the Matching, Level of Effort, Earmarking compliance requirement because FDOE records did not evidence that local educational agencies met the maintenance of effort requirement. (Finding No. 2022-029)
- For the Education Stabilization Fund (ESF) program, we are unable to express, and do not express an opinion on the FDOE's compliance with the Activities Allowed or Unallowed, Allowable Costs/Cost Principles, Equipment and Real Property Management, and Reporting compliance requirements because FDOE monitoring activities did not validate the allowability of actual subrecipient ESF program expenditures. (Finding No. 2022-033)
- For the Disaster Grants – Public Assistance (Presidentially Declared Disasters) program, we are unable to express, and do not express an opinion on the Florida Division of Emergency Management's (FDEM's) compliance with the Reporting compliance requirement because the FDEM did not timely or accurately report subaward information required by the Federal Funding Accountability and Transparency Act (FFATA) in the Federal Funding Accountability and Transparency Act Subaward Reporting System. Additionally, the FDEM was unable to provide all FFATA reports requested for audit. (Finding No. 2022-062)

- FDEO records did not clearly evidence that UI benefit payments were made only to eligible claimants, which resulted in an opinion qualification. (Finding No. 2022-018 – UI)
- The FDEO did not always ensure or timely ensure that UI claimants complied with the participation requirements of the Reemployment Services and Eligibility Assessments program, resulting in an opinion qualification. (Finding No. 2022-020 – UI)
- The Florida Department of Children and Families (FDCF) did not always correctly report performance data in Emergency Rental Assistance (ERA) monthly reports and FDCF records did not support financial data included in ERA quarterly reports, resulting in an opinion qualification. (Finding No. 2022-026 – ERA)
- FDOE monitoring activities did not validate the allowability of actual subrecipient ESF program expenditures, resulting in an opinion qualification for the Subrecipient Monitoring compliance requirement. (Finding No. 2022-033 – ESF)
- The FDCF did not always timely review and process Income Eligibility and Verification System data exchange responses, resulting in an opinion qualification. (Finding No. 2022-044 – Temporary Assistance for Needy Families)
- The FDCF did not maintain documentation supporting the total number of recipients of selected Social Services Block Grant (SSBG) services included in the Post-Expenditure Report submitted to the Office of Community Services and incorrectly reported the total number of recipients of Protective Services – Adults, resulting in an opinion qualification. (Finding No. 2022-048 – SSBG)
- The FAHCA did not check all required Federal databases to confirm the identity of providers upon enrollment and reenrollment, resulting in an opinion qualification. (Finding No. 2022-051 – Medicaid Cluster and Children’s Health Insurance Program)
- The FDEM did not evaluate each subrecipient’s risk of noncompliance for the purpose of determining the appropriate subrecipient monitoring and, consequently, the FDEM could not demonstrate that monitoring performed was based on risk, resulting in an opinion qualification. (Finding No. 2022-063 - Disaster Grants – Public Assistance (Presidentially Declared Disasters))

The results of our audit also disclosed other instances of noncompliance pertaining to programs administered by various State agencies and a State university as described in the **SCHEDULE OF FINDINGS AND QUESTIONED COSTS**. Some of the instances of noncompliance resulted in questioned costs subject to disallowance by the grantor agency.

Internal Control Over Compliance

We noted numerous matters at various State agencies involving internal control over compliance and its operation that we consider to be material weaknesses or significant deficiencies. Material weaknesses and significant deficiencies are described in the **SCHEDULE OF FINDINGS AND QUESTIONED COSTS** and pertained to several compliance requirements. The instances described in the previous paragraphs on compliance for the UI program (Finding Nos. 2022-018, 2022-019, and 2022-020), ERA program (Finding No. 2022-026), ELAG program (Finding No. 2022-029), ESF program (Finding No. 2022-033), TANF program (Finding No. 2022-044), SSBG program (Finding No. 2022-048), Medicaid Cluster and Children’s Health Insurance Program (Finding No. 2022-051) and Disaster Grants – Public Assistance (Presidentially Declared Disasters) (Finding Nos. 2022-062 and 2022-063) are deficiencies in internal control over compliance considered to be material weaknesses.

SUMMARY OF REPORT ON SCHEDULE OF EXPENDITURES OF FEDERAL AWARDS

The State's **SCHEDULE OF EXPENDITURES OF FEDERAL AWARDS** (SEFA) is presented for purposes of additional analysis as required by Title 2 U.S. *Code of Federal Regulations* Part 200, *Uniform Administrative Requirements, Cost Principles, and Audit Requirements for Federal Awards* (Uniform Guidance) and is not a required part of the State's basic financial statements. The State's SEFA does not include Federal awards expenditures for the State's blended component units; CareerSource Florida, Inc. and the Florida Commission on Community Service; discretely presented component units of the State's universities and colleges; or discretely presented component units other than the State's universities and colleges. In our opinion, the SEFA is fairly stated, in all material respects, in relation to the basic financial statements as a whole.

AUDIT SCOPE

As a condition of receiving Federal funds, the OMB requires, as described in the Uniform Guidance, an audit of the State's financial statements and major Federal awards programs. Pursuant to Section 11.45, Florida Statutes, we conducted an audit of the basic financial statements of the State of Florida as of and for the fiscal year ended June 30, 2022. We also subjected supplementary information contained in the State's Annual Comprehensive Financial Report and the State's SEFA to auditing procedures applied in our audit of the basic financial statements. Additionally, we audited the State's compliance with governing requirements for the Federal awards programs and program clusters that we identified as major programs for the fiscal year ended June 30, 2022. We also performed procedures to assess the reasonableness of the **SUMMARY SCHEDULE OF PRIOR AUDIT FINDINGS** prepared by the State of Florida.

AUDIT OBJECTIVES


The objectives of our audit were to:

- Obtain reasonable assurance about whether the State's basic financial statements as a whole were free from material misstatement, whether due to fraud or error, and to issue an auditor's report that included our opinions.
- Express an opinion concerning whether the State's SEFA was presented fairly, in all material respects, in relation to the State's basic financial statements as a whole.
- Obtain an understanding of internal control over financial reporting and internal control over compliance for each major Federal awards program or program cluster, assess the control risk, and perform tests of controls, unless the controls were deemed to be ineffective.
- Express opinions concerning whether the State complied, in all material respects, with Federal statutes, regulations, and the terms and conditions of Federal awards that may have a direct and material effect applicable to each of the major Federal awards programs and program clusters.
- Determine whether management had taken appropriate actions to correct deficiencies noted in our previous audit reports.
- Assess the reasonableness of the Summary Schedule of Prior Audit Findings prepared by the State.

AUDIT METHODOLOGY

We conducted our audit in accordance with auditing standards generally accepted in the United States of America, applicable standards contained in *Government Auditing Standards* issued by the Comptroller General of the United States, and the Uniform Guidance.

THIS PAGE INTENTIONALLY LEFT BLANK



Sherrill F. Norman, CPA
Auditor General

AUDITOR GENERAL STATE OF FLORIDA

Claude Denson Pepper Building, Suite G74
111 West Madison Street
Tallahassee, Florida 32399-1450



Phone: (850) 412-2722
Fax: (850) 488-6975

The President of the Senate, the Speaker of the
House of Representatives, and the
Legislative Auditing Committee

INDEPENDENT AUDITOR'S REPORT ON INTERNAL CONTROL OVER FINANCIAL REPORTING AND ON COMPLIANCE AND OTHER MATTERS BASED ON AN AUDIT OF FINANCIAL STATEMENTS PERFORMED IN ACCORDANCE WITH *GOVERNMENT AUDITING STANDARDS*

We have audited, in accordance with auditing standards generally accepted in the United States of America and the standards applicable to financial audits contained in Government Auditing Standards issued by the Comptroller General of the United States, the financial statements of the governmental activities, the business-type activities, the aggregate discretely presented component units, each major fund, and the aggregate remaining fund information of the State of Florida, as of and for the fiscal year ended June 30, 2022, and the related notes to the financial statements, which collectively comprise the State of Florida's basic financial statements, and have issued our report thereon dated March 27, 2023. Our report includes a reference to other auditors who audited the financial statements of the Prepaid College Program Fund, Florida Turnpike System, Hurricane Catastrophe Fund, College Savings Plan and the trust fund maintained by the State Board of Administration to account for the investments of the Public Employee Optional Retirement Program, assets and investment income of the Florida Retirement System Defined Benefit Pension Plan, the Florida Housing Finance Corporation, Citizens Property Insurance Corporation, component units related to the State's universities and colleges, and certain other funds and entities as described in our report on the State of Florida's financial statements. This report does not include the results of the other auditors' testing of internal control over financial reporting or compliance and other matters that are reported on separately by those auditors.

Report on Internal Control over Financial Reporting

In planning and performing our audit of the financial statements, we considered the State's internal control over financial reporting (internal control) to determine the audit procedures that are appropriate in the circumstances for the purpose of expressing our opinions on the financial statements, but not for the purpose of expressing an opinion on the effectiveness of the State's internal control. Accordingly, we do not express an opinion on the effectiveness of the State's internal control.

A *deficiency in internal control* exists when the design or operation of a control does not allow management or employees, in the normal course of performing their assigned functions, to prevent, or detect and correct, misstatements on a timely basis. A *material weakness* is a deficiency, or combination of deficiencies, in internal control such that there is a reasonable possibility that a material misstatement of the State's financial statements will not be prevented, or detected and corrected, on a timely basis. A *significant deficiency* is a deficiency, or a combination of deficiencies, in internal control that is less severe than a material weakness, yet important enough to merit attention by those charged with governance.

Our consideration of internal control was for the limited purpose described in the first paragraph of this section and was not designed to identify all deficiencies in internal control that might be material weaknesses or significant deficiencies and therefore, material weaknesses or significant deficiencies may exist that were not detected. Given these limitations, during our audit we did not identify any deficiencies in internal control that we consider to be material weaknesses. We identified certain deficiencies, as described in the **Financial Statement Findings** section of the accompanying **SCHEDULE OF FINDINGS AND QUESTIONED COSTS** as Finding Nos. 2022-001 and 2022-002, that we consider to be significant deficiencies.

Report on Compliance and Other Matters

As part of obtaining reasonable assurance about whether the State's financial statements are free from material misstatement, we performed tests of its compliance with certain provisions of laws, administrative rules, regulations, contracts, and grant agreements, noncompliance with which could have a direct and material effect on the financial statements. However, providing an opinion on compliance with those provisions was not an objective of our audit, and accordingly, we do not express such an opinion. The results of our tests disclosed an instance of noncompliance with State law that is required to be reported under *Government Auditing Standards* and which is described as Finding No. AM 2022-04 in the **ADDITIONAL MATTERS** section, as listed in the table of contents.

Additional Matters

We noted nine additional matters that were reported to management as Finding Nos. AM 2022-01, AM 2022-02, AM 2022-03, AM 2022-04, AM 2022-05, AM 2022-06, AM 2022-07, AM 2022-08, and AM 2022-09 in the **ADDITIONAL MATTERS** section as listed in the table of contents.

Management Responses to Findings

Government Auditing Standards requires the auditor to perform limited procedures on the State's response to the findings identified in our audit and described in the accompanying **SCHEDULE OF FINDINGS AND QUESTIONED COSTS** as Finding Nos. 2022-001 and 2022-002, and as described in the **ADDITIONAL MATTERS** section as listed in the table of contents. The State's responses were not subjected to the auditing procedures applied in the audit of the financial statements and, accordingly, we express no opinion on the responses.

Purpose of this Report

The purpose of this report is solely to describe the scope of our testing of internal control and compliance and the results of that testing, and not to provide an opinion on the effectiveness of the State of Florida's internal control or on compliance. This report is an integral part of an audit performed in accordance with


Government Auditing Standards in considering the State's internal control and compliance. Accordingly, this communication is not suitable for any other purpose.

Respectfully submitted,



Sherrill F. Norman, CPA
Tallahassee, Florida
March 27, 2023

THIS PAGE INTENTIONALLY LEFT BLANK



Sherrill F. Norman, CPA
Auditor General

AUDITOR GENERAL STATE OF FLORIDA

Claude Denson Pepper Building, Suite G74
111 West Madison Street
Tallahassee, Florida 32399-1450



Phone: (850) 412-2722
Fax: (850) 488-6975

The President of the Senate, the Speaker of the
House of Representatives, and the
Legislative Auditing Committee

INDEPENDENT AUDITOR’S REPORT ON COMPLIANCE FOR EACH MAJOR FEDERAL PROGRAM AND REPORT ON INTERNAL CONTROL OVER COMPLIANCE REQUIRED BY THE UNIFORM GUIDANCE

Report on Compliance for Each Major Federal Program

Qualified, Unmodified, and Disclaimer of Opinions

We have audited the State of Florida’s compliance with the types of compliance requirements identified as subject to audit in the OMB *Compliance Supplement* that could have a direct and material effect on the State of Florida’s major Federal programs for the fiscal year ended June 30, 2022. The State of Florida’s major Federal programs are identified in **SECTION 1 – SUMMARY OF AUDITOR’S RESULTS** of the accompanying **SCHEDULE OF FINDINGS AND QUESTIONED COSTS**.

Summary of Opinions

Major Federal Program	Type of Opinion
Wildfires and Hurricanes Indemnity Program Plus	Unmodified
Supplemental Nutrition Assistance Program Cluster	Unmodified
Child Nutrition Cluster	Unmodified
Crime Victim Assistance	Unmodified
Unemployment Insurance	Disclaimer and Qualified
Emergency Rental Assistance Program	Qualified
Coronavirus State and Local Fiscal Recovery Funds	Unmodified
Adult Education - Basic Grants to States	Unmodified
Charter Schools	Unmodified
Twenty-First Century Community Learning Centers	Unmodified
English Language Acquisition State Grants	Disclaimer
Education Stabilization Fund	Disclaimer and Qualified
Immunization Cooperative Agreements	Unmodified
Child Care and Development Fund Cluster	Unmodified
Temporary Assistance for Needy Families	Qualified

Major Federal Program	Type of Opinion
Refugee and Entrant Assistance State/Replacement Designee Administered Programs	Unmodified
Low-Income Home Energy Assistance	Unmodified
Social Services Block Grant	Qualified
Children's Health Insurance Program	Qualified
Medicaid Cluster	Qualified
HIV Care Formula Grants	Unmodified
Block Grants for Community Mental Health Services	Unmodified
Disability Insurance/Supplemental Security Income Cluster	Unmodified
Disaster Grants - Public Assistance (Presidentially Declared Disasters)	Disclaimer and Qualified
Hazard Mitigation Grant	Unmodified

Disclaimer of Opinions on Unemployment Insurance, English Language Acquisition State Grants, Education Stabilization Fund, and Disaster Grants – Public Assistance (Presidentially Declared Disasters) Programs

We do not express an opinion on the State of Florida's compliance with the types of compliance requirements identified as subject to audit in the OMB *Compliance Supplement* that could have a direct and material effect on the Unemployment Insurance, English Language Acquisition State Grants, Education Stabilization Fund, and Disaster Grants – Public Assistance (Presidentially Declared Disasters) programs. Because of the significance of the matters described in the ***Basis for Disclaimer of Opinions*** section of our report, we have not been able to obtain sufficient appropriate audit evidence to provide a basis for an audit opinion on compliance with the types of compliance requirements described in the OMB *Compliance Supplement* that could have a direct and material effect on the Unemployment Insurance, English Language Acquisition State Grants, Education Stabilization Fund, and Disaster Grants – Public Assistance (Presidentially Declared Disasters) programs.

Qualified Opinions on Unemployment Insurance, Emergency Rental Assistance, Education Stabilization Fund, Temporary Assistance for Needy Families, Social Services Block Grant, Children's Health Insurance Program, Medicaid Cluster, and Disaster Grants – Public Assistance (Presidentially Declared Disasters) Programs

In our opinion, except for the noncompliance described in the ***Basis for Qualified and Unmodified Opinions*** section of our report, the State of Florida complied, in all material respects, with the compliance requirements referred to above that could have a direct and material effect on the Unemployment Insurance, Emergency Rental Assistance, Education Stabilization Fund, Temporary Assistance for Needy Families, Social Services Block Grant, Children's Health Insurance Program, Medicaid Cluster, and Disaster Grants – Public Assistance (Presidentially Declared Disasters) programs for the fiscal year ended June 30, 2022.

Unmodified Opinions on Each of the Other Major Federal Programs

In our opinion, the State of Florida complied, in all material respects, with the compliance requirements referred to above that could have a direct and material effect on each of its other major Federal programs, as identified in **SECTION 1 – SUMMARY OF AUDITOR’S RESULTS** of the accompanying **SCHEDULE OF FINDINGS AND QUESTIONED COSTS** for the fiscal year ended June 30, 2022.

Basis for Disclaimer of Opinions on the Unemployment Insurance, English Language Acquisition State Grants, Education Stabilization Fund, and Disaster Grants – Public Assistance (Presidentially Declared Disasters) Programs

As described in the accompanying **SCHEDULE OF FINDINGS AND QUESTIONED COSTS**, we were unable to obtain audit evidence supporting the State of Florida’s compliance with the compliance requirements identified for the Federal programs listed below:

Finding Number	Assistance Listing Number	Major Federal Program	Compliance Requirement
2022-019	17.225	Unemployment Insurance	Reporting
2022-029	84.365	English Language Acquisition State Grants	Matching, Level of Effort, Earmarking
2022-033	84.425 C and D	Education Stabilization Fund	Activities Allowed or Unallowed, Allowable Costs/Cost Principles, Equipment and Real Property Management, and Reporting
2022-062	97.036	Disaster Grants – Public Assistance (Presidentially Declared Disasters)	Reporting

As a result of these matters, we were unable to determine whether the State of Florida complied with the requirements applicable to the Unemployment Insurance, English Language Acquisition State Grants, Education Stabilization Fund, and Disaster Grants – Public Assistance (Presidentially Declared Disasters) programs.

Basis for Qualified and Unmodified Opinions

We conducted our audit of compliance in accordance with auditing standards generally accepted in the United States of America (GAAS); the standards applicable to financial audits contained in *Government Auditing Standards* issued by the Comptroller General of the United States (*Government Auditing Standards*); and the audit requirements of Title 2 U.S. *Code of Federal Regulations* Part 200, *Uniform Administrative Requirements, Cost Principles, and Audit Requirements for Federal Awards* (Uniform Guidance). Our responsibilities under those standards and the Uniform Guidance are further described in the ***Auditor’s Responsibilities for the Audit of Compliance*** section of our report.

We are required to be independent of the State of Florida and to meet our other ethical responsibilities, in accordance with relevant ethical requirements relating to our audit. We believe that the audit evidence we have obtained is sufficient and appropriate to provide a basis for our qualified and unmodified opinions on compliance for each major Federal program. Our audit does not provide a legal determination of the State of Florida’s compliance with the compliance requirements referred to above.

Matters Giving Rise to Qualified Opinions on Unemployment Insurance, Emergency Rental Assistance, Education Stabilization Fund, Temporary Assistance for Needy Families, Social Services Block Grant, Children’s Health Insurance Program, Medicaid Cluster, and Disaster Grants – Public Assistance (Presidentially Declared Disasters) Programs

As described in the accompanying **SCHEDULE OF FINDINGS AND QUESTIONED COSTS**, the State of Florida did not comply with requirements regarding the following:

Finding Number	Assistance Listing Number	Major Federal Program	Compliance Requirement
2022-018	17.225	Unemployment Insurance	Eligibility
2022-020	17.225	Unemployment Insurance	Special Tests and Provisions – Unemployment Insurance Reemployment Programs: Worker Profiling and Reemployment Services and Reemployment Services and Eligibility Assessments
2022-026	21.023	Emergency Rental Assistance	Reporting
2022-033	84.425 C and D	Education Stabilization Fund	Subrecipient Monitoring
2022-044	93.558	Temporary Assistance for Needy Families	Special Tests and Provisions – Income Eligibility and Verification System
2022-048	93.667	Social Services Block Grant	Reporting
2022-051	93.767	Children’s Health Insurance Program	Special Tests and Provisions – Provider Eligibility (Screening and Enrollment)
2022-051	93.775, 93.777, and 93.778	Medicaid Cluster	Special Tests and Provisions – Provider Eligibility (Screening and Enrollment)
2022-063	97.036	Disaster Grants – Public Assistance (Presidentially Declared Disasters)	Subrecipient Monitoring

Compliance with such requirements is necessary, in our opinion, for the State of Florida to comply with the requirements applicable to the respective programs.

Other Matter – Federal Expenditures Not Included in the Compliance Audit

The State of Florida’s basic financial statements include the operations of component units which expended Federal awards during the fiscal year ended June 30, 2022, that are not included in the State’s **SCHEDULE OF EXPENDITURES OF FEDERAL AWARDS**. Our compliance audit of the State of Florida’s major Federal programs did not include the operations of the State’s blended component units, CareerSource Florida, Inc., or the Florida Commission on Community Service; discretely presented component units of the State’s universities and colleges; or discretely presented component units other than the State’s universities and colleges. As applicable, Federal awards administered by these component units are the subject of audits completed by other auditors. Our audit also did not include the operations of the Legislature.

Responsibilities of Management for Compliance

Management is responsible for compliance with the requirements referred to above and for the design, implementation, and maintenance of effective internal control over compliance with the requirements of laws, statutes, regulations, rules, and provisions of contracts or grant agreements applicable to State of Florida Federal programs.

Auditor's Responsibilities for the Audit of Compliance

Auditor's Responsibilities for the Audit of Compliance for the Unemployment Insurance, English Language Acquisition State Grants, Education Stabilization Fund, and Disaster Grants – Public Assistance (Presidentially Declared Disasters) Programs

Our responsibility is to conduct an audit of compliance in accordance with GAAS, *Government Auditing Standards*, and the Uniform Guidance and to issue an auditor's report. However, because of the matters described in the ***Basis for Disclaimer of Opinions on the Unemployment Insurance, English Language Acquisition State Grants, Education Stabilization Fund, and Disaster Grants – Public Assistance (Presidentially Declared Disasters) Programs*** section of our report, we were not able to obtain sufficient appropriate audit evidence to provide a basis for an audit opinion on compliance.

We are required to be independent of the State of Florida and to meet our other ethical responsibilities, in accordance with the relevant ethical requirements relating to our audit.

Auditors Responsibilities for the Audit of Compliance for Major Federal Programs

Our objectives are to obtain reasonable assurance about whether material noncompliance with the compliance requirements referred to above occurred, whether due to fraud or error, and express an opinion on the State of Florida's compliance based on our audit. Reasonable assurance is a high level of assurance but is not absolute assurance and therefore is not a guarantee that an audit conducted in accordance with GAAS, *Government Auditing Standards*, and the Uniform Guidance will always detect material noncompliance when it exists. The risk of not detecting material noncompliance resulting from fraud is higher than for that resulting from error, as fraud may involve collusion, forgery, intentional omissions, misrepresentations, or the override of internal control. Noncompliance with the compliance requirements referred to above is considered material, if there is a substantial likelihood that, individually or in the aggregate, it would influence the judgment made by a reasonable user of the report on compliance about the State of Florida's compliance with the requirements of each major Federal program as a whole.

In performing an audit in accordance with GAAS, *Government Auditing Standards*, and the Uniform Guidance, we:

- Exercise professional judgment and maintain professional skepticism throughout the audit.
- Identify and assess the risks of material noncompliance, whether due to fraud or error, and design and perform audit procedures responsive to those risks. Such procedures include examining, on a test basis, evidence regarding the State of Florida's compliance with the compliance requirements referred to above and performing such other procedures as we considered necessary in the circumstances.
- Obtain an understanding of the State of Florida's internal control over compliance relevant to the audit in order to design audit procedures that are appropriate in the circumstances and to test and

report on internal control over compliance in accordance with the Uniform Guidance, but not for the purpose of expressing an opinion on the effectiveness of the State of Florida’s internal control over compliance. Accordingly, no such opinion is expressed.

We are required to communicate with those charged with governance regarding, among other matters, the planned scope and timing of the audit and any significant deficiencies and material weaknesses in internal control over compliance that we identified during the audit.

Other Matters

The results of our auditing procedures disclosed other instances of noncompliance which are required to be reported in accordance with the Uniform Guidance and which are described in the accompanying **SCHEDULE OF FINDINGS AND QUESTIONED COSTS** with the following Finding numbers:

Finding Nos. 2022-:			
007	028	031	032
039	040	043	045
047	049	053	054
055	056	057	058
061	064		

Our opinion on each major Federal program is not modified with respect to these matters.

Government Auditing Standards require the auditor to perform limited procedures on the State of Florida’s response to the noncompliance findings identified in our compliance audit described in the accompanying **SCHEDULE OF FINDINGS AND QUESTIONED COSTS**. The State of Florida’s responses were not subjected to the other auditing procedures applied in the audit of compliance and, accordingly, we express no opinion on the responses. Additionally, the State of Florida is responsible for preparing a corrective action plan to address each audit finding included in our auditor’s report. The State of Florida’s corrective action plan was not subjected to the auditing procedures applied in the audit of compliance and, accordingly, we express no opinion on it.

Report on Internal Control Over Compliance

Our consideration of internal control over compliance was for the limited purpose described in the **Auditor’s Responsibilities for the Audit of Compliance** section above and was not designed to identify all deficiencies in internal control over compliance that might be material weaknesses or significant deficiencies in internal control over compliance and therefore, material weaknesses or significant deficiencies may exist that were not identified. However, as discussed below, we did identify certain deficiencies in internal control over compliance that we consider to be material weaknesses and significant deficiencies.

A deficiency in internal control over compliance exists when the design or operation of control over compliance does not allow management or employees, in the normal course of performing their assigned functions, to prevent, or detect and correct, noncompliance with a type of compliance requirement of a Federal program on a timely basis. *A material weakness in internal control over compliance* is a deficiency, or a combination of deficiencies, in internal control over compliance, such that there is a reasonable possibility that material noncompliance with a type of compliance requirement of a Federal

program will not be prevented, or detected and corrected, on a timely basis. We consider the following deficiencies in internal control over compliance described in the accompany **SCHEDULE OF FINDINGS AND QUESTIONED COSTS** to be material weaknesses.

Finding Nos. 2022-:

018	019	020	026
029	033	044	048
051	062	063	

A *significant deficiency in internal control over compliance* is a deficiency, or a combination of deficiencies, in internal control over compliance with a type of compliance requirement of a Federal program that is less severe than a material weakness in internal control over compliance, yet important enough to merit attention by those charged with governance. We consider the following deficiencies in internal control over compliance described in the accompanying **SCHEDULE OF FINDINGS AND QUESTIONED COSTS** to be significant deficiencies.

Finding Nos. 2022-:

006	007	008	009
010	011	012	013
014	015	016	017
021	022	023	027
028	030	031	034
035	036	037	038
040	041	042	043
046	047	049	053
055	056	058	059
061	064		

Our audit of major Federal programs was not designed for the purpose of expressing an opinion on the effectiveness of internal control over compliance. Accordingly, no such opinion is expressed.


Government Auditing Standards requires the auditor to perform limited procedures on the State of Florida's responses to the internal control over compliance findings identified in our compliance audit described in the accompanying **SCHEDULE OF FINDINGS AND QUESTIONED COSTS**. The State of Florida's responses were not subjected to the other auditing procedures applied in the audit of compliance and, accordingly, we express no opinion on the responses. Additionally, the State of Florida is responsible for preparing a corrective action plan to address each audit finding included in our auditor's report. The State of Florida's corrective action plan was not subjected to the auditing procedures applied in the audit of compliance and, accordingly, we express no opinion on it.

The purpose of this report on internal control over compliance is solely to describe the scope of our testing of internal control over compliance and the results of that testing based on the requirements of the Uniform Guidance. Accordingly, this report is not suitable for any other purpose.

Respectfully submitted,



Sherrill F. Norman, CPA
Tallahassee, Florida
March 28, 2023



Sherrill F. Norman, CPA
Auditor General

AUDITOR GENERAL STATE OF FLORIDA

Claude Denson Pepper Building, Suite G74
111 West Madison Street
Tallahassee, Florida 32399-1450



Phone: (850) 412-2722
Fax: (850) 488-6975

The President of the Senate, the Speaker of the
House of Representatives, and the
Legislative Auditing Committee

INDEPENDENT AUDITOR'S REPORT ON THE SCHEDULE OF EXPENDITURES OF FEDERAL AWARDS REQUIRED BY THE UNIFORM GUIDANCE

We have audited the financial statements of the governmental activities, the business-type activities, the aggregate discretely presented component units, each major fund, and the aggregate remaining fund information of the State of Florida as of and for the year ended June 30, 2022, and the related notes to the financial statements, which collectively comprise the State of Florida's basic financial statements. We issued our Independent Auditor's Report thereon dated March 27, 2023, which contained unmodified opinions on those financial statements. Our audit was conducted for the purpose of forming opinions on the financial statements that collectively comprise the State of Florida's basic financial statements.

The accompanying **SCHEDULE OF EXPENDITURES OF FEDERAL AWARDS** is presented for purposes of additional analysis as required by Title 2 U.S. *Code of Federal Regulations* Part 200, *Uniform Administrative Requirements, Cost Principles, and Audit Requirements for Federal Awards* (Uniform Guidance) and is not a required part of the basic financial statements. Such information is the responsibility of management and was derived from and relates directly to the underlying accounting and other records used to prepare the basic financial statements. The information has been subjected to the auditing procedures applied in the audit of the basic financial statements and certain additional procedures, including comparing and reconciling such information directly to the underlying accounting and other records used to prepare the basic financial statements or to the basic financial statements themselves, and other additional procedures in accordance with auditing standards generally accepted in the United States of America. In our opinion, the **SCHEDULE OF EXPENDITURES OF FEDERAL AWARDS** is fairly stated, in all material respects, in relation to the basic financial statements as a whole.

Respectfully submitted,

A handwritten signature in blue ink that reads "Sherrill F. Norman".

Sherrill F. Norman, CPA
March 27, 2023

THIS PAGE INTENTIONALLY LEFT BLANK

SCHEDULE OF FINDINGS AND QUESTIONED COSTS

SECTION I - SUMMARY OF AUDITOR'S RESULTS

Financial Statements

Type of auditor's report issued on whether the financial statements audited were prepared in accordance with GAAP:	Unmodified
Internal control over financial reporting:	
Material weaknesses identified?	No
Significant deficiencies identified?	Yes
Noncompliance material to financial statements noted?	Yes

Federal Awards

Internal control over major Federal programs:	
Material weaknesses identified?	Yes
Significant deficiencies identified?	Yes
Type of auditor's report issued on compliance for major Federal programs:	
Unmodified for all major programs, except for the following programs:	
Unemployment Insurance (17.225)	Disclaimer and Qualified
Emergency Rental Assistance (21.023)	Qualified
English Language Acquisition State Grants (84.365)	Disclaimer
Education Stabilization Fund (84.425)	Disclaimer and Qualified
Temporary Assistance for Needy Families (93.558)	Qualified
Social Services Block Grant (93.667)	Qualified
Children's Health Insurance Program (93.767)	Qualified
Medicaid Cluster (93.775, 93.767, and 93.778)	Qualified
Disaster Grants – Public Assistance (Presidentially Declared Disasters) (97.036)	Disclaimer and Qualified
Any audit findings disclosed that are required to be reported in accordance with 2 CFR 200.516(a)?	Yes
Dollar threshold used to distinguish between Type A and Type B programs:	\$87,520,873
Auditee qualified as low-risk auditee?	No

**LISTING OF MAJOR PROGRAMS
FISCAL YEAR ENDED JUNE 30, 2022**

Name of Federal Program or Cluster (1)	Assistance Listing Number(s)	Total Expenditures
Wildfires and Hurricanes Indemnity Program Plus	10.129	\$ 101,517,683
Supplemental Nutrition Assistance Program Cluster (2)	10.551, 10.561	5,803,847,338
	10.553, 10.555, 10.556,	
Child Nutrition Cluster	10.559, 10.582	1,852,326,318
Crime Victim Assistance	16.575	113,799,827
Unemployment Insurance (2)	17.225	1,699,206,837
Emergency Rental Assistance Program (2)	21.023	1,326,468,097
Coronavirus State and Local Fiscal Recovery Funds (2)	21.027	373,833,912
Adult Education - Basic Grants to States	84.002	39,597,788
Charter Schools	84.282	17,013,764
Twenty-First Century Community Learning Centers	84.287	73,179,656
English Language Acquisition State Grants	84.365	50,361,652
Education Stabilization Fund (2)	84.425	4,633,029,841
Immunization Cooperative Agreements (2)	93.268	456,548,724
Child Care and Development Fund Cluster (2)	93.489, 93.575, 93.596	1,250,686,478
Temporary Assistance for Needy Families (2)	93.558	381,042,888
Refugee and Entrant Assistance State/Replacement Designee Administered Programs	93.566	110,554,919
Low-Income Home Energy Assistance (2)	93.568	142,700,556
Social Services Block Grant	93.667	158,364,321
Children's Health Insurance Program (2)	93.767	276,428,526
Medicaid Cluster (2)	93.775, 93.777, 93.778	23,921,207,621
HIV Care Formula Grants	93.917	110,404,012
Block Grants for Community Mental Health Services (2)	93.958	110,228,204
Disability Insurance/Supplemental Security Income Cluster	96.001, 96.006	121,696,736
Disaster Grants - Public Assistance (Presidentially Declared Disasters) (2)	97.036	1,892,020,269
Hazard Mitigation Grant	97.039	37,396,500
Total		<u>\$45,053,462,467</u>

Notes: (1) The Schedule of Expenditures of Federal Awards identifies the programs included within the respective clusters.

(2) This program included COVID-19 awards expended during the 2021-22 fiscal year.

SECTION II - FINANCIAL STATEMENTS FINDINGS

Our audit of the State of Florida's basic financial statements for the fiscal year ended June 30, 2022, disclosed certain matters that we communicated in the **INDEPENDENT AUDITOR'S REPORT ON INTERNAL CONTROL OVER FINANCIAL REPORTING AND ON COMPLIANCE AND OTHER MATTERS BASED ON AN AUDIT OF FINANCIAL STATEMENTS PERFORMED IN ACCORDANCE WITH GOVERNMENT AUDITING STANDARDS**. These findings are categorized in accordance with auditing standards generally accepted in the United States of America and the standards applicable to financial audits contained in *Government Auditing Standards* issued by the Comptroller General of the United States. Those standards require that findings be categorized in a manner that discloses their significance. The categorizations established and defined by the standards are as follows:

- A *deficiency in internal control* exists when the design or operation of a control does not allow management or employees, in the normal course of performing their assigned functions, to prevent, or detect and correct, misstatements on a timely basis. A *material weakness* is a deficiency, or combination of deficiencies, in internal control such that there is a reasonable possibility that a material misstatement of the State's financial statements will not be prevented, or detected and corrected on a timely basis.
- A *significant deficiency* is a deficiency, or a combination of deficiencies, in internal control that is less severe than a material weakness, yet important enough to merit attention by those charged with governance.

SIGNIFICANT DEFICIENCY

UNAVAILABLE REVENUE

Finding Number	2022-001
Opinion Unit	Health and Family Services Fund
Financial Statements Account Titles	Receivables, net; Unavailable revenue; Grants and donations
SW Fund Number	202400
State Entity	Florida Agency for Healthcare Administration (FAHCA)
OLO-GF-SF-FID	680000-20-2-474001, 680000-20-2-339094
GL Codes	15100, 47300, 61400
Adjustment Amounts	\$595,873,726; \$1,206,697,308; \$610,823,582
Statistically Valid Sample	N/A

Finding The FAHCA did not record for financial statement reporting purposes all fiscal year-end net receivables and related unavailable revenue for the Medicaid Drug Rebate Program (MDRP). Additionally, the FAHCA incorrectly recorded unavailable revenue as grants and donations.

Criteria Governmental Accounting Standards Board Codification Section N50.118 specifies that recipients should recognize receivables (or a decrease in liabilities) and revenues (net of estimated uncollectible amounts) when all applicable eligibility requirements, including time requirements, are met. Resources received or recognized as a receivable before time requirements are met, but after all other eligibility requirements have been met, should be reported as a deferred inflow of resources by the recipient.

The Florida Department of Financial Services, Statewide Financial Reporting Section (SFRS) *Statewide Financial Statements Guidance* (Guidance) specifies that deferred inflows exist when you have a receivable and are unable to recognize revenue in a governmental fund because of time restraints in the collection process. If collection of a receivable does not occur within 60 days of fiscal year-end, the Guidance provides that *Deferred Inflows – Unavailable revenue* should be recorded.

Condition The FAHCA administers the State’s MDRP and, as such, is responsible for submitting to the Centers for Medicare and Medicaid Services quarterly requests for Federal reimbursement to help offset Medicaid patient drug costs. Our audit found that, while for the MDRP quarter ended June 30, 2022, the FAHCA recorded to its financial records a receivable and related unavailable revenue each totaling \$595,873,726, the FAHCA did not submit a post-closing adjustment to the SFRS to record the receivable and related unavailable revenue for financial statement reporting purposes. Subsequent to our audit inquiry, on January 9, 2023, the FAHCA submitted an adjustment to correct the State’s financial records.

Additionally, our review of FAHCA financial records disclosed that the FAHCA incorrectly recorded receivables totaling \$610,823,582 and not collected within 60 days of fiscal year-end to grants and donations instead of unavailable revenue.

Cause According to FAHCA management, the adjustment to correctly record receivable and unavailable revenue amounts for State financial statement reporting purposes was prepared on October 21, 2022; however, it was inadvertently not submitted to the SFRS. Additionally, FAHCA management indicated that because of staffing shortages, increased workload, and the implementation of new FAHCA and SFRS requirements, the need to reclassify the revenues not collected within 60 days of fiscal year-end from grants and donations to unavailable revenue was overlooked.

Effect	Prior to adjustment, Receivables, net was understated by \$595,873,726, Unavailable revenue was understated by \$1,206,697,308, and Grants and donations was overstated by \$610,823,582.
Recommendation	We recommend that FAHCA management enhance year-end financial reporting controls to ensure that all required accounting entries for MDRP receivables and related unavailable revenue are correctly recorded to the State's financial statements.
State Entity Response	FAHCA concurs with the recommendation. The Policy & Systems Section within the Bureau of Financial Services will involve Revenue Management staff in the financial statement reporting process, will fill vacant positions, and will update its current procedures to include a detailed checklist for financial statement purposes.

SIGNIFICANT DEFICIENCY

NET RECEIVABLES

Finding Number	2022-002
Opinion Unit	General Fund
Financial Statements Account Titles	Receivables, net; Unearned revenues; Unavailable revenue; Other revenue
SW Fund Number	100000
State Entity	Florida Department of Revenue (FDOR)
OLO-GF-SF-FID	730000-74-1-000405
GL Codes	15200, 38800, 47300, 61800
Adjustment Amounts	\$2,232,353,247; \$1,994,481,849; \$167,380,207; \$70,491,191
Statistically Valid Sample	N/A
Prior Year Finding	Report No. 2022-189, Finding No. 2021-005

Finding The FDOR incorrectly recorded a portion of the fiscal year-end net receivables and related unearned revenue, unavailable revenue, and other revenue for sales and use taxes and fees and did not reverse the prior year unavailable revenue closing balance for sales and use taxes and fees.

Criteria Governmental Accounting Standards Board Codification Section N50.113 specifies that governments should recognize assets from derived tax revenue transactions in the period when the exchange transaction on which the tax is imposed occurs or when the resources are received, whichever occurs first. Revenues should be recognized, net of estimated refunds and estimated uncollectible amounts, in the same period that the assets are recognized, provided that the underlying exchange transaction has occurred.

The Florida Department of Financial Services, Statewide Financial Reporting Section *Statewide Financial Statements Guidance* required that taxes collected on behalf of the State or payable to the State on or before June 30, and received by July 31, be recorded as taxes receivable and tax revenue, net of estimated refunds, while taxes estimated to be collected after July 31 be recorded as unavailable revenue.

FDOR Year-End Closing and Financial Statement Preparation Procedures provided instructions for FDOR staff to utilize when completing the *FDOR Financial Reporting Checklist*.

Condition The FDOR uses category code 000305 within the State's financial reporting system to identify sales and use taxes receivables. Additionally, at fiscal year end, FDOR is to prepare and record reversing entries to remove prior year unavailable revenue totals and to record the current year totals.

Our audit found that on August 9, 2022, the FDOR incorrectly recorded sales and use tax receivables totaling \$2,080,792,677 to category code 000000 and related amounts to unearned revenue, unavailable revenue, and other revenue accounts. On August 22, 2022, the FDOR appropriately recorded sales and use tax receivables to category code 000305. However, as of January 6, 2023, the FDOR had not reversed the original incorrect entry. Additionally, as noted in the prior fiscal year, in preparing financial statement adjustments for the 2021-22 fiscal year, the FDOR did not reverse the prior year unavailable revenue closing balance for sales and use taxes receivable.

Cause According to FDOR management, inexperienced personnel contributed to the year-end reporting errors and an inadvertent oversight led to the reversing entry not being recorded.

Effect	Prior to audit adjustment, Receivables, net was overstated by \$2,232,353,247, Unearned revenues were overstated by \$1,994,481,849, Unavailable revenue was overstated by \$167,380,207, and Other revenue was overstated by \$70,491,191.
Recommendation	We recommend that FDOR management enhance year-end financial reporting controls to ensure that all required accounting entries for sales and use taxes and fees are correctly recorded and all necessary adjustments are prepared and recorded to the State's financial statements.
State Entity Response	FDOR agrees with this finding. We have formulated and implemented a corrective action plan (CAP) that addresses the above recommendation.

THIS PAGE INTENTIONALLY LEFT BLANK

Section III - Federal Awards Findings and Questioned Costs

Our audit findings with regard to compliance and internal controls over compliance with the requirements of major Federal awards programs are disclosed on the following pages. Where applicable and determinable, we have disclosed actual questioned costs where known or likely questioned costs exceeded \$25,000. To identify the nature and significance of each finding, we have identified each finding with one or more of the following designations:

- **Disclaimer of Opinion.** A finding that presents conditions where the auditor is unable to express an opinion on a compliance requirement for a major Federal program. A disclaimer would be appropriate when the auditor is not able to perform procedures sufficient to enable the auditor to form an opinion on compliance. This would include findings of inadequate records that resulted in restrictions being placed on the scope of the audit.
- **Opinion Qualification.** A finding presenting a condition that affects the auditor's ability to give an unqualified opinion on compliance. This would include findings of noncompliance with Federal statutes, regulations, or the terms and conditions of Federal awards related to a major Federal program, the effects of which are material to the major Federal program as a whole.
- **Noncompliance.** A finding presenting noncompliance with Federal statutes, regulations, or the terms and conditions of Federal awards related to a major Federal program caused by error or fraud, the effects of which are material in relation to a type of compliance requirement identified in the OMB *Compliance Supplement*.
- **Material Weakness.** A *material weakness in internal control over compliance* is a deficiency, or combination of deficiencies, in internal control over compliance, such that there is a reasonable possibility that material noncompliance with a type of compliance requirement of a Federal program will not be prevented, or detected and corrected, on a timely basis. A material weakness is considered in relation to a type of compliance requirement identified in the OMB *Compliance Supplement*.
- **Significant Deficiency.** A *significant deficiency in internal control over compliance* is a deficiency, or combination of deficiencies, in internal control over compliance with a type of compliance requirement of a Federal program that is less severe than a material weakness in internal control over compliance, yet important enough to merit attention by those charged with governance. A *deficiency in internal control over compliance* exists when the design or operation of a control over compliance does not allow management or employees, in the normal course of performing their assigned functions, to prevent, or detect and correct, noncompliance with a type of compliance requirement of a Federal program on a timely basis. A significant deficiency is considered in relation to a type of compliance requirement identified in the OMB *Compliance Supplement*.
- **Questioned Costs.** Costs that are questioned by the auditor because of an audit finding that reported: (a) a violation or possible violation of a statute, regulation, or the terms and conditions of a Federal award, including funds used to match Federal funds; (b) costs, at the time of the audit, which were not supported by adequate documentation; or, (c) costs incurred that appeared unreasonable and did not reflect the actions a prudent person would take in the circumstances.

As part of the audit process, our findings were provided to the applicable entities for management's response. The responses were prepared by entity management and are included within the audit findings as well as Management's Corrective Action Plan.

We have presented our findings, generally, by Federal grantor agency and in the order of the Assistance Listing Number assigned to each applicable Federal award program. Findings that pertain to multiple programs are generally presented as the first findings within the Federal grantor agency section. In some instances, a finding may pertain to programs provided by more than one Federal grantor agency. In such instances, the finding is presented within the section for the Federal grantor agency that provided the most funding for the applicable agency. An **Index of Federal Findings by Federal Agency and Compliance Requirement** is included to assist Federal grantor agencies in identifying applicable findings.

Finding Numbers 2022-003 through 2022-005 Not Used.

U.S. DEPARTMENT OF AGRICULTURE

Finding Number	2022-006
Assistance Listing Number	10.553, 10.555, 10.556, 10.559, and 10.582
Program Title	Child Nutrition Cluster
Compliance Requirement	Activities Allowed or Unallowed, Allowable Costs/Cost Principles, Eligibility, and Reporting
State Entity	Florida Department of Agriculture and Consumer Services (FDACS)
Federal Grant/Contract Number and Grant Year	5FL300915 2021 and 2022
Statistically Valid Sample	N/A
Finding Type	Significant Deficiency
Finding	FDACS change management controls need improvement to ensure that only authorized, tested, and approved Florida Automated Nutrition System (FANS) program code changes are implemented into the production environment.
Criteria	Effective change management controls are intended to ensure that all program code changes are properly authorized, tested, and approved for implementation into the production environment. Change management controls also promote the accuracy of data changes made in the production environment. Effective change management controls ensure that the established change management process is followed when program code and data changes are implemented into the production environment and that only approved changes are implemented into the production environment.
Condition	<p>The FDACS uses FANS to manage and track all Child Nutrition Cluster program sponsor applications and claims. Each month sponsors submit claim information through FANS which contains information on the number of children approved to receive free, reduced price, and paid meals, as well as the number of meals served.</p> <p>To evaluate the appropriateness of FDACS change management controls, we requested a system-generated list of program code changes implemented into the FANS production environment during the 2021-22 fiscal year. However, the FDACS was unable to provide a system-generated list of the implemented program code changes. Although the FDACS used a change management system to manage FANS program code changes, the FDACS had not established controls, such as the use of a reconciliation process, to ensure that all program code changes implemented into the production environment followed the FDACS change management process.</p>
Cause	According to FDACS management, FANS does not record actual program code changes deployed to the system.
Effect	Without an effective reconciliation process that ensures that all program code changes implemented into the FANS production environment are recorded in the change management system, the FDACS has limited assurance that all implemented program code changes are appropriately authorized, tested, and approved, and do not bypass the FDACS change management process.
Recommendation	We recommend that FDACS management enhance change management controls to ensure that all program code changes to FANS are recorded in the change management system and do not bypass the FDACS change management process.
State Entity Response	The department will review and enhance its change management procedures and controls to ensure that code changes to FANS are documented and recorded in

the system including post-production deployment verification and end-user acceptance/approval.

U.S. DEPARTMENT OF JUSTICE

Finding Number 2022-007
Assistance Listing Number 16.575
Assistance Listing Program Title Crime Victim Assistance (CVA)
Compliance Requirement Subrecipient Monitoring
State Entity Florida Department of Legal Affairs (FDLA)
Federal Grant/Contract Number and Grant Year 2018-V2-GX-0018 2018
Statistically Valid Sample No
Finding Type Noncompliance and Significant Deficiency

Finding The FDLA did not always timely follow up with subrecipients regarding deficiencies noted during monitoring reviews. Additionally, FDLA records did not substantively evidence Quarterly Performance Report (QPR) reviews.

Criteria 2 CFR 200.332(d) – *Requirement for pass-through entities* – All pass-through entities must monitor the activities of the subrecipient as necessary to ensure that the subaward is used for authorized purposes, in compliance with Federal statutes, regulations, and the terms and conditions of the subaward, and that subaward performance goal are achieved. Monitoring of the subrecipient must include reviewing financial and performance reports and following-up and ensuring that the subrecipient takes timely and appropriate action on all deficiencies pertaining to the Federal award detected through audits, on-site reviews, and other means.

FDLA Victims of Crime Act (VOCA) Monitoring Instructions – If deficiencies are cited during a monitoring review, the FDLA will send a follow-up notice to the subrecipient no later than 46 business days after the site visit.

FDLA VOCA Procedures Manual – Each QPR is to be reviewed to confirm that all information is complete and correct before approving invoices for payment.

FDLA QPR Processing Procedure

Condition During the 2021-22 fiscal year, the FDLA provided CVA grant funds totaling approximately \$115 million to 282 subrecipients and monitored 74 subrecipients. Our examination of FDLA records for 10 of the 74 monitoring reviews disclosed that, for 5 monitoring reviews, the FDLA did not timely follow up on deficiencies noted during the monitoring reviews. Specifically, follow-up notices were sent to the subrecipients 121 to 137 business days (an average of 129 business days) after the monitoring reviews and after the subrecipients' award periods had ended. Additionally, our review of QPRs submitted by 25 subrecipients for the quarter ended March 2022 found that, while the FDLA maintained a tracking sheet indicating the date each QPR was reviewed, FDLA records did not otherwise include substantive evidence of the review of the QPRs, such as the name of the reviewer or the results of the review.

Cause According to FDLA management, follow-up notices were not timely sent to subrecipients due to staffing shortages. Additionally, FDLA management indicated that FDLA procedures did not specify how to document the review of the QPRs.

Effect Absent timely follow-up on deficiencies noted during monitoring, the FDLA cannot ensure that subrecipients take timely and appropriate action to correct all deficiencies within the award period. Additionally, adequate documentation evidencing the results of QPR reviews would better demonstrate that such reviews are being appropriately performed.

Recommendation We recommend that the FDLA timely send follow-up notices to subrecipients regarding deficiencies noted during monitoring and ensure that the results of QPR

reviews are adequately documented in accordance with management's established expectations.

State Entity Response

The Bureau will begin completing monitoring visits during a shortened period so that reports are finalized prior to the end of the grant year.

The Bureau of Advocacy and Grants Management currently reviews each Quarterly Performance Report; however, the Bureau will work with Agate to develop a tool that can be used through E-grants to validate the submitted Quarterly Performance Report data to clarify the results of the review and include the reviewer's name. The information would then be available in each subgrantee's file.

U.S. DEPARTMENT OF LABOR

Finding Number	2022-008
Assistance Listing Number	17.225 (Includes COVID-19 Awards)
Assistance Listing Program Title	Unemployment Insurance (UI)
Compliance Requirement	Activities Allowed or Unallowed, Allowable Costs/Cost Principles, Eligibility, Reporting, and Special Tests and Provisions – UI Benefit Payments, UI Program Integrity – Overpayments, and UI Reemployment Programs: Worker Profiling and Reemployment Services (WPRS) and Reemployment Services and Eligibility Assessments (RESEA)
State Entity	Florida Department of Economic Opportunity (FDEO)
Federal Grant/Contract Number and Grant Year	Various
Statistically Valid Sample	N/A
Finding Type	Significant Deficiency
Prior Year Finding	Report No. 2022-189, Finding No. 2021-030
Finding	Certain security controls related to user authentication for the Reemployment Assistance Claims and Benefits Information System (RA System) need improvement to ensure the confidentiality, integrity, and availability of RA System data and related information technology (IT) resources.
Criteria	Security controls are intended to protect the confidentiality, integrity, and availability of system data and related IT resources.
Condition	<p>The FDEO processes all UI benefit payment transactions through the RA System, a Web-based claims management system that allows UI claimants to apply for weekly UI benefits, monitor their accounts, and communicate with FDEO staff. The RA System also allows employers and third parties to manage UI claims and appeals, update and monitor UI accounts, and communicate with FDEO staff. The RA System is designed to be used by FDEO staff to evaluate claims information, authorize, and process payments, adjudicate issues, and maintain claimant and employer data. According to FDEO FLAIR records, during the 2021-22 fiscal year, the FDEO expended approximately \$1.6 billion for UI benefits.</p> <p>Our audit disclosed that certain security controls related to RA System user authentication need improvement. We are not disclosing the specific details of the issues in this report to avoid the possibility of compromising RA System data and related IT resources. However, we have notified appropriate FDEO management of the specific issues.</p>
Cause	We are not disclosing the specific details of the issues in this report to avoid the possibility of compromising RA System data or related IT resources.
Effect	Appropriate user authentication controls for the RA System are necessary to decrease the risk that unauthorized individuals may gain access to the system and compromise the confidentiality, integrity, and availability of RA System data and related IT resources.
Recommendation	We recommend that FDEO management improve certain security controls related to RA system user authentication to ensure the confidentiality, integrity, and availability of RA system and related IT resources.
State Entity Response	DEO concurs with the finding; however, progress has been made. Currently, any DEO user that accesses these applications outside the DEO network must first authenticate their identity via multi-factor authentication (MFA) through Global Protect before gaining access to the applications. In July 2021, DEO initiated a two-year Reemployment Assistance Modernization (RA Mod) Program to

address system performance and functional improvement needs. In September 2021, DEO completed the first of three phases focused on Reemployment Assistance Claims and Benefits Information System (System) security through the Identity Management and User Authentication (IAM) project (implementing MFA). As part of phase two of the IAM project, DEO is working to develop policies and Standard Operating Procedures (SOP) for access management and specifying how user roles are assigned, which is anticipated to be complete by June 2023. Phase three of the IAM project will start in the fall of 2023 and will include implementing the policies and standard operating procedure developed in phase two.

U.S. DEPARTMENT OF LABOR

Finding Number	2022-009
Assistance Listing Number	17.225 (Includes COVID-19 Awards)
Assistance Listing Program Title	Unemployment Insurance (UI)
Compliance Requirement	Activities Allowed or Unallowed, Allowable Costs/Cost Principles, Eligibility, Reporting, and Special Tests and Provisions – UI Benefit Payments, UI Program Integrity – Overpayments, and UI Reemployment Programs: Worker Profiling and Reemployment Services (WPRS) and Reemployment Services and Eligibility Assessments (RESEA)
State Entity	Florida Department of Economic Opportunity (FDEO)
Federal Grant/Contract Number and Grant Year	Various
Statistically Valid Sample	N/A
Finding Type	Significant Deficiency
Prior Year Finding	Report No. 2022-189, Finding No. 2021-029
Finding	The FDEO did not always timely deactivate Reemployment Assistance Claims and Benefits Information System (RA System) access privileges for employees who separated from FDEO employment or when access to the RA System was no longer required.
Criteria	Florida Department of Management Services Rule 60GG-2.003(1)(a)8., Florida Administrative Code – State agencies are to ensure that information technology (IT) access is removed when access to the IT resource is no longer required.
Condition	<p>The FDEO processes all UI benefit payment transactions through the RA System, a Web-based claims management system that allows UI claimants to apply for weekly UI benefits, monitor their accounts, and communicate with FDEO staff. The RA System also allows employers and third parties to manage UI claims and appeals, update and monitor UI accounts, and communicate with FDEO staff. The RA System is designed to be used by FDEO staff to evaluate claims information, authorize, and process payments, adjudicate issues, and maintain claimant and employer data. According to FDEO FLAIR records, during the 2021-22 fiscal year, the FDEO expended approximately \$1.6 billion for UI benefits.</p> <p>Our review of user access and employment records for the 384 RA System users whose RA System user access privileges were deactivated during the 2021-22 fiscal year, and who had separated from FDEO employment or who no longer required RA System access disclosed that the FDEO did not timely deactivate the access privileges for 106 of the RA System users. Specifically, the access privileges for the users were deactivated 2 to 197 days (an average of 26 days) after the users' employment separation dates or when RA System access was no longer required. Notwithstanding the untimely deactivation of access privileges, our audit disclosed that none of the 106 user accounts were used to access the RA System subsequent to when the users no longer required access.</p>
Cause	FDEO management indicated that the untimely deactivation of RA System access privileges was due to supervisors not timely submitting requests to deactivate the employees' RA System access privileges.
Effect	Prompt deactivation of RA System user access privileges upon an employee's separation from FDEO employment or when the access is no longer required provides FDEO management assurance that user access privileges are authorized and remain appropriate. Additionally, timely deactivation of IT user access privileges limits the potential for unauthorized disclosure, modification, or destruction of FDEO data and IT resources by former employees or others.

Recommendation

We recommend that FDEO management enhance controls to ensure that RA System user access privileges are deactivated immediately upon a user's separation from FDEO employment or when the access privileges are no longer required.

State Entity Response

DEO concurs with the finding; however, DEO is taking steps to achieve resolution. The Internal security unit (ISU) has taken steps to correct this issue. DEO's policy 6.02.02, "Protect Information Resources," contains DEO's policy regarding access control; this policy is being updated. The ISU team is drafting a supplement to policy 6.02.02, providing additional guidance for users and managers with System access.

U.S. DEPARTMENT OF LABOR

Finding Number	2022-010
Assistance Listing Number	17.225 (Includes COVID-19 Awards)
Assistance Listing Program Title	Unemployment Insurance (UI)
Compliance Requirement	Activities Allowed or Unallowed, Allowable Costs/Cost Principles, Eligibility, Reporting, and Special Tests and Provisions – UI Benefit Payments, UI Program Integrity – Overpayments and UI Reemployment Programs: Worker Profiling and Reemployment Services (WPRS) and Reemployment Services and Eligibility Assessments (RESEA)
State Entity	Florida Department of Economic Opportunity (FDEO)
Federal Grant/Contract Number and Grant Year	Various
Statistically Valid Sample	N/A
Finding Type	Significant Deficiency
Prior Year Finding	Report No. 2022-189, Finding No. 2021-018
Finding	In our information technology (IT) operational audit report No. 2021-169, <i>Reemployment Assistance Claims and Benefits Information System (CONNECT)</i> , dated March 2021, we noted in Finding 1 that the FDEO continued to lack processes and procedures for identifying, analyzing, and correcting technical system errors and other Reemployment Assistance Claims and Benefits Information System (RA System) defects that prevent or hinder the processing of RA System data. As of June 2022, the FDEO had not corrected the identified deficiencies.
Criteria	Application controls include processes established to prevent or minimize interruption to critical systems and ensure system availability. Effective application controls include a process for gathering information on system defects, including technical system errors and processing exceptions, and performing root cause analysis of potential underlying system defects to facilitate the timely adjustment of procedures and automated controls to prevent future technical system errors and processing exceptions. Analyzing technical system errors and processing exceptions is crucial to determining the number of errors and exceptions, types of errors and exceptions, and trends to facilitate the correction of system defects.
Condition	<p>The FDEO processes all UI benefit payment transactions through the RA System, a Web-based claims management system that allows UI claimants to apply for weekly UI benefits, monitor their accounts, and communicate with FDEO staff. The RA System also allows employers and third parties to manage UI claims and appeals, update and monitor UI accounts, and communicate with FDEO staff. The RA System is designed to be used by FDEO staff to evaluate claims information, authorize and process payments, adjudicate issues, and maintain claimant and employer data. According to FDEO FLAIR records, during the 2021-22 fiscal year, the FDEO expended approximately \$1.6 billion for UI benefits.</p> <p>As part of our IT operational audit, we conducted inquiries of FDEO management and staff and examined FDEO records to evaluate FDEO processes for identifying, analyzing, and correcting technical system errors and other RA System defects. Our IT operational audit disclosed that the RA System has experienced technical system errors and other defects as far back as 2014 and, as of September 11, 2020, there were 742 outstanding defect tickets related to technical system errors and other RA System defects that at times prevented RA claimants from either logging on to the system, successfully submitting RA claims, or receiving accurate payments. While the FDEO recorded the issues in defect tickets, the FDEO still had not established procedures to analyze the defect</p>

tickets and gain an understanding of error frequency, error spike rates, shared commonalities, potential aggregate criticality, or total number of users affected. According to FDEO management, the FDEO had not corrected the identified deficiencies as of June 30, 2022, and, consequently, the uncorrected deficiencies remained a significant deficiency for the 2021-22 fiscal year.

Cause

The FDEO purchased a performance monitoring tool in July 2020 to monitor application performance and facilitate analyses of RA System errors, including application mapping, dynamic baselining, and program code-level diagnostics. According to FDEO management, while configuration of the performance monitoring tool was completed in September 2020 and FDEO staff were using the tool to identify RA System errors, implementation of the tool was still in progress and procedures for using the tool had not been developed due to other priorities.

Effect

Identifying, analyzing, and correcting technical system errors and other RA System defects would ensure that technical system errors and other defects are timely resolved, the RA System is available, and processing is not hindered.

Recommendation

We recommend that FDEO management establish documented processes and procedures for identifying, analyzing, and correcting technical system errors and other RA System defects.

State Entity Response

DEO concurs with the finding; however, progress has been made. In July 2021, DEO initiated a two-year Reemployment Assistance Modernization (RA Mod) Program to address system performance and functional improvement needs. As part of the RA Mod Program, DEO initiated and, in February 2023, completed the Cloud Application Performance Management project, which includes utilizing a software tool that provides visibility into key system performance indicators for System monitoring. The tool also allows DEO to set defined thresholds for performance and receive notification if remedial actions are needed to maintain System performance and prevent unplanned System downtime. Additionally, in February 2022 DEO implemented the "Reemployment Assistance Work Effort Priority, Release, and Deployment Process," which established procedures for identifying, analyzing, prioritizing, and correcting technical system errors and defects for continuous modernization.

U.S. DEPARTMENT OF LABOR

Finding Number	2022-011
Assistance Listing Number	17.225 (Includes COVID-19 Awards)
Assistance Listing Program Title	Unemployment Insurance (UI)
Compliance Requirement	Activities Allowed or Unallowed, Allowable Costs/Cost Principles, Eligibility, Reporting, and Special Tests and Provisions – UI Benefit Payments, UI Program Integrity – Overpayments, and UI Reemployment Programs: Worker Profiling and Reemployment Services (WPRS) and Reemployment Services and Eligibility Assessments (RESEA)
State Entity	Florida Department of Economic Opportunity (FDEO)
Federal Grant/Contract Number and Grant Year	Various
Statistically Valid Sample	N/A
Finding Type	Significant Deficiency
Prior Year Finding	Report No. 2022-189, Finding No. 2021-019
Finding	In our information technology (IT) operational audit report No. 2021-169, <i>Reemployment Assistance Claims and Benefits Information System (CONNECT)</i> , dated March 2021, we noted in Finding 2 that Reemployment Assistance Claims and Benefits Information System (RA System) application edits for postmark dates and related date sequencing continue to need improvement. As of June 2022, the FDEO had not corrected the identified deficiencies.
Criteria	Effective application controls include edits to reasonably ensure that data is valid and recorded in the proper format and include field format controls, required field controls, limit and reasonableness controls, valid combination of related data field values, and master file matching.
Condition	<p>The FDEO processes all UI benefit payment transactions through the RA System, a Web-based claims management system that allows UI claimants to apply for weekly UI benefits, monitor their accounts, and communicate with FDEO staff. The RA System also allows employers and third parties to manage UI claims and appeals, update and monitor UI accounts, and communicate with FDEO staff. The RA System is designed to be used by FDEO staff to evaluate claims information, authorize and process payments, adjudicate issues, and maintain claimant and employer data. According to FDEO FLAIR records, during the 2021-22 fiscal year, the FDEO expended approximately \$1.6 billion for UI benefits.</p> <p>As part of our IT operational audit, we conducted inquiries of FDEO management and staff and examined FDEO records to evaluate the adequacy of application edits over received and postmark dates and related date sequencing in the RA System. Our examination of defect tickets and related documentation found that, while the FDEO had made progress in correcting many of the identified date errors, on March 13, 2020, the FDEO identified another date sequencing error that would allow a user to enter a future date in the <i>Date Postmarked</i> field. According to FDEO management, the FDEO anticipates implementing a new claimant-facing screen by June 2023 and will incrementally implement optimized business processes, including application edits for postmark dates and related date sequencing, beginning in July 2023. Consequently, the uncorrected deficiencies remained a significant deficiency for the 2021-22 fiscal year.</p>
Cause	According to FDEO management, while a new defect ticket had been created to correct the date sequencing error, work to correct the defect had not begun because of other priorities in response to the COVID-19 pandemic.

Effect

Absent adequate RA System application edits, the risk is increased that the appropriateness of claims, benefit payments, and employer chargeability may be compromised, and benefit payments and employer charges may be based on incorrect information.

Recommendation

We recommend that FDEO management continue to improve application edits to ensure the accuracy and integrity of postmark dates and related date sequencing in the RA System.

State Entity Response

DEO concurs with the finding; however, progress has been made. In February 2022, DEO implemented the "Reemployment Assistance Work Effort Priority, Release, and Deployment Process," which establishes procedures for identifying, analyzing, prioritizing, and correcting technical system errors and defects for continuous modernization.

U.S. DEPARTMENT OF LABOR

Finding Number	2022-012
Assistance Listing Number	17.225 (Includes COVID-19 Awards)
Assistance Listing Program Title	Unemployment Insurance (UI)
Compliance Requirement	Activities Allowed or Unallowed, Allowable Costs/Cost Principles, Eligibility, Reporting, and Special Tests and Provisions – UI Benefit Payments, UI Program Integrity – Overpayments, and UI Reemployment Programs: Worker Profiling and Reemployment Services (WPRS) and Reemployment Services and Eligibility Assessments (RESEA)
State Entity	Florida Department of Economic Opportunity (FDEO)
Federal Grant/Contract Number and Grant Year	Various
Statistically Valid Sample	N/A
Finding Type	Significant Deficiency
Prior Year Finding	Report No. 2022-189, Finding No. 2021-020
Finding	In our information technology (IT) operational audit report No. 2021-169, <i>Reemployment Assistance Claims and Benefits Information System (CONNECT)</i> , dated March 2021, we noted in Finding 3 that procedures for document intake, indexing, and tracking processes continue to need improvement to ensure that all documents received for processing in the Reemployment Assistance Claims and Benefits Information System (RA System) are timely and accurately indexed to the appropriate claimant, claim, and claim issue. As of June 2022, the FDEO had not corrected the identified deficiencies.
Criteria	Effective input controls include procedures that provide reasonable assurance that all inputs into the application have been authorized, accepted for processing, and accounted for and any missing or unaccounted for source documents or input files have been identified and investigated. As part of the claimant application process, claimants, employers, and third parties may be required to submit certain documents and information to the FDEO or respond to fact-finding documents issued by the FDEO. Response due dates are determined by the RA System or FDEO staff based on the document type. For appropriate processing, documents and information received by the FDEO should be timely linked (indexed) to the appropriate claimant, claim, and claim issue to avoid unnecessary delays or cause the system to inappropriately process a claim or claim issue without consideration of documentation received but not yet indexed or processed.
Condition	<p>The FDEO processes all UI benefit payment transactions through the RA System, a Web-based claims management system that allows UI claimants to apply for weekly UI benefits, monitor their accounts, and communicate with FDEO staff. The RA System also allows employers and third parties to manage UI claims and appeals, update and monitor UI accounts, and communicate with FDEO staff. The RA System is designed to be used by FDEO staff to evaluate claims information, authorize and process payments, adjudicate issues, and maintain claimant and employer data. According to FDEO FLAIR records, during the 2021-22 fiscal year, the FDEO expended approximately \$1.6 billion for UI benefits.</p> <p>As part of our IT operational audit, we conducted inquiries of FDEO management and staff and examined FDEO records to evaluate the adequacy of RA System document intake and indexing processes. Our inquiries found that the FDEO lacked procedures that provide reasonable assurance that all received documents are timely and accurately indexed to the appropriate claimant, claim, and claim issue, including procedures for reconciling documents received through the intake mail and fax process to documents indexed to the claimant, claim, and</p>

claim issue in the RA System. We also noted that documents received by the FDEO missing the information necessary for proper indexing were saved for future investigation but were ultimately purged after 30 days of unsuccessful research, and that the lack of procedures prevented the FDEO from demonstrating that appropriate research efforts were conducted prior to purging the documents. According to FDEO management, although the FDEO had implemented new scanning and indexing technology, a standard operating procedure outlining how to research, confirm receipt, and ensure proper placement of documentation was not to be established until December 2022. Consequently, the uncorrected deficiencies remained a significant deficiency for the 2021-22 fiscal year.

Cause

FDEO management indicated that a myriad of indexing issues continued because of a defect in the RA System core component program code and limitations in the functionality of the barcode reading software. Additionally, over time, the FDEO has lost key staff with institutional knowledge of the RA System core component program code, further limiting management's ability to correct the processing defects.

Effect

The lack of adequate procedures for document intake, indexing, and tracking processes, and the limitations of the RA System and barcode reading software, limit FDEO management's assurance that all documents received for processing in the RA System are investigated and timely and accurately indexed to the appropriate claimant, claim, and claim issue. Such limitations also increase the risk of inaccurate claim determinations that may result in erroneous benefit payments and employer charges.

Recommendation

We recommend that FDEO management improve procedures for document intake, indexing, and tracking processes and improve RA System barcode reading software functionality to ensure that all documents received for processing in the RA System are timely and accurately indexed to the appropriate claimant, claim, and claim issue.

State Entity Response

DEO concurs with the finding; however, DEO is taking steps to achieve resolution. DEO is evaluating additional technology for solutions related to scanning and indexing. DEO also continues to utilize the Reemployment Assistance Help Center available to claimants to upload requested documentation from DEO through DEO's website, FloridaJobs.org. DEO will evaluate and develop a plan for a future solution to improve the scanning and indexing function.

U.S. DEPARTMENT OF LABOR

Finding Number	2022-013
Assistance Listing Number	17.225 (Includes COVID-19 Awards)
Assistance Listing Program Title	Unemployment Insurance (UI)
Compliance Requirement	Activities Allowed or Unallowed, Allowable Costs/Cost Principles, Eligibility, Reporting, and Special Tests and Provisions – UI Benefit Payments, UI Program Integrity – Overpayments, and UI Reemployment Programs: Worker Profiling and Reemployment Services (WPRS) and Reemployment Services and Eligibility Assessments (RESEA)
State Entity	Florida Department of Economic Opportunity (FDEO)
Federal Grant/Contract Number and Grant Year	Various
Statistically Valid Sample	N/A
Finding Type	Significant Deficiency
Prior Year Finding	Report No. 2022-189, Finding No. 2021-021
Finding	In our information technology (IT) operational audit report No. 2021-169, <i>Reemployment Assistance Claims and Benefits Information System (CONNECT)</i> , dated March 2021, we noted in Finding 4 that Reemployment Assistance Claims and Benefits Information System (RA System) processes related to system-generated claim issues continue to need improvement to ensure that claims are accurately and timely processed. As of June 2022, the FDEO had not corrected the identified deficiencies.
Criteria	Transaction data processing controls include processes to ensure the completeness, accuracy, and validity of data as the data is processed within the application. The RA System was designed to automatically generate issues for a claim during claims processing based on predefined parameters, and FDEO staff were responsible for resolving the identified claim issues to avoid a delay in eligibility determinations and benefit payments.
Condition	<p>The FDEO processes all UI benefit payment transactions through the RA System, a Web-based claims management system that allows UI claimants to apply for weekly UI benefits, monitor their accounts, and communicate with FDEO staff. The RA System also allows employers and third parties to manage UI claims and appeals, update and monitor UI accounts, and communicate with FDEO staff. The RA System is designed to be used by FDEO staff to evaluate claims information, authorize and process payments, adjudicate issues, and maintain claimant and employer data. According to FDEO FLAIR records, during the 2021-22 fiscal year, the FDEO expended approximately \$1.6 billion for UI benefits.</p> <p>As part of our IT operational audit, we evaluated the adequacy of RA System generation of claim issues controls and found that, while processing errors (e.g., system-generated claim issues were not generated, were not generated at the appropriate point in the claims process, or were generated when a claim issue was unnecessary) were identified as early as December 2014 and the FDEO had researched the processing errors for 6 years, an adequate solution had not been identified. According to FDEO management, the FDEO is in the process of implementing application edit checks to ensure that complete and accurate data is entered in the RA System and anticipates corrective action being completed June 2023. Consequently, the uncorrected deficiencies remained a significant deficiency for the 2021-22 fiscal year.</p>
Cause	FDEO management indicated that the processing errors were believed to be due to an RA System processing defect. FDEO management further indicated that, prior to correcting the claims processing errors, additional analysis was required to identify and resolve the root cause of the processing errors. While FDEO

management planned to create a historical database table to record the claim processing errors to aid in resolution, due to COVID-19 pandemic priorities, creation of the historical database table was postponed.

Effect

The appropriate generation of claim issues by the RA System would promote data completeness, accuracy, and validity and provide assurance that determination decisions are based on correct data and claims will be accurately and timely processed.

Recommendation

We recommend that FDEO management continue efforts to identify and correct RA System processes related to the appropriate generation of claim issues to ensure that claims are accurately and timely processed.

State Entity Response

DEO concurs with the finding; however, progress has been made. DEO corrected System-generated errors in October 2020, December 2020, February 2021, and April 2021 and will continue to document and correct System-generated errors and evaluate necessary changes and procedures through the Reemployment Assistance Work Effort Priority, Release, and Deployment Process. The RA Mod Program's Incremental Customer Experience/User Experience Mobile-Responsive Software Transformation project will implement application edit checks to ensure that complete and accurate data are entered in the System, minimizing the creation of incorrect claim issues.

U.S. DEPARTMENT OF LABOR

Finding Number	2022-014
Assistance Listing Number	17.225 (Includes COVID-19 Awards)
Assistance Listing Program Title	Unemployment Insurance (UI)
Compliance Requirement	Activities Allowed or Unallowed, Allowable Costs/Cost Principles, Eligibility, Reporting, and Special Tests and Provisions – UI Benefit Payments, UI Program Integrity – Overpayments, and UI Reemployment Programs: Worker Profiling and Reemployment Services (WPRS) and Reemployment Services and Eligibility Assessments (RESEA)
State Entity	Florida Department of Economic Opportunity (FDEO)
Federal Grant/Contract Number and Grant Year	Various
Statistically Valid Sample	N/A
Finding Type	Significant Deficiency
Prior Year Finding	Report No. 2022-189, Finding No. 2021-022
Finding	In our information technology (IT) operational audit report No. 2021-169, <i>Reemployment Assistance Claims and Benefits Information System (CONNECT)</i> , dated March 2021, we noted in Finding 5 that Reemployment Assistance Claims and Benefits Information System (RA System) processes related to the creation and distribution of claimant and employer claim notices continue to need improvement to ensure claim notices are timely distributed. As of June 2022, the FDEO had not corrected the identified deficiencies.
Criteria	<p>Effective application processing controls include controls for ensuring that data is processed completely and accurately and retains its validity during processing with minimal manual intervention.</p> <p>Section 443.151(2)(a), Florida Statutes – The FDEO must notify claimants and employers regarding monetary and nonmonetary determinations of eligibility.</p> <p>Section 443.151(3)(a), Florida Statutes – The FDEO shall promptly provide a notice of claim to the claimant’s most recent employing unit and all employers whose employment records are liable for benefits under the monetary determination. The employer must respond to the notice of claim within 14 days after the mailing date of the notice, or in lieu of mailing, within 14 days after delivery of the notice. If a contributing employer or its agent fails to timely or adequately respond to the notice of claim or request for information, the employer’s account may not be relieved of benefit charges.</p> <p>Section 443.151(5), Florida Statutes – The FDEO shall notify each employer who is liable for reimbursements in lieu of contributions for payment of the benefits at the address on file with the FDEO or its tax collection service provider, of the initial determination of the claim and must be given 10 days to respond. A contributing employer who responds within the allotted time limit may not be charged for benefits paid under an erroneous determination if the decision is ultimately reversed.</p>
Condition	The FDEO processes all UI benefit payment transactions through the RA System, a Web-based claims management system that allows UI claimants to apply for weekly UI benefits, monitor their accounts, and communicate with FDEO staff. The RA System also allows employers and third parties to manage UI claims and appeals, update and monitor UI accounts, and communicate with FDEO staff. The RA System is designed to be used by FDEO staff to evaluate claims information, authorize and process payments, adjudicate issues, and maintain claimant and employer data. According to FDEO FLAIR records, during the

2021-22 fiscal year, the FDEO expended approximately \$1.6 billion for UI benefits.

As part of our IT operational audit, we conducted inquiries of FDEO management and staff and examined FDEO records to evaluate the adequacy of RA System application processing controls related to the distribution of claim notices. While our audit procedures found that the FDEO had taken corrective action for a prior Fraud Initiative Rules and Rating Engine processing defect, other defects were not resolved because the necessary RA System corrections were significant and could negatively impact other RA System processes, including claims processing. The defects requiring improvement related to updating the status of resolved claim issues during nightly processing after a determination or redetermination was recorded so claimant and employer claim notices would be timely created and distributed and timely creating and distributing employer claim notices for claims determined to be monetarily eligible. According to FDEO management, the FDEO had not corrected the identified deficiencies as of June 30, 2022, and, consequently, the uncorrected deficiencies remained a significant deficiency for the 2021-22 fiscal year.

Cause	According to FDEO management, while these defects had not been resolved and continued to intermittently occur, manual processes using scripts and reports had been implemented to help identify these claim notice defects.
Effect	Without appropriate application processing controls over the creation and timely distribution of claimant and employer claim notices, the FDEO cannot demonstrate compliance with State law and the risk is increased that claimants and employers may be denied due process or determination decisions may be made based on incorrect data, causing benefit payments and employer charges to be inappropriately processed.
Recommendation	We recommend that FDEO management continue efforts to correct RA System defects related to the creation and distribution of claimant and employer claim notices.
State Entity Response	DEO concurs with the finding; however, DEO received a USDOL Final determination letter dated October 4, 2022, for Audit Report No. 24-22-527-03-225 stating this finding is corrected.

U.S. DEPARTMENT OF LABOR

Finding Number	2022-015
Assistance Listing Number	17.225 (Includes COVID-19 Awards)
Assistance Listing Program Title	Unemployment Insurance (UI)
Compliance Requirement	Activities Allowed or Unallowed, Allowable Costs/Cost Principles, Eligibility, Reporting, and Special Tests and Provisions – UI Benefit Payments, UI Program Integrity – Overpayments, and UI Reemployment Programs: Worker Profiling and Reemployment Services (WPRS) and Reemployment Services and Eligibility Assessments (RESEA)
State Entity	Florida Department of Economic Opportunity (FDEO)
Federal Grant/Contract Number and Grant Year	Various
Statistically Valid Sample	N/A
Finding Type	Significant Deficiency
Prior Year Finding	Report No. 2022-189, Finding No. 2021-023
Finding	In our information technology (IT) operational audit report No. 2021-169, <i>Reemployment Assistance Claims and Benefits Information System (CONNECT)</i> , dated March 2021, we noted in Finding 6 that processing defects related to claimant benefit payments, claimant overpayments, and employer charges still exist in the Reemployment Assistance Claims and Benefits Information System (RA System). As of June 2022, the FDEO had not corrected the identified deficiencies.
Criteria	Automated application controls promote the consistent treatment of data and help ensure that data processing consistently adheres to management’s intention and requirements. Information systems process groups of identical transactions similarly; therefore, any inaccuracies arising from erroneous computer programming or design will occur consistently in similar transactions.
Condition	<p>The FDEO processes all UI benefit payment transactions through the RA System, a Web-based claims management system that allows UI claimants to apply for weekly UI benefits, monitor their accounts, and communicate with FDEO staff. The RA System also allows employers and third parties to manage UI claims and appeals, update and monitor UI accounts, and communicate with FDEO staff. The RA System is designed to be used by FDEO staff to evaluate claims information, authorize and process payments, adjudicate issues, and maintain claimant and employer data. According to FDEO FLAIR records, during the 2021-22 fiscal year, the FDEO expended approximately \$1.6 billion for UI benefits.</p> <p>To evaluate the adequacy of RA System application processing controls in preventing overpayments and erroneous charges, as part of our IT operational audit, we conducted inquiries of FDEO management and staff and examined FDEO records. Our examination of FDEO defect tickets found that the FDEO opened a high priority defect ticket for a defect detected on March 13, 2015, related to the creation of an uncollectable claimant overpayment. This defect erroneously increases the claimant’s available balance by the amount of the overpayment, permitting the claimant to collect the amount of the overpayment twice. While the defect ticket has been intermittently worked on since March 2015, and the severity level was changed to severe in February 2018, the last action taken was in April 2019, and the defect ticket remained open (in process) as of January 2021. Additionally, we noted other defect tickets for erroneous employer charges caused by claimant overpayments that were created in 2018 and remained unresolved as of January 2021. Although we inquired, FDEO management was unable to provide records demonstrating the monetary impact of the overpayment defect and the related employer charge</p>

errors. According to FDEO management, the FDEO has conducted workshops to identify and analyze existing business processes and technical requirements. Additionally, the FDEO anticipates implementing a project to address the defects that will conclude in 2023. Consequently, the uncorrected deficiencies remained a significant deficiency for the 2021-22 fiscal year.

Cause

According to FDEO management, while processes and reports existed to help identify and manually correct claimant overpayments and erroneous employer charges, processing defects in the RA System continue to cause errors, resulting in inaccurate claimant benefit payments and employer charges. FDEO management further indicated that, due to the large-scale effort and extensive changes necessary to the RA System core component program code to resolve these defects, changes had not been implemented and a resolution date had not been determined.

Effect

Effective system controls that promote the consistent and accurate processing of data would prevent inaccurate claimant benefit payments and erroneous employer charges that may affect the integrity of RA System data.

Recommendation

We recommend that FDEO management correct the RA System processing defects related to claimant benefit payments, claimant overpayments, and employer charges.

State Entity Response

DEO concurs with the finding; however, progress has been made. DEO has implemented the "Reemployment Assistance Work Effort Priority, Release, and Deployment Process," which established procedures for identifying, analyzing, prioritizing, and correcting technical system errors and defects for continuous modernization. DEO anticipates developing requirements to address any remaining components of this finding beginning in January 2024.

U.S. DEPARTMENT OF LABOR

Finding Number	2022-016
Assistance Listing Number	17.225 (Includes COVID-19 Awards)
Assistance Listing Program Title	Unemployment Insurance (UI)
Compliance Requirement	Activities Allowed or Unallowed, Allowable Costs/Cost Principles, Eligibility, Reporting, and Special Tests and Provisions – UI Benefit Payments, UI Program Integrity – Overpayments, and UI Reemployment Programs: Worker Profiling and Reemployment Services (WPRS) and Reemployment Services and Eligibility Assessments (RESEA)
State Entity	Florida Department of Economic Opportunity (FDEO)
Federal Grant/Contract Number and Grant Year	Various
Statistically Valid Sample	N/A
Finding Type	Significant Deficiency
Prior Year Finding	Report No. 2022-189, Finding No. 2021-024
Finding	In our information technology (IT) operational audit report No. 2021-169, <i>Reemployment Assistance Claims and Benefits Information System (CONNECT)</i> , dated March 2021, we noted in Finding 7 that language translations for Reemployment Assistance Claims and Benefits Information System (RA System) claimant communications continue to need improvement. As of June 2022, the FDEO had not corrected the identified deficiencies.
Criteria	<p>Effective application output controls ensure effective and timely distribution of correspondence from the system, including providing accurate and sufficient information to system users to facilitate timely and effective communication.</p> <p>Section 443.151(8)(a) and (c), Florida Statutes – The FDEO is to provide printed bilingual instructional and educational materials in the appropriate language in those counties in which 5 percent or more of the households in the county are classified as a single-language minority and develop estimates of the percentages of single-language minority households for each county by using data from the United States Bureau of the Census (Census Bureau).</p> <p>Based on the Census Bureau’s 2014 American Community Survey, the FDEO identified Spanish and Haitian Creole as the primary languages spoken by Limited English Proficiency (LEP) individuals residing in the State. The FDEO also determined that Spanish and Haitian Creole were the two significant languages spoken by LEP individuals accessing reemployment services and, as such, the FDEO’s LEP Plan specified that the entire RA System was to be available in Spanish and Haitian Creole.</p>
Condition	<p>The FDEO processes all UI benefit payment transactions through the RA System, a Web-based claims management system that allows UI claimants to apply for weekly UI benefits, monitor their accounts, and communicate with FDEO staff. The RA System also allows employers and third parties to manage UI claims and appeals, update and monitor UI accounts, and communicate with FDEO staff. The RA System is designed to be used by FDEO staff to evaluate claims information, authorize and process payments, adjudicate issues, and maintain claimant and employer data. According to FDEO FLAIR records, during the 2021-22 fiscal year, the FDEO expended approximately \$1.6 billion for UI benefits.</p> <p>As part of our IT operational audit, we conducted inquiries of FDEO management and staff and examined the RA System program code changes implemented to correct the language translation errors on forms and claimant documents and the RA System error messages and found that, while the FDEO had corrected the previously identified RA System language translation errors and error messages,</p>

certain RA System claimant screens and the *Notice of Hearing* document were not translated to the claimant's primary language of Spanish or Haitian Creole as required by State law and the LEP Plan. According to FDEO management, the FDEO continues to enhance the Reemployment Help Center to assist claimants with self-help regarding their claim, which is available in English, Spanish, and Haitian Creole. Additionally, the FDEO completed a review of non-monetary determinations issued to ensure that they are in plain language for the claimant's understanding and the FDEO is prioritizing the translations of determinations to Spanish and Haitian Creole. Consequently, the uncorrected deficiencies remained a significant deficiency for the 2021-22 fiscal year.

Cause

FDEO management indicated that, while the claimant screens and the *Notice of Hearing* document had not been translated when the RA System was initially designed, a defect ticket was established to accumulate, and later group into multiple work units, a list of all claimant screens that potentially needed to be translated into Spanish or Haitian Creole and another defect ticket was established to address translating the *Notice of Hearing* document. Although the defect tickets had been established, the defect tickets were pending assignment to a programmer due to COVID-19 pandemic priorities.

Effect

Without accurate bilingual claimant communications as required by State law and the LEP Plan, language barriers may exist that limit claimant access to reemployment assistance benefits.

Recommendation

We recommend that FDEO management continue to improve language translation for RA System claimant communications to ensure compliance with State law and the LEP Plan.

State Entity Response

DEO concurs with the finding; however, progress has been made. Claimant screens and language translations into Spanish and Haitian Creole will be resolved through the CX/UX RA Mod Program.

U.S. DEPARTMENT OF LABOR

U.S. DEPARTMENT OF HEALTH AND HUMAN SERVICES

Finding Number	2022-017
Assistance Listing Number	17.225 (Includes COVID-19 Awards) 93.568 (Includes COVID-19 Awards)
Assistance Listing Program Title	Unemployment Insurance (UI) Low-Income Home Energy Assistance (LIHEAP)
Compliance Requirement	Cash Management, Matching, Level of Effort, Earmarking, Period of Performance, and Reporting
State Entity	Florida Department of Economic Opportunity (FDEO)
Federal Grant/Contract Number and Grant Year	UI: Various LIHEAP: 1901FLLIEA 2019, 2002FLLIEA 2020, 2102FLLIEA 2021, 2002FLE5C3 2020, and 2102FLE5C6 2021
Statistically Valid Sample	N/A
Finding Type	Significant Deficiency
Prior Year Finding	Report No. 2022-189, Finding No. 2021-014
Finding	The FDEO did not always timely deactivate Subrecipient Enterprise Resource Application (SERA) user access privileges for employees who separated from FDEO employment.
Criteria	Florida Department of Management Services Rule 60GG-2.003(1)(a)8., Florida Administrative Code – State agencies are to ensure that information technology (IT) access is removed when access to the IT resource is no longer required.
Condition	The FDEO uses SERA to manage, compile, and report financial and programmatic data required by Federal grantor agencies for programs including UI and LIHEAP. Our review of user access and employment records for the 181 FDEO SERA users whose access privileges were deactivated during the period July 1, 2021, through May 9, 2022, and who had separated from FDEO employment disclosed that the FDEO did not timely deactivate the access privileges for 47 of the SERA users. Specifically, the access privileges for the 47 users were deactivated 2 to 167 days (an average of 49 days) after the users' employment separation dates. In addition, our review of user access and employment records for the 318 FDEO employees with active SERA user accounts as of May 5, 2022, disclosed that the FDEO did not deactivate the access privileges for 3 users, although 3, 70, and 183 days had elapsed since the user's employment separation date. We also noted that, for another employee who separated from employment with the FDEO on May 5, 2022, the FDEO did not deactivate the employee's access privileges until May 19, 2022. Notwithstanding the untimely deactivation of access privileges, our audit disclosed that none of the 51 user accounts were used to access SERA subsequent to the users' employment separation dates.
Cause	According to FDEO management, FDEO processes did not always promote the timely deactivation of SERA user access privileges. FDEO management indicated that effective April 2022, the FDEO implemented procedures to ensure that SERA administrators are notified of employee separations to allow for immediate termination of access.
Effect	Prompt deactivation of SERA user access privileges upon an employee's separation from FDEO employment provides FDEO management assurance that user access privileges are authorized and remain appropriate. Additionally, timely deactivation of IT user access privileges limits the potential for unauthorized disclosure, modification, or destruction of FDEO data and IT resources by former employees or others.

Recommendation

We recommend that FDEO management enhance controls to ensure that SERA user access privileges are deactivated immediately upon a user's separation from FDEO employment.

State Entity Response

DEO concurs with the finding; however, DEO received a USDOL Final determination letter dated October 4, 2022, for Audit Report No. 24-22-527-03-225 stating this finding is corrected.

U.S. DEPARTMENT OF LABOR

Finding Number	2022-018
Assistance Listing Number	17.225 (Includes COVID-19 Awards)
Assistance Listing Program Title	Unemployment Insurance (UI)
Compliance Requirement	Eligibility
State Entity	Florida Department of Economic Opportunity (FDEO)
Federal Grant/Contract Number and Grant Year	N/A
Statistically Valid Sample	No
Finding Type	Opinion Qualification and Material Weakness Questioned Costs - \$10,254
Finding	FDEO records did not clearly evidence that UI benefit payments were made only to eligible claimants.
Criteria	Section 443.101, Florida Statutes – <i>Disqualification for benefits</i> – An individual shall be disqualified for benefits for the week in which he or she has voluntarily left work without good cause attributable to his or her employing unit or for the week in which he or she has been discharged by the employing unit for misconduct connected with his or her work, based on a finding by the FDEO.
Condition	<p>The FDEO processes all UI benefit payment transactions through the Reemployment Assistance Claims and Benefits Information System (RA System), a Web-based claims management system that allows UI claimants to apply for weekly UI benefits, monitor their accounts, and communicate with FDEO staff. The RA System also allows employers and third parties to manage UI claims and appeals, update and monitor UI accounts, and communicate with FDEO staff. The RA System is designed to be used by FDEO staff to evaluate claims information, authorize and process payments, adjudicate issues, and maintain claimant and employer data. During the 2021-22 fiscal year, the FDEO determined 136,699 individuals eligible to receive UI benefits and expended approximately \$1.6 billion for UI benefits.</p> <p>To apply for UI benefits, an individual must submit a claim to the FDEO by answering various questions regarding their former employment and separation from employment. A record is created in the RA System for the claim. As part of the eligibility determination process, the FDEO sends a request to the individual's former employer to obtain information related to the individual's employment and reason for separation from employment. Upon receipt of the employer's response, the FDEO staff is to review the response and conduct further research if the employer response contradicts the individual's response.</p> <p>Our review of RA System records for 50 claimants disclosed that, for 5 claimants, the FDEO did not conduct research to resolve conflicting responses between the claimants' and employers' responses. The unresolved responses for 3 claimants related to questions regarding whether the claimants were actually unemployed, whether 1 claimant was receiving severance pay, and whether the other claimant was unemployed through no fault of their own. Consequently, FDEO records did not clearly evidence that the claimants were eligible to receive UI benefits. The FDEO paid the 5 claimants \$10,254 during the 2021-22 fiscal year.</p>
Cause	According to FDEO management, the unresolved conflicting responses were due to a known processing issue with the RA System and a backlog of cases marked for review.
Effect	The FDEO made UI benefit payments to individuals that may not have been eligible to receive benefits.

Recommendation

We recommend that the FDEO research and resolve the conflicting responses, correct the known RA system processing issue, and resolve any remaining backlog of cases marked for review.

State Entity Response

DEO concurs with the finding. To promote timely adjudication, DEO will continue its efforts to increase staff resources for improved productivity and reduce outstanding cases. In addition, DEO has contracted with a vendor to assist with conducting the fact-finding portion of claim adjudication, which has contributed to resolving a considerable amount of the adjudication backlog. Finally, DEO will provide ongoing comprehensive training to both new hires and tenured adjudicators to also include proper fact-finding and resolution of conflicting responses.

U.S. DEPARTMENT OF LABOR

Finding Number 2022-019
Assistance Listing Number 17.225 (Includes COVID-19 Awards)
Assistance Listing Program Title Unemployment Insurance (UI)
Compliance Requirement Reporting
State Entity Florida Department of Economic Opportunity (FDEO)
Federal Grant/Contract Number and Grant Year Various
Statistically Valid Sample N/A
Finding Type Disclaimer of Opinion and Material Weakness
Prior Year Finding Report No. 2022-189, Finding No. 2021-032

Finding The FDEO did not maintain records to support the amounts reported in Federal Performance Reports submitted to the Employment and Training Administration (ETA).

Criteria Employment and Training Handbook No. 401 5th Edition, *Unemployment Insurance Reports Handbook* – States are required to submit monthly reports, including the ETA 9050 – *Time Lapse of All First Payments Except Workshare*, ETA 9052 – *Nonmonetary Determination Time Lapse Detection*, and ETA 9055 – *Appeals Case Aging*.

Condition The ETA 9050, 9052, and 9055 reports present various state UI program performance information. As part of our audit, we requested from the FDEO documentation supporting the amounts reported in the reports and corresponding core measures identified in the table below. However, in response to our request, the FDEO was unable to provide documentation supporting the amounts included in the tested reports and indicated that the data used to prepare all of the reports submitted for the 2021-22 fiscal year had not been maintained.

Report	Core Measure
ETA 9050 (June 2021, December 2021, March 2022, and April 2022)	First Payment Time Lapse 14/21 days, Interstate and Intrastate UI, UCFE, and UCX, full and partial weeks
ETA 9052 (June 2021, December 2021, March 2022, and April 2022)	Nonmonetary Determinations 21-Day Timeliness
ETA 9055 (June 2021, December 2021, March 2022, and April 2022)	Average Age of Pending Lower and Higher Authority Appeals

Cause FDEO management indicated that documentation supporting the reported amounts are saved in a recently developed data warehouse; however, the inquiry functionality to pull data for historical reports did not operate as planned.

Effect Absent an effective process for retaining and making available the documentation used to prepare ETA 9050, 9052, and 9055 reports, the FDEO cannot demonstrate that information reported to the ETA is complete and accurate.

Recommendation We recommend that the FDEO continue to enhance documentation retention and retrieval controls to ensure that the information included in ETA 9050, 9052, and 9055 reports is properly supported.

State Entity Response DEO concurs with the finding, however, DEO received a USDOL Final determination letter dated October 4, 2022, for Audit Report No. 24-22-527-03-225 stating this finding is corrected.

U.S. DEPARTMENT OF LABOR

Finding Number	2022-020
Assistance Listing Number	17.225 (Includes COVID-19 Awards)
Assistance Listing Program Title	Unemployment Insurance (UI)
Compliance Requirement	Special Tests and Provisions – UI Reemployment Programs: Worker Profiling and Reemployment Services (WPRS) and Reemployment Services and Eligibility Assessments (RESEA)
State Entity	Florida Department of Economic Opportunity (FDEO)
Federal Grant/Contract Number and Grant Year	Various
Statistically Valid Sample	No
Finding Type	Opinion Qualification and Material Weakness Questioned Costs – \$37,154
Prior Year Finding	Report No. 2022-189, Finding No. 2021-035
Finding	The FDEO did not always ensure or timely ensure that UI claimants complied with the participation requirements of the RESEA program.
Criteria	<p>U.S. Department of Labor Employment and Training Administration – UI Program Letter No. 07-19 – Failure of a UI claimant to report or participate in any aspect of the RESEA program must result in a referral to the UI agency for adjudication under the applicable state law.</p> <p>Section 443.091(1)(b), Florida Statutes, <i>Benefit eligibility conditions</i> – An unemployed individual is eligible to receive UI benefits for any week only if the FDEO finds that the individual completed the FDEO’s online work registration and reported to the one-stop career center as directed by the local workforce development board for reemployment services.</p>
Condition	<p>The FDEO contracts with Local Workforce Development Boards (LWDBs) to provide RESEA program services to UI claimants. Once a claimant is approved for UI benefits, the claimant is profiled to determine whether the claimant is likely to exhaust regular UI benefits and need reemployment services. If the claimant is identified to participate in the RESEA program, the claimant is notified that they have been selected and that participation is mandatory. The FDEO and the LWDBs use the Employ Florida system to record information regarding the claimant’s participation in the RESEA program. Notification regarding the claimant’s participation in the required RESEA program services is to be provided to the FDEO through a data exchange between the Employ Florida system and the Reemployment Assistance Claims and Benefits Information System (RA System). If a claimant does not participate in the RESEA program, LWDB staff are to record the non-attendance in Employ Florida, the information is to be shared with the FDEO via the RA System data exchange, and the claimant is referred to the FDEO for adjudication.</p> <p>According to FDEO records, during the 2021-22 fiscal year, 45,917 claimants were scheduled to receive RESEA program services. Our examination of FDEO records for 60 claimants disclosed 2 claimant cases adjudicated by the FDEO 440 and 462 days after the claimant missed their appointment for RESEA program services. Additionally, we noted that, as of January 25, 2023, the FDEO had not adjudicated 31 claimant cases to ensure that the claimants remained eligible to receive UI benefits under State law. Specifically:</p> <ul style="list-style-type: none">• For 14 claimant cases, FDEO records did not evidence that the FDEO UI office received notification regarding the claimants’ participation or nonparticipation in the RESEA program. For 7 of the claimant cases, the

FDEO paid UI benefits totaling \$18,432 after the claimants' missed appointments.

- For 17 of the claimant cases, the FDEO received notification of the claimants' missed RESEA appointments through the data exchange; however, the FDEO paid UI benefits totaling \$18,722 for 8 of the cases after the missed appointments.

Cause	FDEO management indicated that cases were not adjudicated timely due to a backlog of cases, an absence of notification to adjudicate cases in the data exchange, and non-attendance information not always being recorded in the Employ Florida system.
Effect	Absent timely adjudication of claimant cases after notification of nonparticipation in the RESEA program and documentation evidencing whether all claimants satisfactorily participate in the RESEA program, the FDEO cannot demonstrate that only eligible claimants receive UI benefits.
Recommendation	We recommend that the FDEO ensure that RESEA program participation issues are timely adjudicated and claimant RESEA attendance status information is recorded timely in the Employ Florida system to determine if benefits should continue.
State Entity Response	DEO concurs with the finding. To accurately capture information regarding RESEA participants, DEO will provide training and technical assistance to the local workforce development boards, and DEO will update its monitoring processes to perform more timely reviews of RESEA participant information. To promote timely adjudication, DEO will continue its efforts increase staff resources for improved productivity and reduce outstanding cases. In addition, DEO has contracted with a vendor to assist with conducting the fact-finding portion of claim adjudication which has contributed to resolving a considerable amount of the adjudication backlog. Finally, DEO will provide ongoing comprehensive training to both new hires and tenured adjudicators to also include proper fact-finding and resolution of conflicting responses.

U.S. DEPARTMENT OF LABOR

Finding Number	2022-021
Assistance Listing Number	17.225 (Includes COVID-19 Awards)
Assistance Listing Program Title	Unemployment Insurance (UI)
Compliance Requirement	Special Tests and Provisions – UI Reemployment Programs: Worker Profiling and Reemployment Services (WPRS) and Reemployment Services and Eligibility Assessments (RESEA)
State Entity	Florida Department of Economic Opportunity (FDEO)
Federal Grant/Contract Number and Grant Year	Various
Statistically Valid Sample	N/A
Finding Type	Significant Deficiency
Prior Year Finding	Report No. 2022-189, Finding No. 2021-016
Finding	Certain security controls related to user authentication for the Employ Florida (EF) system need improvement to ensure the confidentiality, integrity, and availability of EF data and related information technology (IT) resources.
Criteria	Security controls are intended to protect the confidentiality, integrity, and availability of system data and related IT resources.
Condition	The FDEO uses the EF system for case management and for the referral of UI claimants to local workforce boards for reemployment assistance services. Our audit disclosed that certain security controls related to EF system user authentication need improvement. We are not disclosing the specific details of the issues in this report to avoid the possibility of compromising EF system data and related IT resources. However, we have notified appropriate FDEO management of the specific issues.
Cause	We are not disclosing the specific details of the issues in this report to avoid the possibility of compromising EF system data or related IT resources.
Effect	Appropriate user authentication controls for the EF system are necessary to decrease the risk that unauthorized individuals may gain access to the system and compromise the confidentiality, integrity, and availability of EF system data and related IT resources.
Recommendation	We recommend that FDEO management improve certain security controls related to EF system user authentication to ensure the confidentiality, integrity, and availability of EF system and related IT resources.
State Entity Response	DEO concurs with the finding; however, DEO is taking steps to achieve resolution. Employ Florida is managed by DEO's contracted vendor, Geographic Solutions. DEO is actively working with the vendor to resolve its vendor's implementation of user authentication controls.

U.S. DEPARTMENT OF LABOR

Finding Number	2022-022
Assistance Listing Number	17.225 (Includes COVID-19 Awards)
Assistance Listing Program Title	Unemployment Insurance (UI)
Compliance Requirement	Special Tests and Provisions - UI Reemployment Programs: Worker Profiling and Reemployment Services (WPRS) and Reemployment Services and Eligibility Assessments (RESEA)
State Entity	Florida Department of Economic Opportunity (FDEO)
Federal Grant/Contract Number and Grant Year	Various
Statistically Valid Sample	N/A
Finding Type	Significant Deficiency
Prior Year Finding	Report No. 2022-189, Finding No. 2021-017
Finding	FDEO records did not evidence a complete January through June 2022 Employ Florida (EF) system user access privilege review or always timely deactivate EF system user accounts for employees who separated from FDEO employment.
Criteria	<p>Florida Department of Management Services Rule 60GG-2.003(1), Florida Administrative Code – Agency information owners are to review access rights (privileges) periodically based on system categorization or assessed risk and ensure that information technology (IT) access is removed when access to the IT resource is no longer required.</p> <p>Periodic reviews of access privileges help ensure that only authorized users have access and that the access privileges provided to each account remain appropriate. An effective periodic review consists of identifying the current access privileges of system users and services and evaluating the assigned access privileges to ensure that they align with user job responsibilities.</p>
Condition	<p>The FDEO uses the EF system for case management and for the referral of UI claimants to local workforce boards for reemployment assistance services. To obtain an understanding of FDEO user access privilege review processes for the EF system, we inquired of FDEO management who indicated that, for the semiannual user access review conducted for the period January through June 2022, the FDEO did not follow up with supervisors who did not respond to the review request. Consequently, FDEO records did not evidence a complete periodic review of EF system user access privileges.</p> <p>In addition, our review of user access and employment records for the 23 EF system users whose EF system user access privileges were deactivated during the period July 2021 and April 2022, and who had separated from FDEO employment disclosed that the FDEO did not timely deactivate the access privileges for 3 of the EF system users. Specifically, the access privileges for the 3 users were deactivated 6, 35, and 60 days after the users' employment separation dates. In addition, our review of user access and employment records for the 50 FDEO employees with active EF system user accounts as of May 4, 2022, disclosed that the FDEO did not deactivate the access privileges for 1 user, although 166 days had elapsed since the user's employment separation date. Notwithstanding the untimely deactivation of access privileges, our audit disclosed that none of the 4 user accounts were used to access the EF system subsequent to the users' employment separation dates.</p>
Cause	FDEO management indicated that, despite follow up efforts, supervisors do not always respond to user access review requests. In addition, FDEO management indicated that the untimely deactivation of EF system access privileges was due to supervisors not timely submitting requests to deactivate the employees' EF system access privileges.

Effect	Periodic reviews of IT user access privileges and prompt deactivation of EF system user access privileges upon an employee's separation from FDEO employment provides FDEO management assurance that user access privileges are authorized and remain appropriate. Additionally, timely deactivation of IT user access privileges limits the potential for unauthorized disclosure, modification, or destruction of FDEO data and IT resources by former employees or others.
Recommendation	We recommend that FDEO management ensure that complete periodic reviews of EF system user access privileges are adequately performed and documented in FDEO records. We also recommend that FDEO management enhance controls to ensure that EF system user access privileges are deactivated immediately upon a user's separation from FDEO employment.
State Entity Response	DEO concurs with the finding; however, DEO is taking steps to achieve resolution. The Internal security unit (ISU) has taken steps to correct this issue. DEO's policy 6.02.02, "Protect Information Resources," contains DEO's policy regarding access control; this policy is being updated. The ISU team is drafting a supplement to policy 6.02.02, providing additional guidance for users and managers with access.

U.S. DEPARTMENT OF LABOR

Finding Number	2022-023
Assistance Listing Number	17.225 (Includes COVID-19 Awards)
Assistance Listing Program Title	Unemployment Insurance (UI)
Compliance Requirement	Special Tests and Provisions – Employer Experience Rating and Match with Internal Revenue Service 940 Federal Unemployment Tax Act Tax Form
State Entity	Florida Department of Revenue (FDOR)
Federal Grant/Contract Number and Grant Year	Various
Statistically Valid Sample	N/A
Finding Type	Significant Deficiency
Prior Year Finding	Report No. 2022-189, Finding No. 2021-038
Finding	Certain security controls related to user authentication for the System for Unified Taxation (SUNTAX) need improvement to ensure the confidentiality, integrity, and availability of SUNTAX data and related information technology (IT) resources.
Criteria	Security controls are intended to protect the confidentiality, integrity, and availability of system data and related IT resources.
Condition	<p>The FDOR uses SUNTAX to register and monitor taxpayers, collect tax payments, and enforce State tax law. Additionally, SUNTAX is used as a case and tax refund management system that produces reports and distributes funds.</p> <p>Our audit disclosed that certain security controls related to SUNTAX user authentication need improvement. We are not disclosing the specific details of the issues in this report to avoid the possibility of compromising SUNTAX data and related IT resources. However, we have notified appropriate FDOR management of the specific issues.</p>
Cause	We are not disclosing the specific details of the issues in this report to avoid the possibility of compromising the SUNTAX data or related IT resources.
Effect	Appropriate user authentication controls for SUNTAX are necessary to decrease the risk that unauthorized individuals may gain access to the system and compromise the confidentiality, integrity, and availability of SUNTAX data and related IT resources.
Recommendation	We recommend that FDOR management improve certain security controls related to SUNTAX user authentication to ensure the confidentiality, integrity, and availability of SUNTAX data and related IT resources.
State Entity Response	We concur with this recommendation. The security controls will be implemented at the network level by June 30, 2023, for all users and essential IT workers as defined by 60GG-2, F.A.C.

THIS PAGE INTENTIONALLY LEFT BLANK

Finding Numbers 2022-024 and 2022-025 Not Used.

U.S. DEPARTMENT OF THE TREASURY

Finding Number 2022-026
Assistance Listing Number 21.023 (Includes COVID-19 Awards)
Assistance Listing Program Title Emergency Rental Assistance (ERA) Program
Compliance Requirement Reporting
State Entity Florida Department of Children and Families (FDCF)
Federal Grant/Contract Number and Grant Year ERA0349 2021
Statistically Valid Sample N/A
Finding Type Opinion Qualification and Material Weakness

Finding The FDCF did not always correctly report performance data in ERA monthly reports and FDCF records did not support financial data included in ERA quarterly reports.

Criteria Coronavirus Aid, Relief, and Economic Security Act (CARES Act) (Public Law 116-136) – Section 15011(b) required that on monthly basis and not later than 10 days after the end of each calendar quarter, agencies report to the U.S. Department of the Treasury project or activity obligations and expenditures.

Condition During the 2021-22 fiscal year, the FDCF submitted 11 ERA1 monthly reports, 5 ERA2 monthly reports, 4 ERA1 quarterly reports, and 1 ERA2 quarterly report to the U.S. Department of the Treasury. As noted in the table below, our review of the monthly reports and supporting FDCF records disclosed that the FDCF did not always accurately report the number of unique households that received ERA assistance.

ERA Report Type	Month	Number of Households Reported	Actual Number of Households	Difference
ERA1	July 2021	4,319	5,160	841
ERA1	August 2021	21,025	22,821	1,796
ERA1	September 2021	18,105	29,293	11,188
ERA1	October 2021	26,321	47,339	21,018
ERA1	November 2021	73,937	65,844	(8,093)
ERA1	December 2021	78,209	85,381	7,172
ERA1	January 2022	26,060	85,782	59,722
ERA2	January 2022	17,574	16,825	(749)

In addition, our review of the 5 ERA quarterly reports found that FDCF records did not support the Cumulative Obligations to Date or Cumulative Expenditures to Date reported and shown in the following table.

ERA Report Type	Quarter Ended	Cumulative Obligations to Date	Cumulative Expenditures to Date
ERA1	June 30, 2021	\$ -	\$ 98,131,118.59
ERA1	September 30, 2021	45,510,782.81	284,245,098.08
ERA1	December 31, 2021	40,906,858.93	748,849,021.96
ERA1	March 31, 2022	-	-
ERA2	March 31, 2022	258,368,271.67	201,285,704.73

Also, FDCF management indicated that the ERA reports were reviewed and approved by management prior to submittal to the U.S. Department of the Treasury; however, the FDCF could not provide documentation demonstrating the review and approval.

Cause

According to FDCF management, the number of households that received ERA assistance were reported incorrectly and obligation and expenditure amounts were not supported due to missing data elements in the monthly and quarterly supporting files for the ERA monthly and quarterly reports. In addition, FDCF management indicated that the reports were reviewed and approved by management; however, documentation of such review was not maintained.

Effect

The FDCF reported inaccurate or unsupported data to the U.S. Department of the Treasury.

Recommendation

We recommend that the FDCF ensure that the data submitted on ERA reports is accurate and adequately supported by FDCF records.

State Entity Response

In April 2021, the Emergency Rental Assistance Program was initiated, and a vendor was hired to administer the program for Florida. The program assisted eligible clients who were unable to pay rent and/or utilities due to the COVID-19 Pandemic. In May 2021, the OUR Florida Program began issuing benefits to eligible customers while at the same time the U.S. Department of the Treasury updated program guidance and requirements.

In January 2022, to ensure the accuracy of reports provided, specifically required data elements in the supporting files, the Florida Department of Children and Families (FDCF) made improvements to the reporting process with the vendor.

To ensure overall compliance with the Emergency Rental Assistance Program, the FDCF hired a vendor to conduct a financial and reconciliation review and an eligibility compliance review of the program.

U.S. DEPARTMENT OF EDUCATION

Finding Number	2022-027
Assistance Listing Number	84.002 84.282 84.287 84.365
Assistance Listing Program Title	Adult Education – Basic Grants to States Charter Schools Twenty-First Century Community Learning Centers English Language Acquisition State Grants
Compliance Requirement	Activities Allowed or Unallowed, Allowable Costs/Cost Principles, Cash Management (IT Cycle Matrix tab – Filter for FLAGS)
State Entity	Florida Department of Education (FDOE)
Federal Grant/Contract Number and Grant Year	V002A200009 2020 and V002A210009 2021 S282A200017 2020 S287C200009 2020 and S287C210009 2021 S365A200009 2020 and S365A210009 2021
Statistically Valid Sample Finding Type	N/A Significant Deficiency
Finding	The FDOE did not always timely deactivate Florida Grants System (FLAGS) user access privileges upon an employee's separation from FDOE employment.
Criteria	Florida Department of Management Services Rule 60GG-2.003(1)8., Florida Administrative Code – Agencies are to ensure that information technology (IT) access privileges are removed when access to the IT resource is no longer required.
Condition	FLAGS provides users a single access location for the management and tracking of grants and the distribution of funds and facilitates communication between the FDOE and recipient agencies. Our review of user access and employment records for the 55 FLAGS users who separated from FDOE employment during the period July 1, 2021, through May 3, 2022, disclosed that the FDOE did not timely deactivate the access privileges for 8 FLAGS users. Specifically, the access privileges for 2 users were deactivated 4 and 7 days after the users' employment separation dates and the access privileges for 6 users had not been deactivated as of May 3, 2022, although 155 to 271 days (an average of 231 days) had elapsed since the users' employment separation dates. Notwithstanding the untimely deactivation of access privileges, our audit disclosed that none of the 8 user accounts were used to access FLAGS subsequent to the users' employment separation dates.
Cause	According to FDOE management, the FDOE had not established a sufficient process for disabling FLAGS user access privileges upon a user's separation from FDOE employment.
Effect	Prompt deactivation of user access privileges upon an employee's separation from FDOE employment provides FDOE management assurance that user access privileges are authorized and remain appropriate. Additionally, timely deactivation of IT user access privileges limits the potential for unauthorized disclosure, modification, or destruction of FDOE data and IT resources by former employees or others.
Recommendation	We recommend that FDOE management establish a process to ensure that FLAGS user access privileges are deactivated immediately upon a user's separation from FDOE employment.

State Entity Response

On March 3rd, 2022, FDOE established a process enhancing its security controls to ensure for the timely deactivation of user access privileges immediately upon their separation from FDOE employment.

U.S. DEPARTMENT OF EDUCATION

Finding Number 2022-028
Assistance Listing Number 84.287
Assistance Listing Program Title Twenty-First Century Community Learning Centers (21st CCLC)
Compliance Requirement Subrecipient Monitoring
State Entity Florida Department of Education (FDOE)
Federal Grant/Contract Number and Grant Year S287C200009 2020 and S287C210009 2021
Statistically Valid Sample No
Finding Type Noncompliance and Significant Deficiency

Finding The FDOE did not always monitor subrecipients in accordance with established procedures or clearly evidence expectations regarding timely follow up by subrecipients regarding issues noted during monitoring.

Criteria 2 CFR 200.332(d) – *Requirements for pass-through entities* – All pass-through entities must monitor the activities of the subrecipient as necessary to ensure that the subaward is used for authorized purposes, in compliance with Federal statutes, regulations, and the terms and conditions of the subaward, and that subaward performance goals are achieved. Monitoring of the subrecipient must include reviewing financial and performance reports, following-up and ensuring that the subrecipient takes timely and appropriate action on all deficiencies pertaining to the Federal award detected through audits, on-site reviews, and other means, and issuing management decisions as required by 2 CFR 200.521.

FDOE 21st CCLC Monitoring and Compliance Unit Standard Operating Procedures (Procedures) – Subrecipient monitoring is conducted using a tiered approach where the level of monitoring increases with risk. Tier 1 monitoring includes a quarterly review of a subrecipient’s programmatic and fiscal documentation. As part of Tier 1 monitoring, FDOE personnel are to complete a quarterly document review (QDR) checklist evidencing the results of each monitoring checklist item with designations of Sufficient, Growth, or Insufficient. Instances where Growth or Insufficient monitoring results are noted require follow-up action. Tier 2 monitoring includes supplemental technical assistance determined by Tier 1 monitoring outcomes, and Tier 3 monitoring includes desk or on-site monitoring.

Condition During the 2021-22 fiscal year, the FDOE provided \$72,421,165 in 21st CCLC program funds to 75 subrecipients. Our examination of records of FDOE Tier 1 monitoring completed during the 2021-22 fiscal year for 12 subrecipients disclosed that, for 7 subrecipients, the FDOE did not always complete each quarter’s QDR checklist. Specifically, for 5 subrecipients, 1 QDR checklist was not completed and for 2 subrecipients, 3 QDR checklists were not completed. In addition, for 1 of the 7 subrecipients, the FDOE did not complete all checklist items within another QDR. We also noted that, for all 12 subrecipients, the QDR checklists noted instances of Growth or Insufficient in at least one quarter; however, FDOE records did not always clearly evidence FDOE expectations regarding follow up by the subrecipients regarding the issues noted during the monitoring and, specifically, the time frame for when follow-up actions should be completed.

Cause According to FDOE management, Tier 1 quarterly monitoring was not always appropriately completed due to staffing shortages and turnover. In addition, FDOE management acknowledged that the Procedures do not require the reviewer to document the follow-up actions to be taken or the time frame for corrective action.

Effect

Absent adequate monitoring and timely follow-up with subrecipients, the FDOE cannot demonstrate that the FDOE ensured subrecipient compliance with financial and programmatic grant requirements.

Recommendation

We recommend that the FDOE ensure that monitoring is completed in accordance with FDOE Procedures. In addition, we recommend that the FDOE revise the Procedures to require the reviewer to document the follow-up actions to be taken and the time frame for when follow-up actions should be completed by the subrecipient to ensure that the subaward is used for authorized purposes, in compliance with Federal statutes, regulations, and the terms and conditions of the subaward, and that subaward performance goals are achieved.

State Entity Response

FDOE concurs that during the 2021-22 fiscal year, monitoring of subrecipients was not always consistent in the Quarterly Document Review (QDR) process. This issue has been rectified with review and updating of Standard Operating Procedures (SOP) beginning in February 2023. Accountability for monitoring this process has also been amended.

U.S. DEPARTMENT OF EDUCATION

Finding Number	2022-029
Assistance Listing Number	84.365
Assistance Listing Program Title	English Language Acquisition State Grants (ELAG)
Compliance Requirement	Matching, Level of Effort, Earmarking
State Entity	Florida Department of Education (FDOE)
Federal Grant/Contract Number and Grant Year	S365A200009 2020
Statistically Valid Sample	N/A
Finding Type	Disclaimer of Opinion and Material Weakness
Finding	FDOE records did not evidence that local educational agencies (LEAs) met the maintenance of effort (MOE) requirement.
Criteria	20 USC 7901 - <i>Maintenance of effort</i> – An LEA may receive funds if the State educational agency (SEA) finds that either the combined fiscal effort per student or the aggregate expenditures of the agency and the State with respect to the provision of free public education by the agency for the preceding fiscal year was not less than 90 percent of the combined fiscal effort or aggregate expenditures for the second preceding fiscal year. In addition, the SEA shall reduce the amount of the allocation of funds under a covered program in any fiscal year in the exact proportion by which an LEA fails to meet the requirement by falling below 90 percent of both the combined fiscal effort per student and aggregate expenditures (using the measure most favorable to the local agency), if such LEA has also failed to meet such requirement (as determined using the measure most favorable to the local agency) for 1 or more of the 5 immediately preceding fiscal years.
Condition	During the 2021-22 fiscal year, the FDOE compared 2020-21 to 2019-20 fiscal year LEA-reported expenditure data by both the combined fiscal effort per student and aggregate expenditures to determine whether an LEA met the MOE requirement under either method. Our inquiries of FDOE management disclosed, however, that the FDOE did not complete a final MOE calculation using actual expenditures to evaluate whether the LEAs met the MOE requirement. Additionally, our review of the preliminary MOE calculations found that two LEAs did not meet the MOE requirement under either allowable method. Specifically, the two LEAs expended 87.18 and 86.65 percent, respectively, per student, and 87.24 percent and 83.08 percent, respectively, in aggregate expenditures, neither of which satisfied the requirement that expenditures be at least 90 percent of either the per student or aggregate expenditures reported in the prior fiscal year. Since the FDOE did not complete a final MOE calculation, the FDOE could not demonstrate that the LEAs complied with the MOE requirement.
Cause	According to FDOE management, the FDOE had not established procedures to complete a final calculation of MOE compliance because the FDOE relied on the LEAs' single audits.
Effect	Absent the documented completion of a final MOE calculation based on actual expenditures, the FDOE cannot demonstrate LEA compliance with the MOE requirement. Additionally, the FDOE would not be able to appropriately reduce the amount of the ELAG grant allocations in instances where the LEA may not have met the MOE requirement.
Recommendation	We recommend that the FDOE enhance ELAG program procedures to include documented verification that the MOE requirement was met by all LEAs.
State Entity Response	During the audit engagement, FDOE staff reviewed the single audits of the two LEA mentioned by the auditors and found that both LEAs' Title I program was audited and no findings for MOE were made. Considering the cross-cutting nature

of the Title I program with ELAG, FDOE can be assured that the two LEAs cited by the auditors did in fact meet MOE for the 2020-21 fiscal year.

The parameters of the federal single audit are established in the compliance supplement and testing for MOE is included for ESEA programs in the 2022 compliance supplement cross cutting section. Since the single audit covers this fiscal monitoring, it has not been duplicated by the FDOE. Historically, FDOE ran a preliminary MOE calculation using unaudited expenditure data and then relied on the federal award single audits that are required for all Florida local educational agencies (LEAs).

FDOE will review and revise its procedures to ensure MOE compliance.

U.S. DEPARTMENT OF EDUCATION

Finding Number 2022-030
Assistance Listing Number 84.365
Assistance Listing Program Title English Language Acquisition State Grants
Compliance Requirement Matching, Level of Effort, Earmarking
State Entity Florida Department of Education (FDOE)
Federal Grant/Contract Number and Grant Year S365A200009 2020 and S365A210009 2021
Statistically Valid Sample N/A
Finding Type Significant Deficiency
Prior Year Finding Report No. 2022-189, Finding No. 2021-053

Finding Certain security controls related to user authentication for the Comprehensive Management Information System (CMIS) need improvement to ensure the confidentiality, integrity, and availability of CMIS data and related information technology (IT) resources.

Criteria Security controls are intended to protect the confidentiality, integrity, and availability of system data and related IT resources.

Condition The FDOE uses the CMIS to collect student and staff data for use in funding, State reporting, Federal reporting, and leadership decisions. Our audit disclosed that certain security controls related to CMIS user authentication need improvement. We are not disclosing the specific details of the issues in this report to avoid the possibility of compromising CMIS data and related IT resources. However, we have notified appropriate FDOE management of the specific issues.

Cause We are not disclosing the specific details of the issues in this report to avoid the possibility of compromising CMIS data or related IT resources.

Effect Appropriate user authentication controls for the CMIS are necessary to decrease the risk that unauthorized individual may gain access to the system and compromise the confidentiality, integrity, and availability of CMIS data and related IT resources.

Recommendation We recommend that FDOE management improve certain security controls related to CMIS user authentication to ensure the confidentiality, integrity, and availability of CMIS data and related IT resources.

State Entity Response On August 8th, 2022, FDOE enhanced security controls surrounding CMIS user authentication to ensure the confidentiality, integrity and availability of CMIS data and related IT resources.

U.S. DEPARTMENT OF EDUCATION

Finding Number	2022-031
Assistance Listing Number	84.365
Assistance Listing Program Title	English Language Acquisition State Grants (ELAG)
Compliance Requirement	Subrecipient Monitoring
State Entity	Florida Department of Education (FDOE)
Federal Grant/Contract Number and Grant Year	S365A200009 2020 and S365A210009 2021
Statistically Valid Sample	N/A
Finding Type	Noncompliance and Significant Deficiency
Finding	The FDOE did not conduct fiscal monitoring to ensure that subawards were used for authorized purposes.
Criteria	2 CFR 200.332(4)(d) – <i>Requirements for pass-through entities</i> – All pass-through entities must monitor the activities of the subrecipient as necessary to ensure that the subaward is used for authorized purposes, in compliance with Federal statutes, regulations, and the terms and conditions of the subaward, and that subaward performance goals are achieved.
Condition	During the 2021-22 fiscal year, the FDOE provided \$49,205,666 in ELAG program funds to 56 subrecipients. Our review of FDOE monitoring procedures and documentation of FDOE subrecipient monitoring conducted during the 2021-22 fiscal year disclosed that, while the FDOE conducted programmatic monitoring of subrecipient grant requirements, FDOE monitoring efforts did not include fiscal monitoring to ensure that the subawards were used by subrecipients for authorized purposes.
Cause	According to FDOE management, the monitoring process was designed to focus on the programmatic goals of the ELAG program.
Effect	Absent fiscal monitoring of subrecipients, the FDOE cannot demonstrate that the FDOE ensured subrecipient compliance with fiscal grant requirements.
Recommendation	We recommend that the FDOE enhance ELAG program monitoring procedures to include fiscal monitoring to ensure that subawards are used for authorized purposes.
State Entity Response	FDOE concurs with the finding. As recommended by the Florida Auditor General's office, FDOE will implement actions to enhance ELAG program monitoring procedures.

U.S. DEPARTMENT OF EDUCATION

Finding Number	2022-032
Assistance Listing Number	84.425F (Includes COVID-19 Awards)
Assistance Listing Program Title	Education Stabilization Fund (ESF) – Higher Education Emergency Relief Fund (HEERF) Institutional Portion
Compliance Requirement	Activities Allowed or Unallowed and Allowable Costs/Cost Principles
State Entity	University of South Florida (USF)
Federal Grant/Contract Number and Grant Year	P425F200876 2020
Statistically Valid Sample	N/A
Finding Type	Noncompliance Questioned Costs – \$14,700,000
Finding	The USF expended ESF – HEERF Institutional Portion funds for an unallowable purpose.
Criteria	<p>Coronavirus Response and Relief Supplemental Appropriations Act (CRRSAA) (Public Law 116-260) – Section 314 (c)(1) and the American Rescue Plan (ARP) (Public Law 117-2) – Section 2003 allows for an institution of higher education to use the HEERF grant to defray expenses associated with coronavirus, including institutional lost revenue.</p> <p>Section 1004.28, Florida Statutes – A university direct support organization (DSO) is a Florida not-for-profit corporation organized and operated exclusively for the benefit of a State university.</p> <p>USF DSO Bylaws</p> <p>USF Regulation 13.002 – <i>Direct Support Organizations and Health Services Support Organizations</i></p>
Condition	On December 16, 2021, the USF provided ESF – HEERF Institutional Portion funds totaling \$14.7 million to a DSO to defray lost revenue of the DSO. Our review of the DSO’s Bylaws and USF Regulations disclosed that the DSO has sole responsibility for the acts, debts, liabilities, and obligations of the DSO. Consequently, as the DSO was not the direct ESF grant recipient and is a distinct separate organization responsible for its acts, debts, liabilities, and obligations, the DSO was not eligible to receive ESF funds for lost revenue.
Cause	According to USF management, because the DSO was created for the benefit of the USF and the USF Board of Trustees appoints all members of the DSO’s Board of Directors, the DSO is controlled by the USF and operates as an integral part of the USF, and thus was eligible to receive ESF funds for lost revenue.
Effect	The USF expended ESF program funds for an unallowable purpose, reducing the funds available for other allowable purposes.
Recommendation	We recommend that the USF consult with the U.S. Department of Education and, as appropriate, seek reimbursement from the DSO for the amount provided to defray for lost revenue.
State Entity Response	USF will consult with the U.S. Department of Education regarding the allowability of using Education Stabilization Funds (ESF) to defray lost revenue for the University Medical Services Association (UMSA), a USF direct support organization. If required, reimbursement will be sought from UMSA and the ESF funds will be used for other allowable purposes.

U.S. DEPARTMENT OF EDUCATION

Finding Number	2022-033
Assistance Listing Number	84.425 C, D (Includes COVID-19 Awards)
Assistance Listing Program Title	Education Stabilization Fund (ESF) – Governor’s Emergency Education Relief (GEER) Fund, Elementary and Secondary School Emergency Relief (ESSER) Fund
Compliance Requirement	Activities Allowed or Unallowed, Allowable Costs/Cost Principles, Equipment and Real Property Management, Reporting, and Subrecipient Monitoring
State Entity	Florida Department of Education (FDOE)
Federal Grant/Contract Number and Grant Year	S425C200025 2020, S425D200052 2020, S425C210025 2021, S425D210052 2021
Statistically Valid Sample	N/A
Finding Type	Material Weakness and Disclaimer of Opinion: Activities Allowed or Unallowed, Allowable Costs/Cost Principles, Equipment/Real Property Management, and Reporting Opinion Qualification: Subrecipient Monitoring
Prior Year Finding	Report No. 2022-189, Finding No. 2021-056
Finding	FDOE monitoring activities did not validate the allowability of actual subrecipient ESF program expenditures.
Criteria	<p>2 CFR 200.332 – <i>Requirements for pass-through entities</i> – All pass-through entities must monitor the activities of the subrecipient as necessary to ensure that the subaward is used for authorized purposes, in compliance with Federal statutes, regulations, and the terms and conditions of the subaward, and that subaward performance goals are achieved. Pass-through entity monitoring of the subrecipient must include reviewing financial and performance reports required by the pass-through entity.</p> <p>2 CFR 200.403 – <i>Factors affecting allowability of costs</i> – Costs must be adequately documented to be allowable under Federal awards.</p> <p>34 CFR 76.720 – <i>State reporting requirements</i> – A state must submit reports required by the United States Department of Education (USED).</p> <p>Federal Register, Volume 85, No. 146, issued Wednesday, July 29, 2020 – <i>Education Stabilization Fund – Elementary and Secondary School Emergency Relief (ESSER) Fund Recipient Data Collection Form</i>. This guidance provides for an annual collection of data pertaining to the uses of funds under the ESSER Fund.</p> <p>USED – <i>Certification and Agreement for Funding under the Education Stabilization Fund Program Elementary and Secondary School Emergency Relief Fund</i> – The State Educational Agency will comply with all reporting requirements, including those in Section 15011(b)(2) of Division B of the CARES Act, and submit required quarterly reports to the Secretary at such time and in such manner and containing such information as the Secretary may subsequently require.</p> <p>FDOE <i>Project Application and Amendment Procedures for Federal and State Programs – Green Book</i></p>

Condition

As illustrated below, during the 2021-22 fiscal year, the FDOE expended ESF program funds totaling approximately \$2 billion.

Program	Count of Subawards	2021-22
		Fiscal Year Expenditures
ESSER I	287	\$ 188,232,751
ESSER II	383	1,734,089,419
GEER I	227	46,556,151
GEER II	19	863,093
Total	916	<u>\$1,969,741,414</u>

FDOE procedures required all applicants for FDOE subawards to provide, prior to award, a Budget Narrative Form documenting the financial plan and uses of funds for carrying out project objectives, services, and activities. FDOE procedures also required subrecipients to maintain documentation for all expenditures and, upon completion of the project, to submit to the FDOE a Final Project Disbursement Report of actual expenditures incurred. To validate the allowability of the expenditures, the FDOE was to conduct monitoring, which may include but was not limited to, on-site visits, limited-scope audits, and reviewing information gathered from required reports.

Our inquiries of FDOE management disclosed that, although \$1,969,741,414 in ESF program funds were expended during the 2021-22 fiscal year, the FDOE did not perform monitoring activities subsequent to the approval of the subrecipients' Budget Narrative Forms to validate the allowability of the subrecipients' actual expenditures. As a result, we could not determine whether the expenditures, including expenditures for equipment and real property, were allowable and in accordance with the grant terms and conditions. We also could not validate information reported in the annual report submitted to the USED.

Cause

According to FDOE management, the FDOE entered into an agreement for the monitoring of the subrecipients on May 2, 2022. No monitoring was completed during the 2021-22 fiscal year due to the timing of the execution of the contract.

Effect

Absent monitoring activities that validate the allowability of actual subrecipient expenditures, the FDOE has limited assurance that subrecipient ESF program expenditures are for allowable purposes, subrecipients were compliant with financial and programmatic grant agreement requirements, or that the annual report submitted to the USED is accurate.

Recommendation

We recommend that FDOE management ensure that monitoring activities that validate the allowability of ESF program expenditures, verify the accuracy of annual report information submitted to the USED, and assess subrecipient compliance with Federal statutes, regulations, and the terms and conditions of the subaward, are appropriately performed.

State Entity Response

The Department disagrees that its subrecipient monitoring for the Education Stabilization Fund (ESF) programs in 2021-22 was insufficient. Subrecipient monitoring begins with application and budget review. For all ESF programs, except for the ESSER II Advance Lump Sum program, the Department required LEAs to submit an application and detailed budget outlining anticipated expenditures. The Department reviews the detailed budget to ensure all anticipated expenditures are allowable prior to making the award. In addition, all subgrantees undergo a risk analysis prior to receiving an award. At the end of the program period, LEAs submit a Final Disbursement Report that aids in verifying that actual expenditures match the approved budget. All LEAs in Florida are

subject to an annual independent audit and a federal single audit. All of these activities constitute monitoring.

In addition to these activities, as noted in the finding, the Department has already contracted with a vendor to provide additional subrecipient monitoring to include sampling expenditures, procurement activities, inventories and other programmatic requirements. This monitoring has occurred and is continuing to occur within the program period for each of the ESSER and GEER grants. We note that all of the ESF programs are multi-year programs, and still within the program period at the close of this audit reporting period (6/30/22). We also note that the ESSER and GEER programs are emergency programs, not recurring in nature; and therefore the processes, scope and contracts for monitoring took time to put into place. Under the circumstances presented, the timeline and process for monitoring has been reasonable and sufficient.

The Department disagrees that due to the fact that the “FDOE did not perform monitoring activities subsequent to the approval of the subrecipients’ Budget Narrative forms to validate the allowability of the subrecipients’ actual expenditures,” the auditors “could not determine whether the expenditures, including expenditures for equipment and real property “were allowable and in accordance with the grant terms and conditions.” All expenditures are required to be documented by all subrecipients and are subject to sampling and validation by auditors using ordinary sampling and verification. Indeed, it is recognized that fiscal monitoring and auditing should not be duplicative; the Department is not required to monitor for those requirements covered by the single audit. The very fact that every LEA in Florida is covered by an independent audit that includes the federal single audit is an element of monitoring that ensures compliance.

Follow-Up to Management’s Response

FDOE management indicated in their written response that the FDOE disagreed that its subrecipient monitoring for the ESF programs in 2021-22 was insufficient, and cited various activities that constituted monitoring, including that the LEAs are subject to an independent audit that includes the Federal single audit. In addition, FDOE management indicated that the FDOE had contracted with a vendor to provide additional subrecipient monitoring, including sampling of expenditures. Notwithstanding, the Uniform Guidance requires the pass-through entity (i.e., the FDOE) to conduct additional monitoring efforts based on an assessment of subrecipient risk to ensure that the subaward is used for authorized purposes. While obtaining and reviewing subrecipient single audit reports is one aspect of subrecipient monitoring, the FDOE’s risk assessment noted that certain LEAs were higher risk. Consequently, reviewing the single audit reports for all LEAs as the only monitoring effort would not constitute risk-based monitoring and does not ensure compliance. Additionally, the FDOE did not contract with the vendor to provide additional subrecipient monitoring until May 2022 and, due to the timing of the contract, the vendor did not complete subrecipient monitoring during the 2021-22 fiscal year. Consequently, the finding and related recommendation stand as presented.

U.S. DEPARTMENT OF HEALTH AND HUMAN SERVICES

U.S. DEPARTMENT OF AGRICULTURE

Finding Number	2022-034
Assistance Listing Number	10.551 and 10.561 (Includes COVID-19 Awards) 93.558 (Includes COVID-19 Awards) 93.566 93.767 (Includes COVID-19 Awards) 93.775, 93.777, and 93.778 (Includes COVID-19 Awards)
Assistance Listing Program Title	Supplemental Nutrition Assistance Program (SNAP) Cluster, Temporary Assistance for Needy Families (TANF), Refugee and Entrant Assistance – State Administered Programs, Children’s Health Insurance Program, and Medicaid Cluster
Compliance Requirement	Activities Allowed or Unallowed, Allowable Costs/Cost Principles, Eligibility, Reporting, and Special Tests and Provisions – Automated Data Processing System for SNAP, Child Support Non-Cooperation, Income Eligibility and Verification System, Penalty for Refusal to Work, and Penalty for Failure to Comply with Work Verification Plan
State Entity	Florida Department of Children and Families (FDCF)
Federal Grant/Contract Number and Grant Year	2101FLTANF 2021 and 2201FLTANF 2022 1901FLRSOC 2019, 2001FLRSOC 2020, 2101FLRCMA 2021, and 2201FLRCMA 2105FL5021 2021 and 2205FL5021 2022 2105FL5MAP 2021 and 2205FL5MAP 2022
Statistically Valid Sample Finding Type	N/A Significant Deficiency
Prior Year Finding	Report No. 2022-189, Finding No. 2021-060
Finding	Certain security controls related to user authentication for the Florida Online Recipient Integrated Data Access (FLORIDA) system need improvement to ensure the confidentiality, integrity, and availability of FLORIDA system data and related information technology (IT) resources.
Criteria	Security controls are intended to protect the confidentiality, integrity, and availability of data and related IT resources.
Condition	The FDCF uses the FLORIDA system as a public assistance eligibility determination system. Our audit disclosed that certain security controls related to FLORIDA system user authentication need improvement. We are not disclosing the specific details of the issues in this report to avoid the possibility of compromising FLORIDA system data and related IT resources. However, we have notified appropriate FDCF management of the specific issues.
Cause	We are not disclosing the specific details of the issues in this report to avoid the possibility of compromising FLORIDA system data or related IT resources.
Effect	Appropriate user authentication controls for the FLORIDA system are necessary to decrease the risk that unauthorized individuals may gain access to the system and compromise the confidentiality, integrity, and availability of FLORIDA system data and related IT resources.
Recommendation	We recommend that FDCF management improve certain security controls related to FLORIDA system user authentication to ensure the confidentiality, integrity, and availability of FLORIDA system data and related IT resources.

State Entity Response

February 27, 2023, the Florida Department of Children and Families enhanced compensating controls related to the FLORIDA system user authentication to ensure the confidentiality, integrity, and availability of FLORIDA system data and related IT resources. We are not disclosing the specific details of the enhancements in this report to avoid the possibility of compromising FLORIDA system data and related IT resources.

U.S. DEPARTMENT OF HEALTH AND HUMAN SERVICES

Finding Number	2022-035
Assistance Listing Number	93.566 93.767 (Includes COVID-19 Awards) 93.775, 93.777, and 93.778 (Includes COVID-19 Awards)
Assistance Listing Program Title	Refugee and Entrant Assistance – State Administered Programs (REAP) Children’s Health Insurance Program (CHIP) Medicaid Cluster
Compliance Requirement	Activities Allowed or Unallowed, Allowable Costs/Cost Principles, Eligibility, Reporting, and Special Tests and Provisions – Automated Data Processing Risk Analysis and System Security Review; Provider Eligibility (Screening and Enrollment); and Medicaid National Correct Coding Initiative (NCCI)
State Entity	Florida Agency for Health Care Administration (FAHCA)
Federal Grant/Contract Number and Grant Year	1901FLRSOC 2019, 2001FLRSOC 2020, 2101FLRCMA 2021, and 2201FLRCMA 2105FL5MAP 2021 and 2205FL5MAP 2022
Statistically Valid Sample Finding Type	N/A Significant Deficiency
Prior Year Finding	Report No. 2022-189, Finding No. 2021-078
Finding	Certain security controls related to user authentication for the Florida Medicaid Management Information System (FMMIS) need improvement to ensure the confidentiality, integrity, and availability of FMMIS data and related information technology (IT) resources.
Criteria	Security controls are intended to protect the confidentiality, integrity, and availability of system data and related IT resources.
Condition	The FAHCA uses FMMIS to enroll and reimburse providers and maintain eligibility and provider enrollment data for the REAP, CHIP, and Medicaid programs. Our audit disclosed that certain security controls related to FMMIS user authentication need improvement. We are not disclosing the specific details of the issues in this report to avoid the possibility of compromising FMMIS data and related IT resources. However, we have notified appropriate FAHCA management of the specific issues.
Cause	We are not disclosing the specific details of the issues in this report to avoid the possibility of compromising FMMIS data or related IT resources.
Effect	Appropriate user authentication controls for FMMIS are necessary to decrease the risk that unauthorized individuals may gain access to the system and compromise the confidentiality, integrity, and availability of FMMIS data and related IT resources.
Recommendation	We recommend that FAHCA management improve certain security controls related to FMMIS user authentication to ensure the confidentiality, integrity, and availability of FMMIS data and related IT resources.
State Entity Response	The FAHCA concurs that appropriate user authentication controls for FMMIS are necessary to decrease the risk that unauthorized individuals may gain access to the system and compromise the confidentiality, integrity, and availability of FMMIS data and related IT resources.

U.S. DEPARTMENT OF HEALTH AND HUMAN SERVICES

U.S. DEPARTMENT OF AGRICULTURE

Finding Number	2022-036
Assistance Listing Number	10.551 and 10.561 (Includes COVID-19 Awards) 93.558 (Includes COVID-19 Awards) 93.566 93.767 (Includes COVID-19 Awards) 93.775, 93.777, and 93.778 (Includes COVID-19 Awards)
Assistance Listing Program Title	Supplemental Nutrition Assistance Program (SNAP) Cluster, Temporary Assistance for Needy Families (TANF), Refugee and Entrant Assistance – State Administered Programs, Children’s Health Insurance Program, and Medicaid Cluster
Compliance Requirement	Activities Allowed or Unallowed, Allowable Costs/Cost Principles, Eligibility, Reporting, and Special Tests and Provisions – Automated Data Processing System for SNAP, Child Support Non-Cooperation, Income Eligibility and Verification System, Penalty for Refusal to Work, and Penalty for Failure to Comply with Work Verification Plan
State Entity	Florida Department of Children and Families (FDCF)
Federal Grant/Contract Number and Grant Year	2102FLTANF 2021 and 2201FLTANF 2022 1901FLRSOC 2019, 2001FLRSOC 2020, 2101FLRCMA 2021, and 2201FLRCMA 2105FL5021 2021 and 2205FL5021 2022 2105FL5MAP 2021 and 2205FL5MAP 2022
Statistically Valid Sample Finding Type	N/A Significant Deficiency
Finding	The FDCF did not always timely deactivate the Florida Online Recipient Integrated Data Access (FLORIDA) system access privileges for employees who separated from FDCF employment and, in one instance, a former employee used their account to inappropriately access the FLORIDA system subsequent to termination.
Criteria	Florida Department of Management Services Rule 60GG-2.003(1)(a)8., Florida Administrative Code – Agency information owners are to ensure that information technology (IT) access is removed when access to the IT resource is no longer required.
Condition	<p>The FDCF uses the FLORIDA system as a public assistance eligibility determination system. Our review of user access and employment records for the 191 FDCF FLORIDA system users whose access privileges were deactivated during the period July 1, 2021, through May 23, 2022, and who had separated from FDCF employment disclosed that the FDCF did not timely deactivate the access privileges for 95 of the FLORIDA system users assigned 102 user accounts. Specifically, the employees’ access privileges were deactivated 2 to 273 days (an average of 15 days) after employment separation. Additionally, we noted that one of the untimely deactivated FLORIDA system user accounts was used by the former employee to access the FLORIDA system the day after their separation from FDCF employment.</p> <p>In addition, our review of user access and employment records for the 4,250 FLORIDA system user accounts assigned to FDCF employees as of June 10, 2022, disclosed that the FDCF did not timely deactivate the access privileges for 6 users after their separation from FDCF employment. For 2 of the employees, the FDCF did not deactivate the access privileges until August 10, 2022, and September 1, 2022, 216 and 154 days, respectively, after the employees separated from FDCF employment. For the other 4 employees,</p>

the FDCF did not deactivate the access privileges until February 1, 2023, subsequent to our audit inquiry, and 279, 397, 411, and 446 days after the employees separated from FDCF employment. Although requested, the FDCF did not provide documentation evidencing whether the 6 user accounts were used to access the FLORIDA system subsequent to the users' employment separation.

Cause

FDCF management indicated that the accounts were not timely deactivated due to employee oversight and delays receiving employee termination information. In addition, the employee was able to access the FLORIDA system subsequent to termination because the FDCF had not collected the employee's assigned laptop.

Effect

Prompt deactivation of FLORIDA system user access privileges and collection of all assigned IT equipment upon an employee's separation from FDCF employment would provide FDCF management assurance that user access privileges are authorized and remain appropriate and limits the potential for unauthorized disclosure, modification, or destruction of FDCF data and IT resources by former employees or others.

Recommendation

We recommend that FDCF management enhance controls to ensure that all assigned IT equipment is collected from employees prior to employment termination and FLORIDA system user access privileges are deactivated immediately upon a user's separation from FDCF employment.

State Entity Response

The Florida Department of Children and Families (FDCF) will review current policies and practices associated with deactivating IT resources when FDCF system users separate from the FDCF. Based on this analysis, by April 30, 2023, the FDCF will develop a plan to enhance management controls for deactivating IT resources upon a user's separation from FDCF employment. The FDCF will then identify corrective measures to ensure that FLORIDA system user access privileges are deactivated per Rule 60GG-2.003(1)(a)8. The FDCF will establish a schedule by May 30, 2023, and update the Corrective Action Plan.

U.S. DEPARTMENT OF HEALTH AND HUMAN SERVICES

U.S. DEPARTMENT OF AGRICULTURE

U.S. DEPARTMENT OF LABOR

Finding Number	2022-037
Assistance Listing Number	Various (See Condition)
Assistance Listing Program Title	Various (See Condition)
Compliance Requirement	Activities Allowed or Unallowed, Allowable Costs/Cost Principles, Eligibility, Matching, Level of Effort, Earmarking, Period of Performance, Reporting, Subrecipient Monitoring, and Special Tests and Provisions
State Entity	Florida Department of Management Services (FDMS)
Federal Grant/Contract Number and Grant Year	Various
Statistically Valid Sample	N/A
Finding Type	Significant Deficiency
Prior Year Finding	Report No. 2022-189, Finding No. 2021-061
Finding	In our information technology (IT) operational audit report No. 2022-179, <i>Department of Management Services – State Data Center Operations</i> , dated March 2022, we noted in Finding 4 that State Data Center (SDC) processes for performing and documenting periodic access reviews for the network, Windows server, open systems, and Oracle database environments did not adequately ensure that assigned access privileges remained appropriate. As of June 2022, the FDMS had not corrected the identified deficiencies.
Criteria	FDMS Rule 60GG-2.003(1)(a)6., Florida Administrative Code – <i>Access Control</i> – Agency information owners are to review access rights (privileges) periodically based on system categorization or assessed risk.
Condition	<p>The SDC, established within the FDMS, provides data center services for customer entities. As part of our IT operational audit and evaluation of SDC access controls, we noted that SDC periodic access privilege review processes did not adequately ensure that assigned access privileges remained appropriate. Specifically:</p> <ul style="list-style-type: none">• In response to our request for documentation of periodic reviews performed for Windows server local administrative accounts and Active Directory administrative accounts, SDC management indicated that, in accordance with the SDC <i>Active Directory Account Audit Procedure</i>, periodic reviews of administrative accounts were initiated using a scheduled task that ran a script biweekly in all SDC-managed domains. The script generated a report of administrative accounts for each domain and automatically converted the reports to service requests requiring SDC personnel review. Our examination of the reports generated on June 14, 2021, and June 28, 2021, found that the reports did not include all administrative accounts for the respective domains. Instead, the script only reported the <i>Enterprise</i>, <i>Schema</i>, and <i>Domain Admins</i> security groups for Active Directory and did not include in the reports the <i>Administrators</i> security group. Additionally, reports were not generated, nor was access reviewed, for Windows server local administrative accounts.• For Oracle database access, SDC management only reviewed the access of Database Section personnel on an annual basis and the reviews were limited to verifying the authorizations for individually assigned accounts in the service management system. Additionally, the reviews were not conducted from a system-generated listing of all active administrative Oracle database

accounts and, as a result, administrative accounts for the SDC-managed Oracle databases could be omitted from review.

- For open systems access, SDC management annually reviewed administrative-level access to the open systems servers by verifying the access authorizations in the service management system for Open Systems Section personnel. However, the reviews were not conducted using a system-generated list of the administrative-level accounts for each server and, as a result, accounts on the open systems servers could be omitted from review.

The SDC provides services for various systems managed by the Florida Department of Children and Families (FDCF), Florida Division of Emergency Management (FDEM), Florida Department of Economic Opportunity (FDEO), Florida Department of Health (FDOH), and the Florida Department of Revenue (FDOR). Systems at the FDCF include the Florida Online Recipient Integrated Data Access System, the GRANT System, the Collocated Cost Journal Transfer System, and the Integrated Benefit Recovery System. The system at the FDEM is the Florida PA System. The system at the FDEO is the Reemployment Assistance Claims and Benefits Information System (RA System). The system at the FDOH is the Management Information and Payment System. The system at the FDOR is the System for Unified Taxation.

These systems are used to administer aspects of the following major Federal programs:

10.551 and 10.561 – Supplemental Nutrition Assistance Program Cluster (Includes COVID-19 Awards)

17.225 – Unemployment Insurance (Includes COVID-19 Awards)

93.268 – Immunization Cooperative Agreements (Includes COVID-19 Awards)

93.558 – Temporary Assistance for Needy Families (Includes COVID-19 Awards)

93.566 – Refugee and Entrant Assistance – State Administered Programs

93.667 – Social Services Block Grant

93.775, 93.777, and 93.778 – Medicaid Cluster (Includes COVID-19 Awards)

93.917 – HIV Care Formula Grants

93.958 – Block Grants for Community Mental Health Services (Includes COVID-19 Awards)

According to FDMS management, the FDMS had not corrected the identified deficiencies. Consequently, the uncorrected deficiencies remained a significant deficiency for the 2021-22 fiscal year.

Cause

In response to our audit inquiry, SDC management indicated the following:

- The script used to assist in the periodic review of Windows server local administrative accounts and Active Directory administrative accounts was created in 2017 and, although modified in 2018, neither the *Administrators* security group nor the Windows server local administrative accounts were added to the script.
- The existing reviews of Oracle database access were sufficient. Notwithstanding, the reviews excluded access assigned to shared administrative accounts and accounts assigned to individuals outside of the Database Section, such as SDC personnel, customer entities, and historical accounts from prior data center administrations.
- The reviews of open system access were sufficient because all Open Systems personnel with root shell access had the same access privileges for

all open systems servers, and that periodic reviews on a server-by-server basis would yield the same results as the existing reviews from the service management system. Notwithstanding, the reviews performed excluded access assigned to individuals outside the Open Systems Section, such as other SDC personnel, SDC customer entities, and historical accounts from prior data center administrations.

Effect Absent comprehensive reviews of logical access privileges using system-generated lists, management's assurance that access privileges were properly authorized and remain appropriate is limited.

Recommendation We recommend that SDC management ensure that comprehensive and documented periodic reviews of logical access privileges are conducted using system-generated lists of all user and service accounts.

State Entity Response NWRDC has formed a Policy Review Committee that reviews and compares the policies and procedures for both entities. Policies and procedures that are affected by audit findings will take precedence during the review. We will review the current policy and procedure related to this finding to strengthen it to mitigate this finding until we find a more permanent solution.

U.S. DEPARTMENT OF HEALTH AND HUMAN SERVICES

U.S. DEPARTMENT OF AGRICULTURE

U.S. DEPARTMENT OF LABOR

Finding Number	2022-038
Assistance Listing Number	Various (See Condition)
Assistance Listing Program Title	Various (See Condition)
Compliance Requirement	Activities Allowed or Unallowed, Allowable Costs/Cost Principles, Eligibility, Matching, Level of Effort, Earmarking, Period of Performance, Reporting, Subrecipient Monitoring, and Special Tests and Provisions
State Entity	Florida Department of Management Services (FDMS)
Federal Grant/Contract Number and Grant Year	Various
Statistically Valid Sample	N/A
Finding Type	Significant Deficiency
Prior Year Finding	Report No. 2022-189, Finding No. 2021-062
Finding	In our information technology (IT) operational audit report No. 2022-179, <i>Department of Management Services – State Data Center Operations</i> , dated March 2022, we noted in Finding 7 that certain State Data Center (SDC) security controls related to logical access, user authentication, and logging and monitoring need improvement to ensure the confidentiality, integrity, and availability of SDC and customer entity data and related IT resources. As of June 2022, the FDMS had not corrected the identified deficiencies.
Criteria	Security controls are intended to protect the confidentiality, integrity, and availability of data and IT resources.
Condition	<p>The SDC, established within the FDMS, provides data center services for customer entities. Our IT operational audit procedures disclosed that certain SDC security controls related to logical access, user authentication, and logging and monitoring need improvement. We are not disclosing specific details of the issues in this report to avoid the possibility of compromising customer entity data and related IT resources. However, we have notified appropriate SDC management of the specific issues.</p> <p>The SDC provides services for various systems managed by the Florida Department of Children and Families (FDCF), Florida Department of Economic Opportunity (FDEO), Florida Department of Health (FDOH), and the Florida Department of Revenue (FDOR). Systems at the FDCF include the Florida Online Recipient Integrated Data Access System and the GRANT System. The system at the FDEO is the Reemployment Assistance Claims and Benefits Information System (RA System). The systems at the FDOH are the Florida State</p>

Health Online Tracking System and the AIDS Information Management System. The system at the FDOR is the System for Unified Taxation. .

These systems are used to administer aspects of the following major Federal programs:

10.551 and 10.561 – Supplemental Nutrition Assistance Program Cluster (Includes COVID-19 Awards)

17.225 – Unemployment Insurance (Includes COVID-19 Awards)

93.268 – Immunization Cooperative Agreements (Includes COVID-19 Awards)

93.558 – Temporary Assistance for Needy Families (Includes COVID-19 Awards)

93.566 – Refugee and Entrant Assistance – State Administered Programs

93.667 – Social Services Block Grant

93.775, 93.777, and 93.778 – Medicaid Cluster (Includes COVID-19 Awards)

93.917 – HIV Care Formula Grants

93.958 – Block Grants for Community Mental Health Services (Includes COVID-19 Awards)

According to FDMS management, the FDMS had not corrected the identified deficiencies. Consequently, the uncorrected deficiencies remained a significant deficiency for the 2021-22 fiscal year.

Cause

We are not disclosing the specific details of the issues in this report to avoid the possibility of compromising SDC data and related IT resources.

Effect

Without appropriate security controls related to logical access, user authentication, and logging and monitoring, the risk is increased that the confidentiality, integrity, and availability of SDC and customer entity data and related IT resources may be compromised.

Recommendation

We recommend that SDC management improve certain security controls related to logical access, user authentication, and logging and monitoring to ensure the confidentiality, integrity, and availability of SDC and customer entity data and related IT resources.

State Entity Response

Since the State Data Center (SDC) transitioned to the Northwest Regional Data Center (NWRDC), staff have been working to mitigate this finding. This finding was spread across several system types, where some have been fully mitigated, partially mitigated, or have active tickets for mitigation efforts. Staff will continue working with our customers to find solutions to help progress this finding to acceptable mitigation. We also have identified some areas where equipment replacement is necessary to implement mitigation efforts on some systems.

U.S. DEPARTMENT OF HEALTH AND HUMAN SERVICES

Finding Number 2022-039
Assistance Listing Number 93.558 (Includes COVID-19 Awards)
93.566
93.667
Assistance Listing Program Title Temporary Assistance for Needy Families (TANF)
Refugee and Entrant Assistance – State Administered Programs (REAP)
Social Services Block Grant (SSBG)
Compliance Requirement Reporting
State Entity Florida Department of Children and Families (FDCF)
Federal Grant/Contract Number and Grant Year 2201FLTANF 2022, 2001FLRSOC 2020, 2201FLRCMA 2022, 2201FLSOSR 2022
Statistically Valid Sample No
Finding Type Noncompliance
Prior Year Finding Report No. 2022-189, Finding No. 2021-064

Finding The FDCF did not report timely or accurately report the correct subaward information in the Federal Funding Accountability and Transparency Act (FFATA) Subaward Reporting System (FSRS) in accordance with Federal regulations.

Criteria 2 CFR 170, Appendix A – *Reporting Subawards and Executive Compensation* – Unless otherwise exempt, you must report each action that equals or exceeds \$30,000 in Federal funds for a subaward to a non-Federal entity or Federal agency no later than the end of the month following the month in which the obligation was made.

Condition During the 2021-22 fiscal year, the FDCF entered into ten subaward agreements funded with TANF, REAP, or SSBG funds. As part of our audit, we examined the subaward information in the FSRS for 7 of the subawards and noted that:

- For 5 subaward actions funded with TANF, SSBG, and REAP grant awards, the FDCF did not report the subaward in the FSRS by the end of the month following the month in which the obligation was made.
- For 3 subawards funded with TANF and SSBG grant awards, the FDCF did not report the correct subaward obligation/action date.

Cause According to FDCF management, the subaward actions were not timely reported in the FSRS due to staff turnover. In addition, the FDCF inadvertently reported the subaward's budget date rather than the subaward obligation/action date.

Effect The FDCF did not timely and appropriately reported required information in the FSRS as required by FFATA.

Recommendation We recommend that the FDCF management ensure that all subawards are appropriately and timely reported in the FSRS.

State Entity Response Effective immediately, Florida Department of Children and Families management will include a monthly supervisory review attesting that the subaward obligation/action date is used to report the subaward date in the FSRS system. Additionally, this monthly supervisory review will include monitoring of the subawards and attesting that these are reported the month following the month in which the obligation is made.

U.S. DEPARTMENT OF HEALTH AND HUMAN SERVICES

Finding Number 2022-040
Assistance Listing Number 93.489, 93.575, and 93.596 (Includes COVID-19 Awards)
 93.558 (Includes COVID-19 Awards)
 93.667
Assistance Listing Program Title Child Care and Development Fund Cluster (CCDF), Temporary Assistance for Needy Families (TANF), Social Services Block Grant (SSBG)
Compliance Requirement Reporting
State Entity Florida Department of Education (FDOE)
Federal Grant/Contract Number and Grant Year 2101FLCCDF 2021, 2101FLTANF 2021, 2101FLSOR 2021
Statistically Valid Sample No
Finding Type Noncompliance and Significant Deficiency

Finding The FDOE incorrectly reported subaward information required by the Federal Funding Accountability and Transparency Act (FFATA) in the Federal Funding Accountability and Transparency Act Subaward Reporting System (FSRS).

Criteria 2 CFR 170, Appendix A – *Reporting Subawards and Executive Compensation* – Unless otherwise exempt, you must report to the FSRS each action that equals or exceeds \$30,000 in Federal funds for a subaward to a non-Federal entity or Federal agency no later than the end of the month following the month in which the obligation was made.

Condition Effective July 1, 2021, the FDOE awarded CCDF, TANF, SSBG, and State funds totaling \$1,125,495,340 to 31 subrecipients. We selected for audit 4 subawards, totaling \$179,971,830 in CCDF, TANF, and SSBG funds, required to be reported in the FSRS, and 4 amendments to those awards that included \$216,359,598 in CCDF Federal funds, to determine whether the FDOE accurately reported amounts for the subawards in the FSRS. As shown in the table below, our audit found that the total amounts reported in the FSRS for CCDF, TANF, and SSBG subawards were incorrectly reported.

Program	Total of the Federal Awards Amount Included in the Subaward	Total of the Federal Awards Amount Reported in the FSRS	Difference
CCDF	\$ 114,960,728	\$157,498,406	\$ 42,537,678
TANF	64,916,886		(64,916,886)
SSBG	94,216		(94,216)
Totals	<u>\$179,971,830</u>	<u>\$157,498,406</u>	<u>\$(22,473,424)</u>

In addition, we noted that, for all 31 awards and the 4 amendments selected for testing, the subaward action/obligation dates were reported in the FSRS as January 7, 2021; however, the dates per the awards and amendments were July 1, 2021, and February 10, 2022, respectively.

Cause FDOE management indicated that an error in the automation of data collection for FFATA reporting contributed to the incorrect reporting of subaward amounts. FDOE management also indicated that the subaward action/obligation dates were reported incorrectly due to employee error.

Effect The FDOE cannot demonstrate that all required information was accurately reported in the FSRS in accordance with FFATA.

Recommendation We recommend that the FDOE enhance FFATA data collection controls to ensure that all required subaward information is accurately reported in the FSRS.

State Entity Response

FDOE concurs. FDOE will take actions to enhance FFATA data collection controls to ensure that all required subaward information is accurately reported in the FSRS.

U.S. DEPARTMENT OF HEALTH AND HUMAN SERVICES

Finding Number	2022-041
Assistance Listing Number	93.268 (Includes COVID-19 Awards)
Assistance Listing Program Title	Immunization Cooperative Agreements
Compliance Requirement	Special Tests and Provisions – Control, Accountability, and Safeguarding of Vaccine and Record of Immunization
State Entity	Florida Department of Health (FDOH)
Federal Grant/Contract Number and Grant Year	5 NH23IP922607 and 6 NH23IP922607 2021, 5 NH23IP922607 2022
Statistically Valid Sample	N/A
Finding Type	Significant Deficiency
Finding	The FDOH did not conduct periodic reviews of Florida State Health Online Tracking System (Florida SHOTS) user access privileges or always promptly deactivate Florida SHOTS access privileges upon a user’s separation from FDOH employment.
Criteria	<p>Florida Department of Management Services Rule 60GG-2.003(1), Florida Administrative Code – Agency information owners are to review access rights (privileges) periodically based on system categorization or assessed risk and ensure that information technology (IT) access is removed when access to the IT resource is no longer required.</p> <p>Periodic reviews of access privileges help ensure that only authorized users have access and that the access privileges provided to each account remain appropriate. An effective periodic review consists of identifying the current access privileges of system users and services and evaluating the assigned access privileges to ensure that the privileges align with user job responsibilities.</p>
Condition	<p>Florida SHOTS is an immunization registry accessed by FDOH employees and private medical practice users and is used to store immunization records for children and adults. To obtain an understanding of FDOH user access privilege review processes for Florida SHOTS, we inquired of FDOH management who indicated that, during the 2021-22 fiscal year, the FDOH did not complete a review of the appropriateness of Florida SHOTS user access privileges.</p> <p>Our review of user access and employment records for the 2,959 FDOH user accounts assigned to employees whose Florida SHOTS access privileges were deactivated during the period July 2021 through April 2022 found that the Florida SHOTS access privileges for 876 FDOH employees assigned 898 user accounts did not appear to have been timely deactivated after separation from FDOH employment. Specifically, the employees’ access privileges appear to have been deactivated 1 and 232 days (an average of 35 days) after the employees separated from FDOH employment. In addition, our review disclosed that 44 of the 919 user accounts appear to have been accessed after the users’ employment separation. Our further analysis of records for 52 of the 876 employees disclosed that 33 user accounts were not timely deactivated and 15 user accounts were used to access Florida SHOTS after the employees’ separation from FDOH employment.</p>
Cause	According to FDOH management, the FDOH did not have an established process to conduct periodic reviews of Florida SHOTS user access privileges and, instead, relied on designated Florida SHOTS administrators responsible for managing Florida SHOTS access within the county health departments and the private medical practices to ensure that access was appropriate and timely deactivated.
Effect	Periodic reviews of Florida SHOTS user access privileges and timely deactivation of IT user access privileges limits the potential for unauthorized disclosure,

modification, or destruction of FDOH data and IT resources by former employees or others.

Recommendation

We recommend that FDOH management establish procedures to provide for periodic documented reviews of Florida SHOTS user access privileges and enhance controls to ensure that Florida SHOTS user access privileges are deactivated immediately upon a user's separation from FDOH employment or when access privileges are no longer required.

State Entity Response

FDOH has implemented Azure Single Sign On (SSO) for all Florida SHOTS users within the Immunization Section. SSO ensures that all users who separate from FDOH will have access to Florida SHOTS removed upon separation. The onboarding process for other FDOH users of Florida SHOTS (county health department users, etc.) is being conducted, thus ensuring that Florida SHOTS will automatically deactivate a user's access upon separation from FDOH employment as their credentials will not be authenticated as a FDOH user. FDOH is updating Florida SHOTS user access privilege policies to automatically terminate user accounts if Florida SHOTS has not been accessed by the user for 15 days. Periodic notifications will be sent to local organization account administrators directing them to review organization users and delete any accounts of users who are no longer with the organization.

U.S. DEPARTMENT OF HEALTH AND HUMAN SERVICES

Finding Number	2022-042
Assistance Listing Number	93.268 (Includes COVID-19 Awards)
Assistance Listing Program Title	Immunization Cooperative Agreements
Compliance Requirement	Special Tests and Provisions – Control, Accountability, and Safeguarding of Vaccine and Record of Immunization
State Entity	Florida Department of Health (FDOH)
Federal Grant/Contract Number and Grant Year	5 NH23IP922607 and 6 NH23IP922607 2021, 5 NH23IP922607 2022
Statistically Valid Sample	N/A
Finding Type	Significant Deficiency
Finding	Certain security controls related to user authentication for the Florida State Health Online Tracking System (Florida SHOTS) need improvement to ensure the confidentiality, integrity, and availability of Florida SHOTS data and related information technology (IT) resources.
Criteria	Security controls are intended to protect the confidentiality, integrity, and availability of system data and related IT resources.
Condition	Florida SHOTS is an immunization registry accessed by FDOH employees and private medical practice users and is used to store immunization records for children and adults. Our audit disclosed that certain security controls related to Florida SHOTS user authentication need improvement. We are not disclosing the specific details of the issues in this report to avoid the possibility of compromising Florida SHOTS data and related IT resources. However, we have notified appropriate FDOH management of the specific issues.
Cause	We are not disclosing the specific details of the issues in this report to avoid the possibility of compromising Florida SHOTS data or related IT resources.
Effect	Appropriate user authentication controls for Florida SHOTS are necessary to decrease the risk that unauthorized individuals may gain access to the system and compromise the confidentiality, integrity, and availability of Florida SHOTS data and related IT resources.
Recommendation	We recommend that FDOH management improve certain security controls related to Florida SHOTS user authentication to ensure the confidentiality, integrity, and availability of Florida SHOTS data and related IT resources.
State Entity Response	FDOH has implemented SSO for all Florida SHOTS users within the Immunization Section. The onboarding process for other FDOH users of Florida SHOTS (county health department users, etc.) is being conducted and is projected to be complete by May 31, 2023. FDOH is in the process of updating security controls related to user authentication procedures to be compliant with industry standards to ensure the confidentiality, integrity, and availability of system data.

U.S. DEPARTMENT OF HEALTH AND HUMAN SERVICES

Finding Number 2022-043
Assistance Listing Number 93.558 (Includes COVID-19 Awards)
Assistance Listing Program Title Temporary Assistance for Needy Families (TANF)
Compliance Requirement Reporting
State Entity Florida Department of Children and Families (FDCF)
Federal Grant/Contract Number and Grant Year 2101FLTANF 2021
Statistically Valid Sample No
Finding Type Noncompliance and Significant Deficiency
Prior Year Finding Report No. 2022-189, Finding No. 2021-071

Finding The FDCF did not correctly report expenditure data on one TANF Financial Report submitted to the Administration for Children and Families (ACF).

Criteria *45 CFR 265.3 – What reports must the State file on a quarterly basis?* – Each State must file quarterly expenditure data on the State’s use of Federal TANF funds, State TANF expenditures, and State expenditures of maintenance of effort (MOE) funds in separate State programs on the TANF Financial Report.

Instructions for Completion of State TANF Financial Report Form ACF-196R – Through this information collection, the ACF is gathering information to ensure that Federal TANF and State MOE funds are used for activities that are reasonably calculated to meet one of the purposes of TANF.

Condition During the 2021-22 fiscal year, the FDCF submitted six TANF Financial Reports to the ACF. Our review of the TANF Financial Report for the quarter ended September 30, 2021, found that the FDCF did not accurately report certain amounts on the TANF Financial Report. Specifically:

- Line Item 11.a., Child Care (Assistance and Non-Assistance): the FDCF reported expending \$85,680,458, while actual expenditures totaled \$85,837,718 (an understatement of \$157,260).
- Line Item 20.c., Additional Child Welfare Services: the FDCF reported expending \$116,356,966, while actual expenditures totaled \$115,723,774 (an overstatement of \$633,192).
- Line Item 20.c., MOE, Additional Child Welfare Services: the FDCF reported expending \$74,088,976, while actual expenditures totaled \$73,374,393 (an overstatement of \$714,583).
- Line Item 22.a., Administrative Costs: the FDCF reported expending \$32,485,125, while actual expenditures totaled \$34,548,000 (an understatement of \$2,062,875).
- Line Item 22.a., MOE, Administrative Costs: the FDCF reported expending \$12,043,744, while actual expenditures totaled \$12,751,599 (an understatement of \$707,855).
- Line Item 22.c., Systems: the FDCF reported expending \$3,066,604, while actual expenditures totaled \$3,325,904 (an understatement of \$259,300).
- Line Item 22.c., MOE, Systems: the FDCF reported expending \$929,798, while actual expenditures totaled \$936,526 (an understatement of \$6,728).
- As a result of the other reporting errors, the DCF reported expending \$332,660,043 in Line Item 24, Total Expenditures, while actual expenditures totaled \$334,506,287 (an understatement of \$1,846,244) and \$102,534,761

in Line Item 28, Unobligated Balance, while the actual unobligated balance totaled \$100,688,517 (an overstatement of \$1,846,244).

Cause	According to FDCF management, the errors were a result of the FDCF not having an established crosswalk to identify the ACF-196R expenditure category that expenditures within the FDCF accounting records should be classified to.
Effect	The TANF Financial Report submitted by the FDCF to the ACF for the quarter ended September 30, 2021, included inaccurate data.
Recommendation	We recommend that FDCF management strengthen TANF Financial Report preparation controls, including establishing a crosswalk between Financial Report expenditure categories and FDCF accounting records, to ensure that all expenditure information is accurately reported to the ACF.
State Entity Response	The process for applying the crosswalk to the expenditure data has been updated to incorporate all quarters in the expenditure detail query by the Other Cost Accumulator (OCA). This will allow the OCA to apply the crosswalk information to identify the federal report line number. Each quarter will be reconciled to the federal report submitted to ensure the OCA in the current reporting quarter is being identified to the correct line number on the report and to ensure consistency from quarter to quarter.

U.S. DEPARTMENT OF HEALTH AND HUMAN SERVICES

Finding Number	2022-044
CFDA Number	93.558 (Includes COVID-19 Awards)
Program Title	Temporary Assistance for Needy Families (TANF)
Compliance Requirement	Special Tests and Provisions – Income Eligibility and Verification System
State Entity	Florida Department of Children and Families (FDCF)
Federal Grant/Contract Number and Grant Year	2101FLTANF 2021 and 2201FLTANF 2022
Statistically Valid Sample	No
Finding Type	Opinion Qualification and Material Weakness
Prior Year Finding	Report No. 2022-189, Finding No. 2021-072
Finding	The FDCF did not always timely review and process Income Eligibility and Verification System (IEVS) data exchange responses.
Criteria	<p>42 USC 1320b-7 – <i>Income and eligibility verification system</i> – A State must have in effect an income and eligibility verification system.</p> <p>45 CFR 205.55 – <i>Requirements for requesting and furnishing eligibility and income information</i></p> <p>Program Policy Manual Section 3020.0100 – <i>Data Exchange</i> and Section 3020.0102 – <i>Processing Time Standards</i> – FDCF staff are to dispose of data exchange responses considered verified upon receipt within 10 calendar days and all other data exchange responses within 45 calendar days.</p>
Condition	<p>During the 2021-22 fiscal year, the FDCF made TANF cash benefit payments totaling approximately \$91.7 million. Federal regulations require the FDCF to verify certain eligibility information through electronic data exchanges with other State and Federal agencies. Eligibility information is maintained in the Florida Online Recipient Integrated Data Access (FLORIDA) System. As part of the IEVS data exchange process, the FLORIDA System compares the data exchange response to eligibility information in the System; however, resolving data exchange responses requires employee action.</p> <p>As part of our audit, we obtained the monthly IEVS Data Exchange Reports for the 2021-22 fiscal year to determine the number of data exchange responses that were not timely reviewed and processed by the FDCF. Our evaluation of the IEVS Data Exchange Reports found that 8,851 data exchange responses were not timely reviewed and processed. Specifically, 5,300 responses that were considered verified upon receipt were reviewed and processed 1 to 199 days (an average of 49 days) late and 3,551 other data exchange responses were reviewed and processed 1 to 222 days (an average of 42 days) late.</p>
Cause	According to FDCF management, the IEVS data exchanges were not timely reviewed and processed due to workload capacity and the FDCF's prioritization of timely processing new applications for various public assistance programs, including TANF.
Effect	Failure to timely review and process data exchange information may preclude the FDCF from promptly identifying changes in client eligibility status.
Recommendation	We recommend that the FDCF take action, including necessary control enhancements, to ensure that data exchange responses are reviewed and processed within established time frames.
State Entity Response	In state fiscal year (SFY) 2020-21, the Florida Department of Children and Families (FDCF) established a project management team to correct the finding. In 2021, the FDCF, through the project management team, prioritized data exchanges that need to be worked and implemented an educational campaign to reinforce the importance of the timely processing of data exchanges. Additionally,

the FDCF implemented Phase I of the integration data exchange projects for Unemployment Compensation Benefits (UCB) and Earned Income Eligibility Verification. The number of untimely TANF Income Eligibility and Verification System (IEVS) data exchanges decreased from 18,814 in SFY 2021 to 8,851 in SFY 2022, a 53% reduction.

The FDCF continues its efforts to correct this audit finding as indicated in the corrective action plan.

U.S. DEPARTMENT OF HEALTH AND HUMAN SERVICES

Finding Number	2022-045
CFDA Number	93.558 (Includes COVID-19 Awards)
Program Title	Temporary Assistance for Needy Families (TANF)
Compliance Requirement	Special Tests and Provisions – Penalty for Failure to Comply with Work Verification Plan
State Entity	Florida Department of Children and Families (FDCF)
Federal Grant/Contract Number and Grant Year	2101FLTANF 2021
Statistically Valid Sample	N/A
Finding Type	Noncompliance
Finding	The State did not achieve its overall and two-parent work participation rates for Federal fiscal year 2021.
Criteria	<p>45 CFR 261.21 – <i>What overall work rate must a State meet?</i> – Each State must achieve a 50 percent minimum overall participation rate minus any caseload reduction credit to which it is entitled.</p> <p>45 CFR 261.23 – <i>What two-parent work rate must a State meet?</i> – Each State must achieve a 90 percent minimum two-parent participation rate minus any caseload reduction credit to which it is entitled.</p> <p>45 CFR 261.50 (a) and (b) – <i>What happens if a State fails to meet the participation rates?</i> – If the U.S. Department of Health and Human Services, Office of Family Assistance (OFA), determines that a State did not achieve one of the required minimum work participation rates, OFA must reduce the State Family Assistance Grant (SFAG) payable to the State. If there was no penalty for the preceding fiscal year, the base penalty for the current fiscal year is five percent of the adjusted SFAG.</p> <p>45 CFR 262.5 – <i>Under what general circumstances will we determine that a State has reasonable cause?</i> – The OFA will not impose a penalty against a State if the OFA determines that the State had reasonable cause for its failure.</p>
Condition	Our inquiries of FDCF management disclosed that the State did not achieve either its overall or two-parent work participation rates for Federal fiscal year (FFY) 2021 under the SFAG (TANF program). According to an OFA letter dated October 6, 2022, after considering caseload reduction credits, the State's FFY 2021 overall work participation rate requirement was 15.5 percent and the required two-parent work participation rate was 43.2 percent. According to FDCF records, the State achieved an overall work participation rate of 3.7 percent and a two-parent work participation rate of 1.0 percent, resulting in a SFAG penalty totaling \$19,721,499. Pursuant to 42 CFR 262.5, on December 1, 2022, the FDCF requested an exception to the penalty, citing the COVID-19 pandemic as reasonable cause for the failure to achieve the required participation rates. However, as of February 21, 2023, the FDCF is awaiting notification of the decision from the OFA.
Cause	According to FDCF management, the State did not achieve the work participation rates due to the waiver of work requirements during the public health emergency.
Effect	The State's SFAG may be reduced as a result of the noncompliance with the work participation requirements.
Recommendation	We recommend that the FDCF continue to work with the OFA to resolve the exception request for the SFAG penalty.
State Entity Response	In response to the October 6, 2022, Office of Family Assistance (OFA) notification, the Florida Department of Children and Families (FDCF) submitted a request on December 5, 2022, for a Reasonable Cause determination in

accordance with 45 CFR 262.5 for the State's failure to meet the overall and two-parent work participation rates during Federal Fiscal Year (FFY) 2021. Work requirements in Florida, and other states, were suspended during a portion of the time period due to the public health emergency.

The FDCF is awaiting a response from OFA for the Reasonable Cause request submitted in December 2022, and will continue to work with the OFA to resolve the request for an exception to the State Family Assistance Grant (SFAG) penalty.

U.S. DEPARTMENT OF HEALTH AND HUMAN SERVICES

Finding Number	2022-046
Assistance Listing Number	93.558 (Includes COVID-19 Awards)
Assistance Listing Program Title	Temporary Assistance for Needy Families (TANF)
Compliance Requirement State Entity	Special Tests and Provisions – Test of Child Support Non-Cooperation Florida Department of Revenue (FDOR)
Federal Grant/Contract Number and Grant Year	2101FLTANF 2021 and 2201FLTANF 2022
Statistically Valid Sample	N/A
Finding Type	Significant Deficiency
Prior Year Finding	Report No. 2022-189, Finding No. 2021-073
Finding	Certain security controls related to user authentication for the Child Support Enforcement Automated Management System (CAMS) need improvement to ensure the confidentiality, integrity, and availability of CAMS data and related information technology (IT) resources.
Criteria	Security controls are intended to protect the confidentiality, integrity, and availability of system data and related IT resources.
Condition	The FDOR Child Support Enforcement program uses CAMS for the creation and closure of child support cases and disbursement of funds. Our audit disclosed that certain security controls related to CAMS user authentication need improvement. We are not disclosing the specific details of the issues in this report to avoid the possibility of compromising CAMS data and related IT resources. However, we have notified appropriate FDOR management of the specific issues.
Cause	We are not disclosing the specific details of the issues in this report to avoid the possibility of compromising CAMS data or related IT resources.
Effect	Appropriate user authentication controls for CAMS are necessary to decrease the risk that unauthorized individuals may gain access to the system and compromise the confidentiality, integrity, and availability of CAMS data and related IT resources.
Recommendation	We recommend that FDOR management improve certain security controls related to CAMS user authentication to ensure the confidentiality, integrity, and availability of CAMS data and related IT resources.
State Entity Response	We concur with this recommendation. The security controls will be implemented at the network level by September 30, 2023, for all users and essential IT workers as defined by 60GG-2, F.A.C.

U.S. DEPARTMENT OF HEALTH AND HUMAN SERVICES

Finding Number	2022-047
Assistance Listing Number	93.566 93.667
Assistance Listing Program Title	Refugee and Entrant Assistance – State Administered Programs (REAP) Social Services Block Grant (SSBG)
Compliance Requirement	Period of Performance
State Entity	Florida Department of Children and Families (FDCF)
Federal Grant/Contract Number and Grant Year	2201FLRCMA 2022 and 2201FLSOSR 2022
Statistically Valid Sample	No
Finding Type	Noncompliance and Significant Deficiency
Prior Year Finding	Questioned Costs - \$788,858 (2201FLRCMA) and \$20,252 (2201FLSOSR) Report No. 2022-189, Finding No. 2021-076
Finding	FDCF expenditures charged to REAP and SSBG program grants were not incurred during the authorized period of performance.
Criteria	42 USC 1397a(c) – <i>Payments to States</i> – Payments to a state from its allotment for any fiscal year must be expended by the state in such fiscal year or in the succeeding fiscal year. 42 CFR 400.210(a) – <i>Time limits for obligating and expending funds and for filing State claims</i> – Federal funding is available for a State’s expenditures for assistance and services to eligible refugees for cash and medical assistance grants for costs attributable to the Federal fiscal year in which the grants are awarded.
Condition	During the 2021-22 fiscal year, the FDCF expended \$56,203,170 and \$89,305,275 in Federal funds for the REAP and SSBG programs, respectively. Our analysis and examination of records related to selected REAP and SSBG program expenditures paid by the FDCF during the 2021-22 fiscal year disclosed 4 REAP expenditures totaling \$788,858 and 2 SSBG expenditures totaling \$20,252 that were incurred prior to the authorized period of performance.
Cause	According to FDCF management, due to a lack of an automated process to ensure that grant funds are only used for expenditures incurred during the correct period of performance, expenditures are manually reviewed. Due to a shortage of staff available to perform the manual review, the expenditures were not identified as being charged to the incorrect grant.
Effect	Expenditures charged to a Federal award that were not incurred during the authorized period of performance could be subject to disallowance by the Federal grantor agency.
Recommendation	We recommend that the FDCF ensure that costs are attributable to the authorized period of performance and are charged to the correct grant. We also recommend that the FDCF review expenditure data and records to determine the total costs that were charged to the grants in error.
State Entity Response	The Florida Department of Children and Families (FDCF) will create reports to automate this activity to identify the period of performance and the grant year the expenditure is coded to. This will assist the FDCF with identifying expenditures that need to be moved to the correct grant year. In addition, staff training is currently taking place in order to complete the manual process of this activity until the automated report is finalized. The FDCF is currently using a manual process to review this information until an automated process is put into place, which is expected by September 2023.

U.S. DEPARTMENT OF HEALTH AND HUMAN SERVICES

Finding Number 2022-048
Assistance Listing Number 93.667
Assistance Listing Program Title Social Services Block Grant (SSBG)
Compliance Requirement Reporting
State Entity Florida Department of Children and Families (FDCF)
Federal Grant/Contract Number and Grant Year 2101FLSOSR 2021 and 2201FLSOSR 2022
Statistically Valid Sample N/A
Finding Type Opinion Qualification and Material Weakness

Finding The FDCF did not maintain documentation supporting the total number of recipients of selected SSBG services included in the Post-Expenditure Report submitted to the Office of Community Services and incorrectly reported the total number of recipients of Protective Services – Adults.

Criteria 42 USC 1397e – *Administrative and fiscal accountability* – Each State shall prepare reports on its activities carried out with SSBG funds.
 45 CFR 96.74 – *Annual reporting requirements* – Each state must submit an annual report that includes data such as the number of individuals who receive services paid for in whole or part with Federal funds under the SSBG.

Condition The Post-Expenditure Report provides information to the Office of Community Services such as the number of individuals who receive services paid for in whole or part with Federal funds under the SSBG and the amount of SSBG funds spent in providing each service. As part of our audit, we requested from the FDCF documentation supporting the total number of recipients reported in the Post-Expenditure Report for the services listed in the table below. However, the FDCF was unable to provide documentation supporting the reported total number of recipients of the services because the data used to prepare the Report had not been maintained.

Service Supported with SSBG Expenditures	Total Reported Number of Recipients
Education and Training	606,744
Foster Care	35,693
Information and Referral	2,649,005
Protective Services – Children	218,768

In addition, the reported number of recipients for the service listed below was incorrect:

Service Supported with SSBG Expenditures	Total Reported Number of Recipients	Per Audit Total Number of Recipients
Protective Services – Adults	62,788	52,959

Cause According to FDCF management, documentation supporting the reported number of service recipients could not be provided because the data used to prepare Post-Expenditure Reports changes over time and the FDCF had not established procedures for maintaining the data. In addition, the total number of recipients of Protective Services – Adults was reported in error due to employee oversight.

Effect

Absent procedures for retaining documentation supporting information included in the Post-Expenditure Report, the FDCF cannot demonstrate that information reported to the Office of Community Services is complete and accurate. In addition, the total number of recipients of Protective Services – Adults was incorrectly reported.

Recommendation

We recommend that the FDCF establish procedures for maintaining the data used as the basis to report information in the Post-Expenditure Report and ensure that amounts reported are complete and accurate.

State Entity Response

All future requests for data from the various Florida Department of Children and Families programs and sister agencies will include the requirement to also provide supporting documentation as to how and where the number of clients served is derived, which will also be used to verify that the Post-Expenditure Report data are entered correctly.

U.S. DEPARTMENT OF HEALTH AND HUMAN SERVICES

Finding Number	2022-049
Assistance Listing Number	93.767 (Includes COVID-19 Awards)
Assistance Listing Program Title	Children's Health Insurance Program (CHIP)
Compliance Requirement	Reporting and Subrecipient Monitoring
State Entity	Florida Agency for Health Care Administration (FAHCA)
Federal Grant/Contract Number and Grant Year	2105FL5021 2021 and 2205FL5021 2022
Statistically Valid Sample	No
Finding Type	Noncompliance and Significant Deficiency
Finding	The FAHCA did not provide required subaward information to its subrecipient or report subaward information required by the Federal Funding Accountability and Transparency Act (FFATA) in the FFATA Subaward Reporting System (FSRS).
Criteria	<p>2 CFR 200.332(a) – <i>Requirements for pass-through entities</i> – All pass-through entities must ensure that every subaward is clearly identified to the subrecipient as a subaward and include certain information at the time of the subaward.</p> <p>2 CFR 170, Appendix A – <i>Reporting Subawards and Executive Compensation</i> – Unless otherwise exempt, you must report each action that equals or exceeds \$30,000 in Federal funds for a subaward to a non-Federal entity or Federal agency.</p> <p>For subaward information, reporting must occur no later than the end of the month following the month in which the obligation was made.</p>
Condition	During the 2021-22 fiscal year, the FAHCA disbursed approximately \$208 million in CHIP funds to one subrecipient. Our review of the subaward agreement found that the FAHCA did not include all the information required by Federal regulations. For example, the subaward did not include the Federal award date, total amount of Federal funds obligated to the subrecipient, the dollar amount made available under each Federal award, and the assistance listing number at the time of disbursement. In addition, our inquiries of FAHCA management disclosed that the FAHCA did not report the required subaward information in the FSRS.
Cause	FAHCA management indicated that FAHCA did not provide required subaward information to the subrecipient or report required subaward information in the FSRS due to staffing shortages.
Effect	Not communicating required award information to subrecipients may result in noncompliance with Federal regulations. Additionally, the FAHCA cannot demonstrate that all required information was appropriately and timely reported in accordance with FFATA.
Recommendation	We recommend that FAHCA management ensure that required subaward information is provided to the subrecipient and that all applicable CHIP subawards are reported in the FSRS in accordance with Federal regulations.
State Entity Response	The FAHCA is in concurrence. The Grants Management Section within the Bureau of Financial Services has added the FFATA reporting process to the calendar of events to ensure that the required subaward information is provided to the subrecipient. In addition, the Projects and Process Improvement Unit within the Bureau of Medicaid Policy is currently updating the CHIP Federal Subaward process which will ensure that the applicable subaward is reported in the FSRS in accordance with federal regulations.

Finding Number 2022-050 Not Used.

U.S. DEPARTMENT OF HEALTH AND HUMAN SERVICES

Finding Number	2022-051
Assistance Listing Number	93.767 (Includes COVID-19 Awards) 93.775, 93.777, and 93.778 (Includes COVID-19 Awards)
Assistance Listing Program Title	Children’s Health Insurance Program (CHIP) and Medicaid Cluster
Compliance Requirement State Entity	Special Tests and Provisions – Provider Eligibility (Screening and Enrollment) Florida Agency for Health Care Administration (FAHCA)
Federal Grant/Contract Number and Grant Year	2105FL5021 2021, 2205FL5021 2022, 2105FL5MAP 2021, and 2205FL5MAP 2022
Statistically Valid Sample	No
Finding Type	Opinion Qualification and Material Weakness Questioned Costs – Unknown
Finding	The FAHCA did not check all required Federal databases to confirm the identity of providers upon enrollment and reenrollment.
Criteria	42 CFR 455.436 – <i>Federal database checks</i> – The State Medicaid agency must (a) confirm the identity and determine the exclusion status of providers or any person with an ownership or control interest or who is an agent or managing employee of the provider through routine checks of Federal databases; (b) check the Social Security Administration’s (SSA’s) Death Master File (DMF), the National Plan and Provider Enumeration System (NPPES), the List of Excluded Individuals/Entities, the Excluded Parties List System, and any such other databases as the Secretary may prescribe; and (c) consult appropriate databases to confirm identity upon enrollment and reenrollment.
Condition	The FAHCA uses the Florida Medicaid Management Information System (FMMIS) to enroll and reimburse providers, maintain provider enrollment data, and perform Federal database checks for CHIP and Medicaid program providers. During the 2021-22 fiscal year, the FAHCA paid fee for service claims and managed care capitations totaling \$30.9 billion in State and Federal funds to 69,488 providers enrolled in the CHIP and Medicaid program. As part of our audit, we examined FAHCA records for 53 providers enrolled in the CHIP and Medicaid program who received payments during the 2021-22 fiscal year to determine whether the FAHCA completed the required Federal database checks for these providers. Our examination disclosed that the FAHCA did not check the SSA’s DMF during provider enrollment or reenrollment or the NPPES upon provider reenrollment for any providers seeking enrollment or reenrollment in the CHIP or Medicaid program during the 2021-22 fiscal year.
Cause	FAHCA management indicated that FMMIS has not been configured to perform the required SSA DMF and NPPES checks.
Effect	Absent routine Federal database checks upon provider enrollment and reenrollment, the FAHCA cannot ensure that new or existing providers are eligible to participate in the CHIP and Medicaid program.
Recommendation	We recommend that the FAHCA configure FMMIS to check the SSA DMF and NPPES upon provider enrollment and reenrollment in accordance with Federal regulations.
State Entity Response	The FAHCA concurs that the FMMIS must be configured to check the SSA DMF and NPPES upon provider enrollment and reenrollment in accordance with Federal regulations.

Finding Number 2022-052 Not Used.

U.S. DEPARTMENT OF HEALTH AND HUMAN SERVICES

Finding Number	2022-053
ALN Number	93.775, 93.777, and 93.778 (Includes COVID-19 Awards)
Program Title	Medicaid Cluster
Compliance Requirement	Matching, Level of Effort, Earmarking
State Entity	Florida Agency for Health Care Administration (FAHCA)
Federal Grant/Contract Number and Grant Year	2105FL5MAP 2021, 2105FL5ADM 2021, 2205FL5MAP 2022, and 2205FL5ADM 2022
Statistically Valid Sample	No
Finding Type	Noncompliance and Significant Deficiency

Finding FAHCA State match contributions were not always supported by appropriate records, nor were related calculations always accurate or reviewed by management.

Criteria 45 CFR 75.303 – *Internal controls* – The non-Federal entity must establish and maintain effective internal control over the Federal award that provides reasonable assurance that the non-Federal entity is managing the Federal award in compliance with Federal statutes, regulations, and the terms and conditions of the Federal award.

45 CFR 75.306(b) – *Cost sharing or matching* - For all Federal awards, any shared costs or matching funds and all contributions, including cash and third party in-kind contributions, must be accepted as part of the non-Federal entity's cost sharing or matching when such contributions meet all of the following criteria: (1) are verifiable from the non-Federal entity's records; (2) are not included as contributions for any other Federal award; (3) Are necessary and reasonable for accomplishment of project or program objectives; (4) are allowable under subpart E of this part; (5) are not paid by the Federal Government under another Federal award, except where the Federal statute authorizing a program specifically provides that Federal funds made available for such program can be applied to matching or cost sharing requirements of other Federal programs; (6) are provided for in the approved budget when required by the Federal awarding agency; and (7) conform to other provisions of this part, as applicable.

FAHCA Grant Reporting Administrative Match Procedural Checklist

Condition For the Federal fiscal year ended September 30, 2021, the FAHCA was required to provide non-Federal contributions totaling \$9,027,664,304 as matching expenditures. According to FAHCA records, matching expenditures totaled \$13,300,236,234, including in-kind contributions associated with administrative costs and medical assistance payments (MAP). Our review of FAHCA records supporting the non-Federal contributions claimed as matching expenditures found that, although the FAHCA met the matching requirement, the amounts reported for in-kind contributions (\$271,508,849 for MAP and \$257,258,974 for administrative costs) were not supported by FAHCA records. Consequently, we could not verify that the in-kind contributions were appropriate matching expenditures. In addition, our examination of FAHCA workbooks supporting the matching calculations disclosed that the calculations for the administrative costs match was understated by \$1,067,354 and, for the MAP, was understated by \$18,256,618. Additionally, FAHCA records did not evidence that the MAP matching calculations were reviewed by a supervisor.

Cause FAHCA management indicated that documentation supporting the in-kind contributions was not maintained due to staff turnover, while calculation errors were due to employee oversight. Additionally, FAHCA procedures did not require the calculation for MAP matching expenditures to be reviewed by a supervisor.

Effect	Absent records supporting, and supervisory review of, in-kind contribution calculations and amounts, the FAHCA cannot ensure that the required matching expenditures were complete and accurate.
Recommendation	We recommend that FAHCA management enhance policies and procedures to ensure that all matching contribution calculations and amounts are subject to supervisory review and supported by appropriate documentation.
State Entity Response	The FAHCA concurs with the recommendation. The Grants Management Section within the Bureau of Financial Services will update the current procedures by incorporating procedural changes and a supervisory review. In addition, the desktop procedures will be updated to include the appropriate file location and naming convention for all relative supporting documentation so it can be easily located and provided to requestors as well as for research purposes.

U.S. DEPARTMENT OF HEALTH AND HUMAN SERVICES

Finding Number	2022-054
Assistance Listing Number	93.775, 93.777, and 93.778 (Includes COVID-19 Awards)
Assistance Listing Program Title	Medicaid Cluster
Compliance Requirement	Special Tests and Provisions – External Quality Review Organization (EQRO)
State Entity	Florida Agency for Health Care Administration (FAHCA)
Federal Grant/Contract Number and Grant Year	2105FL5MAP 2021 and 2205FL5MAP 2022
Statistically Valid Sample	N/A
Finding Type	Noncompliance
Prior Year Finding	Report No. 2022-189, Finding No. 2021-083
Finding	The FAHCA did not ensure that all external quality review activities were performed in accordance with Federal requirements.
Criteria	42 CFR 438.358(b) – <i>Activities related to external quality review</i> – For each managed care organization (MCO), prepaid inpatient health plan (PIHP), or prepaid ambulatory health plan (PAHP), the State or EQRO must perform external quality review (EQR) activities, including a validation of performance improvement projects (PIPs) that were underway during the preceding 12 months; a validation of MCO, PIHP, or PAHP performance measures during the preceding 12 months; and a review, conducted within the previous 3-year period, to determine the MCO's, PIHP's, or PAHP's compliance with Federal standards and quality assessment and performance improvement requirements.
Condition	During the 2021-22 fiscal year, the FAHCA contracted with an EQRO to perform certain EQR activities for FAHCA Medicaid managed care programs, in addition to the EQR activities conducted by the FAHCA. The EQR activities the EQRO were to perform included a validation of PIPs and applicable performance measures. As part of our audit, we examined records related to the EQR activities conducted by the FAHCA and the EQRO during the 2021-22 fiscal year. Our examination disclosed that, while the FAHCA had continued strategic planning for a 3-year comprehensive compliance review, the FAHCA had not completed within the prior 3-year period a review of the applicable MCOs, PIHPs, or PAHPs to determine compliance with Federal standards and quality assessment and performance improvement requirements.
Cause	FAHCA management indicated that the FAHCA collaborated with the EQRO to develop Federal compliance review tools which are in the final stage of review. FAHCA management also indicated that the 3-year comprehensive compliance review will cover the period January 2022 through December 2024 and that the FAHCA was on track to complete the compliance review by the end of the review period.
Effect	Absent a review of MCO, PIHP, or PAHP compliance with Federal standards and quality assessment and performance improvement requirements at least every 3 years, the FAHCA cannot demonstrate compliance with Federal regulations.
Recommendation	We recommend that the FAHCA continue efforts to complete the 3-year comprehensive compliance review by the end of the established review period to ensure compliance with Federal regulations.
State Entity Response	The FAHCA is in concurrence. The final federal compliance review tools and the draft timeline was submitted to CMS on February 7, 2023. The FAHCA agrees to continue efforts to ensure compliance and is on track to complete the three-year compliance review by the end of the review period. The three-year compliance review period began in January 2022 and will end in December 2024.

U.S. DEPARTMENT OF HEALTH AND HUMAN SERVICES

Finding Number	2022-055
Assistance Listing Number	93.767 (Includes COVID-19 Awards) 93.775, 93.777, and 93.778 (Includes COVID-19 Awards)
Assistance Listing Program Title	Children’s Health Insurance Program (CHIP) and Medicaid Cluster
Compliance Requirement	Special Tests and Provisions – Managed Care Financial Audit
State Entity	Florida Agency for Health Care Administration (FAHCA)
Federal Grant/Contract Number and Grant Year	2105FL5021 2021, 2205FL5021 2022, 2105FL5MAP 2021, and 2205FL5MAP 2022
Statistically Valid Sample	N/A
Finding Type	Noncompliance and Significant Deficiency
Prior Year Finding	Report No. 2022-189, Finding No. 2021-080
Finding	The FAHCA did not always ensure that an independent audit of the accuracy, truthfulness, and completeness of encounter data for each health plan was conducted at least once every 3 years nor post the results of financial audits to its Web site.
Criteria	42 CFR 438.602(e) – <i>Periodic audits</i> – The State must periodically, but no less frequently than once every 3 years, conduct or contract for the conduct of, an independent audit of the accuracy, truthfulness, and completeness of the encounter and financial data submitted by, or on behalf of, each Managed Care Organization (MCO), Prepaid Inpatient Health Plan (PIHP), and Prepaid Ambulatory Health Plan (PAHP). 42 CFR 438.602(g) – <i>Transparency</i> – The State must post on its Web site the results of any audits under 42 CFR 438.602(e).
Condition	During the 2021-22 fiscal year, the FAHCA contracted with an External Quality Review Organization (EQRO) to perform certain External Quality Review (EQR) activities for FAHCA CHIP and Medicaid managed care programs, including a validation of encounter data for the 18 health plans (12 MCOs, 3 PIHPs, and 3 PAHPs) that were subject to Federal periodic audit requirements. As part of our audit, we examined the EQRO encounter data validation (EDV) study reports issued for the last 3 fiscal years and found that the EQRO did not conduct an EDV study for 1 PIHP and 2 MCO health plans. Additionally, our audit found that the FAHCA did not post the completed financial audit reports to its Web site.
Cause	According to FAHCA management, the FAHCA did not have policies and procedures to ensure that all health plans were included in EDV studies at least once every 3 years and that completed financial audit reports are posted to its Web site.
Effect	Absent appropriate controls, the FAHCA cannot ensure that all health plans are subject to an EDV study at least every 3 years to ensure that the encounter data is accurate, truthful, and complete and the results of financial audits are posted on its Web site in accordance with Federal regulations.
Recommendation	We recommend that FAHCA management establish policies and procedures requiring an EDV study for each health plan at least every 3 years to ensure the accuracy, truthfulness, and completeness of encounter data and post the results of financial audits on its Web site.
State Entity Response	The FAHCA is in concurrence. FAHCA is working internally on developing the policies and procedures to ensure that the accuracy, truthfulness, and completeness of encounter data is validated at least once every three years for each plan, during the next three-year cycle (SFY 22/23 - SFY 24/25)

U.S. DEPARTMENT OF HEALTH AND HUMAN SERVICES

Finding Number	2022-056
Assistance Listing Number	93.767 (Includes COVID-19 Awards) 93.775, 93.777, and 93.778 (Includes COVID-19 Awards)
Assistance Listing Program Title	Children’s Health Insurance Program (CHIP) and Medicaid Cluster
Compliance Requirement	Special Tests and Provisions – Medical Loss Ratio (MLR)
State Entity	Florida Agency for Health Care Administration (FAHCA)
Federal Grant/Contract Number and Grant Year	2105FL5021 2021, 2205FL5021 2022, 2105FL5MAP 2021, and 2205FL5MAP 2022
Statistically Valid Sample	No
Finding Type	Noncompliance and Significant Deficiency
Prior Year Finding	Report No. 2022-189, Finding No. 2021-081
Finding	The FAHCA did not obtain from health plans a report that included all MLR information required by Federal regulations.
Criteria	42 CFR 438.8(k) – <i>Reporting requirements</i> – The State, through its contracts, must require each Managed Care Organization (MCO), Prepaid Inpatient Health Plan (PIHP), or Prepaid Ambulatory Health Plan (PAHP) to submit for each MLR reporting year a report to the State that includes specified information, such as any credibility adjustment applied and a comparison of MLR information in 42 CFR 438.8(k) with the audited financial report required by 42 CFR 438.3(m).
Condition	During the 2021-22 fiscal year, the FAHCA contracted with 18 health plans (10 MCOs, 5 PIHPs, and 3 PAHPs) that were subject to MLR Federal reporting requirements. Contract provisions required the health plans to submit to the FAHCA quarterly and annual Achieved Savings Rebate (ASR) Financial Reports containing required MLR information using an ASR Financial Report template provided by the FAHCA. As part of our audit, we examined the ASR Financial Reports for 3 health plans (2 MCOs and 1 PAHP) and found that the ASR Financial Reports for the 3 health plans did not contain all required MLR information. Specifically, the ASR Financial Reports did not include information regarding any credibility adjustments applied or a comparison of the reported MLR information to the audited financial report required by Federal regulations.
Cause	According to FAHCA management, credibility adjustment information and a comparison of MLR information to audited financial report information were not included in the ASR Financial Reports because such information was not included on the ASR Financial Report template.
Effect	Absent the inclusion of all required MLR information in the ASR Financial Reports submitted by MCOs, PIHPs, and PAHPs, the FAHCA cannot demonstrate compliance with Federal regulations.
Recommendation	We recommend that the FAHCA update the ASR Financial Report template to ensure that the ASR Financial Report obtained from each MCO, PIHP, and PAHP includes all the MLR information required by Federal regulations.
State Entity Response	The FAHCA is in concurrence. The Bureau of Medicaid Program Finance (MPF) Financial Monitoring section oversees the reporting of the MLR by contracted plans as well as the Achieved Savings Rebate (ASR). The Agency does not have a standalone Medical Loss Ratio (MLR) report; however, it does have an ASR Financial Report which includes MLR information. Quarterly ASR reports, which contain a tab dedicated to the reporting of the MLR, are submitted to the Agency by the contracted health plans. The Financial Monitoring section analyzes the information provided and creates an annual report. The annual report is submitted to Medicaid Policy management for review prior to submission to CMS. ASR Financial Reports are completed on a calendar year basis.

U.S. DEPARTMENT OF HEALTH AND HUMAN SERVICES

Finding Number	2022-057
Assistance Listing Number	93.775, 93.777, and 93.778 (Includes COVID-19 Awards)
Assistance Listing Program Title	Medicaid Cluster
Compliance Requirement	Special Tests and Provisions – Medicaid National Correct Coding Initiative (NCCI)
State Entity	Florida Agency for Health Care Administration (FAHCA)
Federal Grant/Contract Number and Grant Year	2105FL5MAP 2021 and 2205FL5MAP 2022
Statistically Valid Sample	N/A
Finding Type	Noncompliance
Prior Year Finding	Report No. 2022-189, Finding No. 2021-082
Finding	The FAHCA's confidentiality agreement with its fiscal agent did not include required elements in accordance with the NCCI Technical Guidance Manual for Medicaid Services.
Criteria	<p>NCCI Technical Guidance Manual for Medicaid Services – Section 7.1.2 – <i>Sharing of State Medicaid NCCI Edit Files by States with Other Entities</i> – Access to the complete quarterly Medicaid NCCI edit files that are posted on the secure Regional Information Sharing Systems portal is limited to a state's Medicaid agency. A state Medicaid agency may share these quarterly files with the contracted fiscal agent that processes claims if appropriate confidentiality agreements are in place.</p> <p>NCCI Technical Guidance Manual for Medicaid Services – Section 7.1.3 – <i>Confidentiality Agreements Requirements for Contracted Parties</i> – The confidentiality agreement with the contracted fiscal agent using the Medicaid NCCI files must include certain elements, including, for example, that disclosure is to be limited to only those responsible for the implementation of the quarterly state Medicaid NCCI edit files.</p>
Condition	The FAHCA contracted with a fiscal agent to manage the Florida Medicaid Management Information System (FMMIS) to process all Medicaid claims. The fiscal agent was responsible for implementing the quarterly Medicaid NCCI edit files in FMMIS on the first day of every calendar quarter. NCCI edits are designed to reduce improper coding that may result in inappropriate payment of Medicaid claims. To share the quarterly Medicaid NCCI edit files with its fiscal agent, the FAHCA was required to have a confidentiality agreement with the fiscal agent that included specified confidentiality provisions. Our audit found that, while FAHCA's fiscal agent contract included a confidentiality agreement, the agreement did not include the required elements in accordance with the NCCI Technical Guidance Manual for Medicaid Services.
Cause	According to FAHCA management, the confidentiality agreement with its current fiscal agent is not NCCI specific as it is inclusive of all Medicaid information. FAHCA management also indicated that the contract with the successor fiscal agent, expected to be in effect by the end of 2024, will include the confidentiality agreement elements required by the NCCI Technical Guidance Manual for Medicaid Services. Notwithstanding, the NCCI Technical Guidance Manual for Medicaid Services provides for required elements to be included in the confidentiality agreement for any contracted party using the Medicaid NCCI edit files.
Effect	Absent a confidentiality agreement with its current fiscal agent that includes all NCCI required elements, the FAHCA has reduced assurance that the fiscal agent will be aware of confidentiality requirements for the Medicaid NCCI edit files and cannot demonstrate compliance with Federal guidelines.

Recommendation

We again recommend that the FAHCA amend its current fiscal agent contract confidentiality agreement to include the elements required by the NCCI Technical Guidance Manual for Medicaid Services.

State Entity Response

The FAHCA concurs that FAHCA's confidentiality agreement with our fiscal agent did not include required elements in accordance with the NCCI Technical Guidance Manual for Medicaid Services.

U.S. DEPARTMENT OF HEALTH AND HUMAN SERVICES

Finding Number	2022-058
ALN Number	93.775, 93.777, and 93.778 (Includes COVID-19 Awards)
Program Title	Medicaid Cluster
Compliance Requirement	Special Tests and Provisions – Utilization Control and Program Integrity
State Entity	Florida Agency for Persons with Disabilities (FAPD)
Federal Grant/Contract Number and Grant Year	2105FL5MAP 2021 and 2205FL5MAP 2022
Statistically Valid Sample	N/A
Finding Type	Noncompliance and Significant Deficiency
Finding	The FAPD did not ensure that utilization reviews (URs) and continued stay reviews (CSRs) for Intermediate Care Facilities for Individuals with Intellectual Disabilities (ICF-IIDs) were conducted by qualified professional personnel.
Criteria	<p>42 CFR Part 456.4 – <i>Responsibility for monitoring the utilization control program</i> – The agency must monitor the statewide utilization control program.</p> <p>42 CFR Part 456.406(b) – <i>Description of UR review function: Who performs UR; disqualification from performing UR</i> – UR must be performed by a group of professional personnel that includes (1) at least one physician; (2) in an ICF that cares primarily for mental patients, at least one individual knowledgeable in the treatment of mental health diseases; and (3) in an institution for individuals with intellectual disabilities, at least one individual knowledgeable in the treatment of intellectual disability.</p> <p>42 CFR Part 456.436(a) – <i>Continued stay review process</i> – The UR plan must provide that review of continued stay cases is conducted by the group performing UR or a designee of the UR group.</p>
Condition	The FAPD contracted with a quality improvement organization (QIO) to provide UR and CSR services to ICF-IIDs. The contract required the QIO to maintain adequate and qualified administrative staff, qualified management staff, support staff, and organizational structure to satisfactorily meet the contractual responsibilities. Additionally, the contract specified that staff selected to perform UR and CSR services were to meet the staffing requirements described in Federal regulations. Our review of FAPD monitoring records disclosed that, although Federal regulations provide that the agency must monitor the statewide utilization control program, during the 2021-22 fiscal year, the FAPD did not monitor QIO staff qualifications or QIO compliance with the staffing requirements specified in Federal regulations.
Cause	FAPD management indicated that, by signing the contract, the QIO understands the requirement to meet and maintain staffing necessary to comply with the contract provisions. Notwithstanding, absent monitoring of the statewide utilization control program, including whether QIO staff satisfy Federal qualifications, the FAPD cannot demonstrate compliance with Federal regulations.
Effect	Absent adequate monitoring of the QIO, the FAPD cannot ensure that QIO staff meet the qualifications established in Federal regulations.
Recommendation	We recommend that FAPD management periodically review QIO staffing qualifications to ensure compliance with Federal regulations.
State Entity Response	The Agency for Persons with Disabilities is committed to ensuring the highest level of integrity throughout the entire system of care. We continue to pursue and identify opportunities to better serve those seeking assistance through our Agency through accountability and transparency. The Agency concurs with the

finding stating FAPD did not monitor to ensure URs and CSRs for ICF-IIDs were performed by qualified professional personnel.

U.S. DEPARTMENT OF HEALTH AND HUMAN SERVICES

Finding Number	2022-059
Assistance Listing Number	93.775, 93.777, and 93.778 (Includes COVID-19 Awards)
Assistance Listing Program Title	Medicaid Cluster
Compliance Requirement	Special Tests and Provisions – Medicaid Fraud Control Unit
State Entity	Florida Department of Legal Affairs (FDLA)
Federal Grant/Contract Number and Grant Year	2105FL5ADM 2021 and 2205FL5ADM 2022
Statistically Valid Sample	N/A
Finding Type	Significant Deficiency
Prior Year Finding	Report No. 2022-189, Finding No. 2021-087
Finding	The list used by the FDLA to conduct periodic IBM Notes user access privilege reviews did not promote an effective review of the appropriateness of all user accounts.
Criteria	<p>Florida Department of Management Services Rule 60GG-2.003(1), Florida Administrative Code – Agency information owners are to review access rights (privileges) periodically based on system categorization or assessed risk and ensure that information technology (IT) access is removed when access to the IT resource is no longer required.</p> <p>Periodic reviews of access privileges help ensure that only authorized users have access and that the access privileges provided to each account remain appropriate. An effective periodic review consists of identifying the current access privileges of system users and services and evaluating the assigned access privileges to ensure that they align with user job responsibilities.</p>
Condition	The FDLA uses IBM Notes for document management and approval and to route data for investigations related to fraud or suspected fraud in the Medicaid program. Our inquiries of FDLA management disclosed that, while user access reviews were performed during the 2021-22 fiscal year, the user list used by the FDLA to complete the reviews was not a system-generated list of all users from IBM Notes. As a result, user accounts could be omitted from the access reviews.
Cause	According to FDLA management, the user account reviews were done in accordance with established procedures using a list of user access changes rather than a system-generated list of all IBM Notes users.
Effect	Periodic reviews of IT user access privileges based on a system-generated list of all user accounts would provide FDLA management greater assurance that user access privileges are authorized and remain appropriate.
Recommendation	We recommend that FDLA management complete periodic reviews of the appropriateness of IBM Notes user access privileges using system-generated lists of all user accounts.
State Entity Response	Corrective action was taken, and the first review done using a system generated list of active users was done after June 30, 2022. Subsequent reviews are being done in accordance with the corrected process.

Finding Number 2022-060 Not Used.

U.S. DEPARTMENT OF HEALTH AND HUMAN SERVICES

Finding Number 2022-061
Assistance Listing Number 93.917
Assistance Listing Program Title HIV Care Formula Grants
Compliance Requirement Subrecipient Monitoring
State Entity Florida Department of Health (FDOH)
Federal Grant/Contract Number and Grant Year 5 X07HA00057-31-00 2022
Statistically Valid Sample No
Finding Type Noncompliance and Significant Deficiency

Finding FDOH procedures did not promote the issuance of management decisions in accordance with Federal regulations and the FDOH did not issue a management decision for one subrecipient's audit findings.

Criteria 2 CFR 200.521 – *Management decision* – The pass-through entity is responsible for issuing a management decision for audit findings pertaining to the Federal award within 6 months of acceptance of the audit report by the Federal Audit Clearinghouse. The management decision must clearly state whether or not the audit finding is sustained, the reasons for the decision, and the expected auditee action to repay disallowed costs, make financial adjustments, or take other action.

Condition During the 2021-22 fiscal year, the FDOH provided approximately \$10.5 million in HIV Care Formula Grants funds to subrecipients. Our evaluation of FDOH procedures and examination of FDOH audit documentation for 6 of 13 subrecipients found that FDOH subrecipient audit procedures need improvement. Specifically, we noted that FDOH procedures did not specifically address or require management decision letters or require such letters to clearly state whether an audit finding was sustained, the reasons for the decision, or the expected auditee corrective action for all audit findings related to Federal awards the FDOH made to subrecipients. As a result, the FDOH did not issue a management decision related to the findings for one subrecipient.

Cause FDOH management indicated that management decision letters are only issued for audit reports containing a finding associated with questioned costs or when there is a corrective action plan that has not been accepted.

Effect Absent the issuance of management decisions for all audit findings pertaining to a Federal award, the FDOH cannot demonstrate compliance with Federal regulations providing for subrecipients to be notified of whether an audit finding is sustained, the reasons for the decision, and the expected auditee corrective action.

Recommendation We recommend that the FDOH enhance subrecipient audit procedures to promote the issuance of management decisions and issue management decisions for all audit findings pertaining to a Federal award in accordance with Federal regulations.

State Entity Response FDOH's Federal Compliance and Audit Management Section is working to update its management decision process to meet federal requirements. This will involve creating a new management decision letter that incorporates all elements of the federal requirements.

THIS PAGE INTENTIONALLY LEFT BLANK

U.S. DEPARTMENT OF HOMELAND SECURITY

Finding Number 2022-062
Assistance Listing Number 97.036 (Includes COVID-19 Awards)
Assistance Listing Program Title Disaster Grants - Public Assistance (Presidentially Declared Disasters)
Compliance Requirement Reporting
State Entity Florida Division of Emergency Management (FDEM)
Federal Grant/Contract Number and Grant Year Various
Statistically Valid Sample No
Finding Type Disclaimer of Opinion and Material Weakness
Prior Year Finding Report No. 2022-189, Finding No. 2021-089

Finding The FDEM did not timely or accurately report subaward information required by the Federal Funding Accountability and Transparency Act (FFATA) in the Federal Funding Accountability and Transparency Act Subaward Reporting System (FSRS). Additionally, the FDEM was unable to provide all FFATA reports requested for audit.

Criteria 2 CFR 170, Appendix A – *Reporting Subawards and Executive Compensation* – Unless otherwise exempt, you must report each action that equals or exceeds \$30,000 in Federal funds for a subaward to a non-Federal entity or Federal agency. In addition, you must report the information about each obligating action, including the subaward obligation/action date.

For subaward information, reporting must occur no later than the end of the month following the month in which the obligation was made.

Condition The FDEM enters into subaward agreements with subrecipients for each Disaster Grant. A subaward agreement may encompass multiple projects where each project is established under separate project worksheets. During the 2021-22 fiscal year, the FDEM obligated 1,203 projects with obligated Disaster Grants funds totaling \$684,320,593. As part of our audit, we requested to review the FSRS reporting records for applicable projects. However, in response to our request, FDEM management indicated that the FDEM reported subaward information in the FSRS by subaward at the time all projects related to the subaward were closed. Consequently, for all applicable projects, required subaward information such as subaward amounts was not timely reported in the FSRS.

We also requested to review the FSRS reporting records for 27 Disaster Grants subawards that closed during the 2021-22 fiscal year. However, in response to our request, the FDEM could not provide documentation evidencing that, for 25 of the subawards, the subaward information was reported in the FSRS. In addition, for the other 2 subawards, our audit disclosed that the FDEM reported in the FSRS the date that the subaward was closed rather than the date that the subaward agreement was signed.

Cause According to FDEM management, due to the significant number of projects that may be related to a subaward, and a shortage of personnel to report project-level information in the FSRS, the FDEM transitioned from reporting by project in the FSRS to reporting by subaward and, for the 2 subawards, reported the date that the subawards were closed rather than the date the subaward agreements were signed. In addition, the FDEM did not report the amount of the subaward at the time the FDEM entered into the subaward agreement with the subrecipient because the final amount of all projects related to a subaward is unknown until the projects are closed.

FDEM management also indicated that, due to the transition of reporting subaward information in the FSRS by Unique Entity ID rather than the DUNS

number, the FDEM could not locate the records for the 25 subawards in the FSRS.

Effect

The FDEM cannot demonstrate that all required information was appropriately and timely reported in the FSRS in accordance with FFATA.

Recommendation

We recommend that FDEM management ensure that all applicable Disaster Grants subawards are appropriately and timely reported in the FSRS.

State Entity Response

FDEM concurs with this finding. FDEM recently conducted a comprehensive business-process analysis for federal grants management to include FFATA reporting. FDEM is using this analysis to develop a technological solution to complete this reporting timely.

U.S. DEPARTMENT OF HOMELAND SECURITY

Finding Number	2022-063
Assistance Listing Number	97.036 (Includes COVID-19 Awards)
Assistance Listing Program Title	Disaster Grants - Public Assistance (Presidentially Declared Disasters)
Compliance Requirement	Subrecipient Monitoring
State Entity	Florida Division of Emergency Management (FDEM)
Federal Grant/Contract Number and Grant Year	Various
Statistically Valid Sample	N/A
Finding Type	Opinion Qualification and Material Weakness
Prior Year Finding	Report No. 2022-189, Finding No. 2021-091
Finding	The FDEM did not evaluate each subrecipient's risk of noncompliance for the purpose of determining the appropriate subrecipient monitoring and, consequently, the FDEM could not demonstrate that monitoring performed was based on risk.
Criteria	2 CFR 200.332 – <i>Requirements for pass-through entities</i> – All pass-through entities must evaluate each subrecipient's risk of noncompliance with Federal statutes, regulations, and the terms and conditions of the subaward for purposes of determining the appropriate subrecipient monitoring. The pass-through entity must also monitor the activities of the subrecipient as necessary to ensure that the subaward is used for authorized purposes, in compliance with Federal statutes, regulations, and the terms and conditions of the subaward, and that subaward performance goals are achieved. Monitoring of the subrecipient must include reviewing financial and performance reports, following-up and ensuring that the subrecipient takes timely and appropriate action on all deficiencies pertaining to the Federal award detected through audits, on-site reviews, and other means, and issuing management decisions as required by 2 CFR 200.521.
Condition	During the 2021-22 fiscal year, the FDEM provided \$1,625,217,330 in Disaster Grants funds to 503 subrecipients. Our inquiries of FDEM management disclosed that the FDEM did not evaluate each subrecipient's risk of noncompliance during the 2021-22 fiscal year for the purpose of determining the appropriate subrecipient monitoring. As a result, the FDEM could not demonstrate that subrecipients had been monitored in accordance with their risk of noncompliance with Federal statutes, regulations, and the terms and conditions of the subaward.
Cause	FDEM management indicated that FDEM subrecipient monitoring policies and procedures were being revised and that the FDEM relied on interactions with the subrecipient throughout the project to ensure that the subawards were used for authorized purposes. FDEM management also indicated that, due to a shortage of staff, the FDEM was unable to complete a risk assessment or perform subrecipient monitoring based on subrecipient risk.
Effect	Absent an evaluation of each subrecipient's risk of noncompliance and monitoring based on the results of the risk assessment, the FDEM cannot adequately ensure that the subaward is used for authorized purposes in compliance with Federal statutes, regulations, and the terms and conditions of the subaward, and that subaward performance goals are achieved.
Recommendation	We recommend that the FDEM evaluate each subrecipient's risk of noncompliance for the purpose of determining the appropriate subrecipient monitoring and conduct subrecipient monitoring based on the risk assessment.

State Entity Response

FDEM concurs with this finding. Due to staffing shortages, FDEM was unable to fully correct subrecipient monitoring. To mitigate this finding, FDEM has requested 15 positions, which will be utilized to conduct onsite and desktop monitoring of subrecipients. FDEM's subrecipient monitoring policies and procedures are being revised.

U.S. DEPARTMENT OF HOMELAND SECURITY

Finding Number 2022-064
Assistance Listing Number 97.039
Assistance Listing Program Title Hazard Mitigation Grant Program (HMGP)
Compliance Requirement Reporting
State Entity Florida Division of Emergency Management (FDEM)
Federal Grant/Contract Number and Grant Year FEMA-4468-DR-FL 2020
FEMA-4337-DR-FL 2018
Statistically Valid Sample No
Finding Type Noncompliance and Significant Deficiency

Finding The FDEM did not always report subaward information required by the Federal Funding Accountability and Transparency Act (FFATA) in the Federal Funding Accountability and Transparency Act Subaward Reporting System (FSRS).

Criteria 2 CFR 170, Appendix A – *Reporting Subawards and Executive Compensation* – Unless otherwise exempt, you must report to the FSRS each action that equals or exceeds \$30,000 in Federal funds for a subaward to a non-Federal entity or Federal agency no later than the end of the month following the month in which the obligation was made.

Condition During the 2021-22 fiscal year, the FDEM disbursed \$28,263,182 in HMGP funds to 93 subrecipients. As part of our audit, we examined the subaward information in the FSRS for 25 subaward actions, totaling \$21,132,022 and noted that, for 1 subaward and 2 subaward modifications, the FDEM did not report the subaward information in the FSRS.

Cause According to FDEM management, a log of all subawards and contracts is maintained to facilitate reporting in accordance with FFATA. In these instances, the subaward information was not included on the log due to employee oversight and, as a result, the subaward information was not reported to the FSRS.

Effect The FDEM cannot demonstrate that all required information was appropriately and timely reported in accordance with FFATA.

Recommendation We recommend that FDEM management enhance controls to ensure that all applicable HMGP subawards are appropriately and timely reported in the FSRS.

State Entity Response FDEM concurs with this finding. FDEM recently conducted a comprehensive business-process analysis for federal grants management to include FFATA reporting. FDEM is using this analysis to develop a technological solution to complete this reporting timely.

THIS PAGE INTENTIONALLY LEFT BLANK

ADDITIONAL MATTERS

Our audit of the State of Florida's basic financial statements for the fiscal year ended June 30, 2022, disclosed certain additional matters that we communicated in the **INDEPENDENT AUDITOR'S REPORT ON INTERNAL CONTROL OVER FINANCIAL REPORTING AND ON COMPLIANCE AND OTHER MATTERS BASED ON AN AUDIT OF FINANCIAL STATEMENTS PERFORMED IN ACCORDANCE WITH GOVERNMENT AUDITING STANDARDS**. Additional matters are issues that, in the auditor's opinion, should be reported, but which are not categorized as a significant deficiency or material weakness.

ADDITIONAL MATTER

FUND ACCOUNTING

Finding Number	AM 2022-01
Opinion Units	Transportation Business and Nonmajor Enterprise Funds
Financial Statements Account Titles	Various
SW Fund Numbers	505501, 509999
State Entity	Florida Department of Financial Services (FD FS)
OLO-GF-SF-FIDs	550000-50-8-415071, 550000-50-8-415081, 550000-50-2-340025, 550000-50-2-340026, 550000-50-2-340027
GL Codes	Various
Adjustment Amounts	\$802,044,751 (Assets); \$172,718,862 (Liabilities); \$1,246,741,166 (Revenues); \$617,415,276 (Expenses)
Statistically Valid Sample	N/A
Finding	The FD FS, Statewide Financial Reporting Section (SFRS), incorrectly accounted for amounts associated with the operations of Florida Department of Transportation (FDOT) toll facilities and the Florida Turnpike Enterprise.
Criteria	<p>Governmental Accounting Standards Board Codification Sections 1300.117 and 1300.124 specify that various types of legal provisions require establishment of funds. At the state level, funds may be created pursuant to constitutional provisions or statutes enacted by the legislative body. Funds may also be created by the governing body to achieve sound and expeditious financial administration and reporting and to comply with grant or contract accounting and financial reporting requirements. The classification of funds created by the governing body takes into account both the sources of fund financial resources and the nature of activities financed. This classification is valuable in managing and controlling current financial operations and for determining compliance with applicable legal provisions.</p> <p>The SFRS <i>Statewide Financial Statements Guidance</i> required State entities to complete fund questionnaire forms for all new funds.</p> <p>The State of Florida Annual Comprehensive Financial Report specifies that the Transportation business fund is a proprietary fund that primarily accounts for the operations of the Florida Turnpike Enterprise, including the Florida Turnpike System. The Nonmajor Enterprise Fund – Other is to include various internal reporting enterprise funds, most of which regulate activities and are funded by the collection of fees.</p> <p>SFRS <i>Procedures for Fund Financial Statements</i> provided instructions for SFRS staff to utilize when identifying and classifying new funds for financial reporting purposes.</p>
Condition	The FDOT submitted to the FD FS fund questionnaire forms for the <i>I-4 Express, Garcon Point Bridge, and Turnpike Bond Construction TF Series 2021B, 2021C, and 2022B</i> , on June 24, 2022, that were reviewed by SFRS staff on June 27, 2022. Our audit found that, while the fund determination forms and support indicated that the <i>I-4 Express</i> and <i>Garcon Point Bridge</i> funds were to account for a new toll facility and the <i>Turnpike Bond Construction TF Series 2021B, 2021C, and 2022B</i> funds were to account for transactions related to the 2021B, 2021C, and 2022B Turnpike bond sales, the SFRS incorrectly recorded FDOT toll facility and Turnpike assets, liabilities, revenues, and expenses totaling \$802,044,751, \$172,718,862, \$1,246,741,166, and \$617,415,276, respectively, to the Nonmajor Enterprise Fund – Other. Subsequent to our audit inquiry, on January 10, 2023, the SFRS recorded

adjustments to correctly report the FDOT toll facility and Turnpike amounts under the Transportation business fund.

Cause	According to SFRS management, inexperienced personnel contributed to the incorrect fund reporting classification.
Effect	Prior to adjustment, assets, liabilities, revenues, and expenses were overstated in the Nonmajor Enterprise fund – Other and understated in the Transportation Business fund by \$802,044,751, \$172,718,862, \$1,246,741,166, and \$617,415,276, respectively.
Recommendation	We recommend that SFRS management enhance year-end fund determination review procedures to ensure that amounts are recorded to the appropriate fund based on the sources of fund financial resources and the nature of activities financed.
State Entity Response	<p>FDFS concurs with the finding:</p> <p>Maintaining the funds list includes reviewing submitted fund questionnaires and updating FLAIR and the Masters Access databases as outlined in Section 10 of BFR 0188-2023 Procedures for Fund Financial Statements. During the fiscal year ended June 30, 2022, inexperienced staff made incorrect conclusions when reviewing the forms. This classification error allowed for the correct financial statement amounts to be recorded as non major when instead it should have been major. The procedure is designed to provide the steps necessary to perform the recording, however, professional judgement and collaboration with management must also be exercised in order to make the correct determinations. Management will provide additional review and monitoring steps.</p> <p>In addition, procedures will be enhanced to require analytical review of all columns including non major columns of the financial statements to identify funds that may be assigned to the incorrect SWF or SWGF.</p>
Estimated Corrective Action Date	07/01/2023
Entity Contact and Telephone Number	Tammy A. Eastman, CPA, Chief, Bureau of Financial Reporting 850-413-5746

ADDITIONAL MATTER

NET RECEIVABLES

Finding Number	AM 2022-02
Opinion Unit	Reemployment Assistance Fund
Financial Statements Account Titles	Receivables, net; Nonoperating Revenues – Other; Benefit payments
SW Fund Number	507501
State Entity	Florida Department of Economic Opportunity (FDEO)
OLO-GF-SF-FID	400000-50-2-765002
GL Codes	15100, 15900, 68900, 77900
Adjustment Amounts	\$445,373,373; \$484,104,151; \$100,722,828; \$61,992,050
Statistically Valid Sample	N/A

Finding The FDEO incorrectly calculated and recorded the fiscal year-end net receivable for unemployment insurance (UI) overpayments and incorrectly recorded UI overpayments as a reduction in Benefit payments instead of as a revenue in accordance with applicable accounting standards.

Criteria Governmental Accounting Standards Board Codification Section N50.123 specifies that, after a nonexchange transaction has been recognized in the financial statements, it may become apparent that the eligibility requirements are no longer met. In these circumstances, the provider should recognize an asset and a revenue for the amount the provider is expected to reclaim.

Section 443.1113, Florida Statutes, provides that the FDEO's Reemployment Assistance Claims and Benefits Information System (CONNECT) must, among other things, process and manage overpayments.

FDEO Bureau of Financial Management *Fiscal Year-End Closing Procedures* provide instructions for recording the outstanding UI overpayment cases accounts receivable balance at fiscal year-end and for establishing a reserve for uncollectible accounts.

Condition FDEO management utilized the CONNECT *Overpayment Aging Report* to determine the total outstanding UI overpayments as of June 30. Additionally, the FDEO uses the average of the 3 previous fiscal years' total UI overpayments collected compared to the average total overpayments to estimate the uncollectible percentage of UI overpayments. This percentage is then applied to the current year overpayments receivable to determine the total UI overpayments net receivable.

Our audit found that, for the 2021-22 fiscal year, the FDEO incorrectly double counted \$445,373,373 from the *Overpayment Aging Report* when calculating and recording the UI overpayment receivable to the State's financial records. Additionally, when calculating the estimated uncollectible percentage for the 2021-22 fiscal year, the FDEO did not use 2020-21 fiscal year overpayment and overpayment collection information. Instead, the FDEO used amounts from the 2019-20, 2018-19, and 2017-18 fiscal years, resulting in the estimated uncollectible percentage being overstated by 6.55 percent. As a result of these errors, the total estimated uncollectible recorded to the State's financial records was \$1,287,504,919, instead of the correct estimated uncollectible of \$803,400,768 (a difference of \$484,104,151). We also noted that the FDEO recorded the UI overpayments as reductions to expenses – Benefit payments, instead of revenues as required by GASB Codification Section N50.123.

Cause According to FDEO management, the differences noted were due to errors in the workbook used to calculate UI overpayment net receivable amounts.

Effect	Prior to audit adjustment, Receivables, net was understated by \$38,730,778, Nonoperating Revenues – Other was understated by \$100,722,828, and Benefit payments was understated by \$61,992,050.
Recommendation	We recommend that FDEO management enhance year-end financial reporting controls to ensure that receivables from UI overpayments agree with the <i>Overpayment Aging Report</i> , estimated uncollectible percentages are based on the prior 3 fiscal years' overpayment records, and that overpayments are recorded as revenues.
State Entity Response	<p>FDEO will enhance its procedures to ensure that the recording of receivables, estimated uncollectibles, and revenues are accurate, complete and sufficiently supported. Historically, FDEO has used the Annual Overpayments Aging Report which was generated from Connect. This report included duplicated 3rd quarter data which staff attempted to remove. In doing so, staff inadvertently included uncollectible amounts in the calculation for active receivables.</p> <p>Going forward, FDEO's Division of Finance and Administration will take the following steps to enhance processes and to reduce the risk of error: 1) Coordinate with Reemployment Assistance staff to ensure that the underlying Connect reports are complete and accurate. 2) Automate the process of calculating the outstanding receivables and estimated uncollectible amounts from the validated Connect reports.</p>
Estimated Corrective Action Date	June 30, 2023
Entity Contact and Telephone Number	Allyce Moriak 850-245-7335

ADDITIONAL MATTER

LEASES

Finding Number	AM 2022-03
Opinion Units	Governmental Activities and Natural Resources, Environment, and Growth Management Fund
Financial Statements Account Titles	Pooled investments with State Treasury; Right to use leased assets, net; Accounts payable and accrued liabilities; Long-term liabilities, Due within one year; Long-term liabilities, Due in more than one year; Capital outlay; Gain/(loss) on disposal of general fixed assets; Lease liabilities issued; and Debt service: Interest and fiscal charges
SW Fund Numbers	800000, 900000, 202600
State Entity	Florida Fish and Wildlife Conservation Commission (FFWCC)
OLO-GF-SF-FIDs	770000-80-9-672002, 770000-90-9-672002, 770000-20-2-021004
GL Codes	12200, 28400, 28500, 32900, 38700, 48700, 72400, 72800, 73400, 79700
Adjustment Amounts	\$1,510,498; \$472,503,083; \$36,387,965; \$17,385; \$1,201,316; \$475,016,713; \$473,815,397; \$215,569
Statistically Valid Sample	N/A
Finding	The FFWCC incorrectly reported monthly lease payment information to the Florida Department of Financial Services, Statewide Financial Reporting Section (SFRS), that was used by the SFRS to calculate and record a lease liability and lease asset.
Criteria	<p>Governmental Accounting Standards Board (GASB) Codification Section L20.118 specifies that a lessee initially should measure the lease liability at the present value of payments expected to be made during the lease term. Measurement of the lease liability should include fixed payments and variable payments that are fixed in substance, if required by a lease.</p> <p>GASB Codification Section L20.127 specifies that a lessee initially should measure the lease asset as the sum of the amount of the initial measurement of the lease liability, lease payments made to the lessor at or before the commencement of the lease term, less any lease incentives received from the lessor at or before the commencement of the lease term, and initial direct costs that are ancillary charges necessary to place the lease asset into service.</p> <p>SFRS <i>GASB 87 User Interface Training</i> (Training) specified that State entities were to report either a single fixed payment, a payment amount escalated over time by a specified rate, or variable monthly payments for each lease meeting the reporting requirements of GASB Statement No. 87, <i>Leases</i>.</p>
Condition	The SFRS established the <i>GASB 87 User Interface</i> to compile State entity lease information necessary to report lease liabilities, lease assets, and related accounts in the State's Annual Comprehensive Financial Report (ACFR). In October 2022, the SFRS made the Training available to State entities such as the FFWCC to facilitate the input of required lease information into the <i>GASB 87 User Interface</i> . Pursuant to SFRS direction, FFWCC staff input lease information and certified that the data correctly reflected the terms of the lease agreements. However, our audit found that for one building lease the FFWCC significantly misstated certain monthly payment amounts when inputting the lease information into the <i>GASB 87 User Interface</i> . For example, the FFWCC reported a monthly lease payment amount of \$13,241,011 for each month during the period July 2032 through June 2034, while monthly lease payment amounts per the lease agreement for this period ranged from \$150,292 to \$152,818. As a result of all misstated monthly payment amounts, the lease liability and lease asset recorded to the State's ACFR were overstated by \$473,815,397 and \$436,115,118, respectively.
Cause	According to FFWCC management, monthly lease payment amounts were recorded in <i>GASB 87 User Interface</i> in the format (i.e., numbers with two decimal

places for cents) requested by the SFRS and there appeared to be an error in the database. Notwithstanding, the differences between the monthly lease payments reported in the *GASB 87 User Interface* by the FFWCC and the payments per the lease agreement did not appear to be result of a formatting or database error and, given the significance of the differences, an additional review performed by FFWCC staff or management should have detected the reporting errors.

Effect

Prior to audit adjustment, Right to use leased assets, net was overstated by \$436,115,118; Long-term liabilities, Due within one year was understated by \$1,201,316; Long-term liabilities, Due in more than one year was overstated by \$475,016,713; Capital outlay was overstated by \$472,503,083; Gain/(loss) on disposal of general fixed assets was overstated \$36,387,965; and Lease liabilities issued were overstated by \$473,815,397, for Governmental Activities. Additionally, for the Natural Resources, Environment, and Growth Management Fund, prior to audit adjustment Pooled investments with State Treasury were overstated by \$1,510,498, Accounts payable and accrued liabilities were understated by \$17,385, Capital outlay was overstated by \$472,503,083, Lease liabilities issued were understated by \$473,815,397, and Debt service: Interest and fiscal charges was understated by \$215,569.

Recommendation

We recommend that FFWCC management establish year-end lease reporting review procedures to ensure that amounts reported in the *GASB 87 User Interface* are accurate and supported by lease agreements.

State Entity Response

FWC concurs with the Auditor's recommendation that management needs to establish year-end lease reporting review procedures to ensure that amounts reported in the *GASB 87 User Interface* are accurate and supported by lease agreements. Such procedures were not previously established due to the impracticable nature associated with the development thereof, in the absence of the *GASB 87 User Interface*. Now that the *GASB 87 User Interface* has been created and made available to state agencies, FWC is in the process of developing year-end lease reporting procedures for the purpose of ensuring the integrity of information provided in subsequent exercises.

Concerning the preliminary and tentative audit finding provided herein, it is of critical importance to provide additional context not outlined in the "Condition" section and for which no acknowledgement was offered in preceding briefings.

As stated, training was made available in October of 2022. To be more specific, this training was provided by SFRS on October 25, 2022. Following this training, agencies were given a due date of November 11, 2022 (note: state offices were closed on November 11, 2022) by which to have all information input into the *GASB 87 User Interface* - thus equating to a total of 10 working days to enter and review lease contracts. It was communicated to agencies to refresh their *GASB 87* browser to pick up an update to the database on November 3, 2022 at 3:55 p.m.; communication which failed to explain the purpose and context associated with the update. Given the timing of instruction and timeframe mandated by SFRS requiring completion of input into the *GASB 87 User Interface*, it was infeasible for management to establish sound procedures - especially considering the fact that *GASB 87* database output (available to the agencies) does not include all fields entered by the agencies, effectively making it impossible to fully review lease entries entered by staff.

In reviewing the Lessee Input data from the *GASB 87* database, it appears that the data provided to FWC management, which management is required to certify, is not the same data that was provided to the auditor. The lease monthly interest rate given to FWC for lease contract #70235 to certify was .1 and Lease Asset Depreciable was marked No. The lease monthly payments only showed entries for July of each year to 2032. There is no indication showing how the lease was entered in reference to single fixed payment, escalation rule, or monthly breakdown. Since the agencies cannot view entries after they are entered and saved by staff, there is no option for the agency to verify how an agreement is

entered and, if entered on the escalation tab in the GASB 87 User Interface, there is no option for the agency to verify whether or not the correct escalation amount was entered. The attachment from the auditor workbook shows the interest rate for lease contract #70235 as 0.0000883333333333 and depreciable asset was marked Yes. This, in effect, is factual evidence that the data had been altered after FWC certified the data and the interest rate was shown to be calculated twice. For example: FWC entered the interest rate as 1.20%, which converted to a monthly basis automatically by the database was 0.1, which is what was certified by FWC. However, the auditor shows this same interest rate as 0.0000883333333333 which is equivalent to 0.1 divided by 12 months. SFRS sent communication to the agencies that BFR may not make corrections to data entered by an agency, but in reviewing the data given to FWC compared with the data provided to the auditor is evident and conclusive that the data is not identical.

The monthly payments on the output from the database per the audit workbook is listed as \$11,366.63 for a total annual payment of \$136,399.50 which is what the monthly lease payment amount per the contract is and is the amount entered by FWC staff. The database calculated an annual increase of 90%, FWC did not enter this increase and there is no option or ability provided as functionality within the GASB 87 User Interface or database for FWC to review what escalation percentage was actually entered.

In the supporting documentation request from the auditor, it was noticed by FWC management that 135 lease agreements that were excluded for GASB 87 were not FWC agreements at all, but were included in FWC data after the the data was certified by FWC management. FWC management questioned the erroneous nature of this data and how such data was assigned to FWC after the certification had been completed. However, FWC was not given the privilege of a response.

The finding states FWC entered monthly lease payment amounts of \$13,241,011 for each month during the period of July 2032 through June 2034, the lease monthly payments on the P8 Certification only shows a monthly July payment out to July 2032.

FWC management does concur that the data shown in the database is not accurate. However, be it noted that FWC management does not concur that this misstatement was solely attributable to entries completed by FWC staff. This statement is founded on the basis that the output shown from the database is not the data that was entered by FWC staff, and further, FWC management does not have the ability to fully investigate the entries to make a determination as to how or for what reason the error occurred.

**Estimated Corrective
Action Date**

TBD

**Entity Contact and
Telephone Number**

Hunter Jones
(850) 617-9535

ADDITIONAL MATTER
ANNUAL COMPREHENSIVE FINANCIAL REPORT

Finding Number	AM 2022-04
Opinion Units	Various
Financial Statements	Various
Account Titles	
SW Fund Numbers	Various
State Entity	Florida Department of Financial Services (FDFS)
OLO-GF-SF-FIDs	Various
GL Codes	Various
Adjustment Amounts	N/A
Statistically Valid Sample	N/A
Prior Year Finding	Report No. 2022-189, Finding No. 2021-001

Finding The FDFS did not prepare and furnish complete financial statements to the Auditor General or prepare and publish the Annual Comprehensive Financial Report (ACFR) within statutorily prescribed time periods.

Criteria Section 216.102(3), Florida Statutes, requires the Chief Financial Officer to prepare and furnish to the Auditor General by December 31 annual financial statements for the State using generally accepted accounting principles (GAAP) and to prepare, publish, and furnish to the Governor, President of the Senate, and Speaker of the House of Representatives an ACFR in accordance with GAAP on or before February 28.

Condition The State of Florida audit engagement letter specified the terms of engagement and provided that management was responsible for the preparation and fair presentation of the financial statements in accordance with accounting principles generally accepted in the United States of America. The engagement letter also specified that management was responsible for making all records and related information available for audit in a timely manner.

The FDFS is responsible for preparing and furnishing to the Auditor General the State's financial statements and related notes to the financial statements by December 31. The FDFS is to prepare, publish, and furnish to the Governor, President of the Senate, and Speaker of the House of Representatives an ACFR in accordance with GAAP on or before February 28. On June 28, 2022, the FDFS provided the audit engagement letter signed by the Chief Financial Officer in which the FDFS acknowledged that management was responsible for making all records and related information available for audit in a timely manner.

The Statewide Financial Reporting Section (SFRS) provided to us for audit interim financial statements and notes to the financial statements for the 2021-22 fiscal year on January 6, 2023, and January 19, 2023, respectively; however, the interim information omitted all financial statement account and note disclosure information related to the implementation of Governmental Accounting Standards Board (GASB) Statement No. 87, *Leases*. Subsequently, on January 31, 2023, the SFRS provided supporting records for financial statement amounts related to leases, but was unable to prepare and furnish complete financial statements and notes to the financial statements for audit until March 10, 2023. Consequently, the FDFS was unable to prepare, publish, and furnish the ACFR in accordance with statutory time frames.

Cause According to SFRS management, the level of coordination with State entities and the volume of accounting entries needed to implement GASB Statement No. 87, *Leases*, contributed to the delays in timely preparing and furnishing complete financial statements and notes to the financial statements for audit.

Effect	Delays in management’s fulfillment of its statutory and agreed upon responsibilities to timely prepare and furnish for audit the financial statements in accordance with accounting principles generally accepted in the United States of America increases the risk that deficiencies in internal control, including those considered to be a significant deficiency or material weakness, ¹ that could lead to a material misstatement may not be timely prevented or detected and corrected. While we extended the timing of our audit procedures to determine whether adjustments to the financial records provided for audit and used to report the State’s financial statements and notes to the financial statements included in the ACFR were necessary, our audit procedures cannot substitute for management’s responsibility to implement adequate controls over financial reporting.
Recommendation	We recommend that FDFS management enhance ACFR preparation processes to account for the implementation of new accounting standards and to ensure that the financial statements are provided to the Auditor General and the ACFR is prepared and published by the dates prescribed in statute.
State Entity Response	<p>FDFS concurs with the finding:</p> <p>Governmental Accounting Standards Board (GASB) Statement No. 87 – Leases required implementation for fiscal year ended June 30, 2022. The implementation required many changes to the ACFR financial statements, notes, and other required supplemental information. FDFS’s current processes to make updates and changes is very manual and labor intensive. For the GASB 87 changes, FDFS established over 23 new general ledger codes, 6 new rollup codes, and 31 new funds. FDFS prepared and processed over 13,000 adjustments. There were also programing modifications to FLAIR, the Statewide Master Adjustment application, 25 Access databases, Excel files, and Wokiva WDesk.</p> <p>FDFS is working in conjunction with JF Black and Workiva for the systematic development of the ACFR compilation process. This development will greatly reduce or eliminate many of the manual steps it takes to produce an ACFR and provide for better checkoffs and control points all the way to the published document. In addition, this new process will provide for a more even flow of work which will greatly reduce the piling up effect of many task assignments at the December 31st date. This same process is used successfully in many other states and local governments throughout the country.</p>
Estimated Corrective Action Date	07/01/2023
Entity Contact and Telephone Number	Tammy A. Eastman, CPA, Chief, Bureau of Financial Reporting 850-413-5746

¹ A material weakness is a deficiency, or combination of deficiencies, in internal control such that there is a reasonable possibility that a material misstatement of the State’s financial statements will not be prevented, or detected and corrected on a timely basis. A significant deficiency is a deficiency, or a combination of deficiencies, in internal control that is less severe than a material weakness, yet important enough to merit attention by those charged with governance.

ADDITIONAL MATTER
SCHEDULE OF EXPENDITURES OF FEDERAL AWARDS

Finding Number AM 2022-05
State Entity Florida Department of Juvenile Justice (FDJJ)

Finding FDJJ procedures for preparing the Schedule of Expenditures of Federal Awards (SEFA) data form were not sufficient to ensure the accuracy of reported amounts. As a result, prior to audit adjustment, amounts reported on the State’s SEFA were incorrect.

Criteria 2 CFR 200.508(b) – *Auditee responsibilities* – The auditee must prepare appropriate financial statements, including the schedule of expenditures of Federal awards in accordance with 2 CFR 200.510.

To reasonably ensure the accuracy and completeness of the State’s SEFA, Florida Department of Financial Services (FDFS) SEFA Instructions required agencies to prepare a SEFA data form and certify its accuracy.

Condition As illustrated below, our examination of the FDJJ SEFA data form for the 2021-22 fiscal year found that total expenditures for the Social Services Block Grant were inaccurately reported.

Federal Expenditures			
Assistance Listing Number	Assistance Listing Program Title	Total Reported Expenditures	Per Audit Total Expenditures
93.667	Social Services Block Grant	\$44,718,229	\$48,888,058

Cause FDJJ management indicated that the error was due to a misunderstanding among FDJJ management.

Effect Prior to audit adjustment, inaccurate information was reported on the State’s SEFA.

Recommendation We recommend that the FDJJ enhance procedures to ensure that the data reported on the SEFA form is accurate and complete prior to submission to the FDFS.

State Entity Response FDJJ’s Bureaus of Budget and Finance and Accounting have modified processes and reporting procedures to ensure reported expenditures are accurately and completely captured for the reporting purposes on the Schedule of Expenditures of Federal Awards. The Bureau of Budget reporting procedures have been updated to prioritize SSBG funds to assist the SEFA reporting process. The Bureau of Finance and Accounting will cross reference expenditures with the reporting produced by Budget to ensure accurate SEFA reporting.

Estimated Corrective Action Date July 1, 2023

Entity Contact and Telephone Number Christian Griffin, Chief of Budget - (850) 717-2401

ADDITIONAL MATTER
SCHEDULE OF EXPENDITURES OF FEDERAL AWARDS

Finding Number AM 2022-06
State Entity Florida Department of Economic Opportunity (FDEO)
Prior Year Finding Report No. 2022-189, Finding No. AM 2021-01

Finding The FDEO did not properly report amounts for Unemployment Insurance (UI) on the Schedule of Expenditures of Federal Awards (SEFA) and Notes to the SEFA. As a result, prior to audit adjustment, amounts reported on the State’s SEFA and Notes to the SEFA were incorrect.

Criteria 2 CFR 200.508(b) – *Auditee responsibilities* – The auditee must prepare appropriate financial statements, including the schedule of expenditures of Federal awards in accordance with 2 CFR 200.510.

To reasonably ensure the accuracy and completeness of the State’s SEFA, Florida Department of Financial Services (FDFS) SEFA Instructions required agencies to prepare a SEFA data form and certify its accuracy.

Condition As illustrated below, our examination of the FDEO SEFA data form and applicable SEFA Note disclosures for the 2021-22 fiscal year found that certain amounts were inaccurately reported.

Federal Expenditures			
Assistance Listing Number	Assistance Listing Program Title	Total Reported Expenditures	Total Per Audit Expenditures
17.225	Unemployment Insurance	\$ 515,641,999	\$ 453,087,029
17.225	COVID-19 Unemployment Insurance	1,404,153,493	1,225,437,282

SEFA Note 3 – Unemployment Insurance		
Note 3 Element	Total Reported Amount	Total Per Audit Amount
Federal Benefits COVID-19	\$1,377,063,697	\$1,198,347,486
State Benefits funded by Taxes	439,340,698	376,785,728

Cause FDEO management indicated that the errors were due to inconsistencies in the data used to determine payables, the correction of a prior year accounting entry, and a calculation error in the worksheet used to calculate other payables.

Effect Prior to adjustment, inaccurate information was reported on the State’s SEFA and Notes to the SEFA.

Recommendation We recommend that the DEO enhance procedures to ensure that amounts for the UI program are accurately reported on the State’s SEFA and Notes to the SEFA.

State Entity Response DEO concurs with the finding. DEO is enhancing its procedures to ensure that amounts are accurately reported on the State’s SEFA and Notes to the SEFA. Expenditures on the SEFA for the period ending June 30, 2022, were overstated due to errors in the prior period. DEO’s Bureau of Financial Management is enhancing its procedures to categorize and exclude accounting entries related to prior periods and will automate processes to reduce to the risk of clerical errors. to categorize and exclude accounting entries related to prior periods and will automate processes to reduce to the risk of clerical errors.

**Estimated Corrective
Action Date**

June 30, 2023

**Entity Contact and
Telephone Number**

Lemuel Toro +1 (850) 245-7359

ADDITIONAL MATTER
SCHEDULE OF EXPENDITURES OF FEDERAL AWARDS

Finding Number AM 2022-07
State Agency Florida Department of Education (FDOE)
Prior Year Finding Report 2022-189, Finding No. AM 2021-02

Finding The FDOE did not properly report amounts for one Federal program on the Schedule of Expenditures of Federal Awards (SEFA). As a result, prior to audit adjustment, amounts reported on the State’s SEFA were incorrect.

Criteria 2 CFR 200.508(b) – *Auditee responsibilities* – The auditee must prepare appropriate financial statements, including the schedule of expenditures of Federal awards in accordance with 2 CFR 200.510.

To reasonably ensure the accuracy and completeness of the State’s SEFA, Florida Department of Financial Services (FDFS) SEFA Instructions required agencies to prepare a SEFA data form and certify its accuracy.

FDOE SEFA Procedures

Condition As illustrated below, our examination of the FDOE SEFA Data form for the 2021-22 fiscal year found that total expenditures for the Coronavirus State and Local Fiscal Recovery Funds program were inaccurately reported.

Total Expenditures			
Assistance Listing Number	Assistance Listing Program Title	Total Reported Expenditures	Total Per Audit Expenditures
21.027	Coronavirus State and Local Fiscal Recovery Funds	\$ -	\$49,471,192

In addition, the FDOE incorrectly reported \$25,543,865 under Assistance Listing Number (ALN) 84.394 instead of ALN 21.027.

Cause According to FDOE management, the FDOE did not establish separate grant numbers to track the expenditures and, as a result, the expenditures were incorrectly reported on the SEFA.

Effect Prior to audit adjustment, inaccurate information was reported on the State’s SEFA.

Recommendation We recommend that the FDOE ensure that grant numbers are established for all Federal awards to facilitate the proper reporting of Federal expenditures on the State’s SEFA.

State Entity Response As result of a miscommunication between the Budget and Comptroller's offices, the grant was not initially established to separately track the expenditures. This was remedied in a timely manner that, in fact, allowed funds to be tracked separately. However, when the SEFA was prepared, the Comptroller's Office did not pick up those grant expenditures, resulting in the inaccuracy.

Moving forward, the appropriate grant numbers will be setup and the Comptroller's office will coordinate with the Budget office to insure all general revenue expenditures funded by federal funds will be added to the SEFA.

Estimated Corrective Action Date March 31, 2023

Entity Contact and Telephone Number Matt Kirkland (850) 245-9996

ADDITIONAL MATTER
SCHEDULE OF EXPENDITURES OF FEDERAL AWARDS

Finding Number AM 2022-08
State Entity Florida Department of Legal Affairs (FDLA)

Finding FDLA procedures for preparing the Schedule of Expenditures of Federal Awards (SEFA) data form were not sufficient to ensure the accuracy of reported amounts. As a result, prior to audit adjustment, amounts reported on the State’s SEFA were incorrect.

Criteria 2 CFR 200.508(b) – *Auditee responsibilities* – The auditee must prepare appropriate financial statements, including the schedule of expenditures of Federal awards in accordance with 2 CFR 200.510.

To reasonably ensure the accuracy and completeness of the State’s SEFA, Florida Department of Financial Services (FDFS) SEFA Instructions required agencies to prepare a SEFA data form and certify its accuracy.

Condition As illustrated below, our examination of the FDLA SEFA data form for the 2021-22 fiscal year found that certain amounts were inaccurately reported.

Federal Expenditures			
Assistance Listing Number	Assistance Listing Program Title	Total Reported Expenditures	Per Audit Total Expenditures
16.575	Crime Victim Assistance	\$97,000,054	\$103,658,033

Amounts Passed Through to Subrecipients			
Assistance Listing Number	Assistance Listing Program Title	Total Reported Amounts Passed Through to Subrecipients	Total Per Audit Amounts Passed Through to Subrecipients
16.575	Crime Victim Assistance	\$18,156,070	\$11,646,468

Cause FDLA management indicated that the errors were due to a misunderstanding of SEFA reporting requirements.

Effect Prior to audit adjustment, inaccurate information was reported on the State’s SEFA.

Recommendation We recommend that the FDLA enhance procedures to ensure that the data reported on the SEFA form is accurate and complete prior to submission to the FDFS.

State Entity Response The original submission incorrectly included financial statement adjustments in the amount reported for total expenditures. The amount reported as “Passed Through to Subrecipients” originally included amounts classified as administrative costs and internal grant awards as allowed by the VOCA grants. The agency agrees with the adjusted amounts.

Estimated Corrective Action Date 12/05/2022

Entity Contact and Telephone Number Sabrina Donovan, 850-414-3536

ADDITIONAL MATTER
SCHEDULE OF EXPENDITURES OF FEDERAL AWARDS

Finding Number AM 2022-09
State Entity Florida Department of Health (FDOH)

Finding FDOH procedures for preparing the Schedule of Expenditures of Federal Awards (SEFA) data form were not sufficient to ensure the accuracy of reported amounts. As a result, prior to audit adjustment, amounts reported on the State’s SEFA were incorrect.

Criteria 2 CFR 200.508(b) – *Auditee responsibilities* – The auditee must prepare appropriate financial statements, including the schedule of expenditures of Federal awards in accordance with 2 CFR 200.510.

To reasonably ensure the accuracy and completeness of the State’s SEFA, Florida Department of Financial Services (FDFS) SEFA Instructions required agencies to prepare a SEFA data form and certify its accuracy.

Condition As illustrated below, our examination of the FDOH SEFA data form for the 2021-22 fiscal year found that certain amounts were inaccurately reported.

Federal Expenditures			
Assistance			
Listing Number	Assistance Listing Program Title	Total Reported Expenditures	Per Audit Total Expenditures
93.917	HIV Care Formula Grants	\$101,411,026	\$101,246,516

Amounts Passed Through to Subrecipients			
Assistance			
Listing Number	Assistance Listing Program Title	Total Reported Amounts Passed Through to Subrecipients	Total Per Audit Amounts Passed Through to Subrecipients
93.917	HIV Care Formula Grants	\$91,669,692	\$10,495,845

Cause FDOH management indicated that the errors were due to incorrect coding of contract expenditures.

Effect Prior to audit adjustment, inaccurate information was reported on the State’s SEFA.

Recommendation We recommend that the FDOH enhance procedures to ensure that the data reported on the SEFA form is accurate and complete prior to submission to the FDFS.

State Entity Response FDOH’s Office of Budget and Revenue Management will work with program offices and the Office of Contract Administration and Oversight to ensure FDOH has established clear guidance on sub-recipient identification in FDOH’s accounting record. This will include the development of additional training, contract review, and updated guidance and procedures.

Estimated Corrective Action Date July 31, 2023

Entity Contact and Telephone Number Ty Gentle, Director, Office of Budget & Revenue Management / 850-245-4453

STATE OF FLORIDA

**SCHEDULE OF EXPENDITURES OF
FEDERAL AWARDS**

FOR FISCAL YEAR ENDED JUNE 30, 2022

STATE OF FLORIDA

FISCAL YEAR ENDED JUNE 30, 2022

SCHEDULE OF EXPENDITURES OF FEDERAL AWARDS

FEDERAL AGENCY / FEDERAL PROGRAM TITLE / PASS-THROUGH ENTITY	ASSISTANCE LISTING NUMBER	AWARD NUMBER	AMOUNTS PASSED THROUGH TO SUBRECIPIENTS	FEDERAL EXPENDITURES
AFRICAN DEVELOPMENT FOUNDATION				
Research And Development Programs Cluster:				
Other Federal Awards	13.RD	2021-210816000001	-	64,134
	13.RD	2021-210817000001	-	75,000
Total Research And Development Programs Cluster:			-	139,134
TOTAL AFRICAN DEVELOPMENT FOUNDATION			-	139,134
CONSUMER PRODUCT SAFETY COMMISSION				
Virginia Graeme Baker Pool and Spa Safety	87.002		-	234,315
Gulf Coast Ecosystem Restoration Council Comprehensive Plan Component Program	87.051		202,114	1,176,735
Total Excluding Cluster:			202,114	1,411,050
TOTAL CONSUMER PRODUCT SAFETY COMMISSION			202,114	1,411,050
ELECTION ASSISTANCE COMMISSION				
Help America Vote Act Requirements Payments	90.401		1,764,993	2,189,214
Total Excluding Cluster:			1,764,993	2,189,214
TOTAL ELECTION ASSISTANCE COMMISSION			1,764,993	2,189,214
EXECUTIVE OFFICE OF THE PRESIDENT				
High Intensity Drug Trafficking Areas Program	95.001			298,542
<i>Passed through from Collier County Sheriff</i>	95.001	SFLHIDTA		17,500
<i>Passed through from Santa Rosa County</i>	95.001	MOU		12,448
<i>Passed through from St. Johns County</i>	95.001	MOU		66,758
COVID-19 - Research and Data Analysis	95.007			65,565
<i>Passed through from University of Baltimore</i>		G2099ONDPCP06A.12	-	460,813
Total Excluding Cluster:			-	460,813
TOTAL EXECUTIVE OFFICE OF THE PRESIDENT			-	460,813
FEDERAL COMMUNICATIONS COMMISSION				
Communications Information and Assistance and Investigation of Complaints	32.001			10,642
COVID-19 Telehealth Program	32.006			81,018
Total Excluding Cluster:			-	91,660
TOTAL FEDERAL COMMUNICATIONS COMMISSION			-	91,660
LIBRARY OF CONGRESS				
Library of Congress Grants	42.011			17,649
Total Excluding Cluster:			-	17,649
Research And Development Programs Cluster:				
Other Federal Awards	42.RD	GA10C0011	-	63,298

See accompanying notes to the Schedule of Expenditures of Federal Awards

STATE OF FLORIDA

FISCAL YEAR ENDED JUNE 30, 2022

SCHEDULE OF EXPENDITURES OF FEDERAL AWARDS

FEDERAL AGENCY / FEDERAL PROGRAM TITLE / PASS-THROUGH ENTITY	ASSISTANCE LISTING NUMBER	AWARD NUMBER	AMOUNTS PASSED THROUGH TO SUBRECIPIENTS	FEDERAL EXPENDITURES
Other Federal Awards	42.RD	GA21C0085	-	35,342
Total Research And Development Programs Cluster:			-	98,640
TOTAL LIBRARY OF CONGRESS			-	116,289
NATIONAL AERONAUTICS AND SPACE ADMINISTRATION				
Science	43.001		21,078	212,655
Office of Stem Engagement (OSTEM)	43.008		-	34,111
Passed through from <i>SECOR Strategies LLC</i>	43.008	80NSSC20M0116	-	2,403
Safety, Security and Mission Services	43.009		-	218,236
Other Federal Awards	43.U11	80JSC021AA002/80JSC021FA 030	-	21,771
Total Excluding Cluster:			21,078	489,176
Research And Development Programs Cluster:				
COVID-19 - Science	43.001	53.5002	-	38,383
Passed through from <i>University of Puerto Rico</i>	43.001		1,942,139	11,113,622
Science	43.001	7000001441 / TRISH #P0602	-	67,127
Passed through from <i>Baylor University College of Medicine</i>	43.001	1661776	-	25,673
Passed through from <i>California Institute of Technology Jet Propulsion Lab</i>	43.001	1671370	-	9,472
Passed through from <i>California Institute of Technology Jet Propulsion Lab</i>	43.001	1671518	-	19,945
Passed through from <i>California Institute of Technology Jet Propulsion Lab</i>	43.001	1655881	-	9,611
Passed through from <i>California Institute of Technology, Jet Propulsion Laboratory</i>	43.001	1674898	-	14,500
Passed through from <i>Chandra X-Ray Center</i>	43.001	GO0-21073X	-	7,287
Passed through from <i>Georgia Institute of Technology</i>	43.001	AWD-101557-G1	-	136,837
Passed through from <i>Jet Propulsion Laboratory</i>	43.001	1619742	-	16,513
Passed through from <i>Jet Propulsion Laboratory</i>	43.001	1639996	-	279,004
Passed through from <i>Johns Hopkins Univ Appl Phy Lab(JHU/APL)</i>	43.001	135496	-	2,584
Passed through from <i>Johns Hopkins Univ Appl Phy Lab(JHU/APL)</i>	43.001	168906	-	17,582
Passed through from <i>Lowell Observatory</i>	43.001	2021-81503	-	19,569
Passed through from <i>Michigan Technological University</i>	43.001	1907019Z1	-	34,986
Passed through from <i>Oregon State University</i>	43.001	NS299A-A	-	31,741
Passed through from <i>Pennsylvania State University</i>	43.001	5597-USF-NASA-D70G	-	4,147
Passed through from <i>Pennsylvania State University</i>	43.001	5615-USF-NASA-H03G	-	58,209
Passed through from <i>Pennsylvania State University</i>	43.001	S000411-NASA	-	118,990
Passed through from <i>Pennsylvania State University</i>	43.001	Sub Award# 5616-FIU-NASA- H03G	-	861
Passed through from <i>Planetary Science Institute</i>	43.001	1687-UCF	-	9,713
Passed through from <i>Planetary Science Institute</i>	43.001	1796-UCF	-	19,665

See accompanying notes to the Schedule of Expenditures of Federal Awards

STATE OF FLORIDA

FISCAL YEAR ENDED JUNE 30, 2022

SCHEDULE OF EXPENDITURES OF FEDERAL AWARDS

FEDERAL AGENCY / FEDERAL PROGRAM TITLE / PASS-THROUGH ENTITY	ASSISTANCE LISTING NUMBER	AWARD NUMBER	AMOUNTS PASSED THROUGH TO SUBRECIPIENTS	FEDERAL EXPENDITURES
Passed through from SETI Institute	43.001	SC 3-402	-	22,496
Passed through from SETI Institute	43.001	SC 3786	-	19,972
Passed through from Southwest Research Institute	43.001	N99047DS	-	48,722
Passed through from Texas A&M University	43.001	M2001633	-	31,731
Passed through from University of California, Davis	43.001	A18-2017-S002	-	59,126
Passed through from University of Colorado at Boulder	43.001	1559149	-	37,747
Passed through from University of Colorado At Boulder	43.001	1560457	-	4,623
Passed through from University of Denver	43.001	SC37607-01/P0153802	-	24
Passed through from University of Georgia	43.001	SUB00002503	-	17,082
Passed through from University of Maryland, Center for Environmental Science	43.001	SA07523058	-	25,247
Passed through from University of Michigan, Ann Arbor	43.001	SUBK00012367-3006085266	-	465
Passed through from University of New Hampshire	43.001	Subaward No. L0095	-	55,871
Passed through from University of Puerto Rico	43.001	80NSSC19K0194	-	72,387
Passed through from University of Washington, Seattle	43.001	UWSC11157	-	67,944
Passed through from Woods Hole Oceanographic Institute	43.001	A101518	-	71,355
Passed through from Yale University	43.001	GR108274(CON-80002119)	-	37,058
Aeronautics	43.002		-	91,669
Passed through from Texas A&M University	43.002	M1703307	-	105,531
Exploration	43.003		264,616	1,885,493
Passed through from University of Maryland	43.003	84479-Z6236201	-	101,080
Space Operations	43.007		118,503	1,239,049
Passed through from Center for the Advancement of Science in Space	43.007	GA-2017-253	-	10
Office of Stem Engagement (OSTEM)	43.008		364,257	2,945,089
Passed through from Florida Space Grant Consortium (FSGC)	43.008	FSGC-14 / TWO-02	-	5,636
Passed through from Florida Space Grant Consortium (FSGC)	43.008	FSGC-14/FOUR-04	-	2,000
Passed through from Florida Space Grant Consortium (FSGC)	43.008	FSGC-14/ONE-01	-	10,188
Passed through from Florida Space Grant Consortium (FSGC)	43.008	FSGC-14/THREE-03	-	12,666
Passed through from Florida Space Research Program	43.008	FSGC-13 TO 07	-	842
Passed through from Florida Space Research Program	43.008	TO 09 FSGC-13	-	24,847
Passed through from National Institute of Aerospace	43.008	C21-202065-UFL	-	1,512
Passed through from National Institute of Aerospace	43.008	C21-202074-FSU	-	41,252
Safety, Security and Mission Services	43.009		25,000	522,708
Space Technology	43.012		115,729	2,248,400
Passed through from IMEC	43.012	80NSSC21K0338	-	89,312
Passed through from Lockheed Martin Corporation	43.012	4400008190	-	15,094
Passed through from Massachusetts Institute of Technology	43.012	S4740 PO 248337	-	108,510
Passed through from Michigan Technological University	43.012	1607060Z2 - P0099837	-	107,160

See accompanying notes to the Schedule of Expenditures of Federal Awards

STATE OF FLORIDA

FISCAL YEAR ENDED JUNE 30, 2022

SCHEDULE OF EXPENDITURES OF FEDERAL AWARDS

FEDERAL AGENCY / FEDERAL PROGRAM TITLE / PASS-THROUGH ENTITY	ASSISTANCE LISTING NUMBER	AWARD NUMBER	AMOUNTS PASSED THROUGH TO SUBRECIPIENTS	FEDERAL EXPENDITURES
<i>Passed through from Michigan Technological University</i>	43.012	1607060Z3	-	596,554
<i>Passed through from National Institute of Aerospace</i>	43.012	None	-	44,271
<i>Passed through from University of California, Berkeley</i>	43.012	00009707	-	196,541
Other Federal Awards	43.RD	80GSFC21C0012	-	3,090,955
	43.RD	80KSC021PA006	-	37,360
	43.RD	80MSFC21P0018	-	138,553
	43.RD	80NSSC20P0105	-	41,677
	43.RD	80NSSC21K1257	-	58,487
	43.RD	80NSSC21P0219	-	1,387
	43.RD	FSGC-13_TO 04	-	7,300
	43.RD	Temporary	-	3,704
<i>Passed through from a.i. solutions, Inc.</i>	43.RD	AIS E3-19-003	-	10,077
<i>Passed through from AnalySwift, LLC</i>	43.RD	80NSSC20C0583	-	8,659
<i>Passed through from Atmospheric and Environmental Research</i>	43.RD	P2503-001	-	25,937
<i>Passed through from California Institute of Technology</i>	43.RD	S465713	-	19,793
<i>Passed through from California Institute of Technology, Jet Propulsion Lab</i>	43.RD	1643079	-	7,688
<i>Passed through from CFD Research Corporation</i>	43.RD	10016	-	6,797
<i>Passed through from CFD Research Corporation</i>	43.RD	9446	-	8,764
<i>Passed through from Cislune, Inc</i>	43.RD	80NSSC21C0409	-	62,500
<i>Passed through from ETA Space</i>	43.RD	80MSFC21C0008	-	20,314
<i>Passed through from Florida Maxima Corporation</i>	43.RD	21-001	-	84,465
<i>Passed through from Florida Space Research Program</i>	43.RD	AGR FSGC-13 TA 10	-	2,463
<i>Passed through from Interdisciplinary Consult Corporation</i>	43.RD	AGR00015644	-	27,275
<i>Passed through from Jacobs Space Exploration Group</i>	43.RD	20N0560	-	14,910
<i>Passed through from Jacobs Space Exploration Group</i>	43.RD	21N00580	-	15,035
<i>Passed through from Lockheed Martin</i>	43.RD	PO 4104505738	23,266	77,182
<i>Passed through from MacLean Engineering & Applied Technologies, LLC</i>	43.RD	RSGS 001	-	5,000
<i>Passed through from MacLean Engineering & Applied Technologies, LLC</i>	43.RD	Masten Space System	-	88,031
<i>Passed through from Nanocomp Technologies Inc.</i>	43.RD	NASA RFP:80LARC18C0007	-	5,742
<i>Passed through from Pegasense, LLC</i>	43.RD	070319 UCF-SBIR-2 GHz SAW	-	15,887
<i>Passed through from PRXARC LLC</i>	43.RD	Subcontract No NASA20-P02	-	17,820
<i>Passed through from Southeastern Universities Research Association</i>	43.RD	C2018-UFLG-01 Task Order	-	46,957
<i>Passed through from Southwest Research Institute</i>	43.RD	K99060JRG	-	44,607
<i>Passed through from Southwest Research Institute</i>	43.RD	K99079CAC	-	8,525
<i>Passed through from Space Lab Technologies, LLC.</i>	43.RD	AGR DTD 6-22-21	-	17,030
<i>Passed through from Space Telescope Science Institute</i>	43.RD	HST-AR-16145.001-A	-	49,923

See accompanying notes to the Schedule of Expenditures of Federal Awards

STATE OF FLORIDA
FISCAL YEAR ENDED JUNE 30, 2022

SCHEDULE OF EXPENDITURES OF FEDERAL AWARDS

FEDERAL AGENCY / FEDERAL PROGRAM TITLE / PASS-THROUGH ENTITY	ASSISTANCE LISTING NUMBER	AWARD NUMBER	AMOUNTS PASSED THROUGH TO SUBRECIPIENTS	FEDERAL EXPENDITURES
<i>Passed through from Space Telescope Science Institute</i>	43.RD	HST-AR-16626.001-A	-	3,750
<i>Passed through from Space Telescope Science Institute</i>	43.RD	HST-GO-14074.007-A	-	20,333
<i>Passed through from Space Telescope Science Institute</i>	43.RD	HST-GO-15094.004-A	-	15,967
<i>Passed through from Space Telescope Science Institute</i>	43.RD	HST-GO-15244.004-A	-	27,155
<i>Passed through from Space Telescope Science Institute</i>	43.RD	HST-GO-15308.001-A	-	10,504
<i>Passed through from Space Telescope Science Institute</i>	43.RD	HSTGO15379002A	-	8,249
<i>Passed through from Space Telescope Science Institute</i>	43.RD	HST-GO-15950.001-A	-	25,747
<i>Passed through from Space Telescope Science Institute</i>	43.RD	HST-GO-15951.011-A	-	45,637
<i>Passed through from Space Telescope Science Institute</i>	43.RD	HST-GO-16002.011-A	-	38,162
<i>Passed through from Space Telescope Science Institute</i>	43.RD	HST-GO-16778.017-A	-	10,400
<i>Passed through from Space Telescope Science Institute</i>	43.RD	JWST-ERS-01355.003-A	-	15,419
<i>Passed through from Stone Aerospace</i>	43.RD	AGR DTD 02-14-2019	-	50,981
<i>Passed through from SurpPlasma, Inc.</i>	43.RD	AGR00021616	-	35,000
<i>Passed through from SurpPlasma, Inc.</i>	43.RD	AGR00024726	-	2,182
<i>Passed through from Truventic LLC</i>	43.RD	80NSSC21C0416	-	32,346
<i>Passed through from Universities Space Research Association</i>	43.RD	SOF070165	543	1,107
<i>Passed through from University of Arizona</i>	43.RD	569116	-	137,001
<i>Passed through from University of Arizona</i>	43.RD	Y603233	-	29,362
<i>Passed through from University of California</i>	43.RD	0995SWB425	-	32,668
<i>Passed through from University of Colorado at Boulder</i>	43.RD	1556355	-	505,177
Total Research And Development Programs Cluster:			2,854,053	28,141,236
TOTAL NATIONAL AERONAUTICS AND SPACE ADMINISTRATION			2,875,131	28,630,412
NATIONAL ARCHIVES AND RECORDS ADMINISTRATION				
National Historical Publications and Records Grants	89.003		-	72,341
Total Excluding Cluster:			-	72,341
Research And Development Programs Cluster:				
National Historical Publications and Records Grants	89.003		-	94,172
Total Research And Development Programs Cluster:			-	94,172
TOTAL NATIONAL ARCHIVES AND RECORDS ADMINISTRATION			-	166,513
NATIONAL FOUNDATION ON THE ARTS AND THE HUMANITIES				
Promotion of the Arts Grants to Organizations and Individuals	45.024		-	127,665
<i>Passed through from South Arts, Inc</i>	45.024	Grant 6319	-	2,614
COVID-19 - Promotion of the Arts Partnership Agreements	45.025	COVID-19 - 1863339-61-20	-	1,075,100
Promotion of the Arts Partnership Agreements	45.025		358,322	946,897
<i>Passed through from South Arts</i>	45.025	5853	-	5,000
Promotion of the Humanities Federal/State Partnership	45.129		-	196,593

See accompanying notes to the Schedule of Expenditures of Federal Awards

STATE OF FLORIDA

FISCAL YEAR ENDED JUNE 30, 2022

SCHEDULE OF EXPENDITURES OF FEDERAL AWARDS

FEDERAL AGENCY / FEDERAL PROGRAM TITLE / PASS-THROUGH ENTITY	ASSISTANCE LISTING NUMBER	AWARD NUMBER	AMOUNTS PASSED THROUGH TO SUBRECIPIENTS	FEDERAL EXPENDITURES
<i>Passed through from Florida Humanities Council</i>	45.129	GR_0321_4954_2661	-	2,903
<i>Passed through from Florida Humanities Council</i>	45.129	GR_0620_4798_2612	-	48
<i>Passed through from Florida Humanities Council</i>	45.129	GR_0621_5003_2676	-	3,000
<i>Passed through from Florida Humanities Council</i>	45.129	GR_0621_5004_2677	-	3,000
<i>Passed through from Florida Humanities Council</i>	45.129	GR_0621_5006_2679	-	3,000
<i>Passed through from Florida Humanities Council</i>	45.129	GR_0621_5008_2681	-	2,624
<i>Passed through from Florida Humanities Council</i>	45.129	GR_0621_5009_2682	-	3,000
<i>Passed through from Florida Humanities Council</i>	45.129	GR_0821_5013_2685	-	17,821
<i>Passed through from Florida Humanities Council</i>	45.129	GR_0821_5014_2686	-	902
<i>Passed through from Florida Humanities Council</i>	45.129	GR_1021_5057_2702	-	4,800
<i>Passed through from Florida Humanities Council</i>	45.129	GR_1021_5058_2703	-	1,499
<i>Passed through from Florida Humanities Council</i>	45.129	GR_1021_5059_2704	-	5,000
<i>Passed through from Florida Humanities Council</i>	45.129	GR_1021_5060_2705	-	3,723
<i>Passed through from Florida Humanities Council</i>	45.129	GR_1021_5061_2706	-	1,441
<i>Passed through from Florida Humanities Council</i>	45.129	GR_1021_5064_2709	-	3,856
<i>Passed through from Florida Humanities Council</i>	45.129	GR_1021_5065_2710	-	3,200
<i>Passed through from Florida Humanities Council</i>	45.129	GR_1021_5066_2711	-	5,000
<i>Passed through from Florida Humanities Council</i>	45.129	GR_1021_5067_2712	-	5,000
<i>Passed through from Florida Humanities Council</i>	45.129	GR_1021_5069_2714	-	4,758
<i>Passed through from Florida Humanities Council</i>	45.129	GR_1021_5070_2715	-	3,344
<i>Passed through from Florida Humanities Council</i>	45.129	GR_1021_5073_2717	-	17,842
<i>Passed through from Florida Humanities Council</i>	45.129	GR_1220_4882_2841	-	2,765
<i>Passed through from Florida Humanities Council, Inc.</i>	45.129	GR-0621-5007-268	-	3,000
Promotion of the Humanities Challenge Grants	45.130		-	3,751
Promotion of the Humanities Division of Preservation and Access	45.149		72,683	366,701
<i>Passed through from NATIONAL ENDOWMENT FOR THE HUMANITIES</i>	45.149	PG-271745-20		211
COVID-19 - Promotion of the Humanities Teaching and Learning Resources and Curriculum Development	45.162	COVID-19 - ZED-283271-22		23,389
Promotion of the Humanities Teaching and Learning Resources and Curriculum Development	45.162			109,562
<i>Passed through from Teagle Foundation</i>	45.162	Subaward # 2005411		23,711
Promotion of the Humanities Professional Development	45.163			26,703
Promotion of the Humanities Office of Digital Humanities	45.169			106,379
<i>Passed through from South Carolina Department of Natural Resources</i>	45.169	SCDNR FY2021-039		2,169
<i>Passed through from South Carolina Department of Natural Resources</i>	45.169	SCDNR FY2021-042		3,308
COVID-19 - Grants to States	45.310	COVID-19 - 20-CARES-25		62,702
	45.310	COVID-19 - 21-ARPA-54		25,697
	45.310	COVID-19 - LS-250202-OLS-	3,205,578	3,205,578
		21		

See accompanying notes to the Schedule of Expenditures of Federal Awards

STATE OF FLORIDA

FISCAL YEAR ENDED JUNE 30, 2022

SCHEDULE OF EXPENDITURES OF FEDERAL AWARDS

FEDERAL AGENCY / FEDERAL PROGRAM TITLE / PASS-THROUGH ENTITY	ASSISTANCE LISTING NUMBER	AWARD NUMBER	AMOUNTS PASSED THROUGH TO SUBRECIPIENTS	FEDERAL EXPENDITURES
Grants to States	45.310		4,983,551	11,787,196
Peace Corps' Global Health and PEPFAR Initiative Program	45.400		-	24,695
Other Federal Awards	45.U12	140D0421P0124	-	22,222
Total Excluding Cluster:			8,620,134	18,249,369
Research And Development Programs Cluster:				
Promotion of the Arts Grants to Organizations and Individuals	45.024		-	114,014
Promotion of the Arts Partnership Agreements				
<i>Passed through from Henry M Jackson Foundation for the Advancement of Military Medicine</i>				
Promotion of the Humanities Federal/State Partnership	45.025	Subaward 5760, PO 1023583	-	25,861
Promotion of the Humanities Division of Preservation and Access	45.129		-	11,127
Promotion of the Humanities Fellowships and Stipends	45.149		9,015	34,644
Promotion of the Humanities Research	45.160		-	50,735
<i>Passed through from Lehigh University</i>				
Promotion of the Humanities Teaching and Learning Resources and Curriculum Development	45.161	544500-78001	-	128,482
Promotion of the Humanities Professional Development	45.162		-	8,969
Museums for America	45.163		-	4,346
				50,588
<i>Passed through from Institute of Museum and Library Services</i>				
COVID-19 - Grants to States	45.301	MA-245676-OMS-20	-	7,580
	45.310	COVID-19 - SKM_C45821102808192	-	37,457
Grants to States	45.310		-	57,310
COVID-19 - National Leadership Grants				
<i>Passed through from Institute of Museum and Library Services</i>				
National Leadership Grants	45.312	ARPMIL-250494-OMLS-22	-	14,000
	45.312		-	168,541
Total Research And Development Programs Cluster:			9,015	713,654
TOTAL NATIONAL FOUNDATION ON THE ARTS AND THE HUMANITIES			8,629,149	18,963,023
NATIONAL SCIENCE FOUNDATION				
Engineering	47.041			192,272
Education and Human Resources	47.076			22,100
Total Excluding Cluster:				214,372
Research And Development Programs Cluster:				
COVID-19 - Engineering	47.041	COVID-19 - 1825761	-	8,988
	47.041	COVID-19 - 2027489	-	47,098
	47.041	COVID-19 - 2028527	-	20,168
	47.041	COVID-19 - 2031221	-	7,167
	47.041	COVID-19 - 2031227	-	99,652
	47.041	COVID-19 - 2032458	-	45,434
	47.041	COVID-19 - 2032734	-	12,509

See accompanying notes to the Schedule of Expenditures of Federal Awards

STATE OF FLORIDA

FISCAL YEAR ENDED JUNE 30, 2022

SCHEDULE OF EXPENDITURES OF FEDERAL AWARDS

FEDERAL AGENCY / FEDERAL PROGRAM TITLE / PASS-THROUGH ENTITY	ASSISTANCE LISTING NUMBER	AWARD NUMBER	AMOUNTS PASSED THROUGH TO SUBRECIPIENTS	FEDERAL EXPENDITURES
COVID-19 - Engineering	47.041	COVID-19 - 2050407	-	18,503
Passed through from Kismet Technologies, LLC	47.041	COVID-19 - 2124696	-	15,626
Engineering	47.041	2032056	-	70,316
Passed through from American Society for Engineering Education	47.041	769-2077	971,498	22,254,908
Passed through from American Society of Engineering Education	47.041	769-2052	-	32,276
Passed through from Benanova	47.041	AGR00017949	-	91,497
Passed through from Boston University	47.041	4500003728-Thrust 2	-	48,106
Passed through from Boston University	47.041	4500003729-Thrust 4	-	151,374
Passed through from Boston University	47.041	4500003730-EWD	-	33,262
Passed through from Boston University	47.041	4500003883	-	97,355
Passed through from Boston University	47.041	4500003929	-	22,667
Passed through from Boston University	47.041	4500004128-Thrust 2	-	18,794
Passed through from Boston University	47.041	4500004129-Thrust 4	-	150,279
Passed through from Boston University	47.041	4500004130; WDE Thrust	-	74,734
Passed through from Boston University	47.041	4500004131; DCOI Thrust	-	132,704
Passed through from Colorado State University	47.041	Sub #: G-00973-10 / PTE #: CBET-14444758	-	45,590
Passed through from CrossMHV, LLC	47.041	2126903	-	41,370
Passed through from Ed Vision Corp.	47.041	2014338	-	80,747
Passed through from Emerging Futures, LLC	47.041	2048453	-	9,043
Passed through from Howard University	47.041	009758-100094866	-	8,839
Passed through from Lehigh University	47.041	543852-78001	-	35,933
Passed through from Looking Glass Ventures, LLC d/b/a Edfinity	47.041	Award Number -1758301	-	61,377
Passed through from Massachusetts Institute of Technology	47.041	S5485 PO#646300	-	6,500
Passed through from Morgan State University	47.041	Morgan-SU-01	-	12,116
Passed through from Morgan State University	47.041	P0018530-NSF087-454-011	-	10,631
Passed through from Neurovascular Diagnostics, Inc.	47.041	1926845	-	112,849
Passed through from North Carolina Agricultural and Technical State University	47.041	260407A	-	8,154
Passed through from North Carolina State University	47.041	2012-1067-03, Prime EEC- 1160483	-	12,782
Passed through from North Carolina State University	47.041	2017-2662-02	-	179,989
Passed through from North Carolina State University	47.041	2019-2993-01	-	54,882
Passed through from Northeastern University	47.041	502861-78050	-	5,176
Passed through from Novata Ltd	47.041	Prime FA864921P0734	-	5,367
Passed through from Ohio State University	47.041	Subaward# 60054657/ 2CFR 200.415/ PO# RF01449345	-	18,750
Passed through from Oregon State University	47.041	210S2097A-A	-	1,064
				8,562

See accompanying notes to the Schedule of Expenditures of Federal Awards

STATE OF FLORIDA

FISCAL YEAR ENDED JUNE 30, 2022

SCHEDULE OF EXPENDITURES OF FEDERAL AWARDS

FEDERAL AGENCY / FEDERAL PROGRAM TITLE / PASS-THROUGH ENTITY	ASSISTANCE LISTING NUMBER	AWARD NUMBER	AMOUNTS PASSED THROUGH TO SUBRECIPIENTS	FEDERAL EXPENDITURES
Passed through from Pennsylvania State University	47.041	S000667-NSF	-	9,867
Passed through from Princeton University	47.041	SUB0000353	-	10,831
Passed through from Purdue University	47.041	Subaward No: 10001518-008	-	8,979
Passed through from QLEDCures LLC	47.041	1843101	-	1,725
Passed through from Rensselaer Polytechnic Institute	47.041	A12860	-	7,183
Passed through from Rowan University	47.041	Sub# 50972-1	-	11,938
Passed through from Sandia National Laboratories	47.041	2175574	-	44,830
Passed through from Sandia National Laboratories	47.041	PO 2270275	-	121,599
Passed through from Silicon Assurance, LLC	47.041	2036234	-	66,129
Passed through from Soil Culture Solutions, LLC	47.041	AGR00022682	-	16,383
Passed through from Stereology Resource Center, Inc.	47.041	NSFG-1926990-19	-	110,447
Passed through from SUNY University at Buffalo	47.041	R1270867	-	41,406
Passed through from SurpPlasma, Inc.	47.041	AGR00019514	-	12,422
Passed through from Sustainable Road Engineering Inc	47.041	2035768	-	77,155
Passed through from Texas A&M University	47.041	M1902444	-	29,753
Passed through from Texas A&M University	47.041	Subaward No: M1801376	-	491,770
Passed through from The Natural Nipple Corp.	47.041	2052173	-	15,318
Passed through from University of Colorado At Boulder	47.041	1560269	-	11,126
Passed through from University of Colorado At Boulder	47.041	AGR DTD 10-12-2020	-	1,500
Passed through from University of Connecticut	47.041	432343	-	71,295
Passed through from University of Georgia	47.041	SUB00002309	-	5,629
Passed through from University of Maryland	47.041	103465-Z3794203	-	107,410
Passed through from University of Maryland	47.041	88941-Z3302208	-	22,227
Passed through from University of Nevada, Reno	47.041	UNR-20-18	-	171,933
Passed through from University of Notre Dame	47.041	203435UFL	-	10,952
Passed through from University of Pennsylvania	47.041	580247/PO 4688595	-	557,773
Passed through from University of Rochester	47.041	417736G / UR FAO GR511055	-	29,751
Passed through from University of Texas, Austin	47.041	UTAUS-SUB00000289	-	23,530
Passed through from University of Texas, El Paso	47.041	226101027A	-	11,884
Passed through from University of Utah	47.041	10052264-02 FL	-	48,505
Passed through from University of Virginia	47.041	GAI1486.PO#2248663	-	18,830
Passed through from University of Wyoming	47.041	1005245-UCF	-	10,680
Passed through from Vanderbilt University	47.041	UNIV61169	-	90,895
Passed through from Yale University	47.041	GR110947 (CON-80002668)	11,376,396	154,733
Mathematical and Physical Sciences	47.049			88,196,614
Passed through from Arizona State University	47.049	ASUB00000594		17,619

See accompanying notes to the Schedule of Expenditures of Federal Awards

STATE OF FLORIDA

FISCAL YEAR ENDED JUNE 30, 2022

SCHEDULE OF EXPENDITURES OF FEDERAL AWARDS

FEDERAL AGENCY / FEDERAL PROGRAM TITLE / PASS-THROUGH ENTITY	ASSISTANCE LISTING NUMBER	AWARD NUMBER	AMOUNTS PASSED THROUGH TO SUBRECIPIENTS	FEDERAL EXPENDITURES
Passed through from Arizona State University	47.049	ASUB00000595; Prime# 2037910	-	9,916
Passed through from Arkansas State University	47.049	19-056-19	-	27,447
Passed through from Association of Universities for Research in Astronomy, Inc.	47.049	N52129C	85,890	97,774
Passed through from California Institute of Technology	47.049	75-SS02320	-	15,403
Passed through from Cornell University	47.049	75548-10812	-	28,297
Passed through from Cornell University	47.049	79433-20661	-	229,527
Passed through from Cornell University	47.049	90886-20053	-	11,035
Passed through from Georgia Institute of Technology	47.049	AWD-100713-G4 (RG173-G4)	-	4,872
Passed through from Georgia Institute of Technology	47.049	AWD-102145-G3	-	135,528
Passed through from Mathematical Association of America	47.049	DMS-1722275	-	4,204
Passed through from National Radio Astronomy Observatory	47.049	PO No 367233	-	101,516
Passed through from National Radio Astronomy Observatory	47.049	SOSPA6-026	-	26,084
Passed through from National Radio Astronomy Observatory	47.049	SOSP A8-010	-	15,515
Passed through from National Radio Astronomy Observatory	47.049	1644779	-	603
Passed through from National Science Foundation	47.049	SP0041522-PROJ0011821	-	57,362
Passed through from Northwestern University	47.049	S2270B-M	-	12,831
Passed through from Oregon State University	47.049	5145-UCF-NSF-0620	-	27,782
Passed through from Pennsylvania State University	47.049	SUB0000183	-	1,239,788
Passed through from Princeton University	47.049	G001942-7510	-	1,853
Passed through from Southern Methodist University	47.049	Sub Award No.1554566	-	112,401
Passed through from University of Colorado	47.049	Subaward No. 1561738	-	12,414
Passed through from University of Colorado	47.049	25-0521-0244-004	-	227,910
Passed through from University of Nebraska	47.049	A18-0211-S001	-	10,576
Passed through from University of Tennessee	47.050	A21-0020-S001	515,904	10,690,400
Geosciences	47.050	I(GG015488)	-	18,923
Passed through from California State University, Northridge	47.050	11 B(GG009393-04)	-	121,815
Passed through from Columbia University	47.050	11C(GG009393-04)	-	3,218
Passed through from Columbia University	47.050	SU-19-1001-00-USF	-	39,061
Passed through from Incorporated Research Institutions For Seismology	47.050	2005153787	-	11,788
Passed through from Johns Hopkins University	47.050	P0196259	-	48,591
Passed through from Oregon State University	47.050	10000900-021	-	5,044
Passed through from Purdue University	47.050	Subaward 40F93-C	-	160
Passed through from Research Foundation of CUNY	47.050	2064	-	638
Passed through from Rutgers University	47.050	2153-48-FAMU	-	5,533
Passed through from Savannah State University	47.050	M2103408-28-520040-00003	-	29,729
Passed through from Texas A&M University	47.050		-	6,062

See accompanying notes to the Schedule of Expenditures of Federal Awards

STATE OF FLORIDA

FISCAL YEAR ENDED JUNE 30, 2022

SCHEDULE OF EXPENDITURES OF FEDERAL AWARDS

FEDERAL AGENCY / FEDERAL PROGRAM TITLE / PASS-THROUGH ENTITY	ASSISTANCE LISTING NUMBER	AWARD NUMBER	AMOUNTS PASSED THROUGH TO SUBRECIPIENTS	FEDERAL EXPENDITURES
Passed through from Univ Corp for Atmospheric Research	47.050	SUBAWD003062	-	125,107
Passed through from Universidad Interamericana de Puerto Rico Inc	47.050	1	-	25,281
Passed through from University Corporation for Atmospheric Research	47.050	SUBAWD00292/PO_P20216 13	-	1,939
Passed through from University of Alabama	47.050	A00-208-S001	-	50,967
Passed through from University of Arkansas	47.050	UA2021-239	-	3,080
Passed through from University of California, Davis	47.050	A17-0253-S008	-	32,069
Passed through from University of California, San Diego	47.050	838399755	-	44,037
Passed through from University of Georgia	47.050	SUB00001907	-	31,403
Passed through from University of Georgia	47.050	SUB00002236	-	578
Passed through from University of Maryland College Park	47.050	84630-Z3284202	-	16,882
Passed through from University of New Hampshire	47.050	Sub: 16-021 / Prime: EAR- 1331841	-	2,271
Passed through from University of New Hampshire	47.050	Subaward No. 14-058	-	4,131
Passed through from University of Oklahoma	47.050	Subaward Number: 2022-19	-	21,316
Passed through from University of Rhode Island	47.050	0007414/04222020	-	46,039
Passed through from University of South Carolina	47.050	18-3507	-	15,440
Passed through from University of Tennessee	47.050	A20-0603-S001	-	16,148
Passed through from Woods Hole Oceanographic Institute	47.050	A101398	-	26,978
Computer and Information Science and Engineering	47.070		1,572,630	20,763,809
Passed through from Arizona State University	47.070	ASUB00000458	-	48,376
Passed through from Colorado School of Mines	47.070	402052_5806	-	32,787
Passed through from Computing Research Association	47.070	CIF2020-UF-33	-	112,286
Passed through from Intel Foundation	47.070	Grant agreement	-	25,193
Passed through from Michigan State University	47.070	RC110224UF	-	12,998
Passed through from New Jersey Institute of Technology	47.070	997688-2021-22	-	3,448
Passed through from North Carolina State University	47.070	2020-2949-01	-	13,827
Passed through from Purdue University	47.070	10001257014	-	9,406
Passed through from Research Foundation for SUNY	47.070	1169349/2/91779	-	1,359
Passed through from Research Foundation of the State University of New York	47.070	79217/11421102	-	11,365
Passed through from State University of New York Buffalo	47.070	R1288131	-	3,712
Passed through from Tennessee Tech University	47.070	BL_150289734	-	6,159
Passed through from Texas A&M University	47.070	M2001054	-	16,314
Passed through from University of Alabama Tuscaloosa	47.070	A21-0094-S001	-	6,772
Passed through from University of California, Los Angeles	47.070	0145GYB037	-	1,081
Passed through from University of Illinois Urbana-Champaign	47.070	098635-17820	-	48,695
Passed through from University of Illinois Urbana-Champaign	47.070	106203-18640	-	14,865
Passed through from University of Minnesota	47.070	A006581301	-	53,921

See accompanying notes to the Schedule of Expenditures of Federal Awards

STATE OF FLORIDA

FISCAL YEAR ENDED JUNE 30, 2022

SCHEDULE OF EXPENDITURES OF FEDERAL AWARDS

FEDERAL AGENCY / FEDERAL PROGRAM TITLE / PASS-THROUGH ENTITY	ASSISTANCE LISTING NUMBER	AWARD NUMBER	AMOUNTS PASSED THROUGH TO SUBRECIPIENTS	FEDERAL EXPENDITURES
<i>Passed through from University of Missouri-Kansas City</i>	47.070	0098372/00067063	-	4,806
<i>Passed through from University of North Carolina, Chapel Hill</i>	47.070	5115817	-	54,813
<i>Passed through from University of South Carolina</i>	47.070	19-3756 PO#2000042858	-	2,022
<i>Passed through from University of Texas, El Paso</i>	47.070	226100958C; Prime#CNS-1551221	-	60,849
<i>Passed through from University of Texas, El Paso</i>	47.070	226100998F; prime#1834620	-	93,389
<i>Passed through from University of Texas, El Paso</i>	47.070	226101090D	-	7,041
<i>Passed through from University of Texas, El Paso</i>	47.070	Subaward No: 226101090L; Prime# 2137791	-	6,333
<i>Passed through from University of Texas, San Antonio</i>	47.070	100003084	-	22,377
<i>Passed through from University of Washington, Seattle</i>	47.070	UWSC9863	-	59,627
<i>Passed through from Virginia Polytechnic Institute and State University</i>	47.070	479879-19300	-	23,049
<i>Passed through from Worcester Polytechnic Institute</i>	47.070	11134-GR	-	1,909
COVID-19 - Computer and Information Science and Engineering	47.070	COVID-19 - 2027339 (COVID-19)	-	19,121
	47.070	COVID-19 - 2027360	-	22,697
	47.070	COVID-19 - 2028051	-	8,181
	47.070	COVID-19 - 2028709	34,028	34,028
	47.070	COVID-19 - 2035686	31,174	55,783
	47.070	COVID-19 - 2125165	-	36,997
Biological Sciences	47.074		1,329,225	18,668,138
<i>Passed through from Botanical Research Institute of Texas</i>	47.074	BRIT1902078UF	-	5,641
<i>Passed through from California Academy of Sciences</i>	47.074	2001435-CAS-001	-	6,551
<i>Passed through from California Polytechnic State University</i>	47.074	2019-4-51267	-	4,905
<i>Passed through from Chicago State University</i>	47.074	53118	-	8,447
<i>Passed through from Ecological Society of America, Inc.</i>	47.074	1929524	-	12,128
<i>Passed through from Field Museum</i>	47.074	50127-1-FDP	-	8,384
<i>Passed through from Field Museum of Natural History</i>	47.074	50129-1-FDP	-	1,253
<i>Passed through from Kansas State University</i>	47.074	A00-0490-S002	-	10,987
<i>Passed through from Michigan State University</i>	47.074	RC104982UFL	-	155
<i>Passed through from Michigan State University</i>	47.074	RC110611UFL	-	96,491
<i>Passed through from Mississippi State University</i>	47.074	031100.362167.01	-	41,671
<i>Passed through from Montana State University (MSU)</i>	47.074	G289-22-W7301	-	6,769
<i>Passed through from National Science Foundation</i>	47.074	2001249	-	7,700
<i>Passed through from New Jersey Institute of Technology</i>	47.074	997071	-	42,628
<i>Passed through from New York Botanical Garden</i>	47.074	1802034-05-UFL	-	4,904
<i>Passed through from North Carolina State University</i>	47.074	2020-2578-01	-	162,238
<i>Passed through from Occidental College</i>	47.074	OXY-G30152-001	-	15,967

See accompanying notes to the Schedule of Expenditures of Federal Awards

STATE OF FLORIDA

FISCAL YEAR ENDED JUNE 30, 2022

SCHEDULE OF EXPENDITURES OF FEDERAL AWARDS

FEDERAL AGENCY / FEDERAL PROGRAM TITLE / PASS-THROUGH ENTITY	ASSISTANCE LISTING NUMBER	AWARD NUMBER	AMOUNTS PASSED THROUGH TO SUBRECIPIENTS	FEDERAL EXPENDITURES
Passed through from Ohio State University	47.074	60078895	-	166,418
Passed through from Stanford University	47.074	61082473-118374	-	770
Passed through from Swarthmore College	47.074	202101	-	13,448
Passed through from University of California, Los Angeles	47.074	0830 G YA026	-	37,311
Passed through from University of California, Riverside	47.074	S-000995	-	27,380
Passed through from University of Colorado Anschutz Medical	47.074	FY22.1129.001	-	11,539
Passed through from University of Colorado At Boulder	47.074	1559767	-	3,110
Passed through from University of Georgia	47.074	RC371-289/S001132	-	2,739
Passed through from University of Houston	47.074	Subaward# R-18-0091	-	14,748
Passed through from University of Maryland College Park	47.074	80433-23433201	-	152,915
Passed through from University of Michigan	47.074	3004020994	-	41,924
Passed through from University of Michigan	47.074	SUBK00014582	-	14,721
Passed through from University of Montana	47.074	PG20-66329-01	-	207,324
Passed through from University of Nevada, Reno	47.074	UNR 20-12	-	5,641
Passed through from University of Oregon	47.074	2010R0C	-	785
Passed through from University of Puerto Rico	47.074	2020-001	-	106,015
Passed through from University of Rhode Island	47.074	0008481/031721	-	393
Passed through from University of Tennessee	47.074	A21-0345-S005	-	21,387
Passed through from University of Texas at Austin	47.074	UTA19-000993	-	2,661
Passed through from Villanova University	47.074	525874	-	6,649
Passed through from Virginia Aquarium & Marine Science Center	47.074	Subaward: 722892-712683 / PTE: 2003292	-	6,420
Passed through from Washington State University	47.074	138645 G004254	-	64,980
Passed through from Williams College	47.074	WmsNSF2100163_2021FSU	-	46,213
Passed through from Yale University	47.074	CON-80003122 (GR113680)	-	22,778
COVID-19 - Biological Sciences	47.074	COVID-19 - 2031626	-	2
	47.074	COVID-19 - NSF 2028097	-	48,879
COVID-19 - Social, Behavioral, and Economic Sciences	47.075	COVID-19 - 2030344	-	28,784
	47.075	COVID-19 - 2030830	-	18,582
	47.075	COVID-19 - 2031043	-	20,827
	47.075	COVID-19 - 2052268	-	45,396
	47.075	COVID-19 - 2116889	-	5,360
	47.075	COVID-19 - 2119179	-	5,712
Passed through from Bentley Univ	47.075	2317-04	-	2,047
Social, Behavioral, and Economic Sciences	47.075		385,161	3,957,270
Passed through from Arizona State University	47.075	16-818	-	26,053
Passed through from California State University Long Beach Research Foundation	47.075	SG242920100FAU	-	4,435

See accompanying notes to the Schedule of Expenditures of Federal Awards

STATE OF FLORIDA

FISCAL YEAR ENDED JUNE 30, 2022

SCHEDULE OF EXPENDITURES OF FEDERAL AWARDS

FEDERAL AGENCY / FEDERAL PROGRAM TITLE / PASS-THROUGH ENTITY	ASSISTANCE LISTING NUMBER	AWARD NUMBER	AMOUNTS PASSED THROUGH TO SUBRECIPIENTS	FEDERAL EXPENDITURES
Passed through from Michigan State University	47.075	RC112863A	-	68,306
Passed through from Purdue University	47.075	10001588-007	-	3,299
Passed through from Texas Southern University	47.075	Subaward No. 3356	-	116,495
Passed through from University of California, Santa Barbara	47.075	KK1823	-	184,730
Passed through from University of Massachusetts Lowell	47.075	B001025546	-	32,647
Passed through from University of North Carolina	47.075	5116845	-	13,647
COVID-19 - Education and Human Resources	47.076	COVID-19 - 1801163	51,512	216,306
	47.076	COVID-19 - 2029749	-	77,517
Education and Human Resources	47.076		1,533,483	33,047,845
Passed through from Alabama A&M University	47.076	AAMU-2021-008	-	16,812
Passed through from American Chemical Society	47.076	1834545	-	54,015
Passed through from American Educational Research Association	47.076	AGR00023029	-	5,628
Passed through from American Mathematical Association of Two Year Colleges	47.076	PS-2	-	4,928
Passed through from Arizona State University	47.076	ASUB00000131	-	12,684
Passed through from Boston University	47.076	4500003564	-	15,491
Passed through from California State University San Marcos	47.076	9224085026	-	33,090
Passed through from Carnegie Mellon University	47.076	1122689-417128	-	4,481
Passed through from Center for Occupational Research & Development	47.076	C2018-001	-	13,825
Passed through from Clemson University	47.076	2256-206-2014066/ DUE-2033801	-	14,800
Passed through from Code Virginia	47.076	2010256	-	21,339
Passed through from COLLIN COUNTY COMMUNITY COLLEGE DISTRICT	47.076	DUE-1700530/216007-FSCJ	-	10,830
Passed through from Farm Production & Conservation Business	47.076	C-5075	-	24,511
Passed through from Florida A&M University	47.076	HRD-2009310	-	9,738
Passed through from Iowa State University	47.076	019533D	-	13,436
Passed through from Jobs for the Future, Inc.	47.076	18-093	-	45,670
Passed through from Jobs for the Future, Inc.	47.076	1760993	-	27,608
Passed through from Madison Area Technical College	47.076	DUE-1901852	-	78,813
Passed through from Mathematical Association of America	47.076	DUE-1626337	-	25,801
Passed through from Miami Dade College	47.076	AGR DTD 06-24-2019	-	8,062
Passed through from Michigan State University	47.076	RC107542FIU	-	1,968
Passed through from Montana State University (MSU)	47.076	NSF19-601	-	10,779
Passed through from Mote Marine Laboratory and Aquarium	47.076	1922351	-	13,416
Passed through from New York University	47.076	F1024-02S	-	5,624
Passed through from North Carolina State University	47.076	2016-2453-002	-	29
Passed through from North Carolina State University	47.076	2017-0608-01	-	62,038
Passed through from North Carolina State University	47.076	2018067401	-	71,140

See accompanying notes to the Schedule of Expenditures of Federal Awards

STATE OF FLORIDA

FISCAL YEAR ENDED JUNE 30, 2022

SCHEDULE OF EXPENDITURES OF FEDERAL AWARDS

FEDERAL AGENCY / FEDERAL PROGRAM TITLE / PASS-THROUGH ENTITY	ASSISTANCE LISTING NUMBER	AWARD NUMBER	AMOUNTS PASSED THROUGH TO SUBRECIPIENTS	FEDERAL EXPENDITURES
<i>Passed through from North Carolina State University</i>	47.076	2020-0426-01	-	112,976
<i>Passed through from Ohio State University</i>	47.076	60076586	-	978
<i>Passed through from Ohio State University</i>	47.076	60079032	-	43,601
<i>Passed through from Rochester Institute of Technology</i>	47.076	31956-01	-	14,236
<i>Passed through from Technical Education Research Center</i>	47.076	68180	-	66,098
<i>Passed through from Texas Southern University</i>	47.076	Prime HRD1829185	-	400
<i>Passed through from Texas Tech University</i>	47.076	21P566-01	-	36,189
<i>Passed through from The Concord Consortium</i>	47.076	329.19.01	-	61,049
<i>Passed through from University of North Carolina</i>	47.076	5119690	-	27,680
<i>Passed through from Valencia College</i>	47.076	AGR00021070	-	18,000
<i>Passed through from Worcester Polytechnic Institute</i>	47.076	11025-GR	-	25,530
Polar Programs	47.078		3,577	470,991
Office of International Science and Engineering	47.079		-	735,655
<i>Passed through from CRDF Global</i>	47.079	G-202104-67756	-	37,502
<i>Passed through from University of South Alabama</i>	47.079	1743802	-	119,553
COVID-19 - Integrative Activities	47.083	COVID-19 - 2029557	-	90,827
Integrative Activities	47.083		27,022	556,392
<i>Passed through from Morgan State University</i>	47.083	MSU_FSU_40614	-	11,730
<i>Passed through from Texas A&M University Agricultural Experiment Station</i>	47.083	M2003290	-	201,150
Other Federal Awards	47.RD	CCF-2217485	-	88,777
	47.RD	1701484	-	12,491
	47.RD	1745751	-	38,477
	47.RD	1852123	-	142,488
	47.RD	2002865	93,381	595,874
	47.RD	2019283	-	4,795
	47.RD	2023124	-	31,339
	47.RD	2025117	-	7,000
	47.RD	2025476	-	29,200
	47.RD	2026540	-	8,000
	47.RD	2027234	-	84,925
	47.RD	2027654	205,091	1,459,455
	47.RD	2028734	-	4,970
	47.RD	2031233	14,600	30,783
	47.RD	2031336	-	102,129
	47.RD	2034734	-	45,718
	47.RD	2037725	-	7,022
	47.RD	2039545	-	54,051

See accompanying notes to the Schedule of Expenditures of Federal Awards

STATE OF FLORIDA
 FISCAL YEAR ENDED JUNE 30, 2022
 SCHEDULE OF EXPENDITURES OF FEDERAL AWARDS

FEDERAL AGENCY / FEDERAL PROGRAM TITLE / PASS-THROUGH ENTITY	ASSISTANCE LISTING NUMBER	AWARD NUMBER	AMOUNTS PASSED THROUGH TO SUBRECIPIENTS	FEDERAL EXPENDITURES
Other Federal Awards	47.RD	2040074	-	29,989
	47.RD	2040185	-	78,535
	47.RD	2041182	-	18,905
	47.RD	2043478	-	70
	47.RD	2044859	-	1,750
	47.RD	2044921	-	92,277
	47.RD	2045059	-	10,059
	47.RD	2045313	-	76,169
	47.RD	2048655	-	22,105
	47.RD	2050899	-	36,125
	47.RD	2051486	-	8,897
	47.RD	2051742	-	348,344
	47.RD	2051911	-	86,890
	47.RD	2052459	-	112,589
	47.RD	2054605	-	72,065
	47.RD	2054607	-	153,286
	47.RD	2055014	-	53,210
	47.RD	2055123	-	111,152
	47.RD	2055178	-	124,805
	47.RD	2101277	-	408,470
	47.RD	2102098	-	80,261
	47.RD	2102211	-	102,361
	47.RD	2102891	-	70,709
	47.RD	2103091	-	83,194
	47.RD	2103884	-	47,299
	47.RD	2104152	-	1,788
	47.RD	2104195	-	40,877
	47.RD	2104429	-	61,766
	47.RD	2104662	-	53,835
	47.RD	2106015	11,251	110,650
	47.RD	2106123	-	3,063
	47.RD	2106206	-	35,305
	47.RD	2106589	-	63,818
	47.RD	2106610	-	38,604
	47.RD	2108266	-	99,673
	47.RD	2108306	-	40,111
	47.RD	2108308	26,589	88,882

See accompanying notes to the Schedule of Expenditures of Federal Awards

STATE OF FLORIDA
FISCAL YEAR ENDED JUNE 30, 2022
SCHEDULE OF EXPENDITURES OF FEDERAL AWARDS

FEDERAL AGENCY / FEDERAL PROGRAM TITLE / PASS-THROUGH ENTITY	ASSISTANCE LISTING NUMBER	AWARD NUMBER	AMOUNTS PASSED THROUGH TO SUBRECIPIENTS	FEDERAL EXPENDITURES
Other Federal Awards	47.RD	2108367	-	34,904
	47.RD	2108383	-	65,040
	47.RD	2110060	-	155,703
	47.RD	2110243	-	9,760
	47.RD	2110360	-	80,608
	47.RD	2110705	-	198,481
	47.RD	2110766	-	44,088
	47.RD	2111679	-	34,571
	47.RD	2113589	-	23,317
	47.RD	2114165	-	11,990
	47.RD	2114471	-	235,711
	47.RD	2114474	-	78,019
	47.RD	2114833	-	156,507
	47.RD	2115773	-	107,691
	47.RD	2116343	-	5,695
	47.RD	2118251	-	45,219
	47.RD	2118718	-	117,884
	47.RD	2118864	-	13,763
	47.RD	2120122	-	24,381
	47.RD	2120123	-	45,622
	47.RD	2122313	-	137,346
	47.RD	2123440	-	23,174
	47.RD	2123592	-	62,957
	47.RD	2123709	-	7,281
	47.RD	2123809	-	41,470
	47.RD	2123848	-	14,084
	47.RD	2124120	-	9,017
	47.RD	2124124	-	61,579
	47.RD	2124222	-	35,498
	47.RD	2124507	-	69,646
	47.RD	2124858	-	67,046
	47.RD	2125427	-	54,743
	47.RD	2125944	-	52,671
	47.RD	2127623	-	7,414
	47.RD	2128032	-	2,900
	47.RD	2128895	21,514	61,887
	47.RD	2129768	-	75,079

See accompanying notes to the Schedule of Expenditures of Federal Awards

STATE OF FLORIDA
 FISCAL YEAR ENDED JUNE 30, 2022
 SCHEDULE OF EXPENDITURES OF FEDERAL AWARDS

FEDERAL AGENCY / FEDERAL PROGRAM TITLE / PASS-THROUGH ENTITY	ASSISTANCE LISTING NUMBER	AWARD NUMBER	AMOUNTS PASSED THROUGH TO SUBRECIPIENTS	FEDERAL EXPENDITURES
Other Federal Awards	47.RD	2130059	-	8,745
	47.RD	2131480	-	36,129
	47.RD	2131862	-	1,300
	47.RD	2134083	-	159,733
	47.RD	2134548	-	35,693
	47.RD	2136380	-	19,047
	47.RD	2137331	-	38,832
	47.RD	2137376	-	561
	47.RD	2140477	-	13,248
	47.RD	2141682	-	2,437
	47.RD	2141961	-	33,887
	47.RD	2142473	-	14,948
	47.RD	2142898	-	42,380
	47.RD	2143572	-	7,143
	47.RD	2144113	-	1,034
	47.RD	2144383	-	29,651
	47.RD	2147625	-	9,602
	47.RD	2147810	-	35,243
	47.RD	2147855	-	2,027
	47.RD	2147908	-	77,403
	47.RD	2148857	-	12,550
	47.RD	2150136	-	2,185
	47.RD	2150725	-	27,353
	47.RD	2152085	-	4,804
	47.RD	2152961	-	63,495
	47.RD	2153438	-	1,907
	47.RD	2154071	-	15,564
	47.RD	2154377	-	5,743
	47.RD	2203235	11,651	38,772
	47.RD	2206774	60,422	292,211
	47.RD	2207072	-	2,257
	47.RD	2207517	-	11,724
	47.RD	2207899	-	131,968
	47.RD	2210866	-	8,667
	47.RD	2211865	-	8,607
	47.RD	2216533	-	24,974
	47.RD	2219318	-	4,106

See accompanying notes to the Schedule of Expenditures of Federal Awards

STATE OF FLORIDA

FISCAL YEAR ENDED JUNE 30, 2022

SCHEDULE OF EXPENDITURES OF FEDERAL AWARDS

FEDERAL AGENCY / FEDERAL PROGRAM TITLE / PASS-THROUGH ENTITY	ASSISTANCE LISTING NUMBER	AWARD NUMBER	AMOUNTS PASSED THROUGH TO SUBRECIPIENTS	FEDERAL EXPENDITURES
Other Federal Awards	47.RD	2223843	-	2,776
	47.RD	2224591	-	40,865
	47.RD	2228369	-	1,497
	47.RD	2228940	-	468
	47.RD	2229342	-	22,467
	47.RD	2231247	-	60,689
	47.RD	C-5081	-	13,773
	47.RD	CNS-2128814	-	169,770
	47.RD	EAR-2053447	-	127,423
	47.RD	GEO-2133200	-	254,732
	47.RD	OPP-2001499	-	204,024
	47.RD	R000002629	-	80,068
	47.RD	None	-	23,288
	47.RD	PO# US001-0000826009	-	217,935
	47.RD	4500003045; Prime# EEC-1647837	-	10,800
	47.RD	73(GG009393) and Amd No 1	-	9,950
	47.RD	73B(GG009393-04)	-	18,178
	47.RD	75548-10812	-	82,906
	47.RD	000599	-	30,000
	47.RD	2021-2031	-	596
	47.RD	AWD00001681	-	7,176
	47.RD	FAIN 2115153 PJ ID 1189	-	14,118
	47.RD	00076342	-	8,407
	47.RD	20210114	-	3,240
	47.RD	2020-0165-08	-	44,842
	47.RD	2020-2161-03	-	6,339
	47.RD	Subaward# M1802409	-	27,474
	47.RD	21P682-02	-	8,100
	47.RD	21P693-01	-	10,150
	47.RD	21389-3107	-	5,132
	47.RD	705045	-	17,298
	47.RD	204212UF	-	19,459
	47.RD	102213-0001-FSU-01	-	9,589
	47.RD	A101554	-	53,779
Total Research And Development Programs Cluster:			18,361,999	222,334,244
TOTAL NATIONAL SCIENCE FOUNDATION			18,361,999	222,548,616

See accompanying notes to the Schedule of Expenditures of Federal Awards

STATE OF FLORIDA

FISCAL YEAR ENDED JUNE 30, 2022

SCHEDULE OF EXPENDITURES OF FEDERAL AWARDS

FEDERAL AGENCY / FEDERAL PROGRAM TITLE / PASS-THROUGH ENTITY	ASSISTANCE LISTING NUMBER	AWARD NUMBER	AMOUNTS PASSED THROUGH TO SUBRECIPIENTS	FEDERAL EXPENDITURES
OTHER FEDERAL GRANTS				
Other Federal Awards	99.U20	21-ARPA-48	-	276,756
	99.U20	21-LSTA-B-14	-	53,040
	99.U20	4710-1129-00-G	-	62,040
	99.U20	7603F16919	-	4,080
	99.U20	7603F29925	-	5,655
	99.U20	LG-250067-OLS-21	-	17,481
	99.U20	LG-250070-OLS-21	-	28,969
	99.U20	MG-249359-OMS-21	-	107,336
Total Excluding Cluster:			-	555,357
Research And Development Programs Cluster:				
COVID-19 - Other Federal Awards	99.RD	AGR00019222	-	49,741
Other Federal Awards	99.RD	AGR00018365	-	92,877
	99.RD	AGR00023454	-	5,000
	99.RD	AGR DTD 02-25-2020	-	140,086
	99.RD	CF-301-105	-	5,152
	99.RD	AGR00023969	-	53,153
	99.RD	P202356 (UF) /PO#0057017	-	85,956
	99.RD	Subaward No 1	-	128,867
	99.RD	1042-SE-3003	-	4,061
	99.RD	Amendment 1	-	277
	99.RD	MW2012-01-01	-	31,597
	99.RD	MW-2018-06-21	-	3,350
	99.RD	AGR00023330	30,101	45,000
	99.RD	AGR00023694	-	19,410
Total Research And Development Programs Cluster:			30,101	664,527
TOTAL OTHER FEDERAL GRANTS			30,101	1,219,884
PEACE CORPS				
Other Federal Awards	08.U01	1145PC20P0053	-	4,098
	08.U01	140D0421P0107	-	4,257
	08.U01	140D0421P0111	-	38,834
Total Excluding Cluster:			-	47,189
TOTAL PEACE CORPS			-	47,189
U.S.AGENCY FOR INTERNATIONAL DEVELOPMENT				
USAID Foreign Assistance for Programs Overseas	98.001		-	29

See accompanying notes to the Schedule of Expenditures of Federal Awards

STATE OF FLORIDA

FISCAL YEAR ENDED JUNE 30, 2022

SCHEDULE OF EXPENDITURES OF FEDERAL AWARDS

FEDERAL AGENCY / FEDERAL PROGRAM TITLE / PASS-THROUGH ENTITY	ASSISTANCE LISTING NUMBER	AWARD NUMBER	AMOUNTS PASSED THROUGH TO SUBRECIPIENTS	FEDERAL EXPENDITURES
<i>Passed through from EDUCATION DEVELOPMENT CENTER, INC.</i>	98.001	72026819CA00004/2021-0168		110,682
<i>Passed through from National Academy of Sciences</i>	98.001	2000007150	-	286
<i>Passed through from The Task Force for Global Health</i>	98.001	USAID2017	-	44,668
<i>Passed through from University of the West Indies</i>	98.001	72053821CA00001	-	223,103
Other Federal Awards				
<i>Passed through from DAI Global LLC</i>	98.U19	Contract 7201210C00002	-	329,701
<i>Passed through from University of Georgia SARE/ACE</i>	98.U19	AGR DTD 10-23-2020	-	26,228
Total Excluding Cluster:			-	734,697
Research And Development Programs Cluster:				
USAID Foreign Assistance for Programs Overseas			5,127,036	8,912,435
<i>Passed through from Educational Development Center</i>	98.001	2019-0250	-	229,845
<i>Passed through from FHI 360</i>	98.001	PO21002411	-	182,278
<i>Passed through from National Academy of Sciences</i>	98.001	2000009141	-	23,203
<i>Passed through from Ohio State University</i>	98.001	GR121892	-	29,468
<i>Passed through from Research Triangle Institute International</i>	98.001	2-330-0217315-65810L	-	1,183,247
<i>Passed through from Research Triangle Institute International</i>	98.001	4-330-0217045-65792L	-	125,272
<i>Passed through from The Task Force for Global Health</i>	98.001	PO#3409	-	60,128
<i>Passed through from University of Illinois Urbana-Champaign</i>	98.001	072112-18458	-	37,467
Other Federal Awards				
<i>Passed through from American Institutes for Research</i>	98.RD	72061220P000001	107,303	248,257
<i>Passed through from Rutgers State University</i>	98.RD	D4253_RG-002	10,000	74,239
<i>Passed through from U.S.-Egypt Science and Technology Joint Board</i>	98.RD	825060	-	54,147
<i>Passed through from University of Maiduguri</i>	98.RD	2000007140	-	2,981
Total Research And Development Programs Cluster:			-	6,855
TOTAL U. S. AGENCY FOR INTERNATIONAL DEVELOPMENT			5,239,339	11,169,822
U. S. CORPORATION FOR NATIONAL AND COMMUNITY SERVICE			5,239,339	11,904,519
Retired and Senior Volunteer Program	94.002			54,548
AmeriCorps	94.006			259,693
<i>Passed through from Americorps</i>	94.006	unknown	-	169,668
<i>Passed through from Florida Commission on Community Service</i>	94.006	18AFHFL0010016		333,353
<i>Passed through from Florida Commission on Community Service</i>	94.006	18AFHFL0010017		531,280
<i>Passed through from Florida Commission on Community Service</i>	94.006	21AC234538		371,242
<i>Passed through from University of Arizona</i>	94.006	AMP21	85,613	87,526
<i>Passed through from Volunteer Florida Foundation</i>	94.006	21AC237036		513,871
Volunteers in Service to America	94.013			17,951
<i>Passed through from Corporation for National and Community Service</i>	94.013	20VSSFL001		152,775
COVID-19 - CNCS Disaster Response Cooperative Agreement	94.020	COVID-19 - 4486DR-FL		20,023

See accompanying notes to the Schedule of Expenditures of Federal Awards

STATE OF FLORIDA

FISCAL YEAR ENDED JUNE 30, 2022

SCHEDULE OF EXPENDITURES OF FEDERAL AWARDS

FEDERAL AGENCY / FEDERAL PROGRAM TITLE / PASS-THROUGH ENTITY	ASSISTANCE LISTING NUMBER	AWARD NUMBER	AMOUNTS PASSED THROUGH TO SUBRECIPIENTS	FEDERAL EXPENDITURES
Total Excluding Cluster:			85,613	2,511,930
Research And Development Programs Cluster:				
AmeriCorps				
<i>Passed through from Volunteer Florida (VF)</i>	94.006	20ES224299		42,691
<i>Passed through from Volunteer Florida (VF)</i>	94.006	21ES235188		287,852
Total Research And Development Programs Cluster:			85,613	330,543
TOTAL U. S. CORPORATION FOR NATIONAL AND COMMUNITY SERVICE				2,842,473
U. S. DEPARTMENT OF AGRICULTURE				
Agricultural Research Basic and Applied Research	10.001		-	151,278
Plant and Animal Disease, Pest Control, and Animal Care	10.025		10,000	14,865,438
Wildlife Services	10.028			21,758
<i>Passed through from Tuskegee University</i>	10.028	14-7100-0357-CA		810
2017 Wildfires and Hurricanes Indemnity Program	10.120		12,076,892	13,928,380
Wildfires and Hurricanes Indemnity Program Plus	10.129		93,184,619	101,517,683
Market Protection and Promotion	10.163			1,197,006
Wholesale Farmers and Alternative Market Development	10.164			40,516
Specialty Crop Block Grant Program - Farm Bill	10.170		473,670	497,101
<i>Passed through from Pennsylvania State University</i>	10.170	6064-UF-PDA-7029	-	213
Organic Certification Cost Share Programs	10.171		29,500	29,500
Farmers Market and Local Food Promotion Program	10.175		5,103	62,886
Agricultural Worker Pandemic Relief and Protection Program	10.181			488,736
Grants for Agricultural Research, Special Research Grants	10.200			46,747
Higher Education – Graduate Fellowships Grant Program	10.210		-	81,018
Sustainable Agriculture Research and Education				
<i>Passed through from University of Georgia SARE/ACE</i>	10.215	SUB00001981	-	5,261
<i>Passed through from University of Georgia SARE/ACE</i>	10.215	SUB00001995	-	23,353
<i>Passed through from University of Georgia SARE/ACE</i>	10.215	SUB00002006	-	6,222
<i>Passed through from University of Georgia SARE/ACE</i>	10.215	SUB00002342	-	4,169
<i>Passed through from University of Georgia SARE/ACE</i>	10.215	SUB00002358	-	180
1890 Institution Capacity Building Grants	10.216			63,873
<i>Passed through from 1890 Universities Foundation</i>	10.216	006977-2020		58,130
<i>Passed through from 1890 Universities Foundation</i>	10.216	1890Foundations_006795		3,796
<i>Passed through from 1890 Universities Foundation</i>	10.216	1890sFoun-71202-63022		19,637
Higher Education - Institution Challenge Grants Program	10.217		126,979	228,768
Higher Education - Multicultural Scholars Grant Program	10.220		-	25,038
Hispanic Serving Institutions Education Grants	10.223		64,423	212,027
<i>Passed through from Texas A&M University</i>	10.223	S17-502008-FTU	-	63,118

See accompanying notes to the Schedule of Expenditures of Federal Awards

STATE OF FLORIDA

FISCAL YEAR ENDED JUNE 30, 2022

SCHEDULE OF EXPENDITURES OF FEDERAL AWARDS

FEDERAL AGENCY / FEDERAL PROGRAM TITLE / PASS-THROUGH ENTITY	ASSISTANCE LISTING NUMBER	AWARD NUMBER	AMOUNTS PASSED THROUGH TO SUBRECIPIENTS	FEDERAL EXPENDITURES
<i>Passed through from Texas A&M University</i>	10.223	S22-0902-FIU	-	9,532
Secondary and Two-Year Postsecondary Agriculture Education Challenge Grants Extension Collaborative on Immunization Teaching & Engagement	10.226		-	4,639
<i>Passed through from Extension Foundation</i>	10.229	EXC1-2021-2070	-	18,851
<i>Passed through from Extension Foundation</i>	10.229	EXC2-2021-2112	-	38,133
Homeland Security Agricultural	10.304		350,413	464,559
<i>Passed through from Purdue University</i>	10.304	F0008724402020	-	1,031
Organic Agriculture Research and Extension Initiative	10.307		-	26,053
<i>Passed through from Clemson University</i>	10.307	1880-207-2011599	-	4,125
<i>Passed through from Florida Certified Organic Growers and Consumers Inc.</i>	10.307	AGR00023372	-	5,700
Specialty Crop Research Initiative	10.309		13,231	318,482
<i>Passed through from Texas Agrilife Extension</i>	10.309	07-M1703028	-	10,274
<i>Passed through from University of Georgia</i>	10.309	SUB00002752	-	37,428
Agriculture and Food Research Initiative (AFRI)	10.310		119,713	484,301
<i>Passed through from Pennsylvania State University</i>	10.310	S002492-USDA	-	4,134
COVID-19 - Agriculture and Food Research Initiative (AFRI)				
<i>Passed through from University of Minnesota</i>	10.310	H008727301	-	165,251
Beginning Farmer and Rancher Development Program	10.311		-	58,568
National Food Safety Training, Education, Extension, Outreach, and Technical Assistance Competitive Grants Program	10.328		-	432,523
<i>Passed through from Washington State University</i>	10.328	136947SPC002188	-	634
Crop Protection and Pest Management Competitive Grants Program	10.329		21,684	149,113
<i>Passed through from NSF Center for Integrated Pest Management</i>	10.329	2018-3200-39	-	896
Veterinary Services Grant Program	10.336		-	28,826
Rural Business Development Grant	10.351		-	144,299
Outreach and Assistance for Socially Disadvantaged and Veteran Farmers and Ranchers	10.443		-	91,793
Food Safety Cooperative Agreements	10.479		-	196,776
Cooperative Extension Service	10.500		-	5,488,926
<i>Passed through from Auburn University</i>	10.500	20-HDFE-205212-UF	-	442,736
<i>Passed through from Mississippi State University</i>	10.500	080300.340955.01	-	9,524
<i>Passed through from Pennsylvania State University</i>	10.500	S002448-UM	-	38,892
<i>Passed through from University of Illinois Urbana-Champaign</i>	10.500	093214-17204-00	-	590
<i>Passed through from University of Missouri</i>	10.500	C00067296-9	-	22,465
Agriculture Extension at 1890 Land-grant Institutions	10.512		-	1,850,745
Expanded Food and Nutrition Education Program	10.514		-	2,253,167
Renewable Resources Extension Act and National Focus Fund Projects Centers of Excellence at 1890 Institutions	10.515		-	112,368

See accompanying notes to the Schedule of Expenditures of Federal Awards

STATE OF FLORIDA

FISCAL YEAR ENDED JUNE 30, 2022

SCHEDULE OF EXPENDITURES OF FEDERAL AWARDS

FEDERAL AGENCY / FEDERAL PROGRAM TITLE / PASS-THROUGH ENTITY	ASSISTANCE LISTING NUMBER	AWARD NUMBER	AMOUNTS PASSED THROUGH TO SUBRECIPIENTS	FEDERAL EXPENDITURES
<i>Passed through from North Carolina A&T State University</i>	10.523	240960A		13,023
Scholarships for Students at 1890 Institutions	10.524			845,123
COVID-19 - Farm and Ranch Stress Assistance Network Competitive Grants Program	10.525	COVID-19 - 2021-70035- 35648	100,753	100,753
Farm and Ranch Stress Assistance Network Competitive Grants Program	10.525	9500095926	-	121,076
<i>Passed through from University of Tennessee</i>	10.541			8,044
Child Nutrition-Technology Innovation Grant	10.542	COVID-19 - PEBT Benefits - COVID	-	1,252,175,490
COVID-19 - Pandemic EBT Food Benefits	10.557			366,087,071
WIC Special Supplemental Nutrition Program for Women, Infants, and Children	10.558		273,204,986	275,516,636
Child and Adult Care Food Program	10.558	COVID-19 - 202121H170645	26,582,140	26,582,140
COVID-19 - Child and Adult Care Food Program	10.558	COVID-19 - SP06 CACFR05- 2021		3,684
Slate Administrative Expenses for Child Nutrition	10.560		-	17,759,326
WIC Farmers' Market Nutrition Program (FMNP)	10.572			104,718
Farm to School Grant Program	10.575			47,276
<i>Passed through from Florida Impact</i>	10.575	35697F40-1892		1,578
Senior Farmers Market Nutrition Program	10.576		-	319,638
WIC Grants To States (WGS)	10.578		-	212,234
Child Nutrition Discretionary Grants Limited Availability	10.579			1,734,228
Market Access Program	10.601			3,451,423
Agricultural Trade Promotion Program	10.618			95,939
COVID-19 - Pandemic EBT Administrative Costs	10.649	COVID-19 - 202121S900945		92,132
	10.649	COVID-19 - PEBTADM- SEROFL		19,164,527
Forestry Research	10.652			371,193
Cooperative Forestry Assistance	10.664		-	5,339,943
<i>Passed through from The Longleaf Alliance Inc</i>	10.664	1903.21.071301		1,151
Urban and Community Forestry Program	10.675			5,427
<i>Passed through from City of Punta Gorda</i>	10.675	PO#050279		2,617
<i>Passed through from University of Tennessee</i>	10.675	9500094766		32,620
Forest Legacy Program	10.676			208,233
Forest Stewardship Program	10.678			427,674
Forest Health Protection	10.680			
National Fish and Wildlife Foundation	10.683	1903.17.055558		9,523
<i>Passed through from National Fish and Wildlife Foundation</i>	10.683	1903.17.056172		21,816
<i>Passed through from National Fish and Wildlife Foundation</i>				

See accompanying notes to the Schedule of Expenditures of Federal Awards

STATE OF FLORIDA

FISCAL YEAR ENDED JUNE 30, 2022

SCHEDULE OF EXPENDITURES OF FEDERAL AWARDS

FEDERAL AGENCY / FEDERAL PROGRAM TITLE / PASS-THROUGH ENTITY	ASSISTANCE LISTING NUMBER	AWARD NUMBER	AMOUNTS PASSED THROUGH TO SUBRECIPIENTS	FEDERAL EXPENDITURES
International Forestry Programs	10.684		-	83,594
Good Neighbor Authority	10.691			281,791
State & Private Forestry Hazardous Fuel Reduction Program	10.697			395,216
Partnership Agreements	10.699		-	234,603
Research Joint Venture and Cost Reimbursable Agreements	10.707		-	4,083
Soil and Water Conservation	10.902			866,397
<i>Passed through from Florida Natural Resources Conservation Service</i>	10.902	NR214209XXXXC005		11,055
Agricultural Conservation Easement Program	10.931			102,833
Other Federal Awards	10.U02	16-CS-11330144-036	-	26,484
	10.U02	17-PA-11080500-018	-	2,210
	10.U02	2018-70020-28930	-	6,184
	10.U02	2019-70003-29092	-	12,268
	10.U02	2020-46401-32915	13,216	59,219
	10.U02	2020-67037-31555	-	4,000
	10.U02	2020-70020-33030	-	1,283
	10.U02	2021-37621-35791	195,626	373,779
	10.U02	2021-38413-34015	-	34,164
	10.U02	2021-41480-35271	-	89,862
	10.U02	2021-46100-35391	-	32,416
	10.U02	2021-46100-35459	-	96,741
	10.U02	2021-70006-35560	-	59,533
	10.U02	2021-70020-35740	2,068	30,429
	10.U02	2022-67037-36096	-	12,141
	10.U02	21-PA-11080500-082	-	17,193
	10.U02	27147	-	21,572
	10.U02	AGR DTD 12-22-21	-	7,542
	10.U02	Lease No. 57-6034-19-027 (Amendment 2)	-	2,997
<i>Passed through from International Executive Service Corps</i>	10.U02	185018	-	166,862
<i>Passed through from Oregon State University</i>	10.U02	W0490A-A	-	1,804
<i>Passed through from Purdue University</i>	10.U02	F0008521002138	-	1,939
<i>Passed through from Texas Tech University</i>	10.U02	21AS74-02	-	35,054
<i>Passed through from University of Georgia SARE/ACE</i>	10.U02	SUB00002628	-	56,399
<i>Passed through from Veterans Florida</i>	10.U02	AGR00019848	-	168,213
Total Excluding Cluster:			408,575,016	2,120,714,092
Child Nutrition Cluster:				
School Breakfast Program	10.553		334,095,530	334,323,407

See accompanying notes to the Schedule of Expenditures of Federal Awards

STATE OF FLORIDA

FISCAL YEAR ENDED JUNE 30, 2022

SCHEDULE OF EXPENDITURES OF FEDERAL AWARDS

FEDERAL AGENCY / FEDERAL PROGRAM TITLE / PASS-THROUGH ENTITY	ASSISTANCE LISTING NUMBER	AWARD NUMBER	AMOUNTS PASSED THROUGH TO SUBRECIPIENTS	FEDERAL EXPENDITURES
National School Lunch Program	10.555		1,261,902,330	1,406,797,882
Special Milk Program for Children	10.556		-	3,212
Summer Food Service Program for Children	10.559		-	103,871,039
Fresh Fruit and Vegetable Program	10.582			7,330,778
Total Child Nutrition Cluster:			1,595,997,860	1,852,326,318
Food Distribution Cluster:				
Commodity Supplemental Food Program	10.565	COVID-19 - 202121J800345		4,527,952
COVID-19 - Commodity Supplemental Food Program	10.565	COVID-19 - 202121Y750345		32,867
	10.565	COVID-19 - 202120Y870345		115,918
COVID-19 - Emergency Food Assistance Program (Administrative Costs)	10.568	COVID-19 - 202120Y870345		97,309
	10.568	COVID-19 - 202120Y873245		200,591
	10.568	COVID-19 - 202220P110345		6,220,397
Emergency Food Assistance Program (Administrative Costs)	10.568			10,702,485
COVID-19 - Emergency Food Assistance Program (Food Commodities)	10.569	COVID-19 - TEFAP COVID FOOD		34,996,541
Emergency Food Assistance Program (Food Commodities)	10.569			70,508,913
Total Food Distribution Cluster:				127,402,973
Forest Service Schools and Roads Cluster:				
Schools and Roads - Grants to States	10.665			2,544,059
Total Forest Service Schools and Roads Cluster:				2,544,059
Research And Development Programs Cluster:				
Agricultural Research Basic and Applied Research	10.001		640,001	5,469,299
<i>Passed through from Agricultural Research Service</i>	10.001	59-6034-1-002		100,678
<i>Passed through from Louisiana State University</i>	10.001	PO-0000145415		37,512
<i>Passed through from Research Corporation for Science Advancement</i>	10.001	28334		7,115
Plant and Animal Disease, Pest Control, and Animal Care	10.025		135,342	3,799,503
<i>Passed through from Michigan State University</i>	10.025	RC110198 - UF		88,988
<i>Passed through from Ocean Spray Cranberries</i>	10.025	AGR00019815		60,037
Wildlife Services	10.028			30,790
<i>Passed through from Archbold Expeditions</i>	10.028	AGR DTD 11-17-2020		9,649
<i>Passed through from Mississippi State University</i>	10.028	080300.330877.01		7,128
Specialty Crop Block Grant Program - Farm Bill	10.170		22,983	2,384,913
<i>Passed through from Florida Beef Council</i>	10.170	210518FBC AR		2,565
<i>Passed through from Pennsylvania State University</i>	10.170	6064-UF-PDA-7029		9,684
<i>Passed through from Pennsylvania State University</i>	10.170	6078-UF-COP-7030		50,270
<i>Passed through from University of California, Riverside</i>	10.170	S-001303		62,719
Grants for Agricultural Research, Special Research Grants	10.200			2,477,773

See accompanying notes to the Schedule of Expenditures of Federal Awards

STATE OF FLORIDA
FISCAL YEAR ENDED JUNE 30, 2022
SCHEDULE OF EXPENDITURES OF FEDERAL AWARDS

FEDERAL AGENCY / FEDERAL PROGRAM TITLE / PASS-THROUGH ENTITY	ASSISTANCE LISTING NUMBER	AWARD NUMBER	AMOUNTS PASSED THROUGH TO SUBRECIPIENTS	FEDERAL EXPENDITURES
<i>Passed through from Mississippi State University</i>	10.200	321673.14.19.FR21-3	-	2,688
<i>Passed through from University of Maine</i>	10.200	UMS1241	-	6,123
<i>Passed through from University of Maine</i>	10.200	UMS1318	-	7,723
<i>Passed through from Virginia Polytechnic Institute and State University</i>	10.200	422691-19300	-	6,114
Cooperative Forestry Research	10.202		-	999,392
Payments to Agricultural Experiment Stations Under the Hatch Act	10.203		-	4,540,311
Payments to 1890 Land-Grant Colleges and Tuskegee University	10.205		-	1,365,612
Animal Health and Disease Research	10.207		-	73,420
Higher Education – Graduate Fellowships Grant Program	10.210		-	56,113
Small Business Innovation Research				
<i>Passed through from Farm Leather</i>	10.212	AGR00019082	-	526
<i>Passed through from Oyster Seed Holdings, Inc.</i>	10.212	N/A	-	19,594
<i>Passed through from TDA Research, Inc.</i>	10.212	BF.7101.005.UF.17.01	-	2,736
<i>Passed through from TDA Research, Inc.</i>	10.212	BF.7101.006.UF.18.01	-	1,457
Sustainable Agriculture Research and Education	10.215		-	2,218
<i>Passed through from Langston University</i>	10.215	LU-519571-1	-	5,622
<i>Passed through from Prairie View A&M University</i>	10.215	M2100928/S200525	-	1,088
<i>Passed through from Red Boot Goat Farm</i>	10.215	AGR DTD 08-06-2021	-	5,000
<i>Passed through from University of Georgia</i>	10.215	SUB00001834	-	1
<i>Passed through from University of Georgia</i>	10.215	SUB00002470	-	7,486
<i>Passed through from University of Georgia</i>	10.215	SUB00002516	-	3,641
<i>Passed through from University of Georgia</i>	10.215	SUB00002601	-	2,603
<i>Passed through from University of Georgia</i>	10.215	SUB00001685	-	956
<i>Passed through from University of Georgia SARE/ACE</i>	10.215	SUB00001694	-	53,765
<i>Passed through from University of Georgia SARE/ACE</i>	10.215	SUB00001800	-	1,152
<i>Passed through from University of Georgia SARE/ACE</i>	10.215	SUB00002106	-	2,850
<i>Passed through from University of Georgia SARE/ACE</i>	10.215	SUB00002109	-	3,910
<i>Passed through from University of Georgia SARE/ACE</i>	10.215	SUB00002116	-	2,227
<i>Passed through from University of Georgia SARE/ACE</i>	10.215	SUB00002289	-	4,839
<i>Passed through from University of Georgia SARE/ACE</i>	10.215	SUB00002290	-	11,200
<i>Passed through from University of Georgia SARE/ACE</i>	10.215	SUB00002299	-	124,888
<i>Passed through from University of Georgia SARE/ACE</i>	10.215	SUB00002463	-	9,144
<i>Passed through from University of Georgia SARE/ACE</i>	10.215	SUB00002464	-	4,113
<i>Passed through from University of Georgia SARE/ACE</i>	10.215	SUB00002467	-	3,406
<i>Passed through from University of Georgia SARE/ACE</i>	10.215	SUB00002472	-	9,065
<i>Passed through from University of Georgia SARE/ACE</i>	10.215	SUB00002473	-	2,583
<i>Passed through from University of Georgia SARE/ACE</i>	10.215	SUB00002569	-	11,835

See accompanying notes to the Schedule of Expenditures of Federal Awards

STATE OF FLORIDA

FISCAL YEAR ENDED JUNE 30, 2022

SCHEDULE OF EXPENDITURES OF FEDERAL AWARDS

FEDERAL AGENCY / FEDERAL PROGRAM TITLE / PASS-THROUGH ENTITY	ASSISTANCE LISTING NUMBER	AWARD NUMBER	AMOUNTS PASSED THROUGH TO SUBRECIPIENTS	FEDERAL EXPENDITURES
<i>Passed through from University of Georgia SHARE/ACE</i>	10.215	SUB00002570	-	7,837
<i>Passed through from University of Georgia SHARE/ACE</i>	10.215	SUB00002571	-	1,549
<i>Passed through from University of Georgia SHARE/ACE</i>	10.215	SUB00002596	3,639	90,587
<i>Passed through from University of Georgia SHARE/ACE</i>	10.215	SUB00002614	-	41,624
<i>Passed through from University of Georgia SHARE/ACE</i>	10.215	SUB00002727	-	1,608
<i>Passed through from University of Georgia SHARE/ACE</i>	10.215	SUB00002728	-	4,116
<i>Passed through from University of Georgia SHARE/ACE</i>	10.215	SUB00002729	-	1,261
<i>Passed through from University of Georgia SHARE/ACE</i>	10.215	SUB00002731	-	12,090
<i>Passed through from University of Georgia SHARE/ACE</i>	10.215	SUB00002744	-	10,019
1890 Institution Capacity Building Grants	10.216		31,081	905,212
<i>Passed through from Tuskegee University</i>	10.216	36 22091 462 76190	-	22,000
<i>Passed through from University of Arkansas Pine Bluff</i>	10.216	229-23-11011117	-	61,486
<i>Passed through from University of Maryland Eastern Shore</i>	10.216	2018-38821-27759	-	32,485
Higher Education - Institution Challenge Grants Program	10.217		-	66,105
Biotechnology Risk Assessment Research				
<i>Passed through from Michigan State University</i>	10.219	RC108990A	-	798
<i>Passed through from North Carolina State University</i>	10.219	2019-0194403	-	4,819
Higher Education - Multicultural Scholars Grant Program	10.220		-	6,064
Hispanic Serving Institutions Education Grants	10.223		-	7,132
Agricultural and Rural Economic Research, Cooperative Agreements and Collaborations	10.250		1,109	10,843
<i>Passed through from Virginia Polytechnic Institute and State University</i>	10.250	422740-19300	-	10,186
Consumer Data and Nutrition Research	10.253		-	16,643
Agricultural Market and Economic Research	10.290		-	125,467
Integrated Programs	10.303		-	74,784
Homeland Security Agricultural	10.303	SUB00001791	-	10,385
<i>Passed through from University of Georgia</i>				
<i>Passed through from Purdue University</i>	10.304	F00872442005	-	2,560
Organic Agriculture Research and Extension Initiative	10.307		65,883	797,744
<i>Passed through from Clemson University</i>	10.307	1880-207-2011599	-	21,660
<i>Passed through from Clemson University</i>	10.307	2050-207-2012799	-	35,116
<i>Passed through from Clemson University</i>	10.307	2311-207-2014673	-	4,063
<i>Passed through from Pennsylvania State University</i>	10.307	S002070-USDA	-	98,014
<i>Passed through from University of Georgia</i>	10.307	SUB00001842	-	5,886
<i>Passed through from University of Wisconsin-Madison</i>	10.307	0000000620	-	90,613
Specialty Crop Research Initiative	10.309		1,715,018	7,101,181
<i>Passed through from Citrus Research and Development Foundation</i>	10.309	20-020C	-	140,873
<i>Passed through from Clemson University</i>	10.309	1939-207-2011761	-	429,832

See accompanying notes to the Schedule of Expenditures of Federal Awards

STATE OF FLORIDA

FISCAL YEAR ENDED JUNE 30, 2022

SCHEDULE OF EXPENDITURES OF FEDERAL AWARDS

FEDERAL AGENCY / FEDERAL PROGRAM TITLE / PASS-THROUGH ENTITY	ASSISTANCE LISTING NUMBER	AWARD NUMBER	AMOUNTS PASSED THROUGH TO SUBRECIPIENTS	FEDERAL EXPENDITURES
Passed through from Clemson University	10.309	2169-207-2023550	-	173,989
Passed through from Cornell University	10.309	79598-10784	-	12,539
Passed through from Cornell University	10.309	88919-11308	-	102,906
Passed through from Michigan State University	10.309	RC111377E	-	26,911
Passed through from Michigan State University	10.309	RC111480UFL	-	92,928
Passed through from North Carolina State Center for Integrated Pest Management	10.309	2019-1455-01	-	261,298
Passed through from North Carolina State University	10.309	2016-1498-03	-	33,519
Passed through from North Carolina State University	10.309	2020-0042-09	-	116,906
Passed through from Pennsylvania State University	10.309	S000223-NIFA	-	79,792
Passed through from Rutgers State University	10.309	0585-PO# 900453	-	38,902
Passed through from Rutgers State University	10.309	0675-PP2018-Khachatriyan	-	41,711
Passed through from Tennessee State University	10.309	AGR DTD 1-27-21	-	85,974
Passed through from Texas A&M AgriLife Extension Service	10.309	AGR00023639	-	43,392
Passed through from Texas A&M AgriLife Extension Service	10.309	M1900022	-	31,516
Passed through from University of Arizona	10.309	433683	-	74,347
Passed through from University of California, Davis	10.309	A18-0496-S001	-	134,433
Passed through from University of California, Davis	10.309	A19-2073-S001	-	98,091
Passed through from University of California, Davis	10.309	A22-0776-S003	-	76,566
Passed through from University of California, Riverside	10.309	S000775	-	16,191
Passed through from University of California, Riverside	10.309	S-001118	-	194,762
Passed through from University of California, Riverside	10.309	S-001360	-	171,006
Passed through from University of California, Riverside	10.309	S-001382	-	67,618
Passed through from University of California, Riverside	10.309	S-001400	-	169,398
Passed through from University of California, Riverside	10.309	S-001518	-	15,758
Passed through from University of California, Santa Cruz	10.309	A18-0425-S002-P0667295	-	88,040
Passed through from Yale University	10.309	GR111324 (CON-80002738)	1,705,843	79,142
Agriculture and Food Research Initiative (AFRI)	10.310			10,935,394
Passed through from Clemson University	10.310	2263-207-2014379	-	4,316
Passed through from Cornell University	10.310	84146-11045	-	3,627
Passed through from Cornell University	10.310	87690-11322	-	23,695
Passed through from Donald Danforth Plant Science Center	10.310	24017-F	-	4,600
Passed through from Johns Hopkins Bloomberg School of Public Health	10.310	2003791674	-	74,692
Passed through from Kansas State University	10.310	S19003	-	51,475
Passed through from Long Island University	10.310	32360	-	7,179
Passed through from Middle Tennessee State University	10.310	C22-0189	-	2,950
Passed through from Mississippi State University	10.310	011100.327115.02	-	21,775
Passed through from North Carolina State University	10.310	2019-1507-18	-	83,333

See accompanying notes to the Schedule of Expenditures of Federal Awards

STATE OF FLORIDA

FISCAL YEAR ENDED JUNE 30, 2022

SCHEDULE OF EXPENDITURES OF FEDERAL AWARDS

FEDERAL AGENCY / FEDERAL PROGRAM TITLE / PASS-THROUGH ENTITY	ASSISTANCE LISTING NUMBER	AWARD NUMBER	AMOUNTS PASSED THROUGH TO SUBRECIPIENTS	FEDERAL EXPENDITURES
<i>Passed through from North Carolina State University</i>	10.310	2021-0389-03	-	69,303
<i>Passed through from North Dakota State University</i>	10.310	FAR0035790	-	19,933
<i>Passed through from Oklahoma State University</i>	10.310	2-569830.UFL	-	40,426
<i>Passed through from Rutgers State University</i>	10.310	SUB1071-PO 1160318	-	50,987
<i>Passed through from Texas A&M AgriLife Extension Service</i>	10.310	M1802421	-	33,718
<i>Passed through from Texas A&M AgriLife Extension Service</i>	10.310	M2002482	-	16,816
<i>Passed through from Texas Tech University</i>	10.310	21A530-02	-	42,370
<i>Passed through from University of Arkansas</i>	10.310	Subaward No.: UA2020-194	-	7,000
<i>Passed through from University of California, Davis</i>	10.310	A19-4571-S001	-	45,227
<i>Passed through from University of California, Davis</i>	10.310	A20-4224-S002	-	70,806
<i>Passed through from University of California, Davis</i>	10.310	A21-0187-S001	-	49,504
<i>Passed through from University of Connecticut</i>	10.310	378123	-	17,982
<i>Passed through from University of Delaware</i>	10.310	54786	-	20,616
<i>Passed through from University of Georgia</i>	10.310	2018-09090	-	16,709
<i>Passed through from University of Kentucky</i>	10.310	3200002534-20-035	-	9,659
<i>Passed through from University of Massachusetts Amherst</i>	10.310	19-010963 A 00	-	6,840
<i>Passed through from University of Wisconsin-Madison</i>	10.310	877K656	-	25,600
<i>Passed through from Utah State University</i>	10.310	AGR00023132	-	64
<i>Passed through from Woodwell Climate Research Center</i>	10.310	WOODWELL-JGx514-01	-	69,388
COVID-19 - Agriculture and Food Research Initiative (AFRI)				
<i>Passed through from North Carolina State University</i>	10.310	2021-0389-03	-	60,807
Beginning Farmer and Rancher Development Program	10.311			90,224
Capacity Building for Non-Land Grant Colleges of Agriculture (NLGCA)	10.326			48,811
National Food Safety Training, Education, Outreach, and Technical Assistance Competitive Grants Program	10.328			31,311
Crop Protection and Pest Management Competitive Grants Program			29,155	144,149
<i>Passed through from Auburn University</i>	10.329	17-EPP-205193-UF	-	1,531
<i>Passed through from North Carolina State University</i>	10.329	2018-3200-27	-	163
<i>Passed through from North Carolina State University</i>	10.329	2018-3200-29	-	27,712
<i>Passed through from North Carolina State University</i>	10.329	2018-3200-30	-	24,666
<i>Passed through from Pennsylvania State University</i>	10.329	S000618-USDA	-	8,059
<i>Passed through from University of Georgia</i>	10.329	SUB00002400	-	50,463
Alfalfa and Forage Research Program				
<i>Passed through from University of Georgia</i>	10.330	SUB00002140	-	11,783
<i>Passed through from University of Georgia Research Foundation</i>	10.330	SUB00002648	-	2,919
<i>Passed through from University of Wisconsin-Madison</i>	10.330	862K540	-	9,687
Cooperative Extension Service	10.500			252,985

See accompanying notes to the Schedule of Expenditures of Federal Awards

STATE OF FLORIDA

FISCAL YEAR ENDED JUNE 30, 2022

SCHEDULE OF EXPENDITURES OF FEDERAL AWARDS

FEDERAL AGENCY / FEDERAL PROGRAM TITLE / PASS-THROUGH ENTITY	ASSISTANCE LISTING NUMBER	AWARD NUMBER	AMOUNTS PASSED THROUGH TO SUBRECIPIENTS	FEDERAL EXPENDITURES
<i>Passed through from Kansas State University</i>	10.500	A210160-S001	-	81,059
<i>Passed through from University of Arkansas</i>	10.500	14674	-	29,971
<i>Passed through from University of California, Davis</i>	10.500	A20-2028-S002	-	96,467
Agriculture Extension at 1890 Land-grant Institutions	10.512			100,432
Renewable Resources Extension Act and National Focus Fund Projects Centers of Excellence at 1890 Institutions	10.515			47
<i>Passed through from North Carolina A&T State University</i>	10.523	241005A		31,114
<i>Passed through from University of Maryland Eastern Shore</i>	10.523	2021-38427-34838		9,678
<i>Passed through from University of Maryland Eastern Shore</i>	10.523	UMES/CEGFSD/UMES02430 3930		14,388
Scholarships for Students at 1890 Institutions <i>Passed through from 1890 Universities Foundation</i>	10.524	EXCITE-ACT11890FN- FAMU-01		6,579
Farm to School Grant Program <i>Passed through from Education Fund</i>	10.575	Consultant Agreement	-	18,300
Technical Assistance for Specialty Crops Program <i>Passed through from Florida Citrus Packers</i>	10.604	AGR DTD 12-19-2019	-	266,421
Forestry Research	10.652		-	136,454
Cooperative Forestry Assistance Wood Utilization Assistance	10.664		-	39,937
<i>Passed through from University of Puerto Rico Rto Piedras Campus</i>	10.674	2019010	-	1,683
Urban and Community Forestry Program	10.675		-	116,111
Forest Health Protection Partnership Agreements	10.680		-	158,518
<i>Passed through from Sandia National Laboratories</i>	10.699	PO 2232743	-	8,014
Research Joint Venture and Cost Reimbursable Agreements Soil and Water Conservation	10.707		-	53,578
<i>Passed through from Alachua Conservation Trust</i>	10.902	AGR00024343	-	30,000
<i>Passed through from National Fish and Wildlife Foundation</i>	10.902	2004.20.069750	-	442,713
<i>Passed through from North Florida Land Trust</i>	10.902	AGR00024092	-	3,674
<i>Passed through from Tall Timbers</i>	10.902	AGR00024342	-	43,694
<i>Passed through from US Endowment for Forestry & Communities, Inc.</i>	10.902	E18-28	10,960	3,675
Environmental Quality Incentives Program <i>Passed through from Farm Production & Conservation Business</i>	10.912	NR224209XXXXG001	15,410	167,243
Regional Conservation Partnership Program <i>Passed through from Tall Timbers Research, Inc.</i>	10.912	USDA NRCS-RCPP	-	91,946
Agricultural Statistics Reports Technical Agricultural Assistance	10.932		-	3,541
	10.950		-	3,455
	10.960		-	29,456
				7,737

See accompanying notes to the Schedule of Expenditures of Federal Awards

STATE OF FLORIDA
 FISCAL YEAR ENDED JUNE 30, 2022
 SCHEDULE OF EXPENDITURES OF FEDERAL AWARDS

FEDERAL AGENCY / FEDERAL PROGRAM TITLE / PASS-THROUGH ENTITY	ASSISTANCE LISTING NUMBER	AWARD NUMBER	AMOUNTS PASSED THROUGH TO SUBRECIPIENTS	FEDERAL EXPENDITURES
Other Federal Awards	10.RD	026692	-	55,467
	10.RD	026700	-	76,235
	10.RD	16-JV-11242306-050	-	587
	10.RD	17-PA-11080500-027	-	25,482
	10.RD	19-JV-11221636-069	-	35,170
	10.RD	19PA11080500339	-	49,952
	10.RD	2018-68010-27670	-	13,047
	10.RD	2019-51181-30010	-	69,438
	10.RD	2019-51181-30011	-	12,588
	10.RD	2020-51181-32157	-	141,225
	10.RD	2020-51300-32181	-	10,448
	10.RD	2020-51300-32184	-	33,869
	10.RD	2020-67013-31268	-	6,004
	10.RD	2020-67015-30820	-	24,346
	10.RD	2020-67019-31163	-	14,850
	10.RD	2020-67021-31965	-	13,060
	10.RD	2020-70029-33195	-	41,048
	10.RD	2020-70029-33197	-	8,955
	10.RD	2021-33522-35688	27,812	82,689
	10.RD	2021-38420-34067	9,801	57,696
	10.RD	2021-46100-35391	-	78,289
	10.RD	2021-51102-35191	189	1,346
	10.RD	2021-67013-33618	-	118,735
	10.RD	2021-67013-33795	-	803
	10.RD	2021-67013-34588	-	13,790
	10.RD	2021-67015-33414	-	19,281
	10.RD	2021-67015-34561	3,488	4,703
	10.RD	2021-67015-35034	-	51,250
	10.RD	2021-67021-33445	-	90,529
	10.RD	20216702134484	-	77,242
	10.RD	2021-67023-33884	-	74,953
	10.RD	2021-68013-33758	-	9,062
	10.RD	2021-70029-36053	-	67,542
	10.RD	2021-70029-36054	-	110,459
	10.RD	2021-70029-36055	-	41,197
	10.RD	2022-67013-36248	-	44,308
	10.RD	2022-67013-36361	-	20,481

See accompanying notes to the Schedule of Expenditures of Federal Awards

STATE OF FLORIDA

FISCAL YEAR ENDED JUNE 30, 2022

SCHEDULE OF EXPENDITURES OF FEDERAL AWARDS

FEDERAL AGENCY / FEDERAL PROGRAM TITLE / PASS-THROUGH ENTITY	ASSISTANCE LISTING NUMBER	AWARD NUMBER	AMOUNTS PASSED THROUGH TO SUBRECIPIENTS	FEDERAL EXPENDITURES
Other Federal Awards	10.RD	2022-67015-36839	-	49,091
	10.RD	2022-67017-36240	-	934
	10.RD	2022-67019-36501	-	34,418
	10.RD	2022-67019-36958	-	5,134
	10.RD	2022-67021-36125	-	51,466
	10.RD	2022-67023-36657	6,490	43,337
	10.RD	2022-67037-36614	-	2,250
	10.RD	2022-67037-36641	-	71,641
	10.RD	2022-68008-36511	-	22,229
	10.RD	2022-68015-36721	-	7,811
	10.RD	20-JV-11221633-088	-	26,172
	10.RD	20-JV-11330170-046	-	6,889
	10.RD	20-PA-11080500-098	-	20,195
	10.RD	21-CA-11132762-435	-	31,181
	10.RD	21-CR-11330145-067	-	44,317
	10.RD	21-CS-11083150-149	-	261,381
	10.RD	21-JV-11242305-097	-	33,093
	10.RD	21-JV-11330170-030	-	4,744
	10.RD	21-JV-11330170-031	-	3,905
	10.RD	27388	-	41,931
	10.RD	27429	-	57,716
	10.RD	27430	-	86,348
	10.RD	27431	-	49,157
	10.RD	27433	-	46,956
	10.RD	27437	-	35,831
	10.RD	58-3060-6-033	-	24,947
	10.RD	59-6034-9-006	-	13,113
	10.RD	AGR00022538	-	4,668
	10.RD	FL0719-A63	-	100,721
<i>Passed through from Almond Board of California</i>	10.RD	ECP-NAGPAL-NR-001	-	3,098
<i>Passed through from California Citrus Research Board</i>	10.RD	20-5200-168B	-	35,866
<i>Passed through from Clemson University</i>	10.RD	2264-207-2014379	-	26,316
<i>Passed through from Cornell University</i>	10.RD	1194447	-	8,056
<i>Passed through from Florida Avocado Administrative Committee</i>	10.RD	AGR DTD 12-21-21	-	15,243
<i>Passed through from Foundation for Food and Agriculture</i>	10.RD	549058	8,954	9,026
<i>Passed through from Kansas State University</i>	10.RD	A20-0204-S001	-	89,682
<i>Passed through from NatureServe</i>	10.RD	FL-053-FY21	-	122

See accompanying notes to the Schedule of Expenditures of Federal Awards

STATE OF FLORIDA

FISCAL YEAR ENDED JUNE 30, 2022

SCHEDULE OF EXPENDITURES OF FEDERAL AWARDS

FEDERAL AGENCY / FEDERAL PROGRAM TITLE / PASS-THROUGH ENTITY	ASSISTANCE LISTING NUMBER	AWARD NUMBER	AMOUNTS PASSED THROUGH TO SUBRECIPIENTS	FEDERAL EXPENDITURES
<i>Passed through from North Carolina State University</i>	10.RD	2018-3200-41	-	11,265
<i>Passed through from North Carolina State University</i>	10.RD	2021-0200-03	-	20,708
<i>Passed through from North Carolina State University</i>	10.RD	2021-2518-07	-	903
<i>Passed through from North Carolina State University</i>	10.RD	2021-2884-01	-	688,330
<i>Passed through from NSF Center for Integrated Pest Management</i>	10.RD	2019-1455-01	-	11,380
<i>Passed through from Potatoes USA</i>	10.RD	22-77	-	17,813
<i>Passed through from Tall Timbers</i>	10.RD	503	-	12,507
<i>Passed through from University of Georgia</i>	10.RD	SUB00002018	8,000	101,186
<i>Passed through from University of Georgia SARE/ACE</i>	10.RD	SUB00002142	-	1,335
<i>Passed through from University of Georgia SARE/ACE</i>	10.RD	SUB00002288	-	14,853
<i>Passed through from University of Georgia SARE/ACE</i>	10.RD	SUB00002293	22,637	86,677
<i>Passed through from University of Georgia SARE/ACE</i>	10.RD	SUB00002469	-	6,086
<i>Passed through from University of Georgia SARE/ACE</i>	10.RD	SUB00002613	-	5,848
Total Research And Development Programs Cluster:			4,463,795	53,069,116
SNAP Cluster:				
Supplemental Nutrition Assistance Program	10.551		-	5,699,654,634
COVID-19 - State Administrative Matching Grants for the Supplemental Nutrition Assistance Program	10.561	COVID-19 -	-	7,203,061
State Administrative Matching Grants for the Supplemental Nutrition Assistance Program	10.561		1,616,737	96,985,811
<i>Passed through from CareerSource Gulf Coast</i>	10.561	22-GCSC-SNAP	-	3,832
Total SNAP Cluster:			1,616,737	5,803,847,338
TOTAL U. S. DEPARTMENT OF AGRICULTURE			2,010,653,408	9,959,903,896
U. S. DEPARTMENT OF COMMERCE				
NOAA Mission-Related Education Awards	11.008	Award Letter Dated		130,508
<i>Passed through from Consortium for Ocean Leadership</i>	11.008	12/09/2020		8,998
<i>Passed through from Santa Rosa County School Board</i>	11.008	NA19NMF0080031	-	831
Ocean Exploration				
<i>Passed through from National Marine Sanctuary Foundation</i>	11.011	21-01-D-304	-	2,368
<i>Passed through from National Marine Sanctuary Foundation</i>	11.011	21-09-B-412	-	1,800
<i>Passed through from National Marine Sanctuary Foundation</i>	11.011	22-02-B-433	-	3,169
Integrated Ocean Observing System (IOOS)	11.012		145,565	664,400
<i>Passed through from Southeast Coastal Ocean Observing Regional Association</i>	11.012	IOOS.21(097)FWRL.LM.DM.1		16,727
Bipartisan Budget Act of 2018	11.022		582,864	2,084,370
BUILD TO SCALE	11.024		-	104,626
Economic Development Technical Assistance	11.303		-	124,657
Interjurisdictional Fisheries Act of 1986	11.407			117,803
Sea Grant Support	11.417		9,209	3,172,489

See accompanying notes to the Schedule of Expenditures of Federal Awards

STATE OF FLORIDA
FISCAL YEAR ENDED JUNE 30, 2022
SCHEDULE OF EXPENDITURES OF FEDERAL AWARDS

FEDERAL AGENCY / FEDERAL PROGRAM TITLE / PASS-THROUGH ENTITY	ASSISTANCE LISTING NUMBER	AWARD NUMBER	AMOUNTS PASSED THROUGH TO SUBRECIPIENTS	FEDERAL EXPENDITURES
<i>Passed through from Louisiana State University</i>	11.417	PO-0000181933	-	4,681
<i>Passed through from Mississippi State University</i>	11.417	015901.340594.06	-	21,184
<i>Passed through from Stetson University</i>	11.417	AGR DTD 06-09-2020	-	8,245
<i>Passed through from University of Southern Mississippi</i>	11.417	8006588-R/SFA-AJMG-27- Am	60,093	178,695
<i>Passed through from University of Southern Mississippi</i>	11.417	USM-8006133-R/RCE-12 (UF)	-	46,400
Coastal Zone Management Administration Awards	11.419		354,775	3,263,090
<i>Passed through from University of Michigan</i>	11.419	SUBK00014848	-	1,087
Coastal Zone Management Estuarine Research Reserves	11.420		-	3,045,401
Fisheries Development and Utilization Research and Development Grants and Cooperative Agreements Program				
<i>Passed through from Two Docks Shellfish, LLC.</i>	11.427	Check No 2230	-	978
Marine Fisheries Initiative	11.433		-	569,249
Cooperative Fishery Statistics	11.434			66,899
<i>Passed through from Gulf States Marine Fisheries Commission</i>	11.434	BSP-799-017-2020-05		49,475
<i>Passed through from Gulf States Marine Fisheries Commission</i>	11.434	BSP-799-017-2021-05		148,966
<i>Passed through from Gulf States Marine Fisheries Commission</i>	11.434	CCF-749-046-2021-05		89
<i>Passed through from Gulf States Marine Fisheries Commission</i>	11.434	GSMFC-749-001-2021-05		1,054,588
<i>Passed through from Gulf States Marine Fisheries Commission</i>	11.434	GSMFC-749-001-2022-05		1,046,198
<i>Passed through from Gulf States Marine Fisheries Commission</i>	11.434	GSMFC-799-002-2019-05		162,556
<i>Passed through from Gulf States Marine Fisheries Commission</i>	11.434	IJF-650-041-2021-05		60,055
<i>Passed through from Gulf States Marine Fisheries Commission</i>	11.434	SFR-749-043-2020-05		290,974
Southeast Area Monitoring and Assessment Program	11.435		-	314,283
<i>Passed through from South Carolina Department of Natural Resources</i>	11.435	SCDNR FY2017-017		12,644
Marine Mammal Data Program	11.439			42,842
Regional Fishery Management Councils				
<i>Passed through from South Atlantic Fishery Management Council</i>	11.441	SA-18-62		4,736
<i>Passed through from South Atlantic Fishery Management Council</i>	11.441	SA-20-72		1,260
<i>Passed through from South Atlantic Fishery Management Council</i>	11.441	SA-21-76		33,575
Gulf Coast Ecosystem Restoration Science, Observation, Monitoring, and Technology	11.451		9,242	525,343
<i>Passed through from National Fish and Wildlife Foundation</i>	11.451	66144		42,724
<i>Passed through from University of Southern Mississippi</i>	11.451	USM-CR05842-002 (DOC NA17NOS4510093)		1,897
Unallied Management Projects	11.454			59,823
Habitat Conservation				
<i>Passed through from Gulf States Marine Fisheries Commission</i>	11.463	OB-940-056-2020-05		3,627
<i>Passed through from National Fish and Wildlife Foundation</i>	11.463	NFWF # 74197		4,958
Unallied Science Program	11.472		87,500	844,492

See accompanying notes to the Schedule of Expenditures of Federal Awards

STATE OF FLORIDA

FISCAL YEAR ENDED JUNE 30, 2022

SCHEDULE OF EXPENDITURES OF FEDERAL AWARDS

FEDERAL AGENCY / FEDERAL PROGRAM TITLE / PASS-THROUGH ENTITY	ASSISTANCE LISTING NUMBER	AWARD NUMBER	AMOUNTS PASSED THROUGH TO SUBRECIPIENTS	FEDERAL EXPENDITURES
Atlantic Coastal Fisheries Cooperative Management Act	11.474			288,561
Fisheries Disaster Relief	11.477			6,350,984
Center for Sponsored Coastal Ocean Research Coastal Ocean Program				
<i>Passed through from Mote Marine Laboratories</i>		193-549-2		12,277
<i>Passed through from Texas A&M University</i>		M2003385		43,305
<i>Passed through from Woods Hole Oceanographic Institute</i>		A101516		19,223
Coral Reef Conservation Program	11.482		-	513,837
<i>Passed through from National Fish and Wildlife Foundation</i>		0304.19.065463	-	5,930
<i>Passed through from National Fish and Wildlife Foundation</i>		0304.20.069107	-	16,913
Measurement and Engineering Research and Standards	11.609		-	110,589
Minority Business Resource Development	11.802		-	156,226
Marine Debris Program				
<i>Passed through from National Fish And Wildlife Foundation</i>		0319.20.067257	-	2,282,850
Other Federal Awards	11.003		-	305,222
		I305M219CNWXX0010		
	11.003	ASAPS Challenge	-	19,176
	11.003	B91A.70	-	171,770
<i>Passed through from Dakota Consulting Inc</i>	11.003	PO Number:00000585	-	112,775
<i>Passed through from University of Mississippi</i>	11.003	21-03-029	8,623	39,124
Total Excluding Cluster:			1,257,871	28,792,522
Economic Development Cluster:				
Investments for Public Works and Economic Development Facilities	11.300			730,103
COVID-19 - Economic Adjustment Assistance	11.307		-	146,245
		COVID-19 - ED20ATL3070103		
	11.307	COVID-19 - ED20ATL3070114	5,000	172,348
	11.307	COVID-19 - ED22ATL3070008	-	250,000
Economic Adjustment Assistance	11.307		-	21,477,155
Total Economic Development Cluster:			5,000	22,775,851
Research And Development Programs Cluster:				
NOAA Mission-Related Education Awards	11.008			45,296
<i>Passed through from North American Association for Environmental Education Inc</i>		NA18SEC0080002	3,535	48,218
Ocean Exploration	11.011		47,653	533,954
<i>Passed through from Mote Marine Laboratories</i>		MML 105-320		258
<i>Passed through from Woods Hole Oceanographic Institute</i>		A101395	-	250
<i>Passed through from Woods Hole Oceanographic Institute</i>		A101396	-	2,435
Integrated Ocean Observing System (IOOS)	11.012		-	21,182

See accompanying notes to the Schedule of Expenditures of Federal Awards

STATE OF FLORIDA
FISCAL YEAR ENDED JUNE 30, 2022
SCHEDULE OF EXPENDITURES OF FEDERAL AWARDS

FEDERAL AGENCY / FEDERAL PROGRAM TITLE / PASS-THROUGH ENTITY	ASSISTANCE LISTING NUMBER	AWARD NUMBER	AMOUNTS PASSED THROUGH TO SUBRECIPIENTS	FEDERAL EXPENDITURES
Passed through from Great Lakes Observing System	11.012	Project Number: IOOS098/HABON-02	18,347	18,347
Passed through from Southeast Coastal Ocean Observing Region	11.012	IOOS.21(097)FIU.TT.WL.1	-	80,745
Passed through from Southeast Coastal Ocean Observing Regional Association	11.012	IOOS.16(028)USF.CL.GLD.1	-	29,645
Passed through from Southeast Coastal Ocean Observing Regional Association	11.012	IOOS.16(028)USF.ML.GAPS	-	35,670
Passed through from Southeast Coastal Ocean Observing Regional Association	11.012	IOOS.16(028)FAU.LC.GAPS MINIPROPOSAL.5	-	3,541
Passed through from Southeast Coastal Ocean Observing Regional Association	11.012	IOOS.16(028)USF	-	189,738
Passed through from Southeast Coastal Ocean Observing Regional Association	11.012	IOOS.16(028)USF.MOOR	-	141,145
Passed through from Southeast Coastal Ocean Observing Regional Association	11.012	IOOS.16(028)USEML-OBS.1	-	21,028
Passed through from Southeast Coastal Ocean Observing Regional Association	11.012	IOOS.21(097)USF.CH.MOD.1	-	8,484
Passed through from Southeast Coastal Ocean Observing Regional Association	11.012	IOOS.21(097)USF.CL.GLD.1	-	33,038
Passed through from Southeast Coastal Ocean Observing Regional Association	11.012	IOOS.21(097)USF.CM.HFR.1	-	35,297
Passed through from Texas A&M University	11.012	02-S160275	-	136,245
Passed through from Texas A&M University	11.012	M2001871	20,575	71,786
Passed through from Texas A&M University	11.012	M2001872	-	95,247
Passed through from Texas A&M University	11.012	M2201260-410041-09001	-	31,828
Passed through from University of Puerto Rico	11.012	2021-2022-008	-	50,241
Broad Agency Announcement	11.015		-	78,153
Bipartisan Budget Act of 2018	11.022		-	86,730
BUILD TO SCALE	11.024		-	384
Economic Development Technical Assistance	11.303		44,774	207,980
Economic Adjustment Assistance	11.307		-	953,062
Geodetic Surveys and Services (Geodesy and Applications of the National Geodetic Reference System)	11.400		-	1,140,737
Passed through from University of Southern Mississippi	11.400	USM-8006122-02.01	-	213,091
Sea Grant Support	11.417		255,070	1,226,167
Passed through from Mississippi State University	11.417	015901.340586.01	-	1,948
Passed through from Mississippi State University	11.417	016200.320565.03	-	30,431
Passed through from Research Foundation for the State University of New York	11.417	80794/3/1158304	-	10,335
Passed through from S.C. Sea Grant Consortium	11.417	R/CF-1a	219,144	549,019
Passed through from South Carolina Department of Natural Resources	11.417	P24018321419	-	6,800
Passed through from Texas A&M University	11.417	M1802924	-	18,229
Passed through from Texas A&M University-Corpus Christi	11.417	M1903191	-	5,340
Passed through from University of California, Santa Barbara	11.417	KK2019	-	23,881
Passed through from University of Puerto Rico	11.417	2020-2021-013	-	47,635
Passed through from University of Puerto Rico	11.417	P2018-2019-002	-	23,107
Passed through from University of South Alabama	11.417	A21-0220-S002	-	181,665
Passed through from University of South Alabama	11.417	A21-0220-S008	-	120,482

See accompanying notes to the Schedule of Expenditures of Federal Awards

STATE OF FLORIDA

FISCAL YEAR ENDED JUNE 30, 2022

SCHEDULE OF EXPENDITURES OF FEDERAL AWARDS

FEDERAL AGENCY / FEDERAL PROGRAM TITLE / PASS-THROUGH ENTITY	ASSISTANCE LISTING NUMBER	AWARD NUMBER	AMOUNTS PASSED THROUGH TO SUBRECIPIENTS	FEDERAL EXPENDITURES
<i>Passed through from Virginia Institute of Marine Science</i>	11.417	721587-712683	-	23,224
Coastal Zone Management Administration Awards	11.419		-	63,239
<i>Passed through from University of Michigan</i>	11.419	SUBK00014240 UM PO# 3006926498	23,742	165,106
<i>Passed through from University of Michigan</i>	11.419	SUBK00014848	-	178,923
<i>Passed through from University of Texas, Austin</i>	11.419	UTA20-001034	-	15,619
Coastal Zone Management Estuarine Research Reserves	11.420		-	201,895
Fisheries Development and Utilization Research and Development Grants and Cooperative Agreements Program	11.427		133,747	254,012
<i>Passed through from Clemson University</i>	11.427	2223-208-2014110	-	41,992
<i>Passed through from Florida Institute of Technology</i>	11.427	202548(FAU)	-	7,536
<i>Passed through from Two Docks Shellfish, LLC</i>	11.427	NA2INMF4270371HBOI	-	1,402
<i>Passed through from University of South Carolina</i>	11.427	19-3738 PO#2000042841	-	614
Climate and Atmospheric Research	11.431		136,589	377,479
<i>Passed through from CUNY Institute for State & Local Governance</i>	11.431	CM00005851	-	16,987
<i>Passed through from University of Hawaii</i>	11.431	MA1318	-	48,393
<i>Passed through from University of Texas, Arlington</i>	11.431	2021GC1223	-	3,274
National Oceanic and Atmospheric Administration (NOAA) Cooperative Institutes	11.432		521	685,026
<i>Passed through from Consolidated Safety Services, Inc.</i>	11.432	GSA7-21-UJ	-	78,071
<i>Passed through from Mississippi State University</i>	11.432	191001.361472.01B	-	101,693
<i>Passed through from Mississippi State University</i>	11.432	191001.361472.01C	-	23,649
<i>Passed through from Mississippi State University</i>	11.432	191001.361472.01D	-	31,791
<i>Passed through from Mississippi State University</i>	11.432	191001.363513.01B	-	7,319
<i>Passed through from Mississippi State University</i>	11.432	191001.363513.01C	-	30,349
<i>Passed through from Mississippi State University</i>	11.432	191001.363513.01D	-	137,622
<i>Passed through from Mississippi State University</i>	11.432	191001.363513.01G	-	72
<i>Passed through from Mississippi State University</i>	11.432	191001.363513.01I	-	41,071
<i>Passed through from Mississippi State University</i>	11.432	191001.363513.01J	-	96,775
<i>Passed through from Mississippi State University</i>	11.432	191001.363513.01K	-	31,547
<i>Passed through from Texas A&M University Agricultural Experiment Station</i>	11.432	M2001871	-	18,764
<i>Passed through from University of Maryland College Park</i>	11.432	106164-Z7554216	-	66,659
<i>Passed through from University of Miami</i>	11.432	OS00000172/SPC-000174	-	1,216
<i>Passed through from University of Miami</i>	11.432	OS00000229/SPC-001151	-	25,231
<i>Passed through from University of Miami</i>	11.432	OS00000532 PO# SPC001797	-	133,902
<i>Passed through from University of Miami</i>	11.432	OS00000728 / SPC-001888	-	92,434
<i>Passed through from University of Miami</i>	11.432	OS00000729 / PO SPC- 001878	-	15,625

See accompanying notes to the Schedule of Expenditures of Federal Awards

STATE OF FLORIDA

FISCAL YEAR ENDED JUNE 30, 2022

SCHEDULE OF EXPENDITURES OF FEDERAL AWARDS

FEDERAL AGENCY / FEDERAL PROGRAM TITLE / PASS-THROUGH ENTITY	ASSISTANCE LISTING NUMBER	AWARD NUMBER	AMOUNTS PASSED THROUGH TO SUBRECIPIENTS	FEDERAL EXPENDITURES
<i>Passed through from University of Miami</i>	11.432	OS00000731 / PO No. SPC-001887	-	188,263
<i>Passed through from University of Miami</i>	11.432	PO - SPC-001311 / Subaward No: OS00000164	-	24,396
<i>Passed through from University of Miami</i>	11.432	PO SPC-001766 /OS00000602	72,518	118,847
<i>Passed through from University of Miami</i>	11.432	SPC-000604	-	42
<i>Passed through from University of Miami</i>	11.432	SPC-000608	-	100,242
<i>Passed through from University of Miami</i>	11.432	SPC-000921	-	7,576
<i>Passed through from University of Miami</i>	11.432	SPC-001136 / NAI5OAR4320064	-	16,078
<i>Passed through from University of Miami</i>	11.432	SPC001251	-	19,144
<i>Passed through from University of Miami</i>	11.432	SPC-001989	-	17,241
Marine Fisheries Initiative	11.433		-	22,321
<i>Passed through from Mote Marine Laboratory and Aquarium</i>	11.433	MML 110-606	-	7,854
Pacific Fisheries Data Program				
<i>Passed through from Pacific States Marine Fisheries Commission</i>	11.437	PSMFC Grant No. 21-058G, PSMFC Job No. 1125AN.21		24,669
Marine Mammal Data Program				
<i>Passed through from North Slope Borough</i>	11.439	Contract No. 2021-098		3,273
Gulf Coast Ecosystem Restoration Science, Observation, Monitoring, and Technology	11.451		8,087	481,255
<i>Passed through from Louisiana State University</i>	11.451	PO-0000038938	-	54,416
<i>Passed through from Mississippi State University</i>	11.451	Subaward No. 015901.340589.01	-	3,209
<i>Passed through from Nova Southeastern University</i>	11.451	331772	-	113,874
<i>Passed through from Nova Southeastern University</i>	11.451	331772 Romero	-	38,034
<i>Passed through from Tulane University</i>	11.451	TUL-SCC-559531-21/22	-	5,075
<i>Passed through from University of Southern Mississippi</i>	11.451	8006778-01-01-UF	-	14,093
<i>Passed through from University of Southern Mississippi</i>	11.451	8006878-03.03 UF	-	14,825
<i>Passed through from University of Southern Mississippi</i>	11.451	USM-GR05833-01	-	105,315
<i>Passed through from University of Southern Mississippi</i>	11.451	USM-GR05842-003	-	24,628
Unalilled Management Projects	11.454		14,662	465,364
<i>Passed through from Gulf States Marine Fisheries Commission</i>	11.454	ACQ-210-039-2021-UFL	-	683
<i>Passed through from Gulf States Marine Fisheries Commission</i>	11.454	ACQ-210-039-2021-UFL2	-	34,286
<i>Passed through from Texas A & M University Corpus Christi</i>	11.454	M1900116	-	1,222
<i>Passed through from Texas A&M University-Corpus Christi</i>	11.454	M2200391	-	20,256
Weather and Air Quality Research	11.459		-	126,273
Habitat Conservation	11.463		-	13,261
<i>Passed through from Gulf States Marine Fisheries Commission</i>	11.463	CS-940-055-2021-UFL	-	142,452

See accompanying notes to the Schedule of Expenditures of Federal Awards

STATE OF FLORIDA

FISCAL YEAR ENDED JUNE 30, 2022

SCHEDULE OF EXPENDITURES OF FEDERAL AWARDS

FEDERAL AGENCY / FEDERAL PROGRAM TITLE / PASS-THROUGH ENTITY	ASSISTANCE LISTING NUMBER	AWARD NUMBER	AMOUNTS PASSED THROUGH TO SUBRECIPIENTS	FEDERAL EXPENDITURES
<i>Passed through from National Marine Sanctuary Foundation</i>	11.463	21-02-D-308	-	22,763
<i>Passed through from National Marine Sanctuary Foundation</i>	11.463	22-02-J-441	-	14,991
<i>Passed through from National Marine Sanctuary Foundation</i>	11.463	22-02-J-443	-	8,100
<i>Passed through from The Florida Aquarium</i>	11.463	AGR00019966	-	97,200
Applied Meteorological Research	11.468		1,135	285,898
Unallied Science Program	11.472		-	27,691
<i>Passed through from Gulf States Marine Fisheries Commission</i>	11.472	ACQ-210-039-2019-UFL	-	33,883
<i>Passed through from Gulf States Marine Fisheries Commission</i>	11.472	ACQ-210-039-2020-CFK	-	51,250
<i>Passed through from University of Southern Mississippi</i>	11.472	8006333-03.01 UF	-	58,111
Office for Coastal Management				
<i>Passed through from Santa Rosa County</i>	11.473	AGR DTD 02-10-2020	-	4,048
<i>Passed through from Sociedad Ambiente Marino</i>	11.473	2020-01	-	75,780
Center for Sponsored Coastal Ocean Research Coastal Ocean Program	11.478		122,472	674,523
<i>Passed through from Lehigh University</i>	11.478	543829-78003	-	13,108
<i>Passed through from Mote Marine</i>	11.478	193-549-5	-	111,283
<i>Passed through from University of Washington</i>	11.478	UWSC11082	-	61,313
<i>Passed through from Woods Hole Oceanographic Institute</i>	11.478	24215600	-	15,754
Educational Partnership Program	11.481		2,574,136	4,325,964
Coral Reef Conservation Program	11.482		-	58,771
<i>Passed through from National Fish and Wildlife Foundation</i>	11.482	0302.18.070593	-	8,699
<i>Passed through from National Fish And Wildlife Foundation</i>	11.482	030220068838	-	14,136
<i>Passed through from Nature Conservancy</i>	11.482	FCO-04162018-001	-	3,400
Measurement and Engineering Research and Standards	11.609		314,828	1,155,812
Science, Technology, Business and/or Education Outreach	11.620		-	191,302
Marine Debris Program				
<i>Passed through from Eckerd College</i>	11.999	NOAA-NOS-ORR-2020-2006200	-	24,581
<i>Passed through from National Fish And Wildlife Foundation</i>	11.999	031820069154	-	9,738
Other Federal Awards	11.RD	1305M220PNFFN0463	-	6,183
	11.RD	1305M320PNFFS0227	-	17,040
	11.RD	1305M320PNRMA0545	-	3,015
	11.RD	1305M321PNFFK0519	-	74,254
	11.RD	1333MF18PNFFN0026	-	2,786
	11.RD	1333MF21PNFFN0022	-	28,393
	11.RD	1333MF21PNFFN0097	-	75,549
	11.RD	1333ND19PNB730233	-	253,092
	11.RD	2108-1151-00-A / Purchase Order 5167	-	48,577

See accompanying notes to the Schedule of Expenditures of Federal Awards

STATE OF FLORIDA

FISCAL YEAR ENDED JUNE 30, 2022

SCHEDULE OF EXPENDITURES OF FEDERAL AWARDS

FEDERAL AGENCY / FEDERAL PROGRAM TITLE / PASS-THROUGH ENTITY	ASSISTANCE LISTING NUMBER	AWARD NUMBER	AMOUNTS PASSED THROUGH TO SUBRECIPIENTS	FEDERAL EXPENDITURES
Other Federal Awards	11.RD	AWD00000866	-	8,822
	11.RD	MOA-2019- 090/11795/NCND6012-20- 0001	-	2,015,812
	11.RD	MOU PR095	-	5,657
	11.RD	SUB00002467, Prime#NA180AR4170085	-	2,227
Passed through from Coastal Carolina University	11.RD	CCU No. 31-2071	-	13,216
Passed through from Coastal Carolina University	11.RD	CCU No. 31-2085 / Task Order S2017-0113	-	56,537
Passed through from ECS Federal, LLC	11.RD	UFL-Asche-21	-	13,558
Passed through from Gulf of Mexico Fishery Management Council	11.RD	AGR00023453	-	847
Passed through from National Fish And Wildlife Foundation	11.RD	031820069154	56,481	99,976
Passed through from National Marine Sanctuary Foundation	11.RD	22-02-J-439	-	9,137
Passed through from Synoptic Data PBC	11.RD	TO No S2020-126	-	50,281
Passed through from Texas A&M University Agricultural Experiment Station	11.RD	M2001871	-	48,083
Passed through from Western Pacific Regional Fishery Management Council	11.RD	21-turtle-03	-	67,856
Passed through from Woods Hole Oceanographic Institution	11.RD	E122438	-	9,163
Total Research And Development Programs Cluster:			4,068,015	22,043,932
TOTAL U. S. DEPARTMENT OF COMMERCE			5,330,887	73,612,305
U. S. DEPARTMENT OF DEFENSE				
Procurement Technical Assistance For Business Firms	12.002		21,585	583,430
Passed through from Rhodes & Brito Architects	12.002	WO-0079	-	692
Protection, Clearing and Straightening Channels				
Passed through from Underwater Engineering Services	12.109	Prime Agreement W912-EP- 19-C-0018 (Option Year 2)	-	105,381
Passed through from Underwater Engineering Services	12.109	Subcontractor Agreement COM2022200-FAU-001	-	72,224
Planning Assistance to States				
Passed through from APM Institute	12.110	SC2019-12-19	-	681
State Memorandum of Agreement Program for the Reimbursement of Technical Services	12.113		-	1,186,232
Collaborative Research and Development				
Passed through from Battelle Memorial Institute	12.114	US001-0000775166	-	288
Basic and Applied Scientific Research				
Passed through from Institute for Advanced Composites Manufacturing Innovation	12.300	N00014-19-1-2727	-	103,167
Science, Technology, Engineering & Mathematics (STEM) Education, Outreach and Workforce Program	12.330		-	271,599
ROTC Language and Culture Training Grants				
Passed through from Institute of International Education	12.357	PGO1801-UFL-29	-	106,290

See accompanying notes to the Schedule of Expenditures of Federal Awards

STATE OF FLORIDA

FISCAL YEAR ENDED JUNE 30, 2022

SCHEDULE OF EXPENDITURES OF FEDERAL AWARDS

FEDERAL AGENCY / FEDERAL PROGRAM TITLE / PASS-THROUGH ENTITY	ASSISTANCE LISTING NUMBER	AWARD NUMBER	AMOUNTS PASSED THROUGH TO SUBRECIPIENTS	FEDERAL EXPENDITURES
Military Construction, National Guard	12.400			794,123
National Guard Military Operations and Maintenance (O&M) Projects	12.401			40,230,297
National Guard ChalleNGe Program	12.404			4,761,068
Military Medical Research and Development	12.420		183,965	240,332
<i>Passed through from Henry M Jackson Foundation for the Advancement of Military Medicine</i>	12.420	4669	29,761	79,395
<i>Passed through from Spaulding Rehabilitation Hospital Boston</i>	12.420	500537	-	49,678
Basic Scientific Research	12.431		-	3,933
The Language Flagship Grants to Institutions of Higher Education	12.550	0054-UFL-24-AFLI-280-POS	262,254	539,542
<i>Passed through from Institute of International Education</i>	12.550	BOR21-UFL-10-AFLI- CULTURE	-	231,207
National Security Education Program David L. Boren Scholarships	12.551		-	5,845
Centers for Academic Excellence	12.598		59,298	111,173
<i>Passed through from University of Central Florida</i>	12.598	24116018-2		6,654
Economic Adjustment Assistance for State Governments	12.617		766,581	846,783
Troops to Teachers Grant Program	12.620			129,591
Basic, Applied, and Advanced Research in Science and Engineering	12.630			4,499
<i>Passed through from Battelle Memorial Institute</i>	12.630	PO US001-0000839184	-	32,055
<i>Passed through from Battelle Memorial Institute</i>	12.630	W911SR-15-2-0001		49,737
<i>Passed through from North Carolina A&T State University</i>	12.630	210245A		36,299
<i>Passed through from Technology Student Association (TSA)</i>	12.630	N/A		19,608
<i>Passed through from Technology Student Association (TSA)</i>	12.630	None		26,766
<i>Passed through from U.S. Army Educational Outreach Program-Technology Student Association</i>	12.630	W911SR-15-2-0001		31,025
Legacy Resource Management Program	12.632			312,765
Information Security Grants	12.902			221,832
<i>Passed through from Cal State San Bernardino University Enterprises Corporation</i>	12.902	H98230-20-1-0292	5,763	80,852
<i>Passed through from Fordham University</i>	12.903	FORD0062-30353		29,613
GenCyber Grants Program	12.905			102,732
CyberSecurity Core Curriculum	12.905			695,438
<i>Passed through from Mohawk Valley Community College</i>	12.905	H98230-20-1-0311		46,283
Other Federal Awards	12.U04	10002.005		69,624
	12.U04	10002.006		117,735
	12.U04	10002.007		192,963
	12.U04	10002.008		84,397
	12.U04	10002.009		13,003
	12.U04	10002.010		11,472
	12.U04	10002.011		352,606

See accompanying notes to the Schedule of Expenditures of Federal Awards

STATE OF FLORIDA

FISCAL YEAR ENDED JUNE 30, 2022

SCHEDULE OF EXPENDITURES OF FEDERAL AWARDS

FEDERAL AGENCY / FEDERAL PROGRAM TITLE / PASS-THROUGH ENTITY	ASSISTANCE LISTING NUMBER	AWARD NUMBER	AMOUNTS PASSED THROUGH TO SUBRECIPIENTS	FEDERAL EXPENDITURES
Other Federal Awards	12.U04	10002.012	-	167,977
	12.U04	10002.013	-	76,915
	12.U04	10002.014	-	10,995
	12.U04	10002.015	-	21,224
	12.U04	10002.016	-	51,042
	12.U04	10002.019	-	244,255
	12.U04	10002.020.0001.01	-	92,936
	12.U04	10002.032	-	19,754
	12.U04	10003.001	-	101,096
	12.U04	2018-34913	-	26,672
	12.U04	FA702219A0001	-	53,381
	12.U04	H9240520D0001	-	70,370
	12.U04	H92405-20-D0001	-	18,017
	12.U04	H98230-20-1-0196	-	49,067
	12.U04	H98230-22-1-0090	-	12,910
	12.U04	M67854-17-D-2622	-	93,107
	12.U04	N0018920DZ904	-	500
	12.U04	N6600121MD82078	-	41,801
	12.U04	TO 34	-	18,899
	12.U04	FA864921P1431	-	9,933
	12.U04	AQ011-021-003	-	98,367
	12.U04	10000.005	-	82,926
	12.U04	10000.006	-	7,861
	12.U04	10000.007	-	97,540
	12.U04	PO: P010244962	-	9,418
	12.U04	PO 41045 19208	-	2,254,152
	12.U04	PO 41Z4761041	-	1,039,898
	12.U04	A8650-18-C-5405	-	10,280
	12.U04	Nimbus-21F-1152-UF	-	355,756
	12.U04	NIMBIS-F-1605-UF	4,972	293,462
	12.U04	N0017420P0113	-	9,195
	12.U04	N0017420P0175	-	679
	12.U04	N0017421P0102	-	95,810
	12.U04	N0017421P0107	-	111,090
	12.U04	S2021.602070.001 PO	-	43,011
	12.U04	S600001254	-	
	12.U04	H9240020F0053	-	5,014,355

Passed through from IHUDDLE
 Passed through from CENTRA Technology Inc
 Passed through from Defensewrx
 Passed through from Defensewrx
 Passed through from Defensewrx
 Passed through from Leitdos Biomedical Research Inc
 Passed through from Lockheed Martin Corporation
 Passed through from Lockheed Martin Corporation
 Passed through from Modelithics, Inc.
 Passed through from Nimbus Services
 Passed through from Nimbus Services
 Passed through from NSWC Indian Head EOD Technology Division
 Passed through from NSWC Indian Head EOD Technology Division
 Passed through from NSWC Indian Head EOD Technology Division
 Passed through from NSWC Indian Head EOD Technology Division
 Passed through from PAE National Security Solutions LLC
 Passed through from Special Operations Command

See accompanying notes to the Schedule of Expenditures of Federal Awards

STATE OF FLORIDA

FISCAL YEAR ENDED JUNE 30, 2022

SCHEDULE OF EXPENDITURES OF FEDERAL AWARDS

FEDERAL AGENCY / FEDERAL PROGRAM TITLE / PASS-THROUGH ENTITY	ASSISTANCE LISTING NUMBER	AWARD NUMBER	AMOUNTS PASSED THROUGH TO SUBRECIPIENTS	FEDERAL EXPENDITURES
Total Excluding Cluster:			1,334,179	63,695,560
Research And Development Programs Cluster:				
Procurement Technical Assistance For Business Firms	12.002		-	136,624
Conservation and Rehabilitation of Natural Resources on Military Installations	12.005		-	71,647
Readiness and Environmental Protection Integration (REPI) Program				
<i>Passed through from The Nature Conservancy</i>	12.017	G22-107839-001	-	16,563
Flood Plain Management Services				
<i>Passed through from APM Institute</i>	12.104	SC2019-12-19	-	997
Collaborative Research and Development	12.114		-	59,395
<i>Passed through from Hepburn and Sons, LLC</i>	12.114	2019-376-02-FSU	-	16,167
Basic and Applied Scientific Research	12.300		4,790,990	22,910,610
<i>Passed through from American Lightweight Materials Manufacturing Innovation Institute Agreement #M007-01</i>	12.300	N00014-19-S-F008 (#M007-01)		7,532
<i>Passed through from Clemson University</i>	12.300	2205-202-2023940	-	123,560
<i>Passed through from Cornell University</i>	12.300	78559-10700	-	183,802
<i>Passed through from Florida Institute For Human And Machine Cognition</i>	12.300	202001001.UF001	-	155,663
<i>Passed through from Georgia Institute of Technology</i>	12.300	AWD-002572-G1	-	8,775
<i>Passed through from Institute for Human and Machine Cognition</i>	12.300	202001001.UF001	-	3,607
<i>Passed through from Institute for Human and Machine Cognition</i>	12.300	2021-010-01-01-UF	-	65,424
<i>Passed through from Intel Corp</i>	12.300	CW2059855	-	45,412
<i>Passed through from LIFT</i>	12.300	Subaward #C1001	-	23,619
<i>Passed through from Massachusetts Institute of Technology</i>	12.300	S4958-PO417317	-	98,187
<i>Passed through from Northwestern University</i>	12.300	SP0042757PROJ0012040	-	22,799
<i>Passed through from Ohio State University</i>	12.300	GR123404	-	51,317
<i>Passed through from University of Alaska, Fairbanks</i>	12.300	UA 21-0010	-	127,058
<i>Passed through from University of California</i>	12.300	0160 G VA526	-	16,896
<i>Passed through from University of Miami</i>	12.300	SPC-001248	-	13,236
<i>Passed through from University of Michigan</i>	12.300	SUBK00013797	-	163,288
<i>Passed through from University of Missouri</i>	12.300	C00053045-1	-	100,449
<i>Passed through from University of Southern California</i>	12.300	124666613	-	24,681
<i>Passed through from University of Tennessee</i>	12.300	N00164-20-2008-Florida	-	36,966
Science, Technology, Engineering & Mathematics (STEM) Education, Outreach and Workforce Program	12.330		1,404	140,999
<i>Passed through from National Center for Simulation</i>	12.330	N613402120003	-	45,771
Scientific Research - Combating Weapons of Mass Destruction	12.351		454,419	1,582,658
<i>Passed through from Advanced Technology International</i>	12.351	2020-517 Project Agr #1	2,538,736	3,613,265
<i>Passed through from Battelle Memorial Institute</i>	12.351	PO US001-0000778380	-	417,414
<i>Passed through from CUBRC, Inc.</i>	12.351	0803652	-	9,790

See accompanying notes to the Schedule of Expenditures of Federal Awards

STATE OF FLORIDA

FISCAL YEAR ENDED JUNE 30, 2022

SCHEDULE OF EXPENDITURES OF FEDERAL AWARDS

FEDERAL AGENCY / FEDERAL PROGRAM TITLE / PASS-THROUGH ENTITY	ASSISTANCE LISTING NUMBER	AWARD NUMBER	AMOUNTS PASSED THROUGH TO SUBRECIPIENTS	FEDERAL EXPENDITURES
Passed through from Northern Arizona University	12.351	1004877-02	-	88,425
Passed through from Pennsylvania State University	12.351	SA21-02	-	396,648
COVID-19 - Pest Management and Vector Control Research	12.355	COVID-19 - W911QY2010003	61,816	99,495
Research on Chemical and Biological Defense				
Passed through from Nova Southeastern University	12.360	W912HZ-19-2-0014	-	14,602
Military Medical Research and Development	12.420		3,482,038	14,308,273
Passed through from Baylor College of Medicine	12.420	PO# 7000001304	-	54,840
Passed through from Citizens United for Research in Epilepsy	12.420	AGT DTD 07-20-2018	47,060	134,676
Passed through from Coalition for National Trauma Research	12.420	CNTR20-HUMA-02	-	54,156
Passed through from Dana-Farber Cancer Institute	12.420	3089002	-	7,834
Passed through from Denver Research Institute	12.420	MSRC-FY22-01	-	18,108
Passed through from Design Interactive, Inc.	12.420	SUB-W81XWH-17-1-0687-01	80,274	117,140
Passed through from Gryphon Bio, Inc.	12.420	AGR00016311	-	26,698
Passed through from H. Lee Moffitt Cancer Center & Research Institute	12.420	12-20439-99-01-G1	-	18,274
Passed through from Information Visualization and Innovative Research, Inc.	12.420	MTEC-17-07-JETS-03	-	40,984
Passed through from Mainstream Engineering Corporation	12.420	AR0075E	-	73,469
Passed through from Mario Negri Institute	12.420	AGR00017303	-	38,245
Passed through from North Florida Foundation For Research And Education	12.420	100-1153985-84735	-	29,789
Passed through from Northwestern University	12.420	60060216 UFL	-	203,319
Passed through from Ocean State Research Institute	12.420	292207	-	3,507
Passed through from Oregon Health & Science University	12.420	1018926_UCF	-	24,271
Passed through from Phoenix Pharmalabs	12.420	Subaward Agreement W81-01	-	7,036
Passed through from SUNY Downstate Medical Center	12.420	100-1153985-84735	-	299,283
Passed through from Tampa VA Research & Education Foundation	12.420	2USF-IMAP22-5	-	60,420
Passed through from Tampa VA Research & Education Foundation	12.420	4USF-IMAP22-1	-	1,607
Passed through from University of Arizona	12.420	W81XWH-21-1-0811 SubAward No. 650421	-	384
Passed through from University of California, San Diego	12.420	96450890;MP Inv# S9001964	-	47,359
Passed through from University of California, San Francisco	12.420	11153sc	-	33,456
Passed through from University of California, San Francisco	12.420	11312sc	-	69,196
Passed through from University of California, San Francisco	12.420	8598sc	-	22,223
Passed through from University of Houston	12.420	R-21-0007	-	16,957
Passed through from University of Maryland Baltimore	12.420	1802254	-	5,655
Passed through from University of North Texas	12.420	W81XWH910757 Subaward No. RF70031-2019-0387	-	55,862
Passed through from University of Texas, Dallas	12.420	1604938	-	283,277
Passed through from Yale University	12.420	CON-80003084 (GR113276)	-	108,038

See accompanying notes to the Schedule of Expenditures of Federal Awards

STATE OF FLORIDA

FISCAL YEAR ENDED JUNE 30, 2022

SCHEDULE OF EXPENDITURES OF FEDERAL AWARDS

FEDERAL AGENCY / FEDERAL PROGRAM TITLE / PASS-THROUGH ENTITY	ASSISTANCE LISTING NUMBER	AWARD NUMBER	AMOUNTS PASSED THROUGH TO SUBRECIPIENTS	FEDERAL EXPENDITURES
Basic Scientific Research	12.431		2,394,145	9,695,078
Passed through from California State University	12.431	S-7262-UCF	-	17,557
Passed through from Colorado State University	12.431	G-45017-1	-	4,966
Passed through from Northeastern University	12.431	598391-78051	-	20,992
Passed through from Northwestern University	12.431	555080-78052	-	269,071
Passed through from Northwestern University	12.431	SP0043247-PROJ0012178	-	32,954
Passed through from Regents of the University of Wisconsin System - Milwaukee	12.431	Subaward No.: 213405500	-	5,488
Passed through from Stanford University	12.431	62370414-158556	-	55,222
Passed through from The College of William and Mary	12.431	Subaward No. 743031-1	-	16,022
Passed through from University of Kentucky Research Foundation	12.431	320000107221324	-	24,991
Passed through from University of Memphis	12.431	A22-0063-S001	-	89,521
Passed through from University of Southern California	12.431	120390648	-	57,342
Passed through from University of Southern California	12.431	87889593	-	98,841
Passed through from Virginia Commonwealth University	12.431	FP00006199-SA001	-	20,347
Centers for Academic Excellence	12.598		14,885	338,282
Passed through from University of Southern California	12.598	PO 10933504		9,100
Basic, Applied, and Advanced Research in Science and Engineering	12.630		347,166	7,968,816
Passed through from Advanced Functional Fabrics of America	12.630	Task Order Number: 001		111,491
Passed through from Arizona State University	12.630	ASUB00000784		24,070
Passed through from FHMC	12.630	W911NF-20-2-0102		8,259
Passed through from North Carolina State University	12.630	2020-2985-01		16,272
Passed through from Ohio State University	12.630	GR122850/SPC-1000004668		21,114
Passed through from Schnabel Engineering	12.630	TO No 16C35002.36-001		11,361
Passed through from University of Utah	12.630	PO# U000237535;		92,354
Passed through from US Department of Army (DA)	12.630	Prime#W911NF-12-2-0023		23,095
Past Conflict Accounting	12.740	W912HZ-20-2-0010		656
Air Force Defense Research Sciences Program	12.800		3,143,026	12,699,121
Passed through from Boston University	12.800	4500004201		27,789
Passed through from Clarkson Aerospace Corporation	12.800	FIU 21-1-0460; FA9550-21-1-0460		12,374
Passed through from Columbia University	12.800	1(GG018233-01)		8,753
Passed through from George Mason University	12.800	E2057852		2,087
Passed through from Harvard University	12.800	Subaward No. 136055-5116093		47,628
Passed through from Montana State University	12.800	421225C120		45
Passed through from Ohio State University	12.800	GR126394 / SPC-1000006210		21,400
Passed through from Oklahoma State University	12.800	1-581200-USF		69,827

See accompanying notes to the Schedule of Expenditures of Federal Awards

STATE OF FLORIDA

FISCAL YEAR ENDED JUNE 30, 2022

SCHEDULE OF EXPENDITURES OF FEDERAL AWARDS

FEDERAL AGENCY / FEDERAL PROGRAM TITLE / PASS-THROUGH ENTITY	ASSISTANCE LISTING NUMBER	AWARD NUMBER	AMOUNTS PASSED THROUGH TO SUBRECIPIENTS	FEDERAL EXPENDITURES
<i>Passed through from Pennsylvania State University</i>	12.800	S001879-AFOSR	-	70,922
<i>Passed through from Rensselaer Polytechnic Institute</i>	12.800	A12831	-	20,304
<i>Passed through from University of Colorado at Boulder</i>	12.800	1557964	-	27,520
<i>Passed through from University of Connecticut</i>	12.800	KFSH# 5632070/PO# 110071	-	664,850
<i>Passed through from University of Southern California</i>	12.800	136795601	-	269,303
<i>Passed through from Virginia Polytechnic Institute and State University</i>	12.800	450519-19300	-	4,854
<i>Passed through from Worcester Polytechnic Institute</i>	12.800	11137-GR	-	14,691
COVID-19 - Air Force Defense Research Sciences Program	12.800	COVID-19 - FA8651-20-2-0001	-	1,380,193
	12.800	COVID-19 - FA9550-17-1-0380	-	-
	12.800	COVID-19 - FA9550-18-1-0391	160,767	160,851
	12.800	COVID-19 - FA9550-19-1-0023	-	100,823
Mathematical Sciences Grants	12.901			10,366
Information Security Grants	12.902		47,660	186,204
<i>Passed through from Mississippi State University</i>	12.902	193002.362259.02	-	3,860
GenCyber Grants Program	12.903		-	25,310
CyberSecurity Core Curriculum	12.905		1,393,433	2,530,074
<i>Passed through from Dakota State University</i>	12.905	H98230-20-1-0414/266-840269	-	136,829
<i>Passed through from Mississippi State University</i>	12.905	193002.361534.01		44,642
<i>Passed through from Towson University</i>	12.905	H982302110175 Sub: 5040576	-	38,911
<i>Passed through from University of Colorado</i>	12.905	Subaward 20-144-001 - FAIN H98230200385	-	103,744
<i>Passed through from University of Louisville</i>	12.905	ULRF-20-1034-03		238,162
<i>Passed through from University of Memphis</i>	12.905	A22-0041-S001/H98230-21-1-0319	-	122,007
COVID-19 - Research and Technology Development Research and Technology Development	12.910	COVID-19 - LTR DTD 5-4-20	-	5,000
<i>Passed through from Advanced Technology International</i>	12.910	2018-474 TO No 1	714,475	4,686,057
<i>Passed through from Axogen Corporation</i>	12.910	AGR000012374 TO No 3	-	6,204
<i>Passed through from Cary Institute of Ecosystem Studies</i>	12.910	3385/200202062	-	56,256
<i>Passed through from Donald Danforth Plant Science Center</i>	12.910	23107-FL	-	29,384
<i>Passed through from Entrinsic Health Solutions</i>	12.910	AGR0001026	-	82,239
<i>Passed through from Georgia Institute of Technology</i>	12.910	HR001117C0124	-	7
<i>Passed through from Ginkgo Bioworks Inc.</i>	12.910	HR001120C0073	244,239	5,953
				768,951

See accompanying notes to the Schedule of Expenditures of Federal Awards

STATE OF FLORIDA

FISCAL YEAR ENDED JUNE 30, 2022

SCHEDULE OF EXPENDITURES OF FEDERAL AWARDS

FEDERAL AGENCY / FEDERAL PROGRAM TITLE / PASS-THROUGH ENTITY	ASSISTANCE LISTING NUMBER	AWARD NUMBER	AMOUNTS PASSED THROUGH TO SUBRECIPIENTS	FEDERAL EXPENDITURES
<i>Passed through from Institute for Human and Machine Cognition</i>	12.910	2021-020-01UFHR0112IC1086	-	25,133
<i>Passed through from KBR Holdings, LLC.</i>	12.910	PO 0000001454	-	37,465
<i>Passed through from Massachusetts Institute of Technology</i>	12.910	26996	-	48,004
<i>Passed through from Netrias, LLC</i>	12.910	20-002	-	1,584
<i>Passed through from Ocius Technologies LLC</i>	12.910	D16PC00085; Prime# D17PC00289	-	51,992
<i>Passed through from Ohio State University</i>	12.910	GR114261/SPC-1000003862	-	354,774
<i>Passed through from Uncharted Software</i>	12.910	AGR00021838	-	110,097
<i>Passed through from University of Arizona</i>	12.910	473261	-	59,467
<i>Passed through from University of Ottawa</i>	12.910	520131-01	-	136,122
<i>Passed through from University of Pennsylvania</i>	12.910	4356818	-	41,915
<i>Passed through from University of Pennsylvania</i>	12.910	583232	-	77,414
<i>Passed through from University of Pittsburgh</i>	12.910	AWD000003763 (417601-3)	-	279,524
<i>Passed through from University of Southern California</i>	12.910	.98330462/PO10642823	-	298,198
<i>Passed through from University of Texas at Dallas</i>	12.910	1705120/PO S232871	-	160,392
<i>Passed through from University of Texas at Dallas</i>	12.910	2109526	-	82,471
<i>Passed through from University of Virginia</i>	12.910	GG12447.170057	-	2,632
<i>Passed through from Yale University</i>	12.910	GR110879 (CON-80002652)	-	14,013
COVID-19 - Other Federal Awards	12.RD	TO No FA8651-20-F-1025	-	346,749
<i>Passed through from ABS Solutions</i>	12.RD	ID07200010-1002-02	-	246,153
<i>Passed through from Leitdos, Inc.</i>	12.RD	P010201739 TO No 12	-	271,479
Other Federal Awards	12.RD	000072	-	27,127
	12.RD	000403	-	56,697
	12.RD	16308A29	-	3,309
	12.RD	2021-21051300001	-	263,801
	12.RD	AGR DTD 09-09-2021	-	62,666
	12.RD	B80718	-	4,900
	12.RD	FA252120P0042	-	59,756
	12.RD	FA252121C0035	-	33,952
	12.RD	FA282319CA041	-	193,837
	12.RD	FA865018C7823	344,148	706,971
	12.RD	FA8650-18-C-7825	-	160,533
	12.RD	FA8650-20-C-1719	665,358	1,721,287
	12.RD	FA8651-16D0310/19-F1074	-	140,374
	12.RD	FA8651-19-D-0037 FA-19-F-	-	112,929
	12.RD	FA865119D0037/FA865119F1	-	328
		0	-	0

See accompanying notes to the Schedule of Expenditures of Federal Awards

STATE OF FLORIDA
FISCAL YEAR ENDED JUNE 30, 2022
SCHEDULE OF EXPENDITURES OF FEDERAL AWARDS

FEDERAL AGENCY / FEDERAL PROGRAM TITLE / PASS-THROUGH ENTITY	ASSISTANCE LISTING NUMBER	AWARD NUMBER	AMOUNTS PASSED THROUGH TO SUBRECIPIENTS	FEDERAL EXPENDITURES
Other Federal Awards	12.RD	FA865119D0037- FA865119F10	-	54,433
	12.RD	FA8651-19-F-1032	-	146,724
	12.RD	FA8651-20-2-0081	-	307,649
	12.RD	FA865121F1013	24,549	48,610
	12.RD	FA8651-21-F-1025	-	20,783
	12.RD	FA8651-21-F-1027	-	44,287
	12.RD	FA8651-21-F-1041	-	111,807
	12.RD	FA8651-22-F-1047	-	47,059
	12.RD	FA9451-20-C-0015	-	325,379
	12.RD	FA9451-20-C-0016	-	399,489
	12.RD	FA9550-21-1-0157	-	370,264
	12.RD	FA9550-21-1-0292	-	180,751
	12.RD	FA9550-21-1-0346	-	60,294
	12.RD	FA9550-21-1-0432	38,335	125,256
	12.RD	FA9550-22-1-0013	-	16,103
	12.RD	GS-02F-0081U	-	4,480
	12.RD	H98230-21-1-0266	-	181,972
	12.RD	HDTRA121C0033	30,328	254,068
	12.RD	HHM402-20-C-0032	-	440,203
	12.RD	HR00112090049	222,258	484,910
	12.RD	HR00112090095	210,687	458,866
	12.RD	HR00112090137	213,563	535,062
	12.RD	IPA	-	203,976
	12.RD	IPA DTD 07-09-2020	-	21,244
	12.RD	IPA0001800005	-	67,500
	12.RD	IPA000-21-0-0004	-	23,338
	12.RD	N00014-20-C-2035	81,435	2,115,817
	12.RD	N00014-22-C-1056	-	4,957
	12.RD	N00024-12-C-4220	400,000	574,459
	12.RD	N0002421C4113	71,584	920,232
	12.RD	N0016720P0118 (P000001)	-	34,841
	12.RD	N0018920DZ901	-	500
	12.RD	N0024421P0293	-	20,579
	12.RD	N4175619C3083	35,584	95,420
	12.RD	N6133120P0052	-	54,962
	12.RD	N6133121P0024	-	8,628

See accompanying notes to the Schedule of Expenditures of Federal Awards

STATE OF FLORIDA

FISCAL YEAR ENDED JUNE 30, 2022

SCHEDULE OF EXPENDITURES OF FEDERAL AWARDS

FEDERAL AGENCY / FEDERAL PROGRAM TITLE / PASS-THROUGH ENTITY	ASSISTANCE LISTING NUMBER	AWARD NUMBER	AMOUNTS PASSED THROUGH TO SUBRECIPIENTS	FEDERAL EXPENDITURES
Other Federal Awards	12.RD	N6134020C0005	-	36,722
	12.RD	N6134021C0006	-	123,952
	12.RD	N6134021C0022	-	195,921
	12.RD	N62473-18-2-0011	-	184,036
	12.RD	N6264521P0026	-	12,429
	12.RD	N6600119C4017	222,911	325,292
	12.RD	N6600120P6227	-	81,285
	12.RD	N6600121P6418	-	81,632
	12.RD	N6833519P0493	-	12,663
	12.RD	Research Concept Prize	-	13,326
	12.RD	SUB00001805	-	121,361
	12.RD	TO FA8651-19-F-1013	-	21,832
	12.RD	TO No FA8651-20-F-1025	-	252,106
	12.RD	W81EWF92071249	-	1,065
	12.RD	W81XWH18C0164	-	443,191
	12.RD	W81XWH18C0331	978,303	1,818,838
	12.RD	W900KK19F0174	-	935,584
	12.RD	W912CG21C0010	97,794	1,522,833
	12.RD	W912EP21P0007	-	93,736
	12.RD	W912EP21P0008	-	77,091
	12.RD	W912EP22P0008	-	26,516
	12.RD	W912EP22P0009	-	25,689
	12.RD	W912HQ18C0039	75,994	160,892
	12.RD	W912HQ20C0062	66,072	389,661
	12.RD	W912HZ-16-2-0018	-	10,497
	12.RD	W912HZ-19-2-0037	-	66,544
	12.RD	W912HZ-19-2-0039	-	22,496
	12.RD	W912HZ-19-2-0040	20,420	87,906
	12.RD	W912HZ-20-2-0008	-	13,704
	12.RD	W913E520C0005	-	4,605
	12.RD	S000720	-	214,515
	12.RD	FSU-051518-1	-	70,487
	12.RD	2019-367-01	-	875,077
	12.RD	2020-517 Project Agr #1	-	110,128
	12.RD	AGR00020828	-	282,105
	12.RD	AGR00020714	-	84,514
	12.RD	AGR DTD 4-13-2018	-	63,361

Passed through from Accenture Federal Services, LLC
Passed through from Advanced Conductor Technologies
Passed through from Advanced Technology International
Passed through from Advanced Technology International
Passed through from Aerosol Devices
Passed through from Alchem Laboratories, Inc.
Passed through from Alloy, LLC

See accompanying notes to the Schedule of Expenditures of Federal Awards

STATE OF FLORIDA
FISCAL YEAR ENDED JUNE 30, 2022
SCHEDULE OF EXPENDITURES OF FEDERAL AWARDS

FEDERAL AGENCY / FEDERAL PROGRAM TITLE / PASS-THROUGH ENTITY	ASSISTANCE LISTING NUMBER	AWARD NUMBER	AMOUNTS PASSED THROUGH TO SUBRECIPIENTS	FEDERAL EXPENDITURES
<i>Passed through from Applied Energetics, Inc</i>	12.RD	AERG-1-100	-	233
<i>Passed through from Applied Research Associates, Inc.</i>	12.RD	S-0346-004231-UFBT	-	25,388
<i>Passed through from APTIMA, Inc.</i>	12.RD	1515-2232	-	13,387
<i>Passed through from ARCTOS Technology Solutions, LLC</i>	12.RD	162642-20-25-Ca	-	22,443
<i>Passed through from Arizona State University</i>	12.RD	ASUB00001044	-	4,712
<i>Passed through from Attollo Engineering, LLC</i>	12.RD	FA8651-18-C-0090	-	53,345
<i>Passed through from Attollo Engineering, LLC</i>	12.RD	FA8651-19-C-0020	-	18,228
<i>Passed through from Attollo Engineering, LLC</i>	12.RD	H9240520C0007	-	7,045
<i>Passed through from Avania</i>	12.RD	AGR000011218	-	819
<i>Passed through from Battelle Memorial Institute</i>	12.RD	781511	-	83,839
<i>Passed through from Battelle Memorial Institute</i>	12.RD	PO US001-0000778380	-	692,709
<i>Passed through from BeamsSea Associates, LLC</i>	12.RD	AW-FAU001	-	19,451
<i>Passed through from Boston College</i>	12.RD	5107821-1	-	4,136
<i>Passed through from Boston Engineering Corporation</i>	12.RD	Agreement Phase II	-	4,456
<i>Passed through from CACI International, Inc.</i>	12.RD	P000120110	-	113,121
<i>Passed through from CACI International, Inc.</i>	12.RD	Subcontract # P000046042	-	838,506
<i>Passed through from Cerion Nanomaterials</i>	12.RD	AGR00022100	-	27,735
<i>Passed through from Colorado State University</i>	12.RD	G-27008-01	-	4,790
<i>Passed through from Consolidated Nuclear Security LLC</i>	12.RD	Sub No 4300171522	-	11,096
<i>Passed through from Creare, LLC</i>	12.RD	109463	-	17,274
<i>Passed through from Creare, LLC</i>	12.RD	PO: 117341	-	39,443
<i>Passed through from Creare, LLC</i>	12.RD	Purchase Order: 104517	-	125,319
<i>Passed through from Dignitas Technologies, LLC</i>	12.RD	200519080012	-	206,202
<i>Passed through from Dignitas Technologies, LLC</i>	12.RD	21-0520-08-0012	-	99,642
<i>Passed through from DIMCO, Inc.</i>	12.RD	AGR00017765	-	8,666
<i>Passed through from Disaster Technologies Incorporated</i>	12.RD	00001	-	36,260
<i>Passed through from Duke University</i>	12.RD	313-0877	-	20,426
<i>Passed through from Dynetics, Inc.</i>	12.RD	DI-SC-20-19/ PO SB900035	-	645,143
<i>Passed through from e Skin Displays Inc</i>	12.RD	HR001122C0045	-	149,485
<i>Passed through from Edaptive Computing, Inc.</i>	12.RD	IMPACT02-UFL-4oT1-2020	-	3,143
<i>Passed through from Edaptive Computing, Inc.</i>	12.RD	TAME01-UFL-AUTOBOM-2020	-	515,663
<i>Passed through from Edaptive Computing, Inc.</i>	12.RD	TAME01-UFL-STV3-2020	-	145,285
<i>Passed through from Electro Magnetic Applications, Inc.</i>	12.RD	FA864920C0316	-	76,846
<i>Passed through from Energy to Power Solutions (E2P)</i>	12.RD	2020-004	-	2,920
<i>Passed through from Energy to Power Solutions (E2P)</i>	12.RD	2020-006	-	37,430
<i>Passed through from Energy to Power Solutions (E2P)</i>	12.RD	2021-005	-	39,507

See accompanying notes to the Schedule of Expenditures of Federal Awards

STATE OF FLORIDA

FISCAL YEAR ENDED JUNE 30, 2022

SCHEDULE OF EXPENDITURES OF FEDERAL AWARDS

FEDERAL AGENCY / FEDERAL PROGRAM TITLE / PASS-THROUGH ENTITY	ASSISTANCE LISTING NUMBER	AWARD NUMBER	AMOUNTS PASSED THROUGH TO SUBRECIPIENTS	FEDERAL EXPENDITURES
<i>Passed through from ENSCO, Inc.</i>	12.RD	G27412-3943 TO 45	-	2,805
<i>Passed through from ENSCO, Inc.</i>	12.RD	G27412-3943 TO No 58	-	3,096
<i>Passed through from Exciting Technology LLC</i>	12.RD	FA8750-21-C-0157	-	80,623
<i>Passed through from Galois, Inc.</i>	12.RD	2019-029	-	316,215
<i>Passed through from General Technical Services, LLC</i>	12.RD	PO20-352	62,030	114,554
<i>Passed through from Hepburn and Sons, LLC</i>	12.RD	N6833521-C-0663 N211-069	-	19,882
<i>Passed through from Hepburn and Sons, LLC</i>	12.RD	N68335-21-C-0716 -FSU	-	64,979
<i>Passed through from IERUS Technologies, Inc.</i>	12.RD	2019-FSU-002	-	762
<i>Passed through from Inertial Labs, Inc.</i>	12.RD	W900KK17C0058	-	218,128
<i>Passed through from Intel Corp</i>	12.RD	CW2059855	-	451,789
<i>Passed through from Intel Corp</i>	12.RD	CW2061418	57,607	506,380
<i>Passed through from Intelligent Automation, Inc.</i>	12.RD	2323-002-1	-	183,424
<i>Passed through from Intelligent Automation, Inc.</i>	12.RD	2630-2	-	17,449
<i>Passed through from Invariant Corporation</i>	12.RD	20-275	6,267	80,511
<i>Passed through from Invariant Corporation</i>	12.RD	PO: 21-338	-	9,965
<i>Passed through from IRflex</i>	12.RD	N6893620C0014	-	1,474
<i>Passed through from IRflex</i>	12.RD	N6893621C0039	-	60,187
<i>Passed through from IRflex</i>	12.RD	W909MY-20-P-0033	-	344
<i>Passed through from IRGlare, LLC</i>	12.RD	FA9101-21-C-0004	-	6,143
<i>Passed through from IRGlare, LLC</i>	12.RD	HDTRA120P0015	-	1,337
<i>Passed through from IRGlare, LLC</i>	12.RD	N6833520C0678	-	17,895
<i>Passed through from IRGlare, LLC</i>	12.RD	N6833520C0806	-	3,270
<i>Passed through from IRGlare, LLC</i>	12.RD	N6893619C0012	-	10,186
<i>Passed through from IRGlare, LLC</i>	12.RD	N6893619C0033	-	24,506
<i>Passed through from IRGlare, LLC</i>	12.RD	N6893620C0071	-	39,995
<i>Passed through from IRGlare, LLC</i>	12.RD	N6893620C0083	-	37,467
<i>Passed through from IRGlare, LLC</i>	12.RD	N6893620C0090	-	35,786
<i>Passed through from IRGlare, LLC</i>	12.RD	N6893621C0004	-	17,763
<i>Passed through from IRGlare, LLC</i>	12.RD	N6893621C0005	-	1,195
<i>Passed through from IRGlare, LLC</i>	12.RD	N6893621C0015	-	106,626
<i>Passed through from IRGlare, LLC</i>	12.RD	N6893621C0059	-	15,766
<i>Passed through from IRGlare, LLC</i>	12.RD	N6893622C0007	-	612
<i>Passed through from IRGlare, LLC</i>	12.RD	W909MY-21-C-0020	-	8,153
<i>Passed through from IRGlare, LLC</i>	12.RD	W911NF20P0007	-	35
<i>Passed through from IRGlare, LLC</i>	12.RD	W911NF22C0001	-	6,250
<i>Passed through from Jacobs Technology, Inc.</i>	12.RD	PO RAPT1-0000000149	-	25,757
<i>Passed through from Jacobs Technology, Inc.</i>	12.RD	RAPT1-0000001671	-	116,670

See accompanying notes to the Schedule of Expenditures of Federal Awards

STATE OF FLORIDA

FISCAL YEAR ENDED JUNE 30, 2022

SCHEDULE OF EXPENDITURES OF FEDERAL AWARDS

FEDERAL AGENCY / FEDERAL PROGRAM TITLE / PASS-THROUGH ENTITY	ASSISTANCE LISTING NUMBER	AWARD NUMBER	AMOUNTS PASSED THROUGH TO SUBRECIPIENTS	FEDERAL EXPENDITURES
<i>Passed through from Karagozian & Case, Inc.</i>	12.RD	200371.000	-	69,411
<i>Passed through from KBR Holdings, LLC.</i>	12.RD	PO-000001454	-	23,322
<i>Passed through from Kent Optronics, Inc.</i>	12.RD	N683521C0572	-	39,855
<i>Passed through from Kinware, Inc.</i>	12.RD	K003518-00-S04	-	44,415
<i>Passed through from Leitdos</i>	12.RD	P010211187	-	35,888
<i>Passed through from Leitdos, Inc.</i>	12.RD	P010201739 TO R No. 11	-	178,783
<i>Passed through from Leitdos, Inc.</i>	12.RD	P010201739 TO No 10	-	1,228
<i>Passed through from Leitdos, Inc.</i>	12.RD	P010250661	-	294,595
<i>Passed through from Leitdos, Inc.</i>	12.RD	TO 13, IDIQ P010201739	-	49,379
<i>Passed through from Lockheed Martin Corporation</i>	12.RD	4104650986	-	83,330
<i>Passed through from Lockheed Martin Corporation</i>	12.RD	4104968972	-	227,488
<i>Passed through from Lynmtech, Inc.</i>	12.RD	AMR-019 II	-	44,871
<i>Passed through from MacAulay-Brown, Inc.</i>	12.RD	DSC3129	-	96,525
<i>Passed through from Mainstream Engineering Corporation</i>	12.RD	AR0051	-	49,924
<i>Passed through from Mainstream Engineering Corporation</i>	12.RD	AR0052	-	97
<i>Passed through from Mainstream Engineering Corporation</i>	12.RD	F0001	-	16,943
<i>Passed through from Mainstream Engineering Corporation</i>	12.RD	HQ0030	-	50,578
<i>Passed through from Mainstream Engineering Corporation</i>	12.RD	HQ7064	-	40,968
<i>Passed through from Mainstream Engineering Corporation</i>	12.RD	7000466432	-	4,834
<i>Passed through from Massachusetts Institute of Technology</i>	12.RD	7000516046	-	52,255
<i>Passed through from Massachusetts Institute of Technology Lincoln Laboratory</i>	12.RD	PO No MS19DOD0302	-	36,488
<i>Passed through from Material Flow Solutions, Inc.</i>	12.RD	FIU-4331-1; Prime Contract#W911NF20C0006	-	165,893
<i>Passed through from MaXentric Technologies LLC</i>	12.RD	FIU-4333-1	-	77,455
<i>Passed through from MaXentric Technologies LLC</i>	12.RD	UCF-NAVAIR-0090	-	58,909
<i>Passed through from Mayachitra, Inc.</i>	12.RD	UCF-NAVAIR-0789	-	33,169
<i>Passed through from Millennium Corporation</i>	12.RD	MC20-W31P4Q-18-D-A003- 00	-	39,445
<i>Passed through from Modus Operandi, Inc.</i>	12.RD	106335-21-180 TO No. 0001	-	14,566
<i>Passed through from Mosaic ATM, Inc.</i>	12.RD	FA864921P0092	-	22,595
<i>Passed through from Mosaic Microsystems</i>	12.RD	AGR00020311	-	47,521
<i>Passed through from Mosaic Microsystems</i>	12.RD	AGR00022457	-	182,571
<i>Passed through from Nanohmics, Inc.</i>	12.RD	W911QX-18-C-0002	-	3,460
<i>Passed through from Nimbis Services</i>	12.RD	Nimbis-21F-1152-UF	-	96,665
<i>Passed through from Nimbis Services</i>	12.RD	Nimbis-F-1894-UF	-	20,074
<i>Passed through from Noise Control Engineering, LLC</i>	12.RD	2018-037	-	29,644
<i>Passed through from North Carolina State University</i>	12.RD	2021-1156-22	-	27,607
<i>Passed through from Northrop Grumman Corporation</i>	12.RD	5300002484	-	482,861

See accompanying notes to the Schedule of Expenditures of Federal Awards

STATE OF FLORIDA

FISCAL YEAR ENDED JUNE 30, 2022

SCHEDULE OF EXPENDITURES OF FEDERAL AWARDS

FEDERAL AGENCY / FEDERAL PROGRAM TITLE / PASS-THROUGH ENTITY	ASSISTANCE LISTING NUMBER	AWARD NUMBER	AMOUNTS PASSED THROUGH TO SUBRECIPIENTS	FEDERAL EXPENDITURES
<i>Passed through from Northrop Grumman Corporation</i>	12.RD	5300033038	-	72,269
<i>Passed through from Northrop Grumman Corporation</i>	12.RD	7500158685	-	94,303
<i>Passed through from Northrop Grumman Corporation</i>	12.RD	PO 5300021671	-	254,018
<i>Passed through from Northwestern University</i>	12.RD	SP0045959-PROJ0012925	-	38,161
<i>Passed through from Novaa Ltd</i>	12.RD	Prime FA864921P0245	-	50,625
<i>Passed through from Ncrypt, LLC</i>	12.RD	F8649-21-P-0720	-	3,870
<i>Passed through from Ncrypt, LLC</i>	12.RD	FA8649-21-P-1501	-	133,665
<i>Passed through from Ohio Aerospace Institute</i>	12.RD	OAI-C2644-19296	-	54,202
<i>Passed through from Olkin Optics LLC</i>	12.RD	N6833519C0628	-	23,850
<i>Passed through from Omega Photonics System</i>	12.RD	W9113M21C0072	-	29,931
<i>Passed through from Omega Photonics System</i>	12.RD	W911NF21P0044	-	81,849
<i>Passed through from Optical Sciences Corporation</i>	12.RD	051821A-0	-	5,004
<i>Passed through from OptoXense Inc</i>	12.RD	140D6319C0010	-	52,772
<i>Passed through from OptoXense Inc</i>	12.RD	FA864921P1632	-	117,915
<i>Passed through from PAR Government Systems Corporation</i>	12.RD	Subcontract No. PGSC-SC-111374-05 / PO P194813	-	57,191
<i>Passed through from PAR Government Systems Corporation</i>	12.RD	Subcontract No. PGSC-SC-111374-12	-	112,839
<i>Passed through from Pendar Technologies</i>	12.RD	Subcontract Dated 5/20/20	34,500	342,190
<i>Passed through from PJR Corporation</i>	12.RD	AGR DTD 12-2-2019	-	23,093
<i>Passed through from PolyMaterials App, LLC</i>	12.RD	FA86491P0029	-	27,517
<i>Passed through from PolyMaterials App, LLC</i>	12.RD	HQ086020C7010	-	108,566
<i>Passed through from Q-Chem, Inc.</i>	12.RD	None	-	53,865
<i>Passed through from QinetiQ Inc</i>	12.RD	None	12,492	179,340
<i>Passed through from QLEDClures LLC</i>	12.RD	0000053406	-	141,471
<i>Passed through from Quantum Ventura, Inc.</i>	12.RD	W911NF22P0018	-	183
<i>Passed through from Qubittek</i>	12.RD	AGR00020983	-	50,000
<i>Passed through from Raytheon Company</i>	12.RD	FA864921P0777 and Mod P00001	-	155,326
<i>Passed through from Reaction Systems, Inc.</i>	12.RD	Purchase Order No. 4202410674	-	11,004
<i>Passed through from Riptide Software, Inc</i>	12.RD	7048-2002	-	180,359
<i>Passed through from Rochester Institute of Technology</i>	12.RD	30204-UCF	-	208,820
<i>Passed through from Rutgers University</i>	12.RD	REAP Funding FY21	-	1,000
<i>Passed through from SA Photonics</i>	12.RD	SUB00002320	-	9,310
<i>Passed through from SA Photonics</i>	12.RD	2041UCF2002	-	71,105
<i>Passed through from Sciperio</i>	12.RD	4505UCF2004	-	90,034
	12.RD	01087-USF	-	17,715

See accompanying notes to the Schedule of Expenditures of Federal Awards

STATE OF FLORIDA

FISCAL YEAR ENDED JUNE 30, 2022

SCHEDULE OF EXPENDITURES OF FEDERAL AWARDS

FEDERAL AGENCY / FEDERAL PROGRAM TITLE / PASS-THROUGH ENTITY	ASSISTANCE LISTING NUMBER	AWARD NUMBER	AMOUNTS PASSED THROUGH TO SUBRECIPIENTS	FEDERAL EXPENDITURES
Passed through from Sivanihan Laboratories, Inc	12.RD	0144-21-SUCF-0003	-	15,000
Passed through from Smart Information Flow Technologies	12.RD	ACUMEN-FIU-01	-	201,768
Passed through from Smart Information Flow Technologies	12.RD	RADIL-FIU-01	-	88,877
Passed through from Soar Technology, Inc.	12.RD	PO-0000052	-	4,545
Passed through from Soar Technology, Inc.	12.RD	SC-19-014	-	137,581
Passed through from Soar Technology, Inc.	12.RD	SC-19-029	-	19,660
Passed through from Soar Technology, Inc.	12.RD	SC-20-028	-	36,808
Passed through from Spectral Energies, LLC	12.RD	SB1921-003C-1	-	1,166
Passed through from Spectral Energies, LLC	12.RD	SB1921-003C-2	-	92,002
Passed through from Synatec, Inc.	12.RD	D21E-21-0322	-	38,942
Passed through from Synopsys, Inc.	12.RD	AGR DTD 05-01-2020	-	1,400,816
Passed through from Tampa Y4 Research & Education Foundation	12.RD	USF-DOD-0568	-	6,557
Passed through from Technical Systems Integration, Inc.	12.RD	FSU 0022-1	-	15,094
Passed through from Tera Tech, Inc.	12.RD	PO No. 1171620	-	60,424
Passed through from Texas A&M - Texas Engineering Experiment Station	12.RD	M2200288	-	8,265
Passed through from Texas A&M - Texas Engineering Experiment Station	12.RD	M2201565	37,067	72,526
Passed through from Texas Research Institute Austin, Inc.	12.RD	F-301266G-500-02-SC1995	-	4,450
Passed through from Texas Research Institute Austin, Inc.	12.RD	F-30188G-500-02-SC1997	-	11,079
Passed through from Torch Technologies	12.RD	T20S034 ID04190090	-	49,964
Passed through from Triton Systems, Inc	12.RD	TSI-2700-20-20203208	-	41,108
Passed through from Triton Systems, Inc	12.RD	TSI-2743-21-20204788	-	69,210
Passed through from Trivent LLC	12.RD	FA 8651-18-C-0073	-	2,316
Passed through from Trivent LLC	12.RD	W911NF22P0026	-	12,253
Passed through from UES, Inc.	12.RD	S-119-005-001	-	248,524
Passed through from Universal Missile Defense International, LLC	12.RD	W912HZ21C0045	-	5,036
Passed through from University of Arizona	12.RD	562274	-	55,232
Passed through from University of California, San Francisco	12.RD	11153sc	-	15,089
Passed through from University of Connecticut	12.RD	KFS# 5632070/PO# 110071	-	2,169
Passed through from University of Illinois Urbana-Champaign	12.RD	84424-16325	-	18,827
Passed through from University of Texas at Austin	12.RD	UTA20-000143	-	27,510
Passed through from Unknnot.id, Inc	12.RD	UCF-STTR-ARMY-01	-	37,998
Passed through from Unveil, Inc.	12.RD	AGR DTD 4-15-21	-	22,563
Passed through from Vescent Photonics, LLC	12.RD	AWD00001074	-	4,327
Passed through from Visimo	12.RD	FA864922P0708	-	9,899
Passed through from Visimo	12.RD	None	-	21,954
Total Research And Development Programs Cluster:			23,925,819	129,775,558
TOTAL U. S. DEPARTMENT OF DEFENSE			25,259,998	193,471,118

See accompanying notes to the Schedule of Expenditures of Federal Awards

STATE OF FLORIDA

FISCAL YEAR ENDED JUNE 30, 2022

SCHEDULE OF EXPENDITURES OF FEDERAL AWARDS

FEDERAL AGENCY / FEDERAL PROGRAM TITLE / PASS-THROUGH ENTITY	ASSISTANCE LISTING NUMBER	AWARD NUMBER	AMOUNTS PASSED THROUGH TO SUBRECIPIENTS	FEDERAL EXPENDITURES
U.S. DEPARTMENT OF EDUCATION				
Adult Education - Basic Grants to States	84.002		29,186,483	39,597,788
Title I Grants to Local Educational Agencies	84.010		874,337,121	883,175,531
Migrant Education State Grant Program	84.011		20,107,383	20,443,706
Title I State Agency Program for Neglected and Delinquent Children and Youth	84.013		-	1,381,617
National Resource Centers Program for Foreign Language and Area Studies or Foreign Language and International Studies Program and Foreign Language and Area Studies Fellowship Program	84.015		-	1,025,560
Overseas Programs - Group Projects Abroad	84.021		-	114,681
Overseas Programs - Doctoral Dissertation Research Abroad	84.022		-	26,769
COVID-19 - IDEA 611 ARP Allocations	84.027X	COVID-19 - 687-2632R-2CB01 (COVID 19)	5,525	66,783
Higher Education Institutional Aid	84.031			18,259,609
Federal Family Education Loans	84.032			68,608,763
Perkins Loan Cancellations	84.037			161,744
Career and Technical Education -- Basic Grants to States	84.048		45,677,478	75,956,270
<i>Passed through from Flagler County School District</i>	84.048	180-1612B-2CR01		23,227
<i>Passed through from Florida Department of Education</i>	84.048	402-1611B-1CP01		15,241
<i>Passed through from Florida Department of Education</i>	84.048	402-1612B-2CP01		153,764
<i>Passed through from Florida Department of Education</i>	84.048	402-1612B-2CR01		56,731
Fund for the Improvement of Postsecondary Education	84.116			865,199
<i>Passed through from University of Texas, Arlington</i>	84.116	2021GC1308		68,498
Rehabilitation Services Vocational Rehabilitation Grants to States	84.126			203,929,427
Rehabilitation Long-Term Training	84.129			659,460
Migrant Education High School Equivalency Program	84.141			939,847
Migrant Education College Assistance Migrant Program	84.149			819,953
COVID-19 - IDEA 619 ARP Allocations	84.173X	COVID-19 - 687-2672R-2CP01 (COVID-19)		591
Rehabilitation Services Independent Living Services for Older Individuals Who are Blind	84.177			2,760,271
Special Education-Grants for Infants and Families	84.181		4,112,580	22,337,963
<i>Passed through from Iowa Department of Education</i>	84.181	015818		431,287
School Safety National Activities (formerly, Safe and Drug-Free Schools and Communities-National Programs)	84.184			59,345
<i>Passed through from St. Lucie County</i>	84.184	S184X190028 / PO 5222100287		254,325
<i>Passed through from The School District of Philadelphia</i>	84.184	2288/F20		52,750
Supported Employment Services for Individuals with the Most Significant Disabilities	84.187			1,127,196
Education for Homeless Children and Youth	84.196		4,625,016	4,941,184
Graduate Assistance in Areas of National Need	84.200			290,043

See accompanying notes to the Schedule of Expenditures of Federal Awards

STATE OF FLORIDA

FISCAL YEAR ENDED JUNE 30, 2022

SCHEDULE OF EXPENDITURES OF FEDERAL AWARDS

FEDERAL AGENCY / FEDERAL PROGRAM TITLE / PASS-THROUGH ENTITY	ASSISTANCE LISTING NUMBER	AWARD NUMBER	AMOUNTS PASSED THROUGH TO SUBRECIPIENTS	FEDERAL EXPENDITURES
Javits Gifted and Talented Students Education	84.206			439,051
Innovative Approaches to Literacy, Full-service Community Schools, and Promise Neighborhoods Centers for International Business Education	84.215 84.220		-	312,908 302,419
Rehabilitation Training Technical Assistance Centers <i>Passed through from The University of Wisconsin-Madison</i>	84.264	Agreement Number 0000001065		156,156
Charter Schools	84.282		15,933,520	17,013,764
Twenty-First Century Community Learning Centers Ready-To-Learn Television	84.287		65,991,285	73,179,656
<i>Passed through from Corporation for Public Broadcasting</i>	84.295	35175-EDU	-	97,549
Education Research, Development and Dissemination	84.305		233,983	1,014,627
<i>Passed through from University of Wisconsin-Madison</i>	84.305	895K613	-	74,267
Special Education - State Personnel Development	84.323		563,433	1,205,460
<i>Passed through from Florida Department of Education</i>	84.323	361-1708A-2C001		267,454
Research in Special Education	84.324		3,260	807,610
<i>Passed through from May Institute</i>	84.324	2000154USFW	-	43,934
<i>Passed through from May Institute</i>	84.324	DOE.USF.Y1	-	206,045
<i>Passed through from University of Kansas</i>	84.324	R324A200190	-	3,127
<i>Passed through from University of Oregon</i>	84.324	225020A	-	7,604
Special Education - Personnel Development to Improve Services and Results for Children with Disabilities	84.325		2,418,513	6,390,471
Special Education Technical Assistance and Dissemination to Improve Services and Results for Children with Disabilities	84.326		652,720	2,107,647
<i>Passed through from University of North Carolina, Chapel Hill</i>	84.326	5108653	-	196,573
<i>Passed through from University of Oregon</i>	84.326	282070L	-	825,083
Special Education Educational Technology Media, and Materials for Individuals with Disabilities	84.327		-	17,834
Gaining Early Awareness and Readiness for Undergraduate Programs	84.334			289,980
<i>Passed through from Duval County Public Schools (DCPS)</i>	84.334	P334A170075		185,411
<i>Passed through from DUVAL COUNTY SCHOOL BOARD</i>	84.334	P334A170075		104,796
<i>Passed through from DUVAL COUNTY SCHOOL BOARD</i>	84.334	P334A210093		106,350
Child Care Access Means Parents in School	84.335		-	2,469,309
Teacher Quality Partnership Grants	84.336			583,663
Arts in Education				
<i>Passed through from Arts Schools Network</i>	84.351	S351A210057	-	174,394
Rural Education	84.358		2,355,820	2,421,915
English Language Acquisition State Grants	84.365		49,132,855	50,361,613
<i>Passed through from School District of Palm Beach County</i>	84.365	PO 2018001153		39
Supporting Effective Instruction State Grants (formerly Improving Teacher Quality State Grants)	84.367		100,456,824	102,351,175
<i>Passed through from Florida Department of Education</i>	84.367	361-2242C-2C001		984,471

See accompanying notes to the Schedule of Expenditures of Federal Awards

STATE OF FLORIDA

FISCAL YEAR ENDED JUNE 30, 2022

SCHEDULE OF EXPENDITURES OF FEDERAL AWARDS

FEDERAL AGENCY / FEDERAL PROGRAM TITLE / PASS-THROUGH ENTITY	ASSISTANCE LISTING NUMBER	AWARD NUMBER	AMOUNTS PASSED THROUGH TO SUBRECIPIENTS	FEDERAL EXPENDITURES
<i>Passed through from Orange County Public Schools</i>	84.367	480-2242B-2CT01		28,150
Grants for State Assessments and Related Activities	84.369			15,001,862
Comprehensive Literacy Development	84.371			147,000
Teacher and School Leader Incentive Grants (formerly the Teacher Incentive Fund)	84.374	S374A210005	8,529,104	19,023
<i>Passed through from The School Board of Broward County</i>	84.377			8,529,104
School Improvement Grants	84.407		-	6,668
Transition Programs for Students with Intellectual Disabilities into Higher Education	84.411	2-00706-00	-	76,752
Education Innovation and Research (formerly Investing in Innovation (i3) Fund)	84.420			
<i>Passed through from Metropolitan Nashville Public Schools</i>	84.424	DEL Program 240.21		35,676
COVID-19 - Performance Partnership Pilots for Disconnected Youth	84.425C	COVID-19 - 012-1230A-ICR01	62,563,341	63,590,487
<i>Passed through from Florida Division of Early Learning</i>	84.425C	COVID-19 - 012-1231B-2C001		110,797
Student Support and Academic Enrichment Program	84.425C	COVID-19 - 015-1230A-IC001	-	1,148
COVID-19 - Governor's Emergency Education Relief (GEER) Fund	84.425C	COVID-19 - 052-1230A-ICR01		11,144
	84.425C	COVID-19 - 062-1231B-2C001		1,435
	84.425C	COVID-19 - 122-1230A-ICR01		324,478
	84.425C	COVID-19 - 132-1230A-ICR01		169,904
	84.425C	COVID-19 - 132-1231B-2C001		267,129
	84.425C	COVID-19 - 132-1231B-2C001		74,423
	84.425C	COVID-19 - 162-1230A-ICR01	15,125	331,990
	84.425C	COVID-19 - 172-1230A-ICR01		117,972
	84.425C	COVID-19 - 282-1230A-ICR01		18,155
	84.425C	COVID-19 - 291-1281F-2CH01		61,650
	84.425C	COVID-19 - 292-1230A1-CR01		117,028
	84.425C	COVID-19 - 292-1612B-2CE01		26,826

See accompanying notes to the Schedule of Expenditures of Federal Awards

STATE OF FLORIDA

FISCAL YEAR ENDED JUNE 30, 2022

SCHEDULE OF EXPENDITURES OF FEDERAL AWARDS

FEDERAL AGENCY / FEDERAL PROGRAM TITLE / PASS-THROUGH ENTITY	ASSISTANCE LISTING NUMBER	AWARD NUMBER	AMOUNTS PASSED THROUGH TO SUBRECIPIENTS	FEDERAL EXPENDITURES
COVID-19 - Governor's Emergency Education Relief (GEER) Fund	84.425C	COVID-19 - 361-1230C- IC001	-	210,687
	84.425C	COVID-19 - 362-1230A- ICR01	-	3,641
	84.425C	COVID-19 - 362-1231B- 2C001	-	34,825
	84.425C	COVID-19 - 371-1230A- IC001	-	690
	84.425C	COVID-19 - 371-1230F- IC001	-	1,930
	84.425C	COVID-19 - 371-1241G- 2C001	-	61,952
	84.425C	COVID-19 - 371-1281K- 2C001	-	23,006
	84.425C	COVID-19 - 376-1230A- IC001	-	11,437
	84.425C	COVID-19 - 412-1230A- ICR01	-	790,798
	84.425C	COVID-19 - 422-1230A- ICR01	-	1,226
	84.425C	COVID-19 - 442-1230A- ICR01	-	92,784
	84.425C	COVID-19 - 462-1230A- ICR01	-	44,848
	84.425C	COVID-19 - 482-1230A- ICR01	-	418,605
	84.425C	COVID-19 - 502-1230A- ICR01	-	261,330
	84.425C	COVID-19 - 512-1231B- 2C001	-	75,173
	84.425C	COVID-19 - 522-1230A- ICR01	-	366,656
	84.425C	COVID-19 - 592-1230A- ICR01	-	152,101
	84.425C	COVID-19 - 592-1231B- 2C001	-	107,763
	84.425C	COVID-19 - 592-1231D- 2CR01	-	889
	84.425C	COVID-19 - 642-1230A- ICR01	-	164,047

See accompanying notes to the Schedule of Expenditures of Federal Awards

STATE OF FLORIDA

FISCAL YEAR ENDED JUNE 30, 2022

SCHEDULE OF EXPENDITURES OF FEDERAL AWARDS

FEDERAL AGENCY / FEDERAL PROGRAM TITLE / PASS-THROUGH ENTITY	ASSISTANCE LISTING NUMBER	AWARD NUMBER	AMOUNTS PASSED THROUGH TO SUBRECIPIENTS	FEDERAL EXPENDITURES
COVID-19 - Governor's Emergency Education Relief (GEER) Fund	84.425C	COVID-19 - 642-1231B- 2C001		91,294
	84.425C	COVID-19 - 687-1230F- 1C002 (COVID-19)		958
	84.425C	COVID-19 - 84.425C 032- 1230A-1CR01		70,936
	84.425C	COVID-19 - F591141270039		4,710
	84.425C	COVID-19 - S425C200025 Advanced Manufac		2,180
	84.425C	COVID-19 - S425C200025 Construction		15,606
	84.425C	COVID-19 - S425C200025,S425C210025	43,310,008	48,015,545
	84.425C	COVID-19 - S425C200025/ 562-1230A-1CR01		126,751
	84.425C	COVID-19 - S425C210052/ 562-1231B-2C001		1,050
	84.425C	402-1230A-1CR01		28,942
	84.425C	S425D210052		131,990
	84.425C	4930504731		64,302
	84.425D	COVID-19 - 012-1241U- 2C001	-	299,273
	84.425D	COVID-19 - 015-1240A- 1C001	-	1,250
	84.425D	COVID-19 - 015-1240F- 1C001	-	9,455
	84.425D	COVID-19 - 015-1241B- 1CR01	-	37,225
	84.425D	COVID-19 - 015-1241C- 1CR01	-	13,980
	84.425D	COVID-19 - 015-1241D- 1CR01	-	51,969
	84.425D	COVID-19 - 015-1241E- 1CR01	-	23,523
	84.425D	COVID-19 - 015-1241P- 2C001	-	99,899
	84.425D	COVID-19 - 21-675	-	12,101
	84.425D	COVID-19 - 291-1231C- 2C001	-	3,642,177
			-	43,983

Passed through from Florida Department of Education
Passed through from Florida Department of Education
Passed through from Manatee County School District
 Governor's Emergency Education Relief (GEER) Fund
 COVID-19 - Elementary and Secondary School Emergency Relief (ESSER) Fund

See accompanying notes to the Schedule of Expenditures of Federal Awards

STATE OF FLORIDA

FISCAL YEAR ENDED JUNE 30, 2022

SCHEDULE OF EXPENDITURES OF FEDERAL AWARDS

FEDERAL AGENCY / FEDERAL PROGRAM TITLE / PASS-THROUGH ENTITY	ASSISTANCE LISTING NUMBER	AWARD NUMBER	AMOUNTS PASSED THROUGH TO SUBRECIPIENTS	FEDERAL EXPENDITURES
COVID-19 - Elementary and Secondary School Emergency Relief (ESSER) Fund	84.425D	COVID-19 - 291-1241H- 2C001	-	958,962
	84.425D	COVID-19 - 371-1240A- 1C001	-	56,663
	84.425D	COVID-19 - 371-1240C- 1C001	-	1,926
	84.425D	COVID-19 - 371-1240C- 1C002	-	10,000
	84.425D	COVID-19 - 371-1241B- 1CR01	-	31,765
	84.425D	COVID-19 - 371-1241C- 1CR01	-	52,388
	84.425D	COVID-19 - 371-1241E- 1CR01	-	285,585
	84.425D	COVID-19 - 371-1281A- 2C001	-	487,217
	84.425D	COVID-19 - 371-1281D- 2C001	-	38,998
	84.425D	COVID-19 - 481-1281E- 2C001	-	93,608
	84.425D	COVID-19 - 522-1231B- 2C001	-	13,720
	84.425D	COVID-19 - 522-1281M- 2C001	-	35,480
	84.425D	COVID-19 - 557-1241E- 1CR01	-	236,866
	84.425D	COVID-19 - 685-1240A- 1C001	-	45,113
	84.425D	COVID-19 - 685-1240C- 1C001	-	9,647
	84.425D	COVID-19 - 685-1240F- 1C001	-	18,996
	84.425D	COVID-19 - 685-1241B- 1CR01	-	33,633
	84.425D	COVID-19 - 685-1241C- 1CR01	-	9,886
	84.425D	COVID-19 - 685-1241D- 1CR01	-	16,187
	84.425D	COVID-19 - 685-1241E- 1CR01	-	195,916

See accompanying notes to the Schedule of Expenditures of Federal Awards

STATE OF FLORIDA
FISCAL YEAR ENDED JUNE 30, 2022
SCHEDULE OF EXPENDITURES OF FEDERAL AWARDS

FEDERAL AGENCY / FEDERAL PROGRAM TITLE / PASS-THROUGH ENTITY	ASSISTANCE LISTING NUMBER	AWARD NUMBER	AMOUNTS PASSED THROUGH TO SUBRECIPIENTS	FEDERAL EXPENDITURES
COVID-19 - Elementary and Secondary School Emergency Relief (ESSER) Fund	84.425D	COVID-19 - 685-124IP- 2C001		8,777
	84.425D	COVID-19 - 687-1240A- IC001 (COVID-19)		7,250
	84.425D	COVID-19 - 687-1240C- IC001 (COVID-19)		8,266
	84.425D	COVID-19 - 687-1240C- IC002 (COVID-19)		6,063
	84.425D	COVID-19 - 687-1240F- IC001 (COVID-19)		24,542
	84.425D	COVID-19 - 687-1240S- IC001 (COVID-19)		5,271
	84.425D	COVID-19 - 687-1240S- IC002 (COVID-19)		13,310
	84.425D	COVID-19 - 687-1241A- ICR01 (COVID-19)		472,443
	84.425D	COVID-19 - 687-1241B- ICR02 (COVID 19)		26,925
	84.425D	COVID-19 - 687-1241C- ICR01 (COVID 19)		33,277
	84.425D	COVID-19 - 687-1241C- ICR02 (COVID-19)		112,281
	84.425D	COVID-19 - 687-1241D- ICR01(COVID-19)		8,177
	84.425D	COVID-19 - 687-1241D- ICR02 (COVID 19)		34,997
	84.425D	COVID-19 - 687-1241E- ICR01 (COVID 19)		105,878
	84.425D	COVID-19 - 687-1241E- ICR02 (COVID 19)		69,880
	84.425D	COVID-19 - S425D200052,S425D210052	1,826,212,377	1,868,862,079
	84.425D	COVID-19 - S425D210052		717,128
	84.425D	080-1241A-ICR01		217,084
	84.425D	RFA 2 12 2021		3,000
	84.425D	360-1240A-IC001		1,944
	84.425D	360-1241E-ICR01		289,777
	84.425D	4930504373	-	8,406
	84.425D	4957104375	-	6,123

Passed through from Charlotte County District School Board
Passed through from Charlotte County District School Board
Passed through from Lee County District School Board
Passed through from Lee County District School Board
Passed through from Manatee County School District
Passed through from Manatee County School District

See accompanying notes to the Schedule of Expenditures of Federal Awards

STATE OF FLORIDA

FISCAL YEAR ENDED JUNE 30, 2022

SCHEDULE OF EXPENDITURES OF FEDERAL AWARDS

FEDERAL AGENCY / FEDERAL PROGRAM TITLE / PASS-THROUGH ENTITY	ASSISTANCE LISTING NUMBER	AWARD NUMBER	AMOUNTS PASSED THROUGH TO SUBRECIPIENTS	FEDERAL EXPENDITURES
<i>Passed through from Martin County School District</i>	84.425D	S425D200052/ 430-1240A- IC001		17,956
<i>Passed through from Martin County School District</i>	84.425D	S425D210052/ 430-1241C- ICR01		33,570
<i>Passed through from Martin County School District</i>	84.425D	S425D210052/ 430-1241E- ICR01		10,142
<i>Passed through from Okaloosa County</i>	84.425D	460-1240A-1C001		124,733
<i>Passed through from Pinellas County School District</i>	84.425D	FAIN# S425D200052		15,521
<i>Passed through from Pinellas County School District</i>	84.425D	FAIN# S425D210052		175,601
<i>Passed through from Sarasota County Schools</i>	84.425D	6560	-	9,134
<i>Passed through from Sarasota County Schools</i>	84.425D	6563	-	23,389
Elementary and Secondary School Emergency Relief (ESSER) Fund	84.425D			16,134
COVID-19 - Higher Education Emergency Relief Fund (HEERF) Student Aid Portion	84.425E	COVID-19 - 7603F06271	-	180,935
	84.425E	COVID-19 - 84.425E P425E200407		4,462,224
	84.425E	COVID-19 - P425E200005		1,388,986
	84.425E	COVID-19 - P425E200135		12,894,481
	84.425E	COVID-19 - P425E200197	-	13,061,176
	84.425E	COVID-19 - P425E200241	-	63,182,317
	84.425E	COVID-19 - P425E200308		18,157,621
	84.425E	COVID-19 - P425E200335		19,104,516
	84.425E	COVID-19 - P425E200369	-	81,450,791
	84.425E	COVID-19 - P425E200372		37,028,000
	84.425E	COVID-19 - P425E200494		15,474,902
	84.425E	COVID-19 - P425E200530		13,613,050
	84.425E	COVID-19 - P425E200553		20,792,080
	84.425E	COVID-19 - P425E200560		4,830,685
	84.425E	COVID-19 - P425E200564		11,767,972
	84.425E	COVID-19 - P425E200591	-	44,650,958
	84.425E	COVID-19 - P425E200661	-	830,699
	84.425E	COVID-19 - P425E200720- 20B		2,924,809
	84.425E	COVID-19 - P425E200764 - 20A		2,997,651
	84.425E	COVID-19 - P425E200764 - 20B		52,260,319
	84.425E	COVID-19 - P425E200768		121,549
	84.425E	COVID-19 - P425E200768 - 20B		10,634,818

See accompanying notes to the Schedule of Expenditures of Federal Awards

STATE OF FLORIDA

FISCAL YEAR ENDED JUNE 30, 2022

SCHEDULE OF EXPENDITURES OF FEDERAL AWARDS

FEDERAL AGENCY / FEDERAL PROGRAM TITLE / PASS-THROUGH ENTITY	ASSISTANCE LISTING NUMBER	AWARD NUMBER	AMOUNTS PASSED THROUGH TO SUBRECIPIENTS	FEDERAL EXPENDITURES
COVID-19 - Higher Education Emergency Relief Fund (HEERF) Student Aid Portion	84.425E	COVID-19 - P425E201098		27,295,255
	84.425E	COVID-19 - P425E201280	-	5,686,900
	84.425E	COVID-19 - P425E201406		4,350
	84.425E	COVID-19 - P425E201435 (COVID-19)		35,212,944
	84.425E	COVID-19 - P425E201448	-	52,861,372
	84.425E	COVID-19 - P425E201618	-	1,985,122
	84.425E	COVID-19 - P425E202116		14,869,225
	84.425E	COVID-19 - P425E202303		17,260,640
	84.425E	COVID-19 - P425E202345		2,096,059
	84.425E	COVID-19 - P425E202415		1,457,197
	84.425E	COVID-19 - P425E202595		12,653,272
	84.425E	COVID-19 - P425E202690		3,691,200
	84.425E	COVID-19 - P425E202786		17,560,814
	84.425E	COVID-19 - P425E202915		2,727,390
	84.425E	COVID-19 - P425E202938		1,045,327
	84.425E	COVID-19 - P425E203062		49,076,496
	84.425E	COVID-19 - P425E203544		5,781,174
	84.425E	COVID-19 - P425E203798		60,405,350
	84.425E	COVID-19 - P425F200041		9,500,392
	84.425E	COVID-19 - P425F200246- 20A		423,516
	84.425E	COVID-19 - P425F200246- 20B		26,996,523
	84.425E	COVID-19 - P425M201146		427,179
	84.425E	COVID-19 - P525E200798- 20B		16,473,366
COVID-19 - HEERF Institutional Aid Portion	84.425F	COVID-19 - 84.425F P425F202473		5,141,737
	84.425F	COVID-19 - P425E200020		1,010,050
	84.425F	COVID-19 - P425F200020		290,836
	84.425F	COVID-19 - P425F200123		149,158,897
	84.425F	COVID-19 - P425F200152		1,113,067
	84.425F	COVID-19 - P425F200152- 20A		9,864,099
	84.425F	COVID-19 - P425F200152- 20B		11,319,775
	84.425F	COVID-19 - P425F200283 (COVID-19)		49,393,666

See accompanying notes to the Schedule of Expenditures of Federal Awards

STATE OF FLORIDA

FISCAL YEAR ENDED JUNE 30, 2022

SCHEDULE OF EXPENDITURES OF FEDERAL AWARDS

FEDERAL AGENCY / FEDERAL PROGRAM TITLE / PASS-THROUGH ENTITY	ASSISTANCE LISTING NUMBER	AWARD NUMBER	AMOUNTS PASSED THROUGH TO SUBRECIPIENTS	FEDERAL EXPENDITURES
COVID-19 - HEERF Institutional Aid Portion	84.425F	COVID-19 - P425F200295		11,703,857
	84.425F	COVID-19 - P425F200302	-	2,640,410
	84.425F	COVID-19 - P425F200302 - 20B	-	12,625,486
	84.425F	COVID-19 - P425F200332		12,302,589
	84.425F	COVID-19 - P425F200445	-	36,437,754
	84.425F	COVID-19 - P425F200455- 20B	-	503,122
	84.425F	COVID-19 - P425F200525		5,974,471
	84.425F	COVID-19 - P425F200603	-	7,435,898
	84.425F	COVID-19 - P425F200618		16,127,197
	84.425F	COVID-19 - P425F200762		14,838,544
	84.425F	COVID-19 - P425F200876	-	58,228,147
	84.425F	COVID-19 - P425F200882	-	7,044,861
	84.425F	COVID-19 - P425F200910	-	59,777,006
	84.425F	COVID-19 - P425F200954		11,605,301
	84.425F	COVID-19 - P425F200955		10,841,128
	84.425F	COVID-19 - P425F201115		15,564,811
	84.425F	COVID-19 - P425F201307		8,650,784
	84.425F	COVID-19 - P425F201311		26,582,372
	84.425F	COVID-19 - P425F201324		657,202
	84.425F	COVID-19 - P425F201335		11,326,288
	84.425F	COVID-19 - P425F201398		1,130,069
	84.425F	COVID-19 - P425F201790 ARP	-	677,625
	84.425F	COVID-19 - P425F201790 CARES/CRRSA		859,301
	84.425F	COVID-19 - P425F201888- 20B		3,182,139
	84.425F	COVID-19 - P425F201921 - 20B		51,743,395
	84.425F	COVID-19 - P425F201971		2,517,599
	84.425F	COVID-19 - P425F201973		11,846,163
	84.425F	COVID-19 - P425F202010		79,846
	84.425F	COVID-19 - P425F202316		1,050,832
	84.425F	COVID-19 - P425F202356		14,078
	84.425F	COVID-19 - P425F202356- 20A		2,778,401

See accompanying notes to the Schedule of Expenditures of Federal Awards

STATE OF FLORIDA

FISCAL YEAR ENDED JUNE 30, 2022

SCHEDULE OF EXPENDITURES OF FEDERAL AWARDS

FEDERAL AGENCY / FEDERAL PROGRAM TITLE / PASS-THROUGH ENTITY	ASSISTANCE LISTING NUMBER	AWARD NUMBER	AMOUNTS PASSED THROUGH TO SUBRECIPIENTS	FEDERAL EXPENDITURES
COVID-19 - HEERF Institutional Aid Portion	84.425F	COVID-19 - P425F202356- 20B		10,238,964
	84.425F	COVID-19 - P425F202988		5,901,500
	84.425F	COVID-19 - P425F202998		90,283,443
	84.425F	COVID-19 - P425F203498	-	77,644,187
	84.425F	COVID-19 - P425F203653		5,276,748
	84.425F	COVID-19 - P425F204007		8,846,033
	84.425F	COVID-19 - P425L210051	-	94,126
	84.425F	COVID-19 - P425F201881		30,212,587
	84.425F		-	15,656,879
COVID-19 - HEERF Institutional Portion	84.425J	COVID-19 - P425J200003		43,055,070
HEERF Institutional Aid Portion	84.425L	COVID-19 - P425L200032		3,216,875
COVID-19 - HEERF Historically Black Colleges and Universities (HBCUs)	84.425L	COVID-19 - P425L200086 - 20A		141,605
COVID-19 - HEERF Minority Serving Institutions (MSIs)	84.425L	COVID-19 - P425L200086 - 20C		692,658
	84.425L	COVID-19 - P425L200087 - 20C	-	7,649,599
	84.425L	COVID-19 - P425L200089		6,201,477
	84.425L	COVID-19 - P425L200119 (COVID-19)		3,683,542
	84.425L	COVID-19 - P425L200138		1,397,014
	84.425L	COVID-19 - P425L200198		1,192,118
	84.425L	COVID-19 - P425L200310		8,583,716
	84.425L	COVID-19 - P425L200358		1,999
	84.425L	COVID-19 - P425L200590	-	18,872,022
	84.425L	COVID-19 - P425L200649		210,562
	84.425M	COVID-19 - 84.425M P425M200099		452
COVID-19 - HEERF Strengthening Institutions Program (SIP)	84.425M	COVID-19 - P425M200054	-	206,818
	84.425M	COVID-19 - P425M200062	-	105,789
	84.425M	COVID-19 - P425M200080		1,840,553
	84.425M	COVID-19 - P425M200112	-	1,471,628
	84.425M	COVID-19 - P425M200126- 20B		2,127,488
	84.425M	COVID-19 - P425M200180		1,369,875
	84.425M	COVID-19 - P425M200219		1,641,849
	84.425M	COVID-19 - P425M200246 - 20C		962,434

See accompanying notes to the Schedule of Expenditures of Federal Awards

STATE OF FLORIDA

FISCAL YEAR ENDED JUNE 30, 2022

SCHEDULE OF EXPENDITURES OF FEDERAL AWARDS

FEDERAL AGENCY / FEDERAL PROGRAM TITLE / PASS-THROUGH ENTITY	ASSISTANCE LISTING NUMBER	AWARD NUMBER	AMOUNTS PASSED THROUGH TO SUBRECIPIENTS	FEDERAL EXPENDITURES
COVID-19 - HEERF Strengthening Institutions Program (SIP)	84.425M	COVID-19 - P425M200256		639,860
	84.425M	COVID-19 - P425M200256 - 20B		1,194,515
	84.425M	COVID-19 - P425M200284- 20B		381,037
	84.425M	COVID-19 - P425M200424		3,362
	84.425M	COVID-19 - P425M200678		7,372
	84.425M	COVID-19 - P425M200852		3,677,814
	84.425P	COVID-19 - P425P200187		84,926
	84.425P	COVID-19 - P425P200206		21,454
	84.425R	ARRA - CARES/AGP6_2021- 28451		48,594
	84.425R	COVID-19 - S425R210002		111,705,857
	84.425U	COVID-19 - 015-1211K- 2C001	-	49,273
	84.425U	COVID-19 - 371-1211A- 2C001	-	217,724
	84.425U	COVID-19 - 6851211A2C001/6851211K2C 0		210,053
	84.425U	COVID-19 - S425U210052	611,949,493	789,528,613
	84.425V	COVID-19 - S425V210002		12,613,086
	84.425W	COVID-19 - S425W210010	1,177,106	1,177,106
	84.426	COVID-19 - H426A210087		6,540
	84.938	011-2622B-2C001	8,132,319	8,269,678
	84.U17	015-2122B-2CB01	-	217,624
	84.U17	015-2242B-2CT01	-	134,342
	84.U17	015-2412A-2C001	-	30,268
	84.U17	015-2632B-2CB01	-	10,061
	84.U17	7603F11904	-	229,251
	84.U17	7603F18302	-	662
	84.U17	7603F18461	-	5,300
	84.U17	7603F19502	-	47,682
	84.U17	7603F19910	-	16,492
	84.U17	7603F23409	-	951
	84.U17	7603F29990	-	6,500
	84.U17	7603F33357	-	1,000
				182,217

See accompanying notes to the Schedule of Expenditures of Federal Awards

STATE OF FLORIDA

FISCAL YEAR ENDED JUNE 30, 2022

SCHEDULE OF EXPENDITURES OF FEDERAL AWARDS

FEDERAL AGENCY / FEDERAL PROGRAM TITLE / PASS-THROUGH ENTITY	ASSISTANCE LISTING NUMBER	AWARD NUMBER	AMOUNTS PASSED THROUGH TO SUBRECIPIENTS	FEDERAL EXPENDITURES
Other Federal Awards				
	84.U17	7603F34164	-	3,390
	84.U17	7603F60032	-	28,000
	84.U17	B986F5	-	11,084
	84.U17	COQXV	-	595,496
	84.U17	COQZG	-	2,771,457
	84.U17	COQZI	-	218,540
	84.U17	COQZI Contract Renewal #1	-	5,493,010
	84.U17	H325D160019	-	188,377
	84.U17	H325D210014	-	4,262
	84.U17	P000015438	-	11,182
	84.U17	P015A180146	-	170,519
	84.U17	P033A210939	-	3,165,266
	84.U17	PO No P000008034	-	16,600
	84.U17	SBAHQ21SV002349	-	2,030,540
	84.U17	Prime 91990019F0045	-	5,000
	84.U17	40346S03623	-	21,953
	84.U17	FP00013506_SA001	-	25,101
Total Excluding Cluster:			3,777,682,672	6,357,690,386
Research And Development Programs Cluster:				
Adult Education - Basic Grants to States	84.002		-	20,046
National Resource Centers Program for Foreign Language and Area Studies or Foreign Language and International Studies Program and Foreign Language and Area Studies Fellowship Program	84.015		-	607,501
COVID-19 - Overseas Programs - Doctoral Dissertation Research Abroad	84.022	COVID-19 - P022A210035	-	42,376
Overseas Programs - Doctoral Dissertation Research Abroad	84.022		-	95,360
Special Education Grants to States	84.027		-	753,462
Higher Education Institutional Aid	84.031		180,936	5,554,974
TRIO Educational Opportunity Centers	84.031	ARRA - P031C210030	-	131,400
Fund for the Improvement of Postsecondary Education	84.066		-	137,122
Minority Science and Engineering Improvement	84.116		-	172,507
Rehabilitation Long-Term Training	84.120		-	1,031,163
Special Education-Grants for Infants and Families	84.129		-	162,932
Safe and Drug-Free Schools and Communities_State Grants	84.181		-	131,298
Graduate Assistance in Areas of National Need	84.186		-	61,758
Javits Gifted and Talented Students Education	84.200		-	193,253
<i>Passed through from Seminole County Public Schools</i>	84.206	SA151699CO	-	18,099
Innovative Approaches to Literacy, Full-service Community Schools, and Promise Neighborhoods	84.215		-	397,260

See accompanying notes to the Schedule of Expenditures of Federal Awards

STATE OF FLORIDA

FISCAL YEAR ENDED JUNE 30, 2022

SCHEDULE OF EXPENDITURES OF FEDERAL AWARDS

FEDERAL AGENCY / FEDERAL PROGRAM TITLE / PASS-THROUGH ENTITY	ASSISTANCE LISTING NUMBER	AWARD NUMBER	AMOUNTS PASSED THROUGH TO SUBRECIPIENTS	FEDERAL EXPENDITURES
Comprehensive Centers				
Passed through from Boston University	84.283	4500004199	-	114,983
Passed through from University of Oregon	84.283	251500A	-	180,306
Education Research, Development and Dissemination	84.305		507,767	3,753,303
Passed through from Association of Public and Land Grant Universities	84.305	Prime AWD R30SN170021	-	79,495
Passed through from Georgia State University	84.305	SP00013440-01	-	11,251
Passed through from Georgia State University	84.305	SP00013807-02	-	12,742
Passed through from Pennsylvania State University	84.305	S001497-IES	-	39,245
Passed through from Seattle Children's Hospital	84.305	12599SUB R305A210462	-	73,043
Passed through from SUNY University at Buffalo	84.305	R1189465	-	38,927
Passed through from University of California, Irvine	84.305	2018-3604	-	24,056
Passed through from University of Georgia	84.305	SUB00001886	-	80,097
Passed through from University of North Carolina	84.305	5120479	-	51,381
Passed through from University of Texas Health Science Center, Houston	84.305	SA0000934	-	12,081
Passed through from University of Texas, Houston	84.305	SA0001994	-	61,532
Passed through from University of Washington	84.305	UWSC12169	-	27,871
Passed through from Vanderbilt University	84.305	UNIV59604	-	2,472
Passed through from Virginia Commonwealth University	84.305	FP00006869_SA001	812,084	244,848
Research in Special Education	84.324			3,740,722
Passed through from Baylor University	84.324	1000495-01	-	2,334
Passed through from East Carolina University	84.324	AWD-21-0003-S002	-	42,777
Passed through from RTI International	84.324	Master 888-15-05-23 Subaw	-	41,167
Passed through from SRI International	84.324	PO5030	-	104,111
Passed through from The University of Tennessee	84.324	A18-0099-S005	-	22,783
Passed through from University of Connecticut	84.324	362595	-	14,946
Passed through from University of Minnesota	84.324	A005942801	-	147,446
Passed through from University of Minnesota	84.324	A008907001 R324B200038	-	4,984
Passed through from University of Minnesota	84.324	A008907002	-	2,375
Passed through from University of North Carolina	84.324	5115069	-	146,394
Passed through from University of North Carolina	84.324	5123811	-	5,024
Passed through from University of Oregon	84.324	281680A	-	41,308
Special Education - Personnel Development to Improve Services and Results for Children with Disabilities	84.325			3,400,560
Passed through from Vanderbilt University	84.325	UNIV60176	91,095	40,423
Special Education Technical Assistance and Dissemination to Improve Services and Results for Children with Disabilities	84.326			326,937
Special Education Educational Technology Media, and Materials for Individuals with Disabilities	84.327			181,920
Passed through from Georgia State University	84.327	SP00014612-01	-	13,173

See accompanying notes to the Schedule of Expenditures of Federal Awards

STATE OF FLORIDA

FISCAL YEAR ENDED JUNE 30, 2022

SCHEDULE OF EXPENDITURES OF FEDERAL AWARDS

FEDERAL AGENCY / FEDERAL PROGRAM TITLE / PASS-THROUGH ENTITY	ASSISTANCE LISTING NUMBER	AWARD NUMBER	AMOUNTS PASSED THROUGH TO SUBRECIPIENTS	FEDERAL EXPENDITURES
<i>Passed through from United Cerebral Palsy (UCP) of Central FL</i>	84.327	H327S200009	-	137,819
<i>Passed through from University of Kansas Center for Research, INC</i>	84.327	FY2021-081	-	96,498
Child Care Access Means Parents in School	84.335		-	695,583
Teacher Quality Partnership Grants	84.336		21,154	977,090
English Language Acquisition State Grants	84.365		-	502,464
Supporting Effective Instruction State Grants (formerly Improving Teacher Quality State Grants)				
<i>Passed through from Florida A&M University</i>	84.367	HRD-2009310		773
Transition Programs for Students with Intellectual Disabilities into Higher Education	84.407			820
Education Innovation and Research (formerly Investing in Innovation (i3) Fund)	84.411		150,283	375,683
<i>Passed through from Dival County Public Schools (DCPS)</i>	84.411	ULTRA2021		11,250
<i>Passed through from Technical Education Research Center</i>	84.411	44127		23,988
<i>Passed through from TERC, Inc.</i>	84.411	44127		39,142
Supporting Effective Educator Development Program	84.423		861,548	4,603,884
COVID-19 - Elementary and Secondary School Emergency Relief (ESSER) Fund	84.425D	COVID-19 - 371-1281F-2C001		185,676
Other Federal Awards			168,226	1,074,957
	84.RD	91990022C0014		50,000
	84.RD	AGR DTD 09-07-2021		4,287
	84.RD	B5B776		2,790,261
	84.RD	ED-IES-17-C-0011	1,347,366	4,096
	84.RD	H326M200021		205,902
	84.RD	P015B180146		308,334
	84.RD	R324A210081		632
<i>Passed through from Association of Public and Land-Grant Universities</i>	84.RD	None		2,893
<i>Passed through from Indian River State College</i>	84.RD	SUB-P031C210171-1		14,807
<i>Passed through from Miami Dade College</i>	84.RD	AGR DTD 5-19-21		45,640
<i>Passed through from Technical Education Research Center</i>	84.RD	44127		34,750,007
Total Research And Development Programs Cluster:			4,140,459	
Special Education Cluster (IDEA):				
COVID-19 - Special Education Grants to States	84.027	COVID-19 - H027X210024	5,244,048	5,244,048
Special Education Grants to States	84.027		648,973,476	678,812,573
<i>Passed through from Polk County School Board</i>	84.027	530 2636B 6CB01		2,400
COVID-19 - Special Education Preschool Grants	84.173	COVID-19 - H173X210027	174,027	174,027
Special Education Preschool Grants	84.173		17,220,966	17,993,384
Total Special Education Cluster (IDEA):			671,612,517	702,226,432
Student Financial Assistance Cluster:				
Federal Supplemental Educational Opportunity Grants	84.007		-	37,452,712
Federal Work-Study Program	84.033		-	18,798,002

See accompanying notes to the Schedule of Expenditures of Federal Awards

STATE OF FLORIDA

FISCAL YEAR ENDED JUNE 30, 2022

SCHEDULE OF EXPENDITURES OF FEDERAL AWARDS

FEDERAL AGENCY / FEDERAL PROGRAM TITLE / PASS-THROUGH ENTITY	ASSISTANCE LISTING NUMBER	AWARD NUMBER	AMOUNTS PASSED THROUGH TO SUBRECIPIENTS	FEDERAL EXPENDITURES
Federal Perkins Loan (FPL)-Federal Capital Contributions	84.038		-	21,098,899
Federal Pell Grant Program	84.063		-	1,156,862,486
Federal Direct Student Loans	84.268		-	1,488,877,967
Teacher Education Assistance for College and Higher Education Grants (TEACH Grants)	84.379		-	203,816
Postsecondary Education Scholarships for Veteran's Dependents	84.408		-	6,124
Total Student Financial Assistance Cluster:			-	2,723,300,006
TRIO Cluster:				
TRIO Student Support Services	84.042		-	11,294,152
TRIO Talent Search	84.044		-	5,320,889
TRIO Upward Bound	84.047		-	8,845,869
TRIO Educational Opportunity Centers	84.066		-	2,941,825
TRIO McNair Post-Baccalaureate Achievement	84.217		-	822,741
Total TRIO Cluster:			-	29,225,476
TOTAL U. S. DEPARTMENT OF EDUCATION			4,453,435,648	9,847,192,307
U. S. DEPARTMENT OF ENERGY				
State Energy Program	81.041		-	1,953,339
	81.041	ARRA - EE000824		303,658
Weatherization Assistance for Low-Income Persons	81.042		2,945,956	3,370,973
Conservation Research and Development	81.086		-	195,653
Renewable Energy Research and Development				
<i>Passed through from Pacific Ocean Energy Trust</i>	81.087	TEAMER, TB, FAU (Federal Award # DE-EE0008895)		40,666
Energy Efficiency and Conservation Block Grant Program (EECBG)	81.128	ARRA - EECBG		68,580
Minority Economic Impact	81.137			156,057
State Heating Oil and Propane Program	81.138			287
Other Federal Awards	81.U16	000079	-	1,434
	81.U16	0F-60010	-	23,151
	81.U16	0F-60042	-	51,452
	81.U16	0F-60150	-	116,034
	81.U16	1F-60445	-	33,524
	81.U16	1F-60560	-	12,320
	81.U16	2F-60067	-	28,959
	81.U16	SUB-2021-10420	-	2,268
Total Excluding Cluster:			2,945,956	6,358,355
Research And Development Programs Cluster:				
Cybersecurity, Energy Security & Emergency Response (CESER)	81.008	401146400	-	115,547
<i>Passed through from General Electric Corporation</i>				

See accompanying notes to the Schedule of Expenditures of Federal Awards

STATE OF FLORIDA
FISCAL YEAR ENDED JUNE 30, 2022
SCHEDULE OF EXPENDITURES OF FEDERAL AWARDS

FEDERAL AGENCY / FEDERAL PROGRAM TITLE / PASS-THROUGH ENTITY	ASSISTANCE LISTING NUMBER	AWARD NUMBER	AMOUNTS PASSED THROUGH TO SUBRECIPIENTS	FEDERAL EXPENDITURES
Slate Energy Program	81.041		-	86,679
Office of Science Financial Assistance Program	81.049		1,417,922	17,437,489
Passed through from <i>Battelle Energy Alliance, LLC</i>	81.049	208337	-	89,394
Passed through from <i>Boston University</i>	81.049	4500003315	-	29,882
Passed through from <i>Central Michigan University</i>	81.049	F63460	-	51,473
Passed through from <i>Cryomagnetics, Inc.</i>	81.049	32266	-	94,502
Passed through from <i>Cryomagnetics, Inc.</i>	81.049	35917	-	43,177
Passed through from <i>Cryomagnetics, Inc.</i>	81.049	Purchase Order #35053	-	48,759
Passed through from <i>Donald Danforth Plant Science Center</i>	81.049	23410-F	-	21,346
Passed through from <i>Energy Driven Technologies, LLC</i>	81.049	DE-SC0017719	-	101,158
Passed through from <i>Fermi National Accelerator Laboratory</i>	81.049	665981	-	118,657
Passed through from <i>Harvard University</i>	81.049	130298-5111477	-	166,926
Passed through from <i>InnoSense, LLC</i>	81.049	DE-SC0021761	-	59,821
Passed through from <i>Intelligent Automation, Inc.</i>	81.049	2356-1	-	59,751
Passed through from <i>Massachusetts Institute of Technology</i>	81.049	S4689-PO 243510	-	170,103
Passed through from <i>Michigan State University</i>	81.049	RC104899-FSU	-	90,468
Passed through from <i>nGimat Company</i>	81.049	33519-DBUGARIS	-	3,791
Passed through from <i>Princeton University</i>	81.049	ORPA001730	-	57,609
Passed through from <i>Truentic LLC</i>	81.049	DE-SC0021488	-	97,228
Passed through from <i>Ultramet</i>	81.049	15701	-	888
Passed through from <i>University of California, Santa Barbara</i>	81.049	KK1947	-	28,974
Passed through from <i>University of California, Santa Barbara</i>	81.049	KK2210	-	62,612
Passed through from <i>University of California, Santa Barbara</i>	81.049	A21-0274-S003	-	9,988
Passed through from <i>University of Idaho</i>	81.049	SP5877-880886	-	19,106
Passed through from <i>University of Illinois Urbana-Champaign</i>	81.049	088950-16622	-	719,383
Passed through from <i>University of Illinois Urbana-Champaign</i>	81.049	090634-16914	-	933,083
Passed through from <i>University of Miami</i>	81.049	SPC-000920 PTE: DE-SC0019433	-	95,622
Passed through from <i>University of Minnesota</i>	81.049	A006801502	-	8,778
Passed through from <i>University of South Carolina</i>	81.049	000PO 2000030168/ 17-3257	-	163,844
Passed through from <i>University of Tennessee</i>	81.049	A18-0533-S001	-	87,738
Passed through from <i>University of Texas at Austin</i>	81.049	UTA19-000269	-	132
Passed through from <i>University of Texas at Austin</i>	81.049	UTA20-001015	-	116,311
Passed through from <i>University of Wisconsin-Madison</i>	81.049	0000001030	-	127,930
University Coal Research	81.057		4,876	170,111
Conservation Research and Development	81.086		509,763	3,742,693
Passed through from <i>Battelle Energy Alliance, LLC</i>	81.086	265944	-	486

See accompanying notes to the Schedule of Expenditures of Federal Awards

STATE OF FLORIDA

FISCAL YEAR ENDED JUNE 30, 2022

SCHEDULE OF EXPENDITURES OF FEDERAL AWARDS

FEDERAL AGENCY / FEDERAL PROGRAM TITLE / PASS-THROUGH ENTITY	ASSISTANCE LISTING NUMBER	AWARD NUMBER	AMOUNTS PASSED THROUGH TO SUBRECIPIENTS	FEDERAL EXPENDITURES
Passed through from Clean Fuels Ohio	81.086	DEEE0009228	-	29,689
Passed through from General Motors Holdings LLC	81.086	4301273766	-	198,561
Passed through from Slipstream Group, Inc	81.086	DE-E0009073	-	129,186
Renewable Energy Research and Development	81.087		1,038,309	4,814,771
Passed through from Arizona State University	81.087	ASUB00000261	-	77,665
Passed through from California Institute of Technology	81.087	S532537	-	37,529
Passed through from Central Michigan University	81.087	F64698	-	110,168
Passed through from IDOM	81.087	S/022374/02	-	70,559
Passed through from Micro Nano Technologies	81.087	AGR00021808	-	14,709
Passed through from Montana State University	81.087	G209-19-W7696	-	46,464
Passed through from North Carolina State University	81.087	2019-0156-02	-	23,665
Passed through from Northwestern University	81.087	SP0045962-PROJ0014471	-	47,532
Passed through from Pacific Ocean Energy Trust	81.087	Master Agreement: AGR21-001 / Task Order #1	-	27,294
Passed through from Pacific Ocean Energy Trust	81.087	Master Agreement: AGR21-001 / Task Order #2	-	23,265
Passed through from Pacific Ocean Energy Trust	81.087	Master Agreement: AGR21-001 / Task Order #3	-	175
Passed through from Rutgers University	81.087	829296	-	26,073
Passed through from Texas A&M Agrilife Research	81.087	M2000416	-	130,454
Passed through from University of Illinois Urbana-Champaign	81.087	098496-17859	-	20,890
Passed through from University of Maryland	81.087	Sub No. 103242-Z7140202	-	46,424
Passed through from University of Minnesota	81.087	A006801502	-	61,299
Passed through from University of North Carolina, Charlotte	81.087	20190382-04-FTU	-	153,613
Passed through from University of Utah	81.087	10045325/PO U000134873	-	42,489
Passed through from University of Washington	81.087	UWSC11836 (BPO49088)	-	161,186
Fossil Energy Research and Development	81.089		326,900	829,163
Passed through from Southwest Research Institute	81.089	P99004RR	-	261,097
Passed through from Southwest Research Institute	81.089	P99044SIS	-	89,082
Environmental Remediation and Waste Processing and Disposal	81.104		-	4,227,010
Passed through from Lawrence Livermore National Laboratory	81.104	B633820	-	62,510
Passed through from Savannah River Nuclear Solutions LLC	81.104	124TOA/PO No: 0000525179	11,276	154,421
Passed through from Savannah River Nuclear Solutions, LLC	81.104	0000456318	4,606	5,766
Passed through from Savannah River Nuclear Solutions, LLC	81.104	0000456319	-	4,609
Stewardship Science Grant Program	81.112		-	189,565
Passed through from Texas A&M University	81.112	M1803337	-	192,415
Passed through from University of California	81.112	703802	-	19,154
Defense Nuclear Nonproliferation Research				

See accompanying notes to the Schedule of Expenditures of Federal Awards

STATE OF FLORIDA

FISCAL YEAR ENDED JUNE 30, 2022

SCHEDULE OF EXPENDITURES OF FEDERAL AWARDS

FEDERAL AGENCY / FEDERAL PROGRAM TITLE / PASS-THROUGH ENTITY	ASSISTANCE LISTING NUMBER	AWARD NUMBER	AMOUNTS PASSED THROUGH TO SUBRECIPIENTS	FEDERAL EXPENDITURES
<i>Passed through from University of Michigan</i>	81.113	SUBK00009798/PO30057812 32	-	90,559
Energy Efficiency and Renewable Energy Information Dissemination, Outreach, Training and Technical Analysis/Assistance	81.117	-	-	120,643
<i>Passed through from Georgia Institute of Technology</i>	81.117	AWD-101143-G1	-	30,702
<i>Passed through from Georgia Institute of Technology</i>	81.117	AWD-101143-G2 (RH398-G2)	-	53,605
<i>Passed through from North Carolina State University</i>	81.117	2017-3030-02	-	11,318
Nuclear Energy Research, Development and Demonstration	81.121	-	122,337	586,606
<i>Passed through from Battelle Energy Alliance, LLC</i>	81.121	253837 Release No 1	-	10,393
<i>Passed through from Battelle Energy Alliance, LLC</i>	81.121	253837 RELEASE NO. 2	-	12,404
<i>Passed through from Pennsylvania State University</i>	81.121	5738-UF-DOE-8688	-	328
<i>Passed through from Pennsylvania State University</i>	81.121	5770-UF-DOE-8717	-	1,026
<i>Passed through from University of California, Berkeley</i>	81.121	00009928 / BB01185630	-	76,294
<i>Passed through from University of Pittsburgh</i>	81.121	AWD00001232 (415659-1)	-	17,059
Electricity Research, Development and Analysis	81.122	-	-	91,705
<i>Passed through from University of Arkansas</i>	81.122	SA161104 (Prime#DE- OE0000779)	-	43,645
<i>Passed through from University of Illinois, Chicago</i>	81.122	078620-17487	-	3,437,907
National Nuclear Security Administration (NNSA) Minority Serving Institutions (MSI) Program	81.123	-	1,134,508	19,588
<i>Passed through from Honeywell Federal Manufacturing & Technologies, LLC</i>	81.123	N000434199	-	220,350
<i>Passed through from University of Texas, El Paso</i>	81.123	226160664B; Prime#DE- NA0003865	-	119,537
<i>Passed through from University of Texas, El Paso</i>	81.123	226160671B; DE-NA0004051	-	976,862
Advanced Research Projects Agency - Energy	81.135	-	320,167	200,768
<i>Passed through from Advanced Magnet Lab, Inc.</i>	81.135	None	-	25,112
<i>Passed through from General Electric Corporation</i>	81.135	401170470	-	455,138
<i>Passed through from Georgia Institute of Technology</i>	81.135	AWD-000363-G1	-	54,726
<i>Passed through from Marquette University</i>	81.135	002134-00002-02-01	-	14,701
<i>Passed through from Nanocomp Technologies Inc.</i>	81.135	None	-	43,503
<i>Passed through from University of Vermont</i>	81.135	PO# 184179 (Sub#30382SUBS3269); Prime# DE-AR0000069	-	26,771
Minority Economic Impact	81.137	-	-	18,560
Environmental Monitoring/Cleanup, Cultural and Resource Mgmt., Emergency Response Research, Outreach, Technical Analysis	81.214	0000001806	-	186,190
<i>Passed through from University of Wisconsin-Madison</i>	81.RD	0F-60152	-	15,505
Other Federal Awards	81.RD	1686298	-	

See accompanying notes to the Schedule of Expenditures of Federal Awards

STATE OF FLORIDA
 FISCAL YEAR ENDED JUNE 30, 2022
 SCHEDULE OF EXPENDITURES OF FEDERAL AWARDS

FEDERAL AGENCY / FEDERAL PROGRAM TITLE / PASS-THROUGH ENTITY	ASSISTANCE LISTING NUMBER	AWARD NUMBER	AMOUNTS PASSED THROUGH TO SUBRECIPIENTS	FEDERAL EXPENDITURES
Other Federal Awards				
	81.RD	IF-60517	-	104,010
	81.RD	2189305	-	13,554
	81.RD	2208842	-	51,117
	81.RD	2299562	-	25,000
	81.RD	2325274	-	44,021
	81.RD	2355122	-	3,932
	81.RD	2374927	-	975
	81.RD	360578	-	121,225
	81.RD	4000189639	-	100,487
	81.RD	4000193020	-	70,507
	81.RD	4000196674/AGR00019804	-	80,069
	81.RD	4000196676	-	45,159
	81.RD	409607	-	30,857
	81.RD	517100	-	71,971
	81.RD	616898	-	61,775
	81.RD	657178	-	7,165
	81.RD	664572	-	134,643
	81.RD	674028	-	90,242
	81.RD	675214	-	18,412
	81.RD	B633900	-	45,250
	81.RD	B651940	-	5,206
	81.RD	PO 2141130	-	10,344
	81.RD	PO 2170013	-	78,475
	81.RD	PO 2195313	-	373,033
	81.RD	PO 2199448	-	41,632
	81.RD	PO 2202726	-	4,474
	81.RD	PO 2205206	-	36,980
	81.RD	PO 2220417	-	14,780
	81.RD	PO 2221708	-	91,650
	81.RD	PO 2260214	-	129,042
	81.RD	PO 2331952	-	31,713
	81.RD	PO No 2062824	-	19,460
	81.RD	PO No 2201315	-	24,613
	81.RD	PO1974428	-	149,787
	81.RD	SUB-2020-10128	-	13,757
	81.RD	SUB-2020-10184	-	13,957
	81.RD	SUB-2020-10284	-	178

See accompanying notes to the Schedule of Expenditures of Federal Awards

STATE OF FLORIDA

FISCAL YEAR ENDED JUNE 30, 2022

SCHEDULE OF EXPENDITURES OF FEDERAL AWARDS

FEDERAL AGENCY / FEDERAL PROGRAM TITLE / PASS-THROUGH ENTITY	ASSISTANCE LISTING NUMBER	AWARD NUMBER	AMOUNTS PASSED THROUGH TO SUBRECIPIENTS	FEDERAL EXPENDITURES
Other Federal Awards	81.RD	SUB-2021-10386	-	66,555
	81.RD	SUB-2021-10476	-	34,177
	81.RD	SUB-2022-10166	-	13,517
	81.RD	SUB-2022-10227	-	73,594
	81.RD	TOA 0000511061	-	1,670
	81.RD	FSU-220104-1	-	48,951
	81.RD	DE-AR0001359	-	34,234
	81.RD	IF-60264	-	107,979
	81.RD	IF-60509	-	49,385
	81.RD	8F30168	-	54,177
	81.RD	8F-30218	-	50,099
	81.RD	179009 RELEASE NO 1	-	14,361
	81.RD	179009 Release No 2	-	9,292
	81.RD	195808	-	58,702
	81.RD	213367	-	17,760
	81.RD	232466	-	49,436
	81.RD	233724	-	63,880
	81.RD	4000166082	-	97,980
	81.RD	Contract No. 244729	-	8,788
	81.RD	Contract No. 260680	-	35,884
	81.RD	No. 256437	-	49,999
	81.RD	492174	-	75,651
	81.RD	615955	-	21,233
	81.RD	TOA/PO No: 0000525181	-	199,755
	81.RD	365032	-	21,592
	81.RD	393983	-	19,065
	81.RD	374442	-	61,778
	81.RD	ERA-100117	-	1,090
	81.RD	ERAU-100117	-	90,563
	81.RD	642044	-	25,157
	81.RD	664104	-	102,323
	81.RD	670765	-	126,685
	81.RD	684939	-	17,002
	81.RD	684997	-	8,475
	81.RD	685521	-	2,535
	81.RD	AWD-101927-S1	-	54,797
	81.RD	PO No 100001527	-	18,709
<i>Passed through from Advanced Conductor Technologies</i>				
<i>Passed through from Advanced Magnet Lab, Inc.</i>				
<i>Passed through from Argonne National Laboratory</i>				
<i>Passed through from Argonne National Laboratory</i>				
<i>Passed through from Argonne National Laboratory</i>				
<i>Passed through from Battelle Energy Alliance, LLC</i>				
<i>Passed through from Battelle Energy Alliance, LLC</i>				
<i>Passed through from Battelle Energy Alliance, LLC</i>				
<i>Passed through from Battelle Energy Alliance, LLC</i>				
<i>Passed through from Battelle Energy Alliance, LLC</i>				
<i>Passed through from Battelle Energy Alliance, LLC</i>				
<i>Passed through from Battelle Energy Alliance, LLC</i>				
<i>Passed through from Battelle Energy Alliance, LLC</i>				
<i>Passed through from Battelle Energy Alliance, LLC</i>				
<i>Passed through from Battelle Energy Alliance, LLC</i>				
<i>Passed through from Battelle Energy Alliance, LLC</i>				
<i>Passed through from Battelle Memorial Institute</i>				
<i>Passed through from Battelle Memorial Institute</i>				
<i>Passed through from Battelle Savannah River Alliance LLC</i>				
<i>Passed through from Brookhaven National Laboratory</i>				
<i>Passed through from Brookhaven National Laboratory</i>				
<i>Passed through from Brookhaven National Laboratory</i>				
<i>Passed through from Brookhaven Science Associates LLC</i>				
<i>Passed through from Embry-Riddle Aeronautical University</i>				
<i>Passed through from Embry-Riddle Aeronautical University</i>				
<i>Passed through from Fermi National Accelerator Laboratory</i>				
<i>Passed through from Fermi National Accelerator Laboratory</i>				
<i>Passed through from Fermi National Accelerator Laboratory</i>				
<i>Passed through from Fermi National Accelerator Laboratory</i>				
<i>Passed through from Fermi National Accelerator Laboratory</i>				
<i>Passed through from Fermi National Accelerator Laboratory</i>				
<i>Passed through from Georgia Institute of Technology</i>				
<i>Passed through from GSE Solutions</i>				

See accompanying notes to the Schedule of Expenditures of Federal Awards

STATE OF FLORIDA

FISCAL YEAR ENDED JUNE 30, 2022

SCHEDULE OF EXPENDITURES OF FEDERAL AWARDS

FEDERAL AGENCY / FEDERAL PROGRAM TITLE / PASS-THROUGH ENTITY	ASSISTANCE LISTING NUMBER	AWARD NUMBER	AMOUNTS PASSED THROUGH TO SUBRECIPIENTS	FEDERAL EXPENDITURES
Passed through from Honeywell Federal Manufacturing & Tech	81.RD	N000380719	-	106,423
Passed through from Honeywell Federal Manufacturing & Technologies, LLC	81.RD	N000433854; Prime# DE- NA0002839	-	1,072
Passed through from Honeywell Federal Manufacturing & Technologies, LLC	81.RD	PO# N000423591	-	23,979
Passed through from Idaho National Engineering and Environmental Laboratory	81.RD	259513	-	56,484
Passed through from Interstate Renewable Energy Council, Inc	81.RD	9455-4	-	1,319
Passed through from Jefferson Science Associates, LLC	81.RD	19-D0253	-	45,243
Passed through from Laboratory For Analytic Sciences	81.RD	2021-1156-05	-	759
Passed through from Lawrence Berkeley National Laboratory	81.RD	7560179	-	24,803
Passed through from Lawrence Berkeley National Laboratory	81.RD	7576183	-	16,113
Passed through from Lawrence Berkeley National Laboratory	81.RD	7612316	-	25,465
Passed through from Lawrence Berkeley National Laboratory	81.RD	Subcontract NO. 7595176	-	35,696
Passed through from Lawrence Livermore National Laboratory	81.RD	B648220	-	25,881
Passed through from Los Alamos National Laboratory	81.RD	497357	-	859
Passed through from Los Alamos National Laboratory	81.RD	497442	-	12,459
Passed through from Michigan State University	81.RD	C163713	-	4,191
Passed through from National Renewable Energy Laboratory	81.RD	ZGJ-9-92284-01	-	593,541
Passed through from nGimat Company	81.RD	335993-DBUGARIS	-	16,980
Passed through from Northeastern University	81.RD	503036-78051	-	69,524
Passed through from Plug Power, Inc	81.RD	DE-EE0008851	-	163,606
Passed through from Princeton Plasma Physics Laboratory	81.RD	S210818	-	38,462
Passed through from Sandia National Laboratories	81.RD	Standard Purchase Order 2280617	-	52,001
Passed through from Savannah River Nuclear Solutions LLC	81.RD	TOA NO: 0000456316	-	45,297
Passed through from Savannah River Nuclear Solutions LLC	81.RD	TOA#:0000403076	-	2,930
Passed through from Savannah River Nuclear Solutions LLC	81.RD	TOA/PO No: 0000543473	-	25,602
Passed through from Savannah River Nuclear Solutions, LLC	81.RD	BOA Number: 746	-	20,836
Passed through from Spectral Energies, LLC	81.RD	SB2008-001-1	-	21,215
Passed through from T2C- Energy, LLC	81.RD	DE-EE0008916.0001	-	84,758
Passed through from Triad National Security, LLC	81.RD	546427	-	7,322
Passed through from Triad National Security, LLC	81.RD	581036	-	97,902
Passed through from Triad National Security, LLC	81.RD	605355 /AGR 579328	-	33,575
Passed through from University of California, Berkeley	81.RD	2021-1557	-	217,617
Passed through from UT-Battelle, LLC	81.RD	No. 7621351	-	25,576
Passed through from UT-Battelle, LLC	81.RD	4000100172	-	11,309
Passed through from UT-Battelle, LLC	81.RD	4000143262	-	20,628
Passed through from UT-Battelle, LLC	81.RD	4000166016	-	36,787
Passed through from UT-Battelle, LLC	81.RD	4000166724	-	454

See accompanying notes to the Schedule of Expenditures of Federal Awards

STATE OF FLORIDA

FISCAL YEAR ENDED JUNE 30, 2022

SCHEDULE OF EXPENDITURES OF FEDERAL AWARDS

FEDERAL AGENCY / FEDERAL PROGRAM TITLE / PASS-THROUGH ENTITY	ASSISTANCE LISTING NUMBER	AWARD NUMBER	AMOUNTS PASSED THROUGH TO SUBRECIPIENTS	FEDERAL EXPENDITURES
<i>Passed through from UT-Battelle, LLC</i>	81.RD	4000180830	-	136,420
<i>Passed through from UT-Battelle, LLC</i>	81.RD	4000188425	-	59,671
<i>Passed through from UT-Battelle, LLC</i>	81.RD	4000196599	-	83,649
Total Research And Development Programs Cluster:			4,890,664	50,714,086
TOTAL U. S. DEPARTMENT OF ENERGY			7,836,620	57,072,441
U. S. DEPARTMENT OF HEALTH AND HUMAN SERVICES				
Medical Reserve Corps Small Grant Program				
<i>Passed through from National Association of County & City Health Officials</i>	93.008	GRANT NO. 6 HITEP 200045-01-01	-	8,929
<i>Passed through from National Association of County & City Health Officials</i>	93.008	MRC17-0315	-	2,156
Special Programs for the Aging, Title VII, Chapter 3, Programs for Prevention of Elder Abuse, Neglect, and Exploitation	93.041		219,635	308,858
COVID-19 - Special Programs for the Aging, Title VII, Chapter 2, Long Term Care Ombudsman Services for Older Individuals	93.042	COVID-19 - 2001FLOMOC3	420,963	420,963
Special Programs for the Aging, Title VII, Chapter 2, Long Term Care Ombudsman Services for Older Individuals	93.042	COVID-19 - 2101FLOMOC6	-	839
COVID-19 - Special Programs for the Aging, Title III, Part D, Disease Prevention and Health Promotion Services	93.042	COVID-19 - 2101FLPHC6	-	1,591,958
Special Programs for the Aging, Title III, Part D, Disease Prevention and Health Promotion Services	93.043		173,195	191,736
COVID-19 - Special Programs for the Aging, Title IV, and Title II, Discretionary Projects	93.048	COVID-19 - 90NWC50034- 01-00,90NWC30035-01- 01,90NWC30035-01-00,	1,617,443	1,680,338
Special Programs for the Aging, Title IV, and Title II, Discretionary Projects	93.048		1,334,176	1,887,521
Special Programs for the Aging, Title IV, and Title II, Discretionary Projects	93.048	COVID-19 - 2001FLFCC3	531,947	532,075
COVID-19 - National Family Caregiver Support, Title III, Part E	93.052	COVID-19 - 2001FLFCC3	516,613	708,881
National Family Caregiver Support, Title III, Part E	93.052	COVID-19 - 2101FLFCC6	2,385,119	2,408,641
Training in General, Pediatric, and Public Health Dentistry	93.052		10,502,697	13,355,561
Sexual Risk Avoidance Education	93.059		-	183,595
Public Health Emergency Preparedness	93.060		1,211,015	2,767,565
Environmental Public Health and Emergency Response	93.069		517,715	33,896,126
Medicare Enrollment Assistance Program	93.070		136,551	1,911,271
Birth Defects and Developmental Disabilities - Prevention and Surveillance	93.071		1,772,722	1,883,039
<i>Passed through from University of South Carolina</i>	93.073	19-3771 PO#2000043073	-	588,952
<i>Passed through from University of South Carolina</i>	93.073	20-3969 PO#2000049995	-	11
<i>Passed through from University of Texas Health Science Center, Houston</i>	93.073	SA0001372	-	213,461
Cooperative Agreements to Promote Adolescent Health through School-Based HIV/STD Prevention and School-Based Surveillance	93.073		-	10,197

See accompanying notes to the Schedule of Expenditures of Federal Awards

STATE OF FLORIDA

FISCAL YEAR ENDED JUNE 30, 2022

SCHEDULE OF EXPENDITURES OF FEDERAL AWARDS

FEDERAL AGENCY / FEDERAL PROGRAM TITLE / PASS-THROUGH ENTITY	ASSISTANCE LISTING NUMBER	AWARD NUMBER	AMOUNTS PASSED THROUGH TO SUBRECIPIENTS	FEDERAL EXPENDITURES
<i>Passed through from Hillsborough County Public Schools</i>	93.079	PO 1304650	-	8,235
<i>Passed through from The School Board of Duval County, AGR-2020-10, AGR2020-013, AGR2021-13</i>	93.079	AGR-2020-010	-	60,000
Blood Disorder Program: Prevention, Surveillance, and Research				
<i>Passed through from Hemophilia of Georgia</i>	93.080	ATHN2020CDC-IVS-01	-	19,464
COVID-19 - Healthy Marriage Promotion and Responsible Fatherhood Grants				
<i>Passed through from Champions for Children, Inc</i>	93.086	90ZB0014	-	169,563
Enhance Safety of Children Affected by Substance Abuse				
<i>Passed through from Citrus Health Network, Inc.</i>	93.087	Proud Partners 2019-21	-	104,918
<i>Passed through from Family Support Services of North Florida, Inc.</i>	93.087	VEN 019 USF	-	141,262
Guardianship Assistance	93.090		1,893,447	2,011,642
Affordable Care Act (ACA) Personal Responsibility Education Program				
<i>Passed through from Childrens Home Society of Florida</i>	93.092	UGRT11815-09292016	-	126,780
<i>Passed through from Live the Life</i>	93.092	90AK0085-FSU-sub	-	79,959
Food and Drug Administration Research	93.103		710,172	2,727,800
<i>Passed through from Elorac</i>	93.103	EL-1007-01-01	-	88
<i>Passed through from NASDA Foundation</i>	93.103	AGR00021921	-	5,500
<i>Passed through from NASDA Foundation</i>	93.103	AGR00024001	-	20,652
<i>Passed through from University of Michigan</i>	93.103	SUBK00013463	-	47,884
Comprehensive Community Mental Health Services for Children with Serious Emotional Disturbances (SED)	93.104		1,280,889	1,314,272
<i>Passed through from Managed Access To Child Health, Inc.</i>	93.104	JSOCC-Y2-UF-PI-093020-092	-	13,992
Area Health Education Centers	93.107		685,818	1,001,078
COVID-19 - Maternal and Child Health Federal Consolidated Programs	93.110	COVID-19 - 1 U4AMC44237-01-00	-	27,458
Maternal and Child Health Federal Consolidated Programs				
<i>Passed through from American College of OBGYN</i>	93.110	UC4MC28042	-	1,697,207
<i>Passed through from Florida Association of Healthy Start Coalitions, Inc.</i>	93.110	16-04-FY1621	-	8,101
<i>Passed through from Florida Association of Healthy Start Coalitions, Inc.</i>	93.110	IECCS-2122	-	4,714
<i>Passed through from Hemophilia of Georgia</i>	93.110	2 H30MC24046-11-00	-	22,163
<i>Passed through from Hemophilia of Georgia</i>	93.110	5 H30MC24046-089-00	-	1,056
<i>Passed through from Organization of Teratology Information Specialists</i>	93.110	UG4MC27861	-	12,186
<i>Passed through from Zero to Three</i>	93.110	2020110099	32,500	53,898
<i>Passed through from Zero to Three</i>	93.110	2020110100	-	53,492
<i>Passed through from Zero to Three</i>	93.110	2021110102	-	116,716
<i>Passed through from Zero to Three: National Center for Infants, Toddlers and Families</i>	93.110	IU2DMC32394-01-00 / 2019010122	-	55,150
Nurse Anesthetist Traineeship	93.124		-	92,438
Emergency Medical Services for Children	93.127		-	143,806
Cooperative Agreements to States/Territories for the Coordination and Development of Primary Care Offices	93.130		-	120,216
			-	316,232

See accompanying notes to the Schedule of Expenditures of Federal Awards

STATE OF FLORIDA

FISCAL YEAR ENDED JUNE 30, 2022

SCHEDULE OF EXPENDITURES OF FEDERAL AWARDS

FEDERAL AGENCY / FEDERAL PROGRAM TITLE / PASS-THROUGH ENTITY	ASSISTANCE LISTING NUMBER	AWARD NUMBER	AMOUNTS PASSED THROUGH TO SUBRECIPIENTS	FEDERAL EXPENDITURES
COVID-19 - Injury Prevention and Control Research and State and Community Based Programs	93.136	COVID-19 - 1 NU17CE925019-01-00	-	2,265,008
Injury Prevention and Control Research and State and Community Based Programs	93.136		2,719,260	13,966,499
	93.136	ARRA - SNUF2CE002470-04- 00	200,000	662,712
<i>Passed through from Florida Council Against Sexual Violence</i>	93.136	21RPE69	-	96,506
<i>Passed through from Florida Council Against Sexual Violence</i>	93.136	21RPE70	-	98,566
<i>Passed through from Florida Council Against Sexual Violence</i>	93.136	21RPE71	-	74,703
Community Programs to Improve Minority Health Grant Program				
<i>Passed through from Broward County Board of County Commissioners</i>	93.137	22-CP-HCS-1267-HL-01		37,336
<i>Passed through from City of Tampa Housing Authority</i>	93.137	MP-CPI-20-005		124,418
HIV-Related Training and Technical Assistance				
<i>Passed through from Baker County Health Department</i>	93.145	B9A879		2,400
<i>Passed through from City of Jacksonville</i>	93.145	70967-21		158,465
<i>Passed through from Rutgers State University</i>	93.145	SUB 1762 - PO 1426255		18,990
Projects for Assistance in Transition from Homelessness (PATH)	93.150		4,518,401	4,518,401
Coordinated Services and Access to Research for Women, Infants, Children, and Youth	93.153		491,587	1,436,447
COVID-19 - Coordinated Services and Access to Research for Women, Infants, Children, and Youth	93.153	COVID-19 - 4H1XHA37026- 01-03		1,612
Disabilities Prevention	93.184			
Immunization Research, Demonstration, Public Information and Education Training and Clinical Skills Improvement Projects	93.185		11,438	37,699
				59,185
<i>Passed through from Gorgas Memorial Institute for Health Studies</i>	93.185	U011P0001132-01-00		9,980
Childhood Lead Poisoning Prevention Projects, State and Local Childhood Lead Poisoning Prevention and Surveillance of Blood Lead Levels in Children	93.197			429,079
COVID-19 - Telehealth Programs				
Family Planning Services	93.211	COVID-19 - GA5RH37460		2,894
Traumatic Brain Injury State Demonstration Grant Program	93.217		374,610	11,466,608
<i>Passed through from Nebraska Department of Education</i>				
<i>Passed through from Tampa VA Research & Education Foundation</i>	93.234	90TBSG0061-01		11,735
Title V State Sexual Risk Avoidance Education (Title V State SRAE) Program	93.235	4USF-IMAP22-3		5,146
Grants to States to Support Oral Health Workforce Activities	93.236		82,795	621,557
COVID-19 - State Capacity Building	93.240	ARRA - 6NU61TS000310-01- 03	251,924	486,003
State Capacity Building				591
State Rural Hospital Flexibility Program	93.240			
Substance Abuse and Mental Health Services Projects of Regional and National Significance	93.241		100,000	341,942
<i>Passed through from 13th Judicial Court Hillsborough County</i>	93.243	1 H79 TT080278-01	119,176	1,408,580
				49,026

See accompanying notes to the Schedule of Expenditures of Federal Awards

STATE OF FLORIDA

FISCAL YEAR ENDED JUNE 30, 2022

SCHEDULE OF EXPENDITURES OF FEDERAL AWARDS

FEDERAL AGENCY / FEDERAL PROGRAM TITLE / PASS-THROUGH ENTITY	ASSISTANCE LISTING NUMBER	AWARD NUMBER	AMOUNTS PASSED THROUGH TO SUBRECIPIENTS	FEDERAL EXPENDITURES
<i>Passed through from 13th Judicial Court Hillsborough County</i>	93.243	U60975-10012017	-	25,317
<i>Passed through from American College of Emergency Physicians</i>	93.243	AGR DT 07-02-20	-	1
<i>Passed through from American Psychiatric Nurses Association</i>	93.243	IH79FG00022-01	-	4,614
<i>Passed through from Childrens Home Society of Florida</i>	93.243	UGRT11815-10012016	-	27,666
<i>Passed through from Drug Abuse Comprehensive Office, Inc.</i>	93.243	U62013-9302018	-	95,038
<i>Passed through from Hillsborough County Board of County Commissioners</i>	93.243	PIP2	-	66,604
<i>Passed through from Managed Access To Child Health, Inc.</i>	93.243	JSCOO-Y3-EVAL-09302021-09	-	48,101
<i>Passed through from Managed Access To Child Health, Inc.</i>	93.243	RECAST-Y1_UF-CHEER_010120	-	25,825
<i>Passed through from National Empowerment Center, Inc.</i>	93.243	IH79SM082648-01	-	194
Early Hearing Detection and Intervention	93.251		-	276,768
COVID-19 - Poison Center Support and Enhancement Grant	93.253	COVID-19 - H1 H4CHS37390-01-00	-	19,818
Poison Center Support and Enhancement Grant	93.253		258,018	465,255
Scaling the National Diabetes Prevention Program to Priority Populations				
<i>Passed through from NATIONAL ASSOCIATION OF CHRONIC DISEASE DIRECTORS</i>	93.261	5NU58DP006363-04	-	73,879
<i>Passed through from National Association Of Chronic Disease Directors</i>	93.261	5NU58DP006363-05	-	14,610
Occupational Safety and Health Program	93.262		195,892	1,688,032
COVID-19 - Immunization Cooperative Agreements	93.268	COVID-19 - 19NH23IP922607C36	-	751,318
		NH23IP922607-01-04	-	
		COVID-19 - 6	-	2,570,276
	93.268	NH23IP922607-02-04	-	
		COVID-19 - 6	-	128,610,626
	93.268	NH23IP922607-02-05	-	
		COVID-19 - 6	-	2,765,333
	93.268	NH23IP922607-02-09	-	
		COVID-19 - 6	-	6,012,199
	93.268	NH23IP922607-02-11	-	
Immunization Cooperative Agreements	93.268		-	315,838,972
Viral Hepatitis Prevention and Control	93.270		-	506,712
Drug-Free Communities Support Program Grants	93.276		-	481
Drug Abuse and Addiction Research Programs	93.279		-	2,724
<i>Passed through from George Mason University</i>	93.279	E2052464	-	78,710
<i>Passed through from George Mason University</i>	93.279	E2056615	-	54,599
COVID-19 - Small Rural Hospital Improvement Grant Program	93.301	COVID-19 - 6 H3JRH37431-01-01	-	168,584
Small Rural Hospital Improvement Grant Program	93.301		142,632	142,632

See accompanying notes to the Schedule of Expenditures of Federal Awards

STATE OF FLORIDA

FISCAL YEAR ENDED JUNE 30, 2022

SCHEDULE OF EXPENDITURES OF FEDERAL AWARDS

FEDERAL AGENCY / FEDERAL PROGRAM TITLE / PASS-THROUGH ENTITY	ASSISTANCE LISTING NUMBER	AWARD NUMBER	AMOUNTS PASSED THROUGH TO SUBRECIPIENTS	FEDERAL EXPENDITURES
Minority Health and Health Disparities Research <i>Passed through from The Regents of the University of California, San Francisco, AGR-2019</i>	93.307	11060SC	-	104,433
Child Development and, Surveillance, Research and Prevention <i>Passed through from Tourette's Syndrome Association</i>	93.312	NU38DD005375	-	9,912
Early Hearing Detection and Intervention Information System (EHDI-IS) Surveillance Program	93.314	COVID-19 - 1	-	150,302
COVID-19 - Epidemiology and Laboratory Capacity for Infectious Diseases (ELC)	93.323	NU50CK000554-01-00	-	6,234,414
	93.323	COVID-19 - 1	-	44,054
	93.323	NU50CK000554-01-00	-	448,559
	93.323	COVID-19 - 5	-	256,556,896
	93.323	NU50CK000554-03-00	-	483,463
	93.323	COVID-19 - 6	-	817,448
	93.323	NU50CK000554-02-05	-	3,448,250
	93.323	COVID-19 - 6	-	283,711
	93.323	NU50CK000554-02-04	-	359,109
	93.323	COVID-19 - 6	-	3,934,111
	93.323	NU50CK000554-03-00	-	541,037
	93.323	COVID-19 - 6	-	5,001,500
	93.323	NU50CK000554-03-02	-	783,853
	93.323	COVID-19 - 6	-	2,258,706
	93.323	ARRA - 5 NU50CK000554-03-00	-	2,930,596
	93.324		2,389,250	6,181,708
State Health Insurance Assistance Program	93.332		4,730,519	278,545
Cooperative Agreement to Support Navigators in Federally-facilitated Exchanges	93.336		-	3,489,874
Behavioral Risk Factor Surveillance System	93.354	ARRA - 6NU90TP022083-01-06	-	1,922
COVID-19 - Public Health Emergency Response: Cooperative Agreement for Emergency Response: Public Health Crisis Response	93.354	COVID-19 - HB391	-	2,552
	93.354	NU50CK000581	-	904,834
	93.359		96,250	
<i>Passed through from American College Health Association</i>				
Nurse Education, Practice Quality and Retention Grants				
Biomedical Advanced Research and Development Authority (BARDA), Biodefense Medical Countermeasure Development				

See accompanying notes to the Schedule of Expenditures of Federal Awards

STATE OF FLORIDA
FISCAL YEAR ENDED JUNE 30, 2022
SCHEDULE OF EXPENDITURES OF FEDERAL AWARDS

FEDERAL AGENCY / FEDERAL PROGRAM TITLE / PASS-THROUGH ENTITY	ASSISTANCE LISTING NUMBER	AWARD NUMBER	AMOUNTS PASSED THROUGH TO SUBRECIPIENTS	FEDERAL EXPENDITURES
<i>Passed through from Polynovo Biomaterials, Pty. Ltd.</i>	93,360	Protocol: CP-003	-	10,750
<i>Passed through from Regeneron Pharmaceuticals, Inc.</i>	93,360	COV-2040	-	31,797
State Actions to Improve Oral Health Outcomes and Partner Actions to Improve Oral Health Outcomes	93,366		40,982	406,512
ACL Independent Living State Grants	93,369		-	4,961,248
National and State Tobacco Control Program	93,387		-	2,665,211
COVID-19 - Activities to Support State, Tribal, Local and Territorial (STLT) Health Department Response to Public Health or Healthcare Crises	93,391	COVID-19 - 1 NH75OT000062-01-00	-	507,088
	93,391	COVID-19 - INH755OT000065-01-00	-	1,912,132
ARRA - Nurse Faculty Loan Program	93,408	ARRA - EOAHP15358	-	1,913
Strengthening Public Health Systems and Services through National Partnerships to Improve and Protect the Nation's Health	93,421		-	604
<i>Passed through from American Nurses Association</i>	93,421	1121_012	-	15,183
<i>Passed through from National Association of County & City Health Officials</i>	93,421	2021-021609	-	192,176
<i>Passed through from National Association of County & City Health Officials</i>	93,421	2021-032201	-	205,125
<i>Passed through from National Association of County & City Health Officials</i>	93,421	2021-042301	-	24,348
<i>Passed through from National Association of County & City Health Officials</i>	93,421	2021-063001	-	2,259,635
Improving the Health of Americans through Prevention and Management of Diabetes and Heart Disease and Stroke	93,426		203,715	
ACL National Institute on Disability, Independent Living, and Rehabilitation Research	93,433	262568-USF	-	264
<i>Passed through from Temple University</i>	93,434		6,505,326	14,265,977
Every Student Succeeds Act/Preschool Development Grants	93,435		86,856	638,583
Innovative State and Local Public Health Strategies to prevent and Manage Diabetes and Heart Disease and Stroke-	93,436		16,364	313,596
WELL-INTEGRATED SCREENING AND EVALUATION FOR WOMEN ACROSS THE NATION (WISEWOMAN)	93,464		-	802,405
ACL Assistive Technology	93,470		-	4,259
Alzheimer's Disease Program Initiative (ADPI)	93,471		55,972	55,972
Title IV-E Kinship Navigator Program	93,478		-	19,564
Preventing Maternal Deaths: Supporting Maternal Mortality Review Committees	93,498	COVID-19 - AMERICAN RESCUE PLAN	-	161,237
COVID-19 - Provider Relief Fund	93,499	COVID-19 - G-2102FLLWC5	-	65,270
COVID-19 - LOW-INCOME HOUSEHOLD WATER ASSISTANCE (LIHWAP)	93,499	COVID-19 - G-2102FLLWC6	1,359,431	1,710,142
MaryLee Allen Promoting Safe and Stable Families Program	93,556		28,129,187	34,023,751
<i>Passed through from Ounce of Prevention Fund</i>	93,556	Contract GLDS #20-22-40	-	167,165
<i>Passed through from Ounce of Prevention Fund of Florida</i>	93,556	20-21-07	-	1,809
COVID-19 - Temporary Assistance for Needy Families	93,558	COVID-19 - Pandemic TANF	-	34,920,256
Temporary Assistance for Needy Families	93,558		243,844,337	345,599,453

See accompanying notes to the Schedule of Expenditures of Federal Awards

STATE OF FLORIDA

FISCAL YEAR ENDED JUNE 30, 2022

SCHEDULE OF EXPENDITURES OF FEDERAL AWARDS

FEDERAL AGENCY / FEDERAL PROGRAM TITLE / PASS-THROUGH ENTITY	ASSISTANCE LISTING NUMBER	AWARD NUMBER	AMOUNTS PASSED THROUGH TO SUBRECIPIENTS	FEDERAL EXPENDITURES
<i>Passed through from CareerSource Gulf Coast</i>	93.558	22-GCSC-WT	-	6,470
<i>Passed through from HFFLA</i>	93.558	Putnam Needy Families	-	434,374
<i>Passed through from Ounce of Prevention Fund</i>	93.558	Contract GLDS #20-22-40	-	82,335
Child Support Enforcement	93.563		24,555,290	198,602,070
Refugee and Entrant Assistance State/Replacement Designee Administered Programs	93.566		21,353,018	110,176,802
<i>Passed through from World Church Services</i>	93.566	XK060BC		378,117
COVID-19 - Low-Income Home Energy Assistance	93.568	COVID-19 - 2002FLE5C3	21,946,284	21,950,142
	93.568	COVID-19 - G-2102FLE5C6	20,745,280	20,758,817
	93.568	COVID-19 - LIHEAP	2,098,053	2,106,233
Low-Income Home Energy Assistance	93.568		97,212,184	97,885,364
Community Services Block Grant	93.569		22,898,308	23,790,670
COVID-19 - Community Services Block Grant	93.569	COVID-19 - 2001FLCSC3	8,630,166	8,760,974
Refugee and Entrant Assistance Discretionary Grants	93.576			147,338
U.S. Repatriation	93.579		-	3,498
State Court Improvement Program	93.586		-	1,246,919
Community-Based Child Abuse Prevention Grants	93.590		-	1,360,695
Grants to States for Access and Visitation Programs	93.597		498,271	498,271
Chafee Education and Training Vouchers Program (ETV)	93.599		2,177,753	2,177,753
COVID-19 - Chafee Education and Training Vouchers Program (ETV)	93.599	COVID-19 - 2102FLETVC	2,876,420	2,876,674
Adoption and Legal Guardianship Incentive Payments	93.603		6,190,000	6,190,000
<i>Passed through from Nevada Division of Child and Family Services</i>	93.603	QPI/JIT	-	39,727
Developmental Disabilities Basic Support and Advocacy Grants				
<i>Passed through from Florida Developmental Disabilities Council, Inc.</i>	93.630	1039TRS20C	-	17,649
<i>Passed through from University of Massachusetts</i>	93.630	B001095549	-	16,409
COVID-19 - University Centers for Excellence in Developmental Disabilities Education, Research, and Service	93.632	COVID-19 - 90DDC50022-01-00	-	44,894
University Centers for Excellence in Developmental Disabilities Education, Research, and Service	93.632		-	572,045
<i>Passed through from University of Massachusetts</i>	93.632	B001276411	-	17,457
Children's Justice Grants to States	93.643		-	520,135
Stephanie Tubbs Jones Child Welfare Services Program	93.645		22,251,307	22,252,503
Foster Care Title IV-E	93.658		177,763,878	207,232,939
<i>Passed through from Eckerd Youth Alternatives, Inc.</i>	93.658	ECA-C6-TRA-USF-FY24	-	829,202
<i>Passed through from Family Support Services of Suncoast, LLC</i>	93.658	EYA-C6-TRA-USF-FY24	-	276,762
<i>Passed through from Florida Department of Children and Families</i>	93.658	2201FLFOST		1,228,522
<i>Passed through from Florida Department of Children and Families</i>	93.658	YLJ94		2,979,345
<i>Passed through from Florida Department of Children and Families</i>	93.658	YLJ97		595,298
<i>Passed through from Florida Department of Children and Families</i>	93.658	YLJ98		1,288,165

See accompanying notes to the Schedule of Expenditures of Federal Awards

STATE OF FLORIDA
FISCAL YEAR ENDED JUNE 30, 2022
SCHEDULE OF EXPENDITURES OF FEDERAL AWARDS

FEDERAL AGENCY / FEDERAL PROGRAM TITLE / PASS-THROUGH ENTITY	ASSISTANCE LISTING NUMBER	AWARD NUMBER	AMOUNTS PASSED THROUGH TO SUBRECIPIENTS	FEDERAL EXPENDITURES
<i>Passed through from Florida Department of Children and Families</i>	93.658	YLJ99		877,976
<i>Passed through from Florida Department of Children and Families</i>	93.658	YLJA5		1,125,426
<i>Passed through from Kentucky Cabinet for Health and Family Services</i>	93.658	SC 736.200001359	-	55,853
<i>Passed through from University of California, Berkeley</i>	93.658	00010807		94,741
Adoption Assistance	93.659		166,740,332	176,641,014
COVID-19 - Emergency Grants to Address Mental and Substance Use Disorders During COVID-19	93.665	COVID-19 - 1H79FG00067501	1,779,377	2,050,610
Social Services Block Grant	93.667		57,857,256	158,364,321
Child Abuse and Neglect State Grants	93.669		5,172,043	5,535,604
Child Abuse and Neglect Discretionary Activities				
<i>Passed through from The Stephen Group, LLC</i>	93.670			37,808
COVID-19 - Family Violence Prevention and Services/Domestic Violence Shelter and Supportive Services	93.671	Families HHS-2019-ACF-ACY COVID-19 - 2001FLFVC3	1,010,807	1,093,114
Family Violence Prevention and Services/Domestic Violence Shelter and Supportive Services	93.671		2,752,268	2,914,434
COVID-19 - John H. Chafee Foster Care Program for Successful Transition to Adulthood	93.674	COVID-19 - 2101FLCILC	19,704,518	19,767,018
John H. Chafee Foster Care Program for Successful Transition to Adulthood	93.674		10,582,938	10,813,554
Ending the HIV Epidemic: A Plan for America — Ryan White HIV/AIDS Program Parts A and B				
<i>Passed through from City of Jacksonville, AGR-2020-09, AGR-2021-009</i>	93.686	AGR-2020-009	-	343,700
<i>Passed through from City of Jacksonville, AGR-2021-009, AGR-2022-006</i>	93.686	1 UT8HA339420100	-	101,733
<i>Passed through from Orange County Board of Commissioners</i>	93.686	Y20-2084	-	177,414
Mental and Behavioral Health Education and Training Grants	93.732		-	1,034,120
Empowering Older Adults and Adults with Disabilities through Chronic Disease Self-Management Education Programs — financed by Prevention and Public Health Funds (PPHF)	93.734		65,649	65,649
COVID-19 - Elder Abuse Prevention Interventions Program	93.747	COVID-19 - 2101 FLL0C5	-	6,720
Elder Abuse Prevention Interventions Program	93.747		-	1,638,443
Preventive Health and Health Services Block Grant funded solely with Prevention and Public Health Funds (PPHF)	93.758		-	1,516
Children's Health Insurance Program	93.767		152,723,186	266,902,592
<i>Passed through from Florida Healthy Kids Corporation</i>	93.767	8218GRT10560	-	23,576
COVID-19 - Children's Health Insurance Program	93.767	COVID-19 - 2105.2205FL5021	8,270,225	9,502,358
Centers for Medicare and Medicaid Services (CMS) Research, Demonstrations and Evaluations	93.779			14,084
Opioid STR	93.788		86,946,284	99,796,777
<i>Passed through from University of Missouri</i>	93.788	00110811/00077332	10,831	54,142
Organized Approaches to Increase Colorectal Cancer Screening	93.800		70,317	422,185
Paul Coverdell National Acute Stroke Program National Center for Chronic Disease Prevention and Health Promotion	93.810		-	44,800
Biomedical Research and Research Training	93.859		-	247,685
Child Health and Human Development Extramural Research	93.865		-	60,520

See accompanying notes to the Schedule of Expenditures of Federal Awards

STATE OF FLORIDA

FISCAL YEAR ENDED JUNE 30, 2022

SCHEDULE OF EXPENDITURES OF FEDERAL AWARDS

FEDERAL AGENCY / FEDERAL PROGRAM TITLE / PASS-THROUGH ENTITY	ASSISTANCE LISTING NUMBER	AWARD NUMBER	AMOUNTS PASSED THROUGH TO SUBRECIPIENTS	FEDERAL EXPENDITURES
Maternal, Infant and Early Childhood Home Visiting Grant <i>Passed through from Florida Association of Healthy Start Coalitions, Inc.</i>	93.870	13-08-FY2021	-	2,308
<i>Passed through from Healthy Start Coalition of Southwest Florida</i>	93.870	NFPH-20	-	74,031
<i>Passed through from Healthy Start Coalition of Southwest Florida</i>	93.870	X10MC33573	-	86,758
<i>Passed through from Healthy Start Coalition of Southwest Florida</i>	93.870	X10MC33573 - Agreement #NFPL-22	-	84,000
COVID-19 - National Bioterrorism Hospital Preparedness Program	93.889	COVID-19 - 6U3REP190576- 01-08	-	562,909
National Bioterrorism Hospital Preparedness Program	93.889		4,329,530	10,124,881
Cancer Prevention and Control Programs for State, Territorial and Tribal Organizations	93.898		1,574,390	8,608,100
Grants to States for Operation of State Offices of Rural Health	93.913		72,000	326,869
COVID-19 - HIV Emergency Relief Project Grants <i>Passed through from City of Jacksonville</i>	93.914	609781-20	-	1,753
HIV Emergency Relief Project Grants <i>Passed through from City of Jacksonville</i>	93.914	93.914	-	683,045
<i>Passed through from City of Jacksonville</i>	93.914	603913-20	-	185
<i>Passed through from City of Jacksonville, AGR-2021-002</i>	93.914	ESC-0301-21	-	376,553
<i>Passed through from City of Jacksonville, AGR-2022-002</i>	93.914	AGR-2021-002	-	61,351
<i>Passed through from HILLSBOROUGH COUNTY BOARD OF COMMISSIONERS</i>	93.914	AGR-2022-002	-	181,362
<i>Passed through from HILLSBOROUGH COUNTY BOARD OF COMMISSIONERS</i>	93.914	6H89HA00024-23-01	-	73,495
<i>Passed through from HILLSBOROUGH COUNTY BOARD OF COMMISSIONERS</i>	93.914	6H89HA00024-27-01 CONTRACT #301-443-355	-	38,602
<i>Passed through from Hillsborough County Board of County Commissioners</i>	93.914	HC #18-0262	545,780	1,745,797
<i>Passed through from Orange County Board of Commissioners</i>	93.914	Y17-1018C	-	10,729
<i>Passed through from Orange County Board of Commissioners</i>	93.914	Y17-1018C-DG	-	17,215
<i>Passed through from Orange County Board of Commissioners</i>	93.914	Y17-1018D-DG	-	944,166
<i>Passed through from Orange County Board of Commissioners</i>	93.914	Y19-180D	-	232,894
<i>Passed through from PALM BEACH COUNTY BOARD OF COUNTY COMMISSIONERS</i>	93.914	PBRWA21	-	351,573
HIV Care Formula Grants <i>Passed through from RW-Putnam</i>	93.917	HIV Care	10,495,845	108,826,959
<i>Passed through from Well Florida Council</i>	93.917	RW- Citrus -Clinic 22-23	-	98,122
<i>Passed through from Well Florida Council</i>	93.917	RW-Citrus-1920	-	11,467
<i>Passed through from WellFlorida Council Inc</i>	93.917	RW-ACHD-clinic-2122	-	69,542
<i>Passed through from WellFlorida Council Inc</i>	93.917	RW-ACHD-clinic-22-23	-	435,284
<i>Passed through from WellFlorida Council Inc</i>	93.917	RW-ALACHUA-	-	42,236
<i>Passed through from WellFlorida Council Inc</i>	93.917	MCM/Referral-1920	-	447,814
<i>Passed through from WellFlorida Council Inc</i>	93.917	RW-ALACHUA-MCM-2223	-	121,355
<i>Passed through from WellFlorida Council Inc</i>	93.917	RW-Columbia-2021	-	60,300
<i>Passed through from WellFlorida Council Inc</i>	93.917	RW-Marion-1920	-	205,500

See accompanying notes to the Schedule of Expenditures of Federal Awards

STATE OF FLORIDA
FISCAL YEAR ENDED JUNE 30, 2022
SCHEDULE OF EXPENDITURES OF FEDERAL AWARDS

FEDERAL AGENCY / FEDERAL PROGRAM TITLE / PASS-THROUGH ENTITY	ASSISTANCE LISTING NUMBER	AWARD NUMBER	AMOUNTS PASSED THROUGH TO SUBRECIPIENTS	FEDERAL EXPENDITURES
<i>Passed through from WellFlorida Council Inc</i>	93,917	RW-SUMTER-2122 (PART1)	-	85,453
COVID-19 - Grants to Provide Outpatient Early Intervention Services with Respect to HIV Disease	93,918	COVID-19 - 4H7CHA37293-01-05	-	16,748
	93,918	COVID-19 - H7CHA36831-01-01	-	564
Grants to Provide Outpatient Early Intervention Services with Respect to HIV Disease	93,918	COVID-19 - H7CHA37157	-	3,928
Healthy Start Initiative	93,918		26,036	3,923,284
<i>Passed through from Northeast Florida Healthy Start Coalition, Inc.</i>	93,926		-	955,020
<i>Passed through from REACH UP, Inc.</i>	93,926	H49MC00051	-	51,890
Special Projects of National Significance	93,926	50400-100-020-C	-	40,065
<i>Passed through from Rutgers State University</i>	93,928	4 U90HA32147-03-04	-	109,148
<i>Passed through from Rutgers State University</i>	93,928	6 U90HA32147-03-01	-	56,613
<i>Passed through from Rutgers State University</i>	93,928	SUB 1762 - PO 1426255	-	113,505
<i>Passed through from Rutgers, The State University</i>	93,928	1754	-	21,066
<i>Passed through from Yale University</i>	93,928	GR11151 (CON-80002794)	-	39,052
HIV Prevention Activities Health Department Based	93,940		11,056,103	49,660,752
HIV Demonstration, Research, Public and Professional Education Projects	93,941		-	1,515
Human Immunodeficiency Virus (HIV)/Acquired Immunodeficiency Virus Syndrome (AIDS) Surveillance	93,944		-	1,125,380
Cooperative Agreements to Support State-Based Safe Motherhood and Infant Health Initiative Programs	93,946		-	462,212
Tuberculosis Demonstration, Research, Public and Professional Education	93,947		-	738,457
Block Grants for Community Mental Health Services	93,958		98,337,164	101,557,444
COVID-19 - Block Grants for Community Mental Health Services	93,958	COVID-19 -	7,568,452	8,265,120
	93,958	COVID-19 -	270,640	405,640
		IB09SM08535101		
Block Grants for Prevention and Treatment of Substance Abuse	93,959		174,626,882	176,687,620
<i>Passed through from Chemical Addictions Recovery Effort</i>	93,959	None	-	66,613
<i>Passed through from Southeast Florida Behavioral Health Network</i>	93,959	ZDA08	-	142,526
CDC's Collaboration with Academia to Strengthen Public Health				
<i>Passed through from American Association of Colleges and Universities</i>	93,967	N/A	-	3,651
PPHF Geriatric Education Centers	93,969		313,314	845,543
Sexually Transmitted Diseases (STD) Prevention and Control Grants	93,977		-	5,742,564
Sexually Transmitted Diseases (STD) Provider Education Grants				
<i>Passed through from Massachusetts Department of Public Health</i>	93,978	INTF5291HH4W21025037	-	152,378
COVID-19 - Mental Health Disaster Assistance and Emergency Mental Health	93,982	COVID-19 -	461,182	461,182
		IH07SM08367701		
Mental Health Disaster Assistance and Emergency Mental Health	93,982		2,762,053	2,814,388
Preventive Health and Health Services Block Grant	93,991		141,920	4,472,126

See accompanying notes to the Schedule of Expenditures of Federal Awards

STATE OF FLORIDA

FISCAL YEAR ENDED JUNE 30, 2022

SCHEDULE OF EXPENDITURES OF FEDERAL AWARDS

FEDERAL AGENCY / FEDERAL PROGRAM TITLE / PASS-THROUGH ENTITY	ASSISTANCE LISTING NUMBER	AWARD NUMBER	AMOUNTS PASSED THROUGH TO SUBRECIPIENTS	FEDERAL EXPENDITURES
COVID-19 - Maternal and Child Health Services Block Grant to the States				
<i>Passed through from Indian River Healthy Start Coalition</i>	93,994	FDH2021	-	3,500
Maternal and Child Health Services Block Grant to the States	93,994		4,945,798	19,707,949
<i>Passed through from Capital Area Healthy Start Commission</i>	93,994	HSCIRW-B21-22	-	19,016
<i>Passed through from Central Health Start, Inc. (Coalition)</i>	93,994	DEL-2122	-	1,083
<i>Passed through from Central Healthy Start Coalition</i>	93,994	DES-2122	-	712
<i>Passed through from Children Services of Palm Beach County</i>	93,994	PB-CSC618-FY20/21	-	3,048,499
<i>Passed through from Children Services of Palm Beach County</i>	93,994	PB-CSC661-FY21/22	-	54,321
<i>Passed through from Chipola Healthy Start Coalition</i>	93,994	HCHD 2021-2022	-	27,630
<i>Passed through from Healthy Start Coalition</i>	93,994	Calhoun Healthy Start FL2021-2022	-	24,697
<i>Passed through from Healthy Start Coalition</i>	93,994	COSGG-04 Renewal #003	-	7,809
<i>Passed through from Healthy Start Coalition</i>	93,994	COSGS-EB922	-	301,284
<i>Passed through from Healthy Start Coalition of Flagler & Volusia</i>	93,994	Contract HS-DS-20/21-01	-	36,000
<i>Passed through from Healthy Start Coalition of Flagler & Volusia</i>	93,994	HS-DS- 18/19-03	-	5,600
<i>Passed through from Healthy Start Coalition of Hardee, Highlands, and Polk Counties</i>	93,994	Polk Non-Medicareid FY2021-2022	-	34,669
<i>Passed through from Healthy Start Coalition of Hardee, Highlands, and Polk Counties Inc</i>	93,994	Hardee Non-Medicareid FY2021-2022	-	41,901
<i>Passed through from Healthy Start Coalition of Jefferson, Madison & Taylor Counties INC</i>	93,994	fy2021 490	-	3,870
<i>Passed through from Healthy Start Coalition of Jefferson, Madison & Taylor Counties INC</i>	93,994	HS-2122-2	-	5,130
<i>Passed through from Healthy Start Coalition of Miami-Dade</i>	93,994	CHSDMO-2122	-	339,510
<i>Passed through from Healthy Start Coalition of Miami-Dade</i>	93,994	GFCHD2021-2022	-	138,640
<i>Passed through from Healthy Start Coalition of North Central Florida</i>	93,994	BRA-2122	-	9,897
<i>Passed through from Healthy Start Coalition of North Central Florida</i>	93,994	contract LEV-2021	-	12,995
<i>Passed through from Healthy Start Coalition of North Central Florida/WellFlorida Council Inc</i>	93,994	DEA-2122	-	5,040
<i>Passed through from Healthy Start Coalition of Pasco</i>	93,994	21-22 HSCPAS HSCSS NON-MEDICAID	-	86,687
<i>Passed through from Healthy Start Coalition of Pinellas</i>	93,994	52R33	-	64,458
<i>Passed through from Healthy Start Coalition of Southwest Florida</i>	93,994	Contract #: CDE-22	-	720
<i>Passed through from Healthy Start Coalition of Southwest Florida</i>	93,994	DOH-Collier Contract #ccc-22	-	22,188
<i>Passed through from Healthy Start Coalition of Southwest Florida</i>	93,994	G-HCHD-PN-R2-2018-1	-	16
<i>Passed through from Healthy Start Coalition of Southwest Florida</i>	93,994	X10MC3573 - CONTRACT LDE-22	-	1,550
<i>Passed through from Healthy Start Community Coalition of Okaloosa and Walton Counties</i>	93,994	w01-1516	-	58,985
<i>Passed through from Healthy Start of North Central Florida</i>	93,994	MECHV-UF-2122	-	257,836
<i>Passed through from Healthy Start of North Central Florida Inc</i>	93,994	"MAR-22"	-	11,296
<i>Passed through from HRS.A</i>	93,994	DEP-2122	-	839

See accompanying notes to the Schedule of Expenditures of Federal Awards

STATE OF FLORIDA

FISCAL YEAR ENDED JUNE 30, 2022

SCHEDULE OF EXPENDITURES OF FEDERAL AWARDS

FEDERAL AGENCY / FEDERAL PROGRAM TITLE / PASS-THROUGH ENTITY	ASSISTANCE LISTING NUMBER	AWARD NUMBER	AMOUNTS PASSED THROUGH TO SUBRECIPIENTS	FEDERAL EXPENDITURES
<i>Passed through from Managed Access To Child Health, Inc.</i>	93,994	HRSA-REACH-UF-CHEER-07302	-	20,222
<i>Passed through from Managed Access To Child Health, Inc.</i>	93,994	JSOCC-Y3-UF-PI-093021-092	-	46,953
<i>Passed through from Non-Medicaid HSC FDOH Osceola Original 18-19</i>	93,994	B04mc31479-COSGR	-	120,829
<i>Passed through from Northeast Florida Healthy Start Coalition Inc</i>	93,994	B04MC31479	-	909,832
<i>Passed through from Northeast Florida Healthy Start Coalition Inc</i>	93,994	COL-2122	-	142,804
<i>Passed through from Northeast Florida Healthy Start Coalition INC, AGR-2021-001</i>	93,994	AGR-2021-001	-	947,680
<i>Passed through from Okeechobee County Family Health/Healthy Start Coalition INC</i>	93,994	COSFA	-	550
<i>Passed through from The Healthy Start Coalition of Manatee County</i>	93,994	FDOHMANI1819DE	-	6,000
Assisted Outpatient Treatment				
<i>Passed through from Pinellas County</i>	93,997	1H79SM063549-01	-	296,879
<i>Passed through from Pinellas County Florida</i>	93,997	FY19USFAOT	-	49,580
COVID-19 - Assisted Outpatient Treatment	93,997	COVID-19 - 6	-	3,372,949
		NH25PS005131-03-06	-	
Other Federal Awards				
	93, U18	20-IPA-20-06722	-	4,369
	93, U18	20IPA2009438	-	8,913
	93, U18	B64306	-	7,625
	93, U18	B71DF9	-	2,044
	93, U18	B7CE77	-	1,302
	93, U18	B7DE04	-	27,996
	93, U18	B7F5D7	-	46,341
	93, U18	B9248C	-	29,268
	93, U18	B94D80	-	72,280
	93, U18	CODTF	-	75,010
	93, U18	COHBL	-	70,033
	93, U18	COHW3	-	116,157
	93, U18	COQVP R1	-	13,244
	93, U18	COQYA-R3	-	182,761
	93, U18	DVA63	-	29,268
	93, U18	NU21IP000597	-	55,842
	93, U18	SOW21-512	-	60,827
	93, U18	SR662	67,202	731,536
	93, U18	SR974	-	3,193,635
	93, U18	SR976	-	66,912
<i>Passed through from NASDA Foundation</i>	93, U18	AGR00020849	-	2,011
<i>Passed through from Northwestern University</i>	93, U18	SP0070625	-	24,529
<i>Passed through from State of Texas Health Human Services Commission</i>	93, U18	HHS000264400001	567,505	9,017,146

See accompanying notes to the Schedule of Expenditures of Federal Awards

STATE OF FLORIDA

FISCAL YEAR ENDED JUNE 30, 2022

SCHEDULE OF EXPENDITURES OF FEDERAL AWARDS

FEDERAL AGENCY / FEDERAL PROGRAM TITLE / PASS-THROUGH ENTITY	ASSISTANCE LISTING NUMBER	AWARD NUMBER	AMOUNTS PASSED THROUGH TO SUBRECIPIENTS	FEDERAL EXPENDITURES
Total Excluding Cluster:			1,585,910,578	3,351,042,302
Aging Cluster:				
COVID-19 - Special Programs for the Aging, Title III, Part B, Grants for Supportive Services and Senior Centers	93.044	COVID-19 - 2001FLSSC3	710,932	834,518
	93.044	COVID-19 - 2101FLSSC6	6,231,766	6,322,816
	93.044	COVID-19 - 2101FLVAC5	1,477,496	1,477,496
	93.044	COVID-19 - 2201FLSTPH	-	9,545
Special Programs for the Aging, Title III, Part B, Grants for Supportive Services and Senior Centers	93.044		30,273,707	30,321,195
COVID-19 - Special Programs for the Aging, Title III, Part C, Nutrition Services	93.045	COVID-19 - 2101FLCMC6, 2101FLHDC6	9,694,229	9,760,276
Special Programs for the Aging, Title III, Part C, Nutrition Services	93.045		46,334,517	48,578,618
Nutrition Services Incentive Program	93.053		5,151,125	5,151,125
Total Aging Cluster:			99,873,772	102,455,589
CCDF Cluster:				
Child Care Disaster Relief	93.489		2,546,823	2,546,823
Child Care and Development Block Grant	93.575		439,246,230	467,754,337
<i>Passed through from Bright from the Start: Georgia Department of Early Care and Learning</i>	93.575	46900-921-V19FSUO38	-	1,544,409
<i>Passed through from Florida Department of Children and Families</i>	93.575	LC912	-	141,636
<i>Passed through from Louisiana Department of Education</i>	93.575	AGR DTD 01-07-2022	-	76,188
<i>Passed through from Louisiana Department of Education</i>	93.575	PO NO 2000370722	-	92,840
<i>Passed through from Ounce of Prevention Fund of Florida</i>	93.575	20-22-07	-	965,173
COVID-19 - Child Care and Development Block Grant	93.575	COVID-19 - 2001FLCCC3	9,565,086	9,565,086
	93.575	COVID-19 - 2001FLCCC5	253,262,494	415,453,639
	93.575	COVID-19 - 2101FLCSC6	169,730,895	169,730,895
	93.575	OEL 240.21-COVID-19		46,838
<i>Passed through from Alachua Early Learning Coalition</i>			182,768,614	182,768,614
Child Care Mandatory and Matching Funds of the Child Care and Development Fund	93.596		1,057,120,142	1,250,686,478
Total CCDF Cluster:				
Head Start Cluster:				
Head Start Disaster Recovery	93.356		-	16,885
Head Start	93.600		-	1,061,005
<i>Passed through from Lutheran Services of Florida, AGR-2021-003, AGR-2022-001</i>	93.600	AGR-2021-001	-	151
<i>Passed through from Vanderbilt University</i>	93.600	12020100043	-	72,010
Total Head Start Cluster:			-	1,150,051
Health Center Program Cluster:				
COVID-19 - Health Center Program (Community Health Centers, Migrant Health Centers, Health Care for the Homeless, and Public Housing Primary Care)	93.224	COVID-19 - 1 C14CS39908-01-00	-	246,252
	93.224	COVID-19 - 1 H8DCS41488-01-00	-	202,436

See accompanying notes to the Schedule of Expenditures of Federal Awards

STATE OF FLORIDA

FISCAL YEAR ENDED JUNE 30, 2022

SCHEDULE OF EXPENDITURES OF FEDERAL AWARDS

FEDERAL AGENCY / FEDERAL PROGRAM TITLE / PASS-THROUGH ENTITY	ASSISTANCE LISTING NUMBER	AWARD NUMBER	AMOUNTS PASSED THROUGH TO SUBRECIPIENTS	FEDERAL EXPENDITURES
COVID-19 - Health Center Program (Community Health Centers, Migrant Health Centers, Health Care for the Homeless, and Public Housing Primary Care)	93.224	COVID-19 - 1 H8FCS40402-01-00	-	359,954
	93.224	COVID-19 - 1 H8FCS40402-01-00	-	190,383
Health Center Program (Community Health Centers, Migrant Health Centers, Health Care for the Homeless, and Public Housing Primary Care)	93.224		-	2,938,192
Total Health Center Program Cluster:			-	<u>3,937,217</u>
Medicaid Cluster:				
State Medicaid Fraud Control Units	93.775			14,931,468
State Survey and Certification of Health Care Providers and Suppliers (Title XVIII) Medicare	93.777			30,622,358
COVID-19 - Medical Assistance Program	93.778	COVID-19 - 2105.2205FLMAP/2105.2205FL5ADM		2,246,328,603
	93.778	HHS-Hlth_Lit (COVID)_UFMc		19,551
<i>Passed through from Managed Access To Child Health, Inc.</i>	93.778	ARRA - 2105.2205FLINCT/2105.2205FLIMPL	9,336,678	21,617,774,903
Medical Assistance Program	93.778			5,288,432
<i>Passed through from Capital Area Healthy Start Commission</i>	93.778	HSCIRW-B21-22		27,080
<i>Passed through from Central Healthy Start INC</i>	93.778	CIT -2122		281,914
<i>Passed through from Chipola Healthy Start Coalition</i>	93.778	HCHD 2021-2022		248,300
<i>Passed through from Florida Medical School Quality Network, Inc.</i>	93.778	MED216		123,982
<i>Passed through from Healthy Start Coalition</i>	93.778	Calhoun Healthy Start FL2021-2022		170,950
<i>Passed through from Healthy Start Coalition</i>	93.778	EB913		430,093
<i>Passed through from Healthy Start Coalition of Flagler & Volusia</i>	93.778	Contract HS-DS-21/22-10		6,251
<i>Passed through from Healthy Start Coalition of Flagler & Volusia</i>	93.778	MCHD-2018-2019		285,381
<i>Passed through from Healthy Start Coalition of Hardee, Highlands, and Polk Counties</i>	93.778	PO HSCCS-2022 HSMN Medicaid		264,124
<i>Passed through from Healthy Start Coalition of Hardee, Highlands, and Polk Counties Inc</i>	93.778	HA HSCCS -2022		30,877
<i>Passed through from Healthy Start Coalition of Jefferson, Madison & Taylor Counties INC</i>	93.778	HS-2122.2		109,927
<i>Passed through from Healthy Start Coalition of North Central Florida</i>	93.778	contract LEV-2021		125,423
<i>Passed through from Healthy Start Coalition of North Central Florida/WellFlorida Council Inc</i>	93.778	MCA-1617		11,464
<i>Passed through from Healthy Start Coalition of Orange County</i>	93.778	OAR-CC-2020 R1		1,397,637
<i>Passed through from Healthy Start Coalition of Osceola County INC IHS Medicaid 19-20</i>	93.778	HS Medicaid 19-20		136,457
<i>Passed through from Healthy Start Coalition of Pasco</i>	93.778	497		226,847
<i>Passed through from Healthy Start Coalition of Pinellas</i>	93.778	52a15-r2		866,188
<i>Passed through from Healthy Start Coalition of Sarasota FL</i>	93.778	FDOHSC-HSCC-21-22-1		475,115

See accompanying notes to the Schedule of Expenditures of Federal Awards

STATE OF FLORIDA

FISCAL YEAR ENDED JUNE 30, 2022

SCHEDULE OF EXPENDITURES OF FEDERAL AWARDS

FEDERAL AGENCY / FEDERAL PROGRAM TITLE / PASS-THROUGH ENTITY	ASSISTANCE LISTING NUMBER	AWARD NUMBER	AMOUNTS PASSED THROUGH TO SUBRECIPIENTS	FEDERAL EXPENDITURES
<i>Passed through from Healthy Start Coalition of Southwest Florida</i>	93.778	DOH-Collier Contract #ccc-22	-	210,541
<i>Passed through from Healthy Start Coalition of Southwest Florida</i>	93.778	HDE-22	-	235,941
<i>Passed through from Healthy Start of North Central Florida Inc</i>	93.778	"MAR-22"	-	393,202
<i>Passed through from Healthy Start of North Central Florida Inc</i>	93.778	N/A	-	144,639
<i>Passed through from Healthy Start of North Central Florida Inc</i>	93.778	SUW-2122	-	9,973
<i>Passed through from Managed Access To Child Health, Inc.</i>	93.778	HHS-Hlth_Lit(COVID)_UF- CH	-	30,000
Total Medicaid Cluster:			9,336,678	23,921,207.621
Research And Development Programs Cluster:				
Special Programs for the Aging, Title III, Part D, Disease Prevention and Health Promotion Services				
<i>Passed through from Northeast Georgia Regional Commission Area Agency on Aging</i>	93.043	21 01 GAOA NS-01	-	68,094
Sexual Risk Avoidance Education				
<i>Passed through from Live the Life</i>	93.060	FSU-001-2019	-	29,201
<i>Passed through from Live the Life</i>	93.060	LTL_SRAE_RCT_2020-1	-	89,883
<i>Passed through from Texas State University San Marcos</i>	93.060	21007-83563-1 PO #450014	-	9,106
<i>Passed through from Texas State University San Marcos</i>	93.060	22002-83724-1	-	17,416
COVID-19 - Public Health Emergency Preparedness	93.069	COVID-19 - U01GH002338	166,285	853,432
Birth Defects and Developmental Disabilities - Prevention and Surveillance				
<i>Passed through from University of South Carolina</i>	93.073	SU9DD001218-05-00	-	19,230
Family Smoking Prevention and Tobacco Control Act Regulatory Research	93.077		8,538	228,275
Blood Disorder Program: Prevention, Surveillance, and Research				
<i>Passed through from Hemophilia of Georgia</i>	93.080	ATHN2020CDC-IVS-01	-	7,418
Prevention of Disease, Disability, and Death by Infectious Diseases	93.084		-	1,333,450
<i>Passed through from University of South Carolina</i>	93.084	22-4558 PO#2000060111	-	16,559
Healthy Marriage Promotion and Responsible Fatherhood Grants	93.086		313,368	2,273,664
<i>Passed through from Live the Life</i>	93.086	LTL_FRAME_RCT_2020-1	-	257,056
Enhance Safety of Children Affected by Substance Abuse				
<i>Passed through from Georgia State University</i>	93.087	SP00014102-01	-	26,658
Affordable Care Act (ACA) Personal Responsibility Education Program				
<i>Passed through from Heartland Rural Health Network</i>	93.092	00098587	-	26,073
COVID-19 - Food and Drug Administration Research				
<i>Passed through from American College of Medical Toxicology</i>	93.103	REF FACTY2	-	15,138
Food and Drug Administration Research	93.103		211,776	967,615
<i>Passed through from CFD Research Corporation</i>	93.103	20190657	-	10,000
<i>Passed through from Childrens Hospital of Philadelphia</i>	93.103	PO 20311257Sub 3200840822	-	44,241
<i>Passed through from Childrens Hospital of Philadelphia</i>	93.103	TEMP	-	36,383
<i>Passed through from Harvard Pilgrim Health Care, Inc.</i>	93.103	75F40119D10037 WO2013	-	7,306

See accompanying notes to the Schedule of Expenditures of Federal Awards

STATE OF FLORIDA

FISCAL YEAR ENDED JUNE 30, 2022

SCHEDULE OF EXPENDITURES OF FEDERAL AWARDS

FEDERAL AGENCY / FEDERAL PROGRAM TITLE / PASS-THROUGH ENTITY	ASSISTANCE LISTING NUMBER	AWARD NUMBER	AMOUNTS PASSED THROUGH TO SUBRECIPIENTS	FEDERAL EXPENDITURES
<i>Passed through from IBM Corporation</i>	93.103	CW3043377 TO No 3	-	103,479
<i>Passed through from Johnson, Mirman & Thompson</i>	93.103	AGR0002240	-	1,297
<i>Passed through from University of Missouri</i>	93.103	C00071472-12	-	17,251
COVID-19 - Area Health Education Centers	93.107	COVID-19 - TIKHP39151	32,485	44,432
Maternal and Child Health Federal Consolidated Programs	93.110		-	72,525
<i>Passed through from Immune Deficiency Foundation</i>	93.110	4 SC1MC31881-02-02	-	65,249
<i>Passed through from University of Kansas</i>	93.110	FY2022-060	-	3,077
<i>Passed through from ZERO TO THREE</i>	93.110	2020110098	-	20,087
COVID-19 - Environmental Health	93.113	COVID-19 - R21ES032762	-	13,118
Environmental Health	93.113		684,011	4,873,538
<i>Passed through from Brigham and Women's Hospital Research Administration</i>	93.113	126510	-	9,774
<i>Passed through from Case Western Reserve University</i>	93.113	RESS16606	-	34,313
<i>Passed through from Engineering Resources Group, Inc.</i>	93.113	IR41ES030274-01	-	1,433
<i>Passed through from Hesperos, Inc</i>	93.113	R44ES029892	-	79,581
<i>Passed through from Hesperos, Inc</i>	93.113	Task Order No. 9	-	117,335
<i>Passed through from Rutgers State University</i>	93.113	2097	-	17,000
<i>Passed through from Tulane University</i>	93.113	TUL-HSC-556440-18/19	-	40,757
<i>Passed through from Tulane University</i>	93.113	TUL-HSC-557434-19/20	-	90,876
<i>Passed through from University of Georgia</i>	93.113	SUB00001826	-	151,247
<i>Passed through from University of Maryland College Park</i>	93.113	82390-Z0185202	-	32,103
<i>Passed through from University of Minnesota</i>	93.113	78903 / P007748902	-	7,217
<i>Passed through from University of Washington</i>	93.113	SR01ES030197-03 UWSC13088 BPO59400	-	75,840
COVID-19 - Oral Diseases and Disorders Research	93.121	COVID-19 - R01DE025001	-	85,136
	93.121	COVID-19 - R01DE025832	-	22,951
	93.121		588,461	8,011,496
Oral Diseases and Disorders Research	93.121	4500004226	-	1,979
<i>Passed through from Boston University</i>	93.121	2074-209-2012902	-	3,664
<i>Passed through from Clemson University</i>	93.121	AGR00016618	-	24,164
<i>Passed through from Epigen Biosciences Inc.</i>	93.121	UFL23838-2695	-	52,638
<i>Passed through from Forsyth Institute</i>	93.121	RC113142A	-	124,287
<i>Passed through from Michigan State University</i>	93.121	82551	-	155
<i>Passed through from State University of New York Stony Brook</i>	93.121	000521323-004	-	86,540
<i>Passed through from University of Alabama Birmingham</i>	93.121	3200004278-22-071	-	45,323
<i>Passed through from University of Kentucky</i>	93.121	ULRF20065002	-	33,882
<i>Passed through from University of Louisville Research Foundation</i>	93.121	C00071815-1	-	190,896
<i>Passed through from University of Missouri</i>	93.121	SCON-00002326	-	9,151
<i>Passed through from University of Southern California</i>	93.121		-	

See accompanying notes to the Schedule of Expenditures of Federal Awards

STATE OF FLORIDA

FISCAL YEAR ENDED JUNE 30, 2022

SCHEDULE OF EXPENDITURES OF FEDERAL AWARDS

FEDERAL AGENCY / FEDERAL PROGRAM TITLE / PASS-THROUGH ENTITY	ASSISTANCE LISTING NUMBER	AWARD NUMBER	AMOUNTS PASSED THROUGH TO SUBRECIPIENTS	FEDERAL EXPENDITURES
Nurse Anesthetist Traineeship	93.124		-	17,588
Technical and Non-Financial Assistance to Health Centers <i>Passed through from American Heart Association</i>	93.129	177973	-	8,262
Injury Prevention and Control Research and State and Community Based Programs <i>Passed through from Health Planning Council of Northeast Florida</i>	93.136	DV999 D	261,298	534,905
<i>Passed through from RTI International</i>	93.136	2-312-0217716-66210L	-	18,197
Community Programs to Improve Minority Health Grant Program	93.137		-	61,163
<i>Passed through from Affirming Youth Foundation</i>	93.137	Agreement	-	56,210
<i>Passed through from Orlando Health Fdn</i>	93.137	CPIMP2001197-01-00	-	28,333
<i>Passed through from Orlando Health Fdn</i>	93.137	UCF2021-01	-	80,759
<i>Passed through from The Skilled Center</i>	93.137	ASTWH190085-01-00	-	20,287
COVID-19 - Community Programs to Improve Minority Health Grant Program			-	42,942
<i>Passed through from Morehouse School of Medicine</i>	93.137	298016-200	5,320	756,485
NIEHS Superfund Hazardous Substances Basic Research and Education	93.143		92,934	230,509
<i>Passed through from Purdue University</i>	93.143	11001228-041	-	16,734
HIV-Related Training and Technical Assistance <i>Passed through from Vanderbilt University Medical Center</i>	93.145	VUMC 56922	-	553,565
Human Genome Research	93.172		167,024	4,121,407
<i>Passed through from Duke University</i>	93.172	A035500	-	139,040
<i>Passed through from Johns Hopkins University</i>	93.172	2003913169	-	72,649
<i>Passed through from Johns Hopkins University</i>	93.172	2004869002	-	61,539
<i>Passed through from RTI International</i>	93.172	1-312-0218351-66688L	-	48,192
<i>Passed through from The Royal Inst Advancement of Learning</i>	93.172	PT 85424	-	42,484
<i>Passed through from University of Texas Health Science Center, Houston</i>	93.172	0013676A	-	127,583
<i>Passed through from University of Texas Health Science Center, Houston</i>	93.172	SA0002273	-	82,040
COVID-19 - Research Related to Deafness and Communication Disorders <i>Passed through from University Health Network</i>	93.173	FC 410005772	-	3,816
Research Related to Deafness and Communication Disorders	93.173		695,085	5,548,754
<i>Passed through from Johns Hopkins University</i>	93.173	2005328086	-	84,619
<i>Passed through from Oregon Health & Science University</i>	93.173	1006860_USFL	-	60,668
<i>Passed through from Oregon Health & Science University</i>	93.173	1016786_USF	-	25,955
<i>Passed through from Rochester Institute of Technology</i>	93.173	31534-01	-	1
<i>Passed through from University of Alabama</i>	93.173	UA16-065	-	4,902
<i>Passed through from University of New Mexico</i>	93.173	90312287AT	-	253,827
<i>Passed through from University of Texas, Dallas</i>	93.173	5R01DC014088-05	-	36,988
<i>Passed through from University of Virginia</i>	93.173	GB10858.169180	-	14,303
<i>Passed through from University of Washington, Seattle</i>	93.173	UWSC12277	-	2,709

See accompanying notes to the Schedule of Expenditures of Federal Awards

STATE OF FLORIDA

FISCAL YEAR ENDED JUNE 30, 2022

SCHEDULE OF EXPENDITURES OF FEDERAL AWARDS

FEDERAL AGENCY / FEDERAL PROGRAM TITLE / PASS-THROUGH ENTITY	ASSISTANCE LISTING NUMBER	AWARD NUMBER	AMOUNTS PASSED THROUGH TO SUBRECIPIENTS	FEDERAL EXPENDITURES
<i>Passed through from Utah State University</i>	93.173	202935-695	-	63,057
<i>Passed through from Van Andel Institute</i>	93.173	V2521-R2. PO# 400450	-	229,549
Research and Training in Complementary and Integrative Health	93.213		158,646	1,630,799
<i>Passed through from East Carolina University</i>	93.213	AWD-21-0636-S001	-	729
<i>Passed through from New York University School of Medicine</i>	93.213	17-A0-00-008501	-	22,155
<i>Passed through from Rush University Medical Center</i>	93.213	17100503-Sub03	-	42,163
<i>Passed through from University of Illinois At Chicago</i>	93.213	18153	-	9,747
<i>Passed through from Yale University</i>	93.213	GR104605	-	5,868
<i>Passed through from Yale University</i>	93.213	GR110327 (CON-80002469)	-	21,578
Research on Healthcare Costs, Quality and Outcomes	93.226		35,892	876,693
<i>Passed through from Brigham and Women's Hospital Research Administration</i>	93.226	123675	-	56,644
<i>Passed through from Indiana University</i>	93.226	8966-UF / PO0468360	-	36,450
<i>Passed through from Indiana University</i>	93.226	9141 / PO0412295	-	84,701
<i>Passed through from Mayo Clinic</i>	93.226	UOF-246547/PO#67468034	-	45,760
<i>Passed through from University of Alabama</i>	93.226	A18-0505-S001	12,531	17,408
<i>Passed through from University of Kentucky</i>	93.226	3200002693-20-042	-	3,721
National Center on Sleep Disorders Research	93.233		297,241	1,099,204
<i>Passed through from University of Pennsylvania</i>	93.233	Subaward# 582485, Amendment No. 3	-	7,769
Traumatic Brain Injury State Demonstration Grant Program	93.234		-	7,014
<i>Passed through from Tampa VA Research & Education Foundation</i>	93.242	4USF-IMAP22-2	1,863,343	12,882,583
Mental Health Research Grants	93.242		-	110,224
<i>Passed through from Adhere.ly, LLC</i>	93.242	1R41MH126734-01	-	151,903
<i>Passed through from Arizona State University</i>	93.242	18-406	-	6,052
<i>Passed through from Baylor College of Medicine</i>	93.242	7000001517	-	600
<i>Passed through from Baylor University College of Medicine</i>	93.242	7000001327	-	42,278
<i>Passed through from Baylor University College of Medicine</i>	93.242	PO No 70000000429	-	28,257
<i>Passed through from Baylor University College of Medicine</i>	93.242	PO No. 7000001568	-	25,325
<i>Passed through from Beth Israel Deaconess Medical Center, Inc.</i>	93.242	01029400	-	27,628
<i>Passed through from Boise State University</i>	93.242	8424-PO134400	-	11,063
<i>Passed through from Case Western Reserve University</i>	93.242	RESS14547	-	155,975
<i>Passed through from Colliga Apps Corporation</i>	93.242	Prime Award: R42MH123368 800012025	-	6,221
<i>Passed through from Cornell University</i>	93.242	16040523/184208/220840	-	42,639
<i>Passed through from Duke University</i>	93.242	A035378	-	98,807
<i>Passed through from Emory University</i>	93.242	A395309	-	136,488
<i>Passed through from Emory University</i>	93.242	T856945	-	122,581
<i>Passed through from George Mason University</i>	93.242	E2049283	-	

See accompanying notes to the Schedule of Expenditures of Federal Awards

STATE OF FLORIDA

FISCAL YEAR ENDED JUNE 30, 2022

SCHEDULE OF EXPENDITURES OF FEDERAL AWARDS

FEDERAL AGENCY / FEDERAL PROGRAM TITLE / PASS-THROUGH ENTITY	ASSISTANCE LISTING NUMBER	AWARD NUMBER	AMOUNTS PASSED THROUGH TO SUBRECIPIENTS	FEDERAL EXPENDITURES
<i>Passed through from Icahn School of Medicine at Mount Sinai Medical Center</i>	93.242	0255-B912-4609	-	17,584
<i>Passed through from Indiana University</i>	93.242	IN-4694802-UF_PO#0268764	-	14,953
<i>Passed through from Loma Linda University Health</i>	93.242	Subaward No. 2210033	-	25,277
<i>Passed through from Louisiana State University</i>	93.242	PO-0000129512	-	7,629
<i>Passed through from Massachusetts General Hospital</i>	93.242	Subaward No. 237883	-	69,582
<i>Passed through from Massachusetts General Hospital</i>	93.242	Subaward No. 237883 (Amendment 01)	-	63,894
<i>Passed through from Medical University of South Carolina</i>	93.242	A21-0332-001	-	146,235
<i>Passed through from Medical University of South Carolina</i>	93.242	MUSC17-024-8C589	-	8,973
<i>Passed through from Michigan State University</i>	93.242	RC107173A	-	593
<i>Passed through from National Network of Depression Centers</i>	93.242	AGR DTD 9-27-20	-	2,741
<i>Passed through from Ohio University</i>	93.242	UT20556	-	54,205
<i>Passed through from Ponce Medical School Foundation Inc.</i>	93.242	8571	-	47,688
<i>Passed through from Research Foundation for Mental Hygiene, Inc.</i>	93.242	145357	-	706
<i>Passed through from Seattle Children's Hospital</i>	93.242	IR34MH125037 12503SUB	-	169,389
<i>Passed through from Stony Brook University</i>	93.242	80344/1144397/2	-	65,545
<i>Passed through from The University of Texas MD Anderson Cancer Center</i>	93.242	3001826311	-	96,256
<i>Passed through from University of California</i>	93.242	12983sc	-	4,094
<i>Passed through from University of California, Davis</i>	93.242	A19-0691-S001	-	142,855
<i>Passed through from University of California, Davis</i>	93.242	A20-0908-S001 R01MH121416	-	22,476
<i>Passed through from University of California, Los Angeles</i>	93.242	2000GWR292	-	130,634
<i>Passed through from University of North Carolina</i>	93.242	5115582	-	18,985
<i>Passed through from University of North Carolina, Chapel Hill</i>	93.242	5114231	-	3,009
<i>Passed through from University of Rwanda</i>	93.242	U01MHI15485	-	81,972
<i>Passed through from University of Washington, Seattle</i>	93.242	UWSC11954	-	17,031
<i>Passed through from Vanderbilt University Medical Center</i>	93.242	VUMC71748	-	2,159
<i>Passed through from Virginia Commonwealth University</i>	93.242	FP00011780_SA005	-	258,558
<i>Passed through from Washington State University</i>	93.242	Subaward No. 135756 SPC004037	-	12,874
<i>Passed through from Wayne State University</i>	93.242	WSU18028	-	17,607
<i>Passed through from Weill Cornell Medical College</i>	93.242	213444-2	-	120,827
<i>Passed through from Weill Cornell Medical College</i>	93.242	213492-1	-	5,390
Substance Abuse and Mental Health Services Projects of Regional and National Significance	93.243		235,515	1,843,947
<i>Passed through from Fellowship Foundation Recovery Community Organization</i>	93.243	BCOR-01	-	25,262
Advanced Nursing Education Workforce Grant Program	93.247		449,560	1,486,098
State Health Access Program				
<i>Passed through from State of Texas Department Aging & Disabled Services</i>	93.256	HHS000053200001	-	390,784

See accompanying notes to the Schedule of Expenditures of Federal Awards

STATE OF FLORIDA
FISCAL YEAR ENDED JUNE 30, 2022
SCHEDULE OF EXPENDITURES OF FEDERAL AWARDS

FEDERAL AGENCY / FEDERAL PROGRAM TITLE / PASS-THROUGH ENTITY	ASSISTANCE LISTING NUMBER	AWARD NUMBER	AMOUNTS PASSED THROUGH TO SUBRECIPIENTS	FEDERAL EXPENDITURES
Occupational Safety and Health Program	93.262		75,299	2,659,716
<i>Passed through from Center for Construction Research and Training</i>	93.262	21-1-PS	-	21,725
<i>Passed through from Icahn School of Medicine at Mount Sinai</i>	93.262	0254-B161-4609 6 U01OH012068-01-01	-	18,662
<i>Passed through from Oregon Health Sciences University</i>	93.262	1019570_UF	-	16,379
<i>Passed through from Pennsylvania State University</i>	93.262	S002654-MIBH	-	25,663
<i>Passed through from University of Nebraska</i>	93.262	34-5420-2006-210	-	2,141
<i>Passed through from University of North Carolina</i>	93.262	5122413	-	9,449
Nurse Faculty Loan Program (NFLP)	93.264			450,491
Alcohol Research Programs	93.273			5,943,946
<i>Passed through from Benten Technologies Inc.</i>	93.273	NIMHD-RTIUS-09-2021	281,563	8,831
<i>Passed through from Brown University</i>	93.273	00000994	-	53,501
<i>Passed through from Brown University</i>	93.273	00001643	-	13,125
<i>Passed through from Brown University</i>	93.273	00001696	-	86,705
<i>Passed through from Brown University</i>	93.273	Subaward 00001903	-	25,069
<i>Passed through from Pacific Institute for Research</i>	93.273	0906	-	348,741
<i>Passed through from University of Houston</i>	93.273	R-16-0074	-	10,780
<i>Passed through from University of Houston</i>	93.273	R-21-0050	-	36,832
<i>Passed through from University of Louisville</i>	93.273	SU01AA026225-04 ULRF_17-0787C-02	-	24,745
<i>Passed through from University of Louisville</i>	93.273	SU01AA026255-05 ULRF_17-0787D-02	-	57,386
<i>Passed through from University of Louisville Research Foundation</i>	93.273	ULRF_17-0787C-04	-	45,513
<i>Passed through from University of Louisville Research Foundation</i>	93.273	ULRF_17-0787D-04	-	77,065
<i>Passed through from University of Michigan</i>	93.273	SUBK00004925 Prime SR01AA024433-04 PO	-	6,304
<i>Passed through from University of Nebraska</i>	93.273	3006216337		2,550
<i>Passed through from University of Pittsburgh</i>	93.273	SR34AA024849-02 Subaward AWD00003091 (135478-1) IR01AA027494- 01A1	-	90,843
<i>Passed through from Washington State University</i>	93.273	130996 SPC002332/SPC00406	-	2,275
COVID-19 - Alcohol Research Programs	93.273	COVID-19 - 2U24AA022002- 06	-	125,258
<i>Passed through from Clemson University</i>	93.273	COVID-19 - R01AA030188	-	40,888
<i>Passed through from Clemson University</i>	93.273	COVID-19 - U01AA020797	-	108,991
<i>Passed through from Clemson University</i>	93.273	2278-209-2014458	-	32,264
COVID-19 - Drug Abuse and Addiction Research Programs	93.279	COVID-19 - IU01DA051126- 01	20,334	72,764

See accompanying notes to the Schedule of Expenditures of Federal Awards

STATE OF FLORIDA

FISCAL YEAR ENDED JUNE 30, 2022

SCHEDULE OF EXPENDITURES OF FEDERAL AWARDS

FEDERAL AGENCY / FEDERAL PROGRAM TITLE / PASS-THROUGH ENTITY	ASSISTANCE LISTING NUMBER	AWARD NUMBER	AMOUNTS PASSED THROUGH TO SUBRECIPIENTS	FEDERAL EXPENDITURES
COVID-19 - Drug Abuse and Addiction Research Programs	93.279	COVID-19 - R01DA042069	-	113,275
<i>Passed through from University of California, Los Angeles</i>	93.279	1935 G YA099	-	40,919
Drug Abuse and Addiction Research Programs	93.279		989,803	17,762,633
<i>Passed through from American Academy of Child and Adolescent Psychiatry</i>	93.279	AGR00023649	-	3,575
<i>Passed through from Childrens Hospital Los Angeles</i>	93.279	000014658-A	-	10,516
<i>Passed through from Cornell University</i>	93.279	TEMP	-	16,945
<i>Passed through from Duke University</i>	93.279	A033360	-	12,674
<i>Passed through from Emory University</i>	93.279	A555986	-	527
<i>Passed through from Geisinger Clinic</i>	93.279	Subaward 626510FAU01	-	74,764
<i>Passed through from George Mason University</i>	93.279	E2056596	-	2,970
<i>Passed through from Icahn School of Medicine at Mount Sinai Medical Center</i>	93.279	0255-B354-4609	-	74,938
<i>Passed through from Indiana University</i>	93.279	8394 - PO0157512	-	58,019
<i>Passed through from Lumis Corporation</i>	93.279	2R44DA050371-02	-	124,742
<i>Passed through from Northeastern University</i>	93.279	TEMP	-	69,787
<i>Passed through from Rand Corporation</i>	93.279	9920190012	-	25,053
<i>Passed through from Regents of the University of New Mexico</i>	93.279	028429 -87AX	-	1,362
<i>Passed through from Regents of the University of New Mexico</i>	93.279	3RLJ5 Prime:	-	4,572
<i>Passed through from Seattle Childrens Hospital</i>	93.279	7R21DA048058-03	-	177,743
<i>Passed through from Sparian Biosciences</i>	93.279	TEMP	-	10,498
<i>Passed through from St. Louis University of Health Sciences and Pharmacy</i>	93.279	AGR00021288	-	80,616
<i>Passed through from The Miriam Hospital</i>	93.279	807-2-01	-	1,313
<i>Passed through from University of California, San Diego</i>	93.279	7147185TRR	-	92,552
<i>Passed through from University of California, San Diego</i>	93.279	703679	-	22,357
<i>Passed through from University of California, San Diego</i>	93.279	704045	-	6,080
<i>Passed through from University of California, San Diego</i>	93.279	704046	-	76,311
<i>Passed through from University of California, San Diego</i>	93.279	TEMP	-	18,175
<i>Passed through from University of California, San Francisco</i>	93.279	12543sc	-	62,350
<i>Passed through from University of Chicago</i>	93.279	AWD100209 (SUB00000234) 5R01DA048176-02	-	23,689
<i>Passed through from University of Kentucky</i>	93.279	3200003663-21-253	-	49,518
<i>Passed through from University of Miami</i>	93.279	OS00000707	-	14,239
<i>Passed through from University of Michigan, Ann Arbor</i>	93.279	SUBK00011428	-	171,725
<i>Passed through from University of Pennsylvania</i>	93.279	578034 - PO# 4721167	-	110,414
<i>Passed through from University of Pennsylvania</i>	93.279	582623 / PO #4872562	-	49,011
<i>Passed through from University of Pennsylvania</i>	93.279	Subaward 582623 5-R01-DA- 054236-02 PO 4885911	-	39,295
<i>Passed through from University of Pittsburgh</i>	93.279	0057127 (130219-2)	-	172,444
<i>Passed through from University of South Carolina</i>	93.279	18-3638-PO 2000039139	-	

See accompanying notes to the Schedule of Expenditures of Federal Awards

STATE OF FLORIDA

FISCAL YEAR ENDED JUNE 30, 2022

SCHEDULE OF EXPENDITURES OF FEDERAL AWARDS

FEDERAL AGENCY / FEDERAL PROGRAM TITLE / PASS-THROUGH ENTITY	ASSISTANCE LISTING NUMBER	AWARD NUMBER	AMOUNTS PASSED THROUGH TO SUBRECIPIENTS	FEDERAL EXPENDITURES
<i>Passed through from University of Vermont</i>	93.279	AWD00000022SUB000000305	-	64,694
<i>Passed through from Virginia Commonwealth University</i>	93.279	FP00013988_SA004	-	17,626
<i>Passed through from Voices of Hope</i>	93.279	AGR00020585	-	24,641
<i>Passed through from Wake Forest University</i>	93.279	TEMP	-	83,799
Discovery and Applied Research for Technological Innovations to Improve Human Health	93.286	2R01EB005807-09A1	194,420	2,999,746
<i>Passed through from Ames Laboratory- Iowa State University</i>	93.286	CCF21530815	-	131,050
<i>Passed through from Cleveland Clinic Foundation</i>	93.286	2003481400	-	45,420
<i>Passed through from Johns Hopkins University</i>	93.286	3R01EB005807-09A1S1	-	22,654
<i>Passed through from Rensselaer Polytechnic Institute</i>	93.286	5R01EB025241-04	-	11,174
<i>Passed through from Rensselaer Polytechnic Institute</i>	93.286	BD526235-	-	6,403
<i>Passed through from Sloan Kettering Institute for Cancer Research</i>	93.286	03_IU01EB028234	-	236,796
<i>Passed through from University of Central Arkansas</i>	93.286	R01EB025241	-	32,184
<i>Passed through from University of Central Arkansas</i>	93.286	R56EB026490	-	3,389
Teenage Pregnancy Prevention Program	93.297			34,960
Minority Health and Health Disparities Research	93.307			12,698,955
<i>Passed through from Baylor College of Medicine</i>	93.307	7000001261	2,384,808	27,833
<i>Passed through from Bradley Hospital</i>	93.307	Subaward No. 712-7665 5R01MD015401-04	-	57,205
<i>Passed through from Columbia University</i>	93.307	I(GG010626-01)	-	13,631
<i>Passed through from Columbia University</i>	93.307	I(GG013713-01)	-	97,208
<i>Passed through from Columbia University</i>	93.307	I(GG013785-01)	-	24,991
<i>Passed through from Johns Hopkins University</i>	93.307	2004400136	-	180,937
<i>Passed through from Kaiser Permanente Center for Health Research</i>	93.307	RNG210374-USF	-	44,863
<i>Passed through from Medical University of South Carolina</i>	93.307	A19-0097-S002	-	100,962
<i>Passed through from Montana State University</i>	93.307	MSU ID G1444-21-W7658 IR01MD012761 CS200026	-	99,253
<i>Passed through from Morehouse School of Medicine</i>	93.307	CEC-UFL001	-	33,605
<i>Passed through from Ohio State University</i>	93.307	GR110895 / SPC-1000003677	-	25,311
<i>Passed through from Ohio State University</i>	93.307	SPC-1000003733/GR111702	-	11,604
<i>Passed through from Ohio University</i>	93.307	SUB # UT020664	-	118,976
<i>Passed through from Ohio University</i>	93.307	UT20664DS / PO OU 31679	-	43,441
<i>Passed through from University of Colorado Anschutz Medical</i>	93.307	FY22.1146.003	-	9,404
<i>Passed through from University of Miami</i>	93.307	OS00000208 PO #: SPC- 001783	-	2,035
<i>Passed through from University of Miami</i>	93.307	SPC-000611	-	16,055
<i>Passed through from University of Miami</i>	93.307	SPC-000746	-	23,306
<i>Passed through from University of Miami</i>	93.307	SPC-001322	58,209	170,696

See accompanying notes to the Schedule of Expenditures of Federal Awards

STATE OF FLORIDA
FISCAL YEAR ENDED JUNE 30, 2022
SCHEDULE OF EXPENDITURES OF FEDERAL AWARDS

FEDERAL AGENCY / FEDERAL PROGRAM TITLE / PASS-THROUGH ENTITY	ASSISTANCE LISTING NUMBER	AWARD NUMBER	AMOUNTS PASSED THROUGH TO SUBRECIPIENTS	FEDERAL EXPENDITURES
<i>Passed through from University of Miami</i>	93.307	SPC-001453	-	493,521
<i>Passed through from University of Puerto Rico</i>	93.307	002-FIU-05 U54MD007600-35	-	25,183
<i>Passed through from University of Puerto Rico</i>	93.307	Prime Award U54MD007600-34 Subaward No. 002-FIU-04	-	10,940
COVID-19 - Trans-NIH Research Support	93.310	COVID-19 - 1U01MD017423-01	-	51,317
	93.310	COVID-19 - 3U01DA040381-05S1	43,756	1,686,074
	93.310	COVID-19 - U01DC019573	256,161	340,009
	93.310	COVID-19 - U54AI142766	-	12,405
<i>Passed through from University of Pennsylvania</i>	93.310	Subaward 581385 - PO 4616900	-	103,667
Trans-NIH Research Support	93.310	311397 PO#P0864918	3,043,812	5,303,963
<i>Passed through from Albert Einstein College of Medicine</i>	93.310	31200A / P0855780	-	30,111
<i>Passed through from Albert Einstein College of Medicine</i>	93.310	bra311397	-	18,282
<i>Passed through from Albert Einstein College of Medicine</i>	93.310	1090661-437167	-	1,670
<i>Passed through from Duke University</i>	93.310	A032483	-	15,291
<i>Passed through from Johns Hopkins University</i>	93.310	2005061675	-	69,503
<i>Passed through from University of Arkansas For Medical Sciences</i>	93.310	54005/PO# G218700139	-	1,436
<i>Passed through from University of Chicago</i>	93.310	AWD100257 (SUB00000235)	-	42,378
<i>Passed through from University of Illinois</i>	93.310	101727-18207	-	10,653
<i>Passed through from University of Illinois at Urbana-Champaign</i>	93.310	077743-05597	-	260,737
<i>Passed through from University of Michigan</i>	93.310	SUBK00008447	-	-
<i>Passed through from University of Texas Health Science Center, Houston</i>	93.310	SA0002237 5U01HL156059-02	-	14,101
Rare Disorders: Research, Surveillance, Health Promotion, and Education	93.315		77,106	365,771
Protecting and Improving Health Globally: Building and Strengthening Public Health Impact, Systems, Capacity and Security	93.318	56401-710-600-21-01	-	35,172
<i>Passed through from Association of Public Health Laboratories</i>	93.323		20,799	31,607
Epidemiology and Laboratory Capacity for Infectious Diseases (ELC)				
COVID-19 - National Center for Advancing Translational Sciences	93.350	WBSE: A034559, SPS:266338	-	135,797
<i>Passed through from Duke University</i>	93.350	U24TR001608	672,079	7,319,830
National Center for Advancing Translational Sciences	93.350	203-7853	-	31,669
<i>Passed through from Duke Clinical Research Institute</i>	93.350	A03-4755	-	2,929
<i>Passed through from Duke University</i>	93.350	WBSE: A034559, SPS:266338	-	11,414
<i>Passed through from Duke University</i>	93.350		-	33,976

See accompanying notes to the Schedule of Expenditures of Federal Awards

STATE OF FLORIDA
FISCAL YEAR ENDED JUNE 30, 2022
SCHEDULE OF EXPENDITURES OF FEDERAL AWARDS

FEDERAL AGENCY / FEDERAL PROGRAM TITLE / PASS-THROUGH ENTITY	ASSISTANCE LISTING NUMBER	AWARD NUMBER	AMOUNTS PASSED THROUGH TO SUBRECIPIENTS	FEDERAL EXPENDITURES
<i>Passed through from Dystonia Medical Research Foundation</i>	93.350	AGR 07-27-2021	-	11
<i>Passed through from Dystonia Medical Research Foundation</i>	93.350	AGR DTD 07-12-2016	-	485
<i>Passed through from Geisinger Clinic, Henry Hood Center</i>	93.350	646018USF04	-	35,058
<i>Passed through from Hesperos, Inc</i>	93.350	1R44TR001326	-	73,023
<i>Passed through from Immersive Technologies, Inc.</i>	93.350	R43TR003956	-	43,599
<i>Passed through from Tulane University</i>	93.350	TUL-SCC-557705-19-20	-	18,915
<i>Passed through from Tulane University</i>	93.350	TUL-SCC-559619-21/22	-	58,928
<i>Passed through from University of California, Los Angeles</i>	93.350	1560 G ZA239	-	19,710
<i>Passed through from University of Michigan</i>	93.350	SUBK00011946- PO3006659551	-	62,157
<i>Passed through from University of North Carolina Research Infrastructure Programs</i>	93.350	5121691	-	112,168
<i>21st Century Cures Act - Beau Biden Cancer Moonshot</i>	93.351		-	734,863
<i>Passed through from Lacerta Therapeutics, Inc.</i>	93.353	AGR DTD 12-20-2019	-	396,066
<i>Passed through from University of Arizona</i>	93.353	480413	-	68,100
<i>Passed through from Vanderbilt University</i>	93.353	VUMC86993	-	164,116
Biomedical Advanced Research and Development Authority (BARDA), Biodefense Medical Countermeasure Development				
<i>Passed through from PolyNovo Biomaterials, Pp. Ltd.</i>	93.360	CP-002 / IDE G160130	-	5,449
<i>Passed through from Regeneron Pharmaceuticals, Inc.</i>	93.360	R10933-10987-COV-2066	-	777,614
<i>Passed through from Regeneron Pharmaceuticals, Inc.</i>	93.360	R10933-10987-COV-2067	-	122,477
Nursing Research			287,273	3,199,469
<i>Passed through from Arkansas Children's Research Institute</i>	93.361	0340010	-	60,149
<i>Passed through from Cedars-Sinai Medical Center</i>	93.361	1724494	-	15,109
<i>Passed through from Cincinnati Children's Hospital Medical Center</i>	93.361	304482	-	33,230
<i>Passed through from Medical University of South Carolina</i>	93.361	A22-0100-S001	-	24,664
<i>Passed through from Michigan State University</i>	93.361	RC111387B	-	30,766
<i>Passed through from Ohio State University</i>	93.361	60080442	-	17,948
<i>Passed through from University of Maryland Baltimore</i>	93.361	10017586/252	-	16,266
<i>Passed through from University of Missouri</i>	93.361	C00059802-1	-	42,931
<i>Passed through from University of Puerto Rico</i>	93.361	5-32377	-	5,196
National and State Tobacco Control Program				
<i>Passed through from Fred Hutchinson Cancer Research Center</i>	93.387	0001068274	-	21,306
National Center for Research Resources				
<i>Passed through from FORCE</i>	93.389	1217-1005-00	-	43,414
Cancer Cause and Prevention Research			985,067	4,240,025
<i>Passed through from Coriell Institute for Medical Research</i>	93.393	GT-NCI-R01-4005-001	-	136,669
<i>Passed through from H. Lee Moffitt Cancer Center & Research Institute</i>	93.393	PO # 110872553	-	18,274

See accompanying notes to the Schedule of Expenditures of Federal Awards

STATE OF FLORIDA

FISCAL YEAR ENDED JUNE 30, 2022

SCHEDULE OF EXPENDITURES OF FEDERAL AWARDS

FEDERAL AGENCY / FEDERAL PROGRAM TITLE / PASS-THROUGH ENTITY	ASSISTANCE LISTING NUMBER	AWARD NUMBER	AMOUNTS PASSED THROUGH TO SUBRECIPIENTS	FEDERAL EXPENDITURES
<i>Passed through from Health Research, Incorporated</i>	93,393	269-01	-	35,789
<i>Passed through from Indiana University</i>	93,393	a8600	-	20,377
<i>Passed through from Ponce Medical School Foundation Inc.</i>	93,393	Subaward 8554	-	8,109
<i>Passed through from The Trustees of Columbia University in the City of New York</i>	93,393	3(GG015020-01)	-	7,081
<i>Passed through from University of Tennessee Health Science Center</i>	93,393	21-3967-FIU	-	10,894
<i>Passed through from University of Tennessee Health Science Center</i>	93,393	22-0486-FIU Prime: 5R01DK107747-05	-	44,726
COVID-19 - Cancer Cause and Prevention Research	93,393	COVID-19 - IR01CA207689- 01A1	-	31,392
Cancer Detection and Diagnosis Research	93,394		439,256	1,250,664
<i>Passed through from Dana-Farber Cancer Institute</i>	93,394	1205601	-	6,604
<i>Passed through from H. Lee Moffitt Cancer Center & Research Institute</i>	93,394	110-18729-01-01-SA2	-	17,725
<i>Passed through from Henry Ford Health Systems</i>	93,394	B11172EWING	-	53,716
<i>Passed through from Texas A&M University</i>	93,394	M1900631	-	14,872
<i>Passed through from University of Kansas</i>	93,394	FY2021-062	-	104,812
<i>Passed through from University of Kansas Center For Research</i>	93,394	GR15772	-	92,065
Cancer Treatment Research	93,395		701,728	5,567,850
<i>Passed through from Childrens Hospital of Philadelphia</i>	93,395	AAML1831	-	1,001
<i>Passed through from Childrens Oncology Group</i>	93,395	AALL1731	-	642
<i>Passed through from Childrens Oncology Group</i>	93,395	AALL1732	-	624
<i>Passed through from Childrens Oncology Group</i>	93,395	ACNS1723	-	530
<i>Passed through from Childrens Oncology Group</i>	93,395	ACNS1833	-	530
<i>Passed through from Childrens Oncology Group</i>	93,395	AGCT1531	-	145
<i>Passed through from Childrens National Research Institute</i>	93,395	30004166-03	-	39,586
<i>Passed through from Dana-Farber Cancer Institute</i>	93,395	1289701	-	2,901
<i>Passed through from Eastern Cooperative Oncology Group</i>	93,395	E2906	-	20,575
<i>Passed through from ECOG-ACRIN Cancer Research Group</i>	93,395	EA2174	-	1,105
<i>Passed through from Emory University</i>	93,395	A658957	-	48,047
<i>Passed through from George Washington University</i>	93,395	22-M10	-	745
<i>Passed through from H. Lee Moffitt Cancer Center & Research Institute</i>	93,395	10-21325-99-01-G1	-	91,711
<i>Passed through from H. Lee Moffitt Cancer Center & Research Institute</i>	93,395	TEMP	-	145,841
<i>Passed through from Massachusetts General Hospital</i>	93,395	237062	-	169,313
<i>Passed through from Mayo Clinic</i>	93,395	UFL-288557-02	-	16,944
<i>Passed through from National Marrow Donor Program</i>	93,395	CTN 1501	-	16,852
<i>Passed through from National Surgical Adjuvant Breast and Bowel Project</i>	93,395	NSABP-George-GY8	-	28,403
<i>Passed through from Nemours Children's Hospital</i>	93,395	RSUB1106872	-	21,797
<i>Passed through from NRG Oncology Foundation, Inc.</i>	93,395	NRG Agreements	-	7,240
<i>Passed through from NRG Oncology Foundation, Inc.</i>	93,395	NRG-George-GY9	-	9,953

See accompanying notes to the Schedule of Expenditures of Federal Awards

STATE OF FLORIDA

FISCAL YEAR ENDED JUNE 30, 2022

SCHEDULE OF EXPENDITURES OF FEDERAL AWARDS

FEDERAL AGENCY / FEDERAL PROGRAM TITLE / PASS-THROUGH ENTITY	ASSISTANCE LISTING NUMBER	AWARD NUMBER	AMOUNTS PASSED THROUGH TO SUBRECIPIENTS	FEDERAL EXPENDITURES
Passed through from Ohio State University	93,395	60067875	-	11,935
Passed through from Oregon Health Sciences University	93,395	1013080_UFLORIDA	-	11,184
Passed through from Public Health Institute	93,395	02709-YR3	-	1,216,578
Passed through from Purdue University	93,395	11000609-010	-	59,922
Passed through from University of Cincinnati	93,395	013752-00003	-	14,850
Passed through from University of Oklahoma	93,395	RS20200958-01	-	55,228
Passed through from University of Texas MD Anderson Cancer Center	93,395	3001361995	-	139,185
Passed through from Virginia Commonwealth University	93,395	FP00010896_SA002	-	29,728
Passed through from Virginia Commonwealth University	93,395	FP00010896-SA003	-	65,620
Passed through from Yale University	93,395	GR101958(CON-80001160)	-	63,468
Passed through from Yale University	93,395	GR101959(CON-80001161)	-	199,065
Passed through from Yale University	93,395	GR111100 (CON-80002638)	-	2,386
COVID-19 - Cancer Treatment Research				
Passed through from Leidos, Inc.	93,395	21CTA-DM0031	-	12,101
Passed through from NRG Oncology Foundation, Inc.	93,395	NCICOVID	-	55
Cancer Biology Research			384,057	3,207,877
Passed through from Baylor University College of Medicine	93,396	PO 7000001018	-	23,861
Passed through from Brigham and Women's Hospital	93,396	124693	-	13,376
Passed through from Childrens Hospital of Philadelphia	93,396	3200910821/PO 20320905	-	19,679
Passed through from H. Lee Moffitt Cancer Center & Research Institute	93,396	10-19884-99-01-G1	-	90,935
Passed through from H. Lee Moffitt Cancer Center & Research Institute	93,396	10-21796-99-01-G1	-	21,189
Passed through from Oregon Health Sciences University	93,396	1013080_UFLORIDA	-	5,686
Passed through from Public Health Institute	93,396	02709-YR3	-	575,012
Passed through from Public Health Institute	93,396	AGR DTD 06-14-2021	-	7,415
Passed through from Public Health Institute	93,396	S1826	-	103
Passed through from St. Jude Children's Research Hospital	93,396	11006823L-8080817	-	36,502
Passed through from Texas A&M University Agricultural Experiment Station	93,396	M2101423	-	87,309
Passed through from Texas Tech University Health Sciences Center	93,396	A18-0002-S001	-	19,662
Passed through from Texas Tech University Health Sciences Center	93,396	A22-0004-S001	-	17,236
Passed through from University of California, San Diego	93,396	704912	-	4,513
Passed through from University of California, San Francisco	93,396	8670sc	-	19,663
Passed through from University of Illinois At Chicago	93,396	18704	-	161,345
Passed through from University of Michigan	93,396	SUBK00008447	-	112,728
Passed through from Wake Forest University	93,396	697-100200-116221	-	26,508
Cancer Centers Support Grants	93,397		82,260	879,970
Cancer Research Manpower	93,398		7,767	827,366
Passed through from Nemours Children's Hospital	93,398	RSUB1106872	-	13,772

See accompanying notes to the Schedule of Expenditures of Federal Awards

STATE OF FLORIDA
FISCAL YEAR ENDED JUNE 30, 2022

SCHEDULE OF EXPENDITURES OF FEDERAL AWARDS

FEDERAL AGENCY / FEDERAL PROGRAM TITLE / PASS-THROUGH ENTITY	ASSISTANCE LISTING NUMBER	AWARD NUMBER	AMOUNTS PASSED THROUGH TO SUBRECIPIENTS	FEDERAL EXPENDITURES
NON-ACA/PPHF—Building Capacity of the Public Health System to Improve Population Health through National Nonprofit Organizations	93.424	PI-CD34-OPI / PO4292	-	155,710
<i>Passed through from The Task Force for Global Health</i>	93.433		3,943	279,569
ACL National Institute on Disability, Independent Living, and Rehabilitation Research	93.433	2694-USFBY3/2694-USFBY4	-	44,120
<i>Passed through from Craig Hospital</i>	93.433	1059HCS22	-	7,377
<i>Passed through from Florida Developmental Disabilities Council</i>	93.433	193405401	-	754
<i>Passed through from University of Wisconsin Milwaukee</i>	93.433	194803-2/212688-2	-	314,587
<i>Passed through from Weill Cornell Medical College</i>	93.434		-	239,052
Every Student Succeeds Act/Preschool Development Grants				
Public Health Training Centers Program				
<i>Passed through from Emory University</i>	93.516	T983659	-	31,197
Temporary Assistance for Needy Families	93.558		-	154,535
Child Care and Development Block Grant	93.575		-	1,840,476
<i>Passed through from Heartland Rural Health Network</i>	93.575	AGR DTD 12-15-2021	-	35,658
<i>Passed through from University of Oklahoma</i>	93.575	2022-69	-	28,093
Head Start	93.600		-	4,131
Developmental Disabilities Basic Support and Advocacy Grants				
<i>Passed through from Florida Developmental Disabilities Council</i>	93.630	Contract #1049CC21	-	165,548
<i>Passed through from Florida Developmental Disabilities Council, Inc.</i>	93.630	1051TRS21D	-	45,035
<i>Passed through from Regeneron Pharmaceuticals, Inc.</i>	93.630	HHSO100201700020C	-	65,214
Unaccompanied Alien Children Program				
<i>Passed through from Indiana University</i>	93.676	9253	-	10,468
Mental and Behavioral Health Education and Training Grants	93.732		9,000	894,411
Children's Health Insurance Program	93.767		-	824
Medical Assistance Program	93.778		-	906,489
<i>Passed through from Christopher & Dana Reeve Foundation</i>	93.778	00094826	-	340
Opioid STR	93.788		-	59,173
Organized Approaches to Increase Colorectal Cancer Screening	93.800		-	69,843
Cardiovascular Diseases Research	93.837		842,878	15,730,498
<i>Passed through from Anthem</i>	93.837	BEST-CLI	-	844
<i>Passed through from Brigham and Women's Hospital</i>	93.837	SU01HL123336-05	-	27,314
<i>Passed through from Case Western Reserve University</i>	93.837	RESS15903	-	31,808
<i>Passed through from Cedars-Sinai Medical Center</i>	93.837	0001758267	-	21,495
<i>Passed through from Cedars-Sinai Medical Center</i>	93.837	1585406	-	182,867
<i>Passed through from Cleveland Clinic</i>	93.837	CCF21279014	-	17,695
<i>Passed through from Cleveland Clinic</i>	93.837	CCF21279063	-	1,260
<i>Passed through from Columbia University</i>	93.837	1(GG016816-01)	-	13,865

See accompanying notes to the Schedule of Expenditures of Federal Awards

STATE OF FLORIDA

FISCAL YEAR ENDED JUNE 30, 2022

SCHEDULE OF EXPENDITURES OF FEDERAL AWARDS

FEDERAL AGENCY / FEDERAL PROGRAM TITLE / PASS-THROUGH ENTITY	ASSISTANCE LISTING NUMBER	AWARD NUMBER	AMOUNTS PASSED THROUGH TO SUBRECIPIENTS	FEDERAL EXPENDITURES
<i>Passed through from Convergent Engineering, Inc.</i>	93.837	AGR00021866	-	37,489
<i>Passed through from Cornell University</i>	93.837	220367-5	-	91,659
<i>Passed through from Eastern Virginia Medical School</i>	93.837	S110781-1	-	74,989
<i>Passed through from Geisinger Medical Center</i>	93.837	646027UF	-	626
<i>Passed through from Harvard University</i>	93.837	01062334	35,572	281,240
<i>Passed through from Healthcare</i>	93.837	A032731	-	28,975
<i>Passed through from Labcorp Drug Development</i>	93.837	8455619	-	49,133
<i>Passed through from Medical College of Wisconsin</i>	93.837	AGR00022915	-	29,682
<i>Passed through from Medical University of South Carolina</i>	93.837	A21-0301-S001	-	51,316
<i>Passed through from National Marrow Donor Program</i>	93.837	C10118-Rider #1702	-	40
<i>Passed through from Nemours Children's Clinic</i>	93.837	763735-0-RSUB	-	552
<i>Passed through from Nemours Children's Clinic</i>	93.837	AGR DTD 8-14-2019	-	3,201
<i>Passed through from Northeastern University</i>	93.837	500701-78050	-	42,106
<i>Passed through from Northwestern University</i>	93.837	60045563 UFL	-	2,427
<i>Passed through from Rice University</i>	93.837	R23133	-	96,352
<i>Passed through from Stanford University</i>	93.837	62080373-136859	-	76,209
<i>Passed through from University of Arizona</i>	93.837	5R01HL137282-04 642725	-	138,776
<i>Passed through from University of Louisville Research Foundation</i>	93.837	ULRF 17-0032-03	-	7,035
<i>Passed through from University of Miami</i>	93.837	PO # SPC-001679 OS00000381 5R01HL153467-02	-	8,694
<i>Passed through from University of Notre Dame</i>	93.837	203493UFL	-	58,497
<i>Passed through from University of Vermont</i>	93.837	Subaward No: 31950SUB52358	-	10,794
<i>Passed through from Wake Forest University</i>	93.837	92-101780-117621	-	27,876
<i>Passed through from Yale University</i>	93.837	GR114746(CON-80003326)	-	2,756
COVID-19 - Cardiovascular Diseases Research				
<i>Passed through from Brigham and Women's Hospital</i>	93.837	5U01HL123336-05	-	1,779
COVID-19 - Lung Diseases Research				
<i>Passed through from University of Miami</i>	93.838	COVID-19 - SUB00002443	-	30,303
Lung Diseases Research				
<i>Passed through from University of Miami</i>	93.838	SPC-002110/OS00000876	-	2,011
<i>Passed through from Baystate Medical Center</i>	93.838	18-066	729,300	10,211,300
<i>Passed through from Baystate Medical Center</i>	93.838	20-231	-	6,454
<i>Passed through from Brigham and Women's Hospital</i>	93.838	118345	-	6,127
<i>Passed through from Cincinnati Children's Hospital</i>	93.838	314766	-	24,364
<i>Passed through from Mayo Clinic</i>	93.838	UNI-297785 / PO #68735131	-	32,928
<i>Passed through from Medical College of Wisconsin</i>	93.838	2R01HL122358-06A1	-	147,382
<i>Passed through from Nemours Children's Clinic</i>	93.838	763735-0-RSUB	-	8,808
				44,181

See accompanying notes to the Schedule of Expenditures of Federal Awards

STATE OF FLORIDA

FISCAL YEAR ENDED JUNE 30, 2022

SCHEDULE OF EXPENDITURES OF FEDERAL AWARDS

FEDERAL AGENCY / FEDERAL PROGRAM TITLE / PASS-THROUGH ENTITY	ASSISTANCE LISTING NUMBER	AWARD NUMBER	AMOUNTS PASSED THROUGH TO SUBRECIPIENTS	FEDERAL EXPENDITURES
<i>Passed through from Nemours Children's Clinic</i>	93.838	APR	-	16,526
<i>Passed through from New York University</i>	93.838	AGR DTD 10-30-2020	-	21,761
<i>Passed through from Northwestern University</i>	93.838	60045563 FLO	-	28,409
<i>Passed through from Northwestern University</i>	93.838	60059484 UFL	-	141,341
<i>Passed through from Rutgers State University</i>	93.838	1161	-	410,795
<i>Passed through from UMass Chan Medical School</i>	93.838	SUB00000029 -PO #WA011492	-	74,209
<i>Passed through from University of Alabama Birmingham</i>	93.838	000524452-SC013	-	33,474
<i>Passed through from University of Arizona</i>	93.838	638587	-	17,584
<i>Passed through from University of California, San Francisco</i>	93.838	5425SC	-	1,725
<i>Passed through from University of Colorado</i>	93.838	FY21.240.001 2R01HL136137-05 Project 2- 5-B0821	-	84,991
<i>Passed through from University of Kansas</i>	93.838	FY2019-035	-	8,644
<i>Passed through from University of Miami</i>	93.838	OS00000351 PO# SPC-001610	-	228
<i>Passed through from University of Miami</i>	93.838	1Subk#HOS00000383;SPC- 001627	29,900	123,319
<i>Passed through from University of Miami</i>	93.838	OS00000371 PO# SPC- 001614	-	64,628
<i>Passed through from University of Miami</i>	93.838	PO# SPC-001610	-	40,070
<i>Passed through from University of North Carolina, Chapel Hill</i>	93.838	5122707-HBSFLTAMPA	-	13,743
<i>Passed through from University of Pennsylvania</i>	93.838	577869/ PO 4896790	-	19,647
<i>Passed through from University of Pennsylvania</i>	93.838	578977-PO # 4813614	-	13,945
<i>Passed through from University of Pennsylvania</i>	93.838	Subaward No 570229 / PO 4534224	-	8,905
<i>Passed through from University of Toledo</i>	93.838	F-2021-41	-	177,557
<i>Passed through from Vanderbilt University Medical Center</i>	93.838	VUMC92324	-	135,384
<i>Passed through from Vanderbilt University Medical Center</i>	93.838	VUMC95404	-	5,704
<i>Passed through from Washington University</i>	93.838	VUMC96260	-	31,781
<i>Passed through from Westat, Inc.</i>	93.838	WU-19-104	-	230,006
Blood Diseases and Resources Research	93.838	8038-00-SA003	-	12,792
<i>Passed through from Brigham and Women's Hospital</i>	93.839	119530	69,741	491,710
<i>Passed through from University of Michigan</i>	93.839	PO3005364757 SUBK00010795	-	168,954
<i>Passed through from University of Texas Southwestern Medical Center</i>	93.839	GMO200502 PO 000001994B	-	9,776
Arthritis, Musculoskeletal and Skin Diseases Research	93.846		577,389	129,384
<i>Passed through from Columbia University</i>	93.846	2(GG015725) SAPO#G14932	-	7,472,395
				12,202

See accompanying notes to the Schedule of Expenditures of Federal Awards

STATE OF FLORIDA

FISCAL YEAR ENDED JUNE 30, 2022

SCHEDULE OF EXPENDITURES OF FEDERAL AWARDS

FEDERAL AGENCY / FEDERAL PROGRAM TITLE / PASS-THROUGH ENTITY	ASSISTANCE LISTING NUMBER	AWARD NUMBER	AMOUNTS PASSED THROUGH TO SUBRECIPIENTS	FEDERAL EXPENDITURES
Passed through from Duke University	93.846	2035558	-	116,465
Passed through from Johns Hopkins University	93.846	2004857463	-	5,617
Passed through from Mayo Clinic	93.846	USF-263812; PO#68527070	-	20,444
Passed through from University of Central Arkansas	93.846	R44AR075481	-	31,823
Passed through from University of Cincinnati	93.846	013476-002	-	32,324
Passed through from University of Pennsylvania	93.846	580631	-	34,417
Passed through from University of Utah	93.846	10051357-FIU PO: U000313040	-	15,633
Diabetes, Digestive, and Kidney Diseases Extramural Research	93.847		19,697,499	60,324,410
Passed through from Albert Einstein College of Medicine	93.847	312118 PO888450	-	110
Passed through from Arizona State University	93.847	ASUB00000175	-	1,442
Passed through from Augusta University	93.847	32307-98	-	64,475
Passed through from Augusta University	93.847	33801-1	-	48,270
Passed through from Augusta University	93.847	34874-2	-	43,765
Passed through from Augusta University	93.847	36305-2	-	67,923
Passed through from Augusta University	93.847	37054-1	-	13,650
Passed through from Augusta University	93.847	37054-2	-	31,807
Passed through from Battelle Memorial Institute	93.847	492907	-	209,222
Passed through from Baylor College of Medicine	93.847	7000001215	-	12,656
Passed through from Baylor College of Medicine	93.847	7000001373	-	16,417
Passed through from Baylor College of Medicine	93.847	PO#7000001069	-	89,496
Passed through from Baylor College of Medicine	93.847	PO7000000741	-	1,003,058
Passed through from Baylor University College of Medicine	93.847	44574-A1 / PO # 7000000509	-	12,197
Passed through from Baylor University College of Medicine	93.847	7000001377	-	14,437
Passed through from Brigham and Women's Hospital Research Administration	93.847	TEMP	-	34,575
Passed through from Case Western Reserve University	93.847	RESS16370	-	105,544
Passed through from Case Western Reserve University	93.847	RESS16481	-	3,546
Passed through from Children's Hospital Los Angeles	93.847	000013440-A	-	206,278
Passed through from Cincinnati Children's Hospital Medical Center	93.847	307156/PO#3100676678	-	155,447
Passed through from City of Hope	93.847	612942006834669306	-	130,216
Passed through from Columbia University Irving Medical Center	93.847	2(GG016477-04) SAPO: G163	-	135,925
Passed through from Dana-Farber Cancer Institute	93.847	TEMP	-	23,493
Passed through from Duke University	93.847	A03 4813	-	17,894
Passed through from Emory University	93.847	A552142	-	8,078
Passed through from Firsistring Research	93.847	AGR DTD 4-14-2021	-	364,055
Passed through from Harvard Pilgrim Health Care, Inc.	93.847	AH000751	-	42,303
Passed through from Icahn School of Medicine at Mount Sinai Medical Center	93.847	0255-F641-4609	-	8,893

See accompanying notes to the Schedule of Expenditures of Federal Awards

STATE OF FLORIDA

FISCAL YEAR ENDED JUNE 30, 2022

SCHEDULE OF EXPENDITURES OF FEDERAL AWARDS

FEDERAL AGENCY / FEDERAL PROGRAM TITLE / PASS-THROUGH ENTITY	ASSISTANCE LISTING NUMBER	AWARD NUMBER	AMOUNTS PASSED THROUGH TO SUBRECIPIENTS	FEDERAL EXPENDITURES
<i>Passed through from Kaiser Permanente Center for Health Research</i>	93.847	RNG113409-USFL	-	2,350
<i>Passed through from Lifespan Rhode Island Hospital</i>	93.847	7017137407	-	65,225
<i>Passed through from Medosome Biotech, LLC</i>	93.847	AGR DTD 11-28-2019	-	360
<i>Passed through from Medosome Biotech, LLC</i>	93.847	AGR00022391	-	166,039
<i>Passed through from Nemours Children's Clinic</i>	93.847	RSUB1052286	-	192,119
<i>Passed through from Pennsylvania State University</i>	93.847	UFLADK127384	-	87,566
<i>Passed through from Rise Therapeutics</i>	93.847	AGR00019578	-	98,067
<i>Passed through from The Jackson Laboratory</i>	93.847	210195 PO#212034 215247	-	4,988
<i>Passed through from University of Alabama Birmingham</i>	93.847	000527851-SC002-Mat	-	305,151
<i>Passed through from University of California</i>	93.847	132775068	-	116,055
<i>Passed through from University of California, San Diego</i>	93.847	KR 704664	-	26,978
<i>Passed through from University of Chicago</i>	93.847	AWD068366-01-PR SUB000321	-	164,968
<i>Passed through from University of Colorado</i>	93.847	FY21.818.001	-	324,915
<i>Passed through from University of Colorado Denver</i>	93.847	FY19.818.003	-	105,816
<i>Passed through from University of Georgia</i>	93.847	SUB00002366	-	180,783
<i>Passed through from University of Maryland College Park</i>	93.847	47969-Z0004201	-	43,519
<i>Passed through from University of Miami</i>	93.847	PO-0000325859	-	13
<i>Passed through from University of Minnesota</i>	93.847	P009025202 IR01DK124504-01A1	-	91,351
<i>Passed through from University of Pennsylvania</i>	93.847	582562	-	831,084
<i>Passed through from University of Pittsburgh Medical Center</i>	93.847	AWD00004139 136360-1	-	122,065
<i>Passed through from University of Tennessee</i>	93.847	22-4557-UFL	-	32,723
<i>Passed through from University of Tennessee Health Science Center</i>	93.847	21-0532-FIU 5R01DK107747-05	-	479
<i>Passed through from University of Tennessee Health Science Center</i>	93.847	22-0444-FIU	-	47,539
<i>Passed through from University of Texas</i>	93.847	0013829A	-	896
<i>Passed through from University of Texas MD Anderson Cancer Center</i>	93.847	3001063158	-	5,123
<i>Passed through from University of Virginia</i>	93.847	GB10378 154238 2195309-03	-	136,332
<i>Passed through from Vanderbilt University Medical Center</i>	93.847	VUMC60280	-	189,269
<i>Passed through from Vanderbilt University Medical Center</i>	93.847	VUMC81097	-	192,141
<i>Passed through from Vanderbilt University Medical Center</i>	93.847	VUMC93147	-	35,015
<i>Passed through from WR Biotech, LLC</i>	93.847	IR41 DK1 30764-01A1	-	13,159
<i>Passed through from Zebra Biologics Inc.</i>	93.847	Agreement	-	71,040
COVID-19 - Extramural Research Programs in the Neurosciences and Neurological Disorders				
<i>Passed through from University of Miami</i>	93.853	Subaward No. OS00000847 / PO# SPC-002044 (COVID)	-	32,660
Extramural Research Programs in the Neurosciences and Neurological Disorders	93.853		2,073,827	27,414,197

See accompanying notes to the Schedule of Expenditures of Federal Awards

STATE OF FLORIDA
FISCAL YEAR ENDED JUNE 30, 2022
SCHEDULE OF EXPENDITURES OF FEDERAL AWARDS

FEDERAL AGENCY / FEDERAL PROGRAM TITLE / PASS-THROUGH ENTITY	ASSISTANCE LISTING NUMBER	AWARD NUMBER	AMOUNTS PASSED THROUGH TO SUBRECIPIENTS	FEDERAL EXPENDITURES
<i>Passed through from Albany Medical College</i>	93.853	207-465335-VV2	-	12,810
<i>Passed through from Boston College</i>	93.853	5111761-5	-	42,119
<i>Passed through from Boston University</i>	93.853	TEMP	-	3,444
<i>Passed through from Brown University</i>	93.853	Subaward No. 00001349	-	21,447
<i>Passed through from Cincinnati Children's Hospital Medical Center</i>	93.853	PJ 302177 / PO 3100639080	-	202,922
<i>Passed through from CND Life Sciences</i>	93.853	IR44NSI17214	-	6,343
<i>Passed through from Cornell University</i>	93.853	225831-6	-	313,056
<i>Passed through from Cornell University</i>	93.853	92493-20583	-	46,336
<i>Passed through from Duke University</i>	93.853	A030982	-	43,362
<i>Passed through from Emory University</i>	93.853	A331384	-	5,117
<i>Passed through from Emory University</i>	93.853	A662366	-	162,225
<i>Passed through from H. Lee Moffitt Cancer Center & Research Institute</i>	93.853	TEMP	-	10,971
<i>Passed through from Houston Methodist Research Institute</i>	93.853	AGMT00004186	-	116,099
<i>Passed through from Houston Methodist Research Institute</i>	93.853	AGMT00004425AM2	-	2,984
<i>Passed through from Houston Methodist Research Institute</i>	93.853	AGMT00004431AM2	-	292
<i>Passed through from Huntington Medical Research Institutes</i>	93.853	2755-19-01F	-	249,737
<i>Passed through from Janssen Scientific Affairs, LLC</i>	93.853	39039039ATS3001	-	59,301
<i>Passed through from Massachusetts General Hospital</i>	93.853	Subaward No. 232364	-	191,055
<i>Passed through from Massachusetts General Hospital</i>	93.853	Subaward No. 234362	-	83,164
<i>Passed through from Massachusetts General Hospital</i>	93.853	Subaward No. 240052	-	2,610
<i>Passed through from Mayo Clinic</i>	93.853	SHA-224063	-	33,167
<i>Passed through from Mayo Clinic</i>	93.853	TEMP	-	4,429
<i>Passed through from Mayo Clinic</i>	93.853	UFS-232483	-	5,108
<i>Passed through from Mayo Clinic</i>	93.853	UOF-224063	-	2,709
<i>Passed through from Minnetronix Neuro</i>	93.853	113005	-	97,065
<i>Passed through from NeuroPace, Inc.</i>	93.853	13881	-	98,586
<i>Passed through from Northwestern University</i>	93.853	60054977 UFL	-	22,880
<i>Passed through from Northwestern University</i>	93.853	60054977 UFL-FR	-	7,550
<i>Passed through from Ohio State University</i>	93.853	GR125699 SPC-1000005856	-	3,406
<i>Passed through from Oregon State University</i>	93.853	P0473A-A	-	12,447
<i>Passed through from Rutgers State University</i>	93.853	2028 25086867 IR01NSI22108-01 Q3KCVK559CPI	-	53,414
<i>Passed through from Rutgers State University</i>	93.853	SU01NSI08956-02 Subaward No. 1726 PO 1422033	-	125,644

See accompanying notes to the Schedule of Expenditures of Federal Awards

STATE OF FLORIDA

FISCAL YEAR ENDED JUNE 30, 2022

SCHEDULE OF EXPENDITURES OF FEDERAL AWARDS

FEDERAL AGENCY / FEDERAL PROGRAM TITLE / PASS-THROUGH ENTITY	ASSISTANCE LISTING NUMBER	AWARD NUMBER	AMOUNTS PASSED THROUGH TO SUBRECIPIENTS	FEDERAL EXPENDITURES
Passed through from Rutgers State University	93.853	5U01NS108956-04 Subaward No. 2033 PO 25057625	-	252,456
Passed through from Rutgers State University	93.853	TEMP	-	20,045
Passed through from St. Louis University of Health Sciences and Pharmacy	93.853	TEMP	-	10,246
Passed through from Texas A&M University Agricultural Experiment Station	93.853	M2202597	-	8,687
Passed through from The Jackson Laboratory	93.853	210267-0523-02	-	11,802
Passed through from University of Arizona	93.853	580437	-	40,072
Passed through from University of California, San Diego	93.853	96458900 Invoice S9001827	-	288,320
Passed through from University of California, San Francisco	93.853	12175sc	-	30,954
Passed through from University of California, San Francisco	93.853	12874sc	-	36,751
Passed through from University of California, San Francisco	93.853	12990sc	-	88,186
Passed through from University of Cincinnati	93.853	010785-135112	-	17,333
Passed through from University of Cincinnati	93.853	011337-135112	-	10,044
Passed through from University of Cincinnati	93.853	011337-135828	-	250
Passed through from University of Cincinnati	93.853	012044-135112	-	2,566
Passed through from University of Cincinnati	93.853	012340-135112	-	8
Passed through from University of Cincinnati	93.853	SUB#010785-135828	-	15,146
Passed through from University of Kentucky Research Foundation	93.853	Subaward No. 3200002304-20- 008 / PO Number 7800004983	-	9,503
Passed through from University of Miami	93.853	OS00000484	-	1,998
Passed through from University of Miami	93.853	SUB-OS00000073 / PO-SPC- 001468	-	42,813
Passed through from University of Michigan	93.853	SUBK00012078	-	57,449
Passed through from University of Michigan	93.853	SUBK11051CSPR-002	-	88,698
Passed through from University of Minnesota	93.853	N004631404	-	19,765
Passed through from University of North Carolina, Chapel Hill	93.853	5115325	-	35,697
Passed through from University of North Carolina, Chapel Hill	93.853	Sub Award# 5109957	-	26,622
Passed through from University of Pennsylvania	93.853	PO#: 4765019 Sub #:583135	-	110,805
Passed through from University of Pittsburgh	93.853	AWD00002517 (134723-1)	-	75,586
Passed through from University of Rochester	93.853	417446/URFAO: GR510861	-	11,314
Passed through from University of Rochester	93.853	417447 / URFAO: GR510860	-	42,166
Passed through from University of Rochester	93.853	417448 / URFAO: GR510859	-	210,833
Passed through from University of Rochester	93.853	417449 / URFAO: GR510858	-	10,826
Passed through from University of Rochester	93.853	417582G/UR FAO GR510951	-	103,764
Passed through from University of Utah	93.853	PO#U000296631	-	36,206
Passed through from Weill Cornell Medical College	93.853	Subaward No. 212182	73,707	103,218
Passed through from Yale University	93.853	CON-80003241 (GR114328)	-	44,952

See accompanying notes to the Schedule of Expenditures of Federal Awards

STATE OF FLORIDA

FISCAL YEAR ENDED JUNE 30, 2022

SCHEDULE OF EXPENDITURES OF FEDERAL AWARDS

FEDERAL AGENCY / FEDERAL PROGRAM TITLE / PASS-THROUGH ENTITY	ASSISTANCE LISTING NUMBER	AWARD NUMBER	AMOUNTS PASSED THROUGH TO SUBRECIPIENTS	FEDERAL EXPENDITURES
Allergy and Infectious Diseases Research	93.855		5,771,154	38,629,428
Passed through from Aerosol Dynamics, Inc.	93.855	5799	-	26,401
Passed through from Akomi Biosystems	93.855	R43A1162346	-	4,394
Passed through from Albert Einstein College of Medicine	93.855	311324	-	12,535
Passed through from Ann & Robert H. Lurie Children's Hospital of Chicago	93.855	901635-USF	-	106,012
Passed through from Arrevis, Inc.	93.855	AGR00018331	-	28,808
Passed through from Baylor College of Medicine	93.855	PO # 7000001393	-	19,325
Passed through from Boston University	93.855	4500002466	-	28,038
Passed through from Brigham and Women's Hospital Research Administration	93.855	123814	-	3,503
Passed through from Case Western Reserve University	93.855	RESS15475	-	18,553
Passed through from Centro de Investigacion Cientifica Caucasco LTDA	93.855	CICC-514-21	-	9,008
Passed through from Centro de Investigacion Cientifica Caucasco LTDA	93.855	Subaward No. CICC-514-21 Amendment 2	-	22,104
Passed through from Dana-Farber Cancer Institute	93.855	1282101	-	5,734
Passed through from Dartmouth College	93.855	R1577	-	1,789
Passed through from Duke University	93.855	A034260, SPS-261113	-	6,349
Passed through from Emory University	93.855	A451359	-	15,590
Passed through from Emory University	93.855	A485404	-	124,202
Passed through from Emory University	93.855	A538849	-	119,486
Passed through from Emory University	93.855	A548348	-	63,828
Passed through from Emory University	93.855	PO#A261455	-	766
Passed through from Fred Hutchinson Cancer Research Center	93.855	0001062468	-	175,036
Passed through from Fred Hutchinson Cancer Research Center	93.855	0001068351	-	104,707
Passed through from Fred Hutchinson Cancer Research Center	93.855	0001069996	-	51,030
Passed through from Fred Hutchinson Cancer Research Center	93.855	0001078684	-	66,055
Passed through from Gladstone Institutes	93.855	TEMP	-	43,919
Passed through from Hackensack Meridian Health Center for Discovery and Innovation	93.855	PO No. 0000276614	-	40,241
Passed through from Institute for Clinical Research, Inc.	93.855	M22-TA-032-0907-3	-	3,728
Passed through from Johns Hopkins Bloomberg School of Public Health	93.855	2005141610	-	11,438
Passed through from Johns Hopkins University	93.855	2003379421	-	24,528
Passed through from Johns Hopkins University	93.855	2004808399	-	7,270
Passed through from Louisiana State University	93.855	PO-0000128682	-	3,377
Passed through from Magee-Womens Research Institute & Foundation	93.855	9729	-	51,632
Passed through from Magee-Womens Research Institute & Foundation	93.855	9740	-	16,568
Passed through from Magee-Womens Research Institute & Foundation	93.855	9751	-	53,520
Passed through from Mayo Clinic	93.855	NAT255607	-	152
Passed through from Medical College of Wisconsin	93.855	TEMP	-	36,183

See accompanying notes to the Schedule of Expenditures of Federal Awards

STATE OF FLORIDA

FISCAL YEAR ENDED JUNE 30, 2022

SCHEDULE OF EXPENDITURES OF FEDERAL AWARDS

FEDERAL AGENCY / FEDERAL PROGRAM TITLE / PASS-THROUGH ENTITY	ASSISTANCE LISTING NUMBER	AWARD NUMBER	AMOUNTS PASSED THROUGH TO SUBRECIPIENTS	FEDERAL EXPENDITURES
Passed through from Medical University of South Carolina	93.855	A00-3227-S001 PO#445212	-	134,093
Passed through from Medical University of South Carolina	93.855	A19-0039-S001	-	11,662
Passed through from Meso Scale Diagnostics, LLC.	93.855	AGR00002175	-	1,792
Passed through from Northwestern University	93.855	60060715 UF	-	27,123
Passed through from Northwestern University	93.855	60061554 UFL	-	56,900
Passed through from Northwestern University	93.855	SP0056474-60054823FSU	-	10,152
Passed through from Old Dominion University	93.855	18-122-100684-010	-	45,398
Passed through from Pennsylvania State University	93.855	5778-UF--DHHS-6664	-	57,570
Passed through from PPD Development, LLC	93.855	ACTIV- 2/A5401_USA_Wang_Wo	-	1,260
Passed through from PPD Investigator Services LLC	93.855	AGR DTD 09-23-2021	-	5,857
Passed through from Purdue University	93.855	11001176-033	-	12,444
Passed through from Purdue University	93.855	IR21AI142651-01AI	-	22,326
Passed through from Rise Therapeutics	93.855	AGR DTD 03-15-2021	-	61,423
Passed through from Rise Therapeutics	93.855	AGR00013814	-	2,107
Passed through from Seattle Childrens Hospital	93.855	12863SUB	-	71,159
Passed through from Southern Methodist University	93.855	G001778-7500	-	28,073
Passed through from State University of New at York Buffalo	93.855	R1208536	-	573,552
Passed through from Thomas Jefferson University	93.855	IR21AI154772-01AI 080- 19000-S4320 I PO 2000136602	-	3,000
Passed through from Thomas Jefferson University	93.855	TEMP	-	116,743
Passed through from University of Alabama Birmingham	93.855	000527859-SC003	-	5,760
Passed through from University of Alabama, Birmingham	93.855	000522211-018	-	1,077
Passed through from University of Alberta	93.855	n RES0046245_S001	-	108,805
Passed through from University of California, Berkeley	93.855	PO# BB00897746	-	68,295
Passed through from University of California, Los Angeles	93.855	1560 B YB18	-	41,766
Passed through from University of California, Los Angeles	93.855	1560 G WB319	-	2,932
Passed through from University of California, Los Angeles	93.855	1560 G ZA239	-	18,286
Passed through from University of California, Riverside	93.855	S-001411	-	278,490
Passed through from University of California, San Francisco	93.855	11761sc	-	2,934
Passed through from University of California, San Francisco	93.855	11780sc	-	43,368
Passed through from University of Cincinnati	93.855	013055-002 PO L21- 4500118510	-	85,689
Passed through from University of Colorado Anschutz Medical	93.855	TEMP	-	7,143
Passed through from University of Idaho	93.855	CB2558-SB-897825	-	16,811
Passed through from University of Iowa	93.855	S02384-01	-	43,549
Passed through from University of Maryland Baltimore	93.855	3000925 Request: 3703	-	110,876

See accompanying notes to the Schedule of Expenditures of Federal Awards

STATE OF FLORIDA

FISCAL YEAR ENDED JUNE 30, 2022

SCHEDULE OF EXPENDITURES OF FEDERAL AWARDS

FEDERAL AGENCY / FEDERAL PROGRAM TITLE / PASS-THROUGH ENTITY	ASSISTANCE LISTING NUMBER	AWARD NUMBER	AMOUNTS PASSED THROUGH TO SUBRECIPIENTS	FEDERAL EXPENDITURES
<i>Passed through from University of Maryland College Park</i>	93.855	PO# 1000003641	-	324,322
<i>Passed through from University of Massachusetts</i>	93.855	20-0010343 B00	-	20,292
<i>Passed through from University of Miami</i>	93.855	SPC-001385	-	26
<i>Passed through from University of Michigan</i>	93.855	3004305345/PO 3005758737	-	39,934
<i>Passed through from University of Minnesota</i>	93.855	H004942301	-	3,846
<i>Passed through from University of North Carolina</i>	93.855	5110911	-	93,804
<i>Passed through from University of North Carolina</i>	93.855	5122620	-	27,792
<i>Passed through from University of North Carolina, Chapel Hill</i>	93.855	5119553	-	20,806
<i>Passed through from University of Pennsylvania</i>	93.855	568708 / PO # 4546887	-	32,007
<i>Passed through from University of Pennsylvania</i>	93.855	576610	-	223,004
<i>Passed through from University of Pennsylvania</i>	93.855	579309 / PO# 4640416 (Previously PO #4471842)	-	18,369
<i>Passed through from University of Rhode Island</i>	93.855	0007489/10102018	-	21,147
<i>Passed through from University of Sciences, Techniques and Technologies of Bamako, Mali</i>	93.855	USTTB-USF-3U19A1129387	-	36,876
<i>Passed through from University of South Carolina</i>	93.855	22-4630 PO 2000060833	-	63,349
<i>Passed through from University of South Carolina</i>	93.855	PO No. 2000044364	-	5,746
<i>Passed through from University of Tennessee</i>	93.855	9500107878	-	9,184
<i>Passed through from University of Toledo</i>	93.855	F201833	-	5,884
<i>Passed through from University of Utah</i>	93.855	1004781-02	-	133,408
<i>Passed through from University of Virginia</i>	93.855	GB10868.P0#2303138	-	13,027
<i>Passed through from University of Virginia</i>	93.855	GB10954.169270	-	11,002
<i>Passed through from University of Washington</i>	93.855	UWSC1160 BPO 40200	-	135,927
<i>Passed through from University of Washington</i>	93.855	UWSC12330	-	71,121
<i>Passed through from University of Wisconsin-Madison</i>	93.855	885K846	-	58,874
<i>Passed through from Vanderbilt University Medical Center</i>	93.855	VUMC85033	-	35,817
<i>Passed through from Virginia Polytechnic Institute and State University</i>	93.855	412702-19300	-	4,257
<i>Passed through from Washington State University</i>	93.855	132692-SPC001238 (G003841)	-	23,094
<i>Passed through from Washington University, St. Louis</i>	93.855	WU-18-319-MOD-4	-	289,444
COVID-19 - Allergy and Infectious Diseases Research	93.855	COVID-19 - R01A1158868	-	261,965
	93.855	COVID-19 - SUB00002464	-	334,898
	93.855	COVID-19 - U54A1142766	-	385,764
<i>Passed through from Benaroya Research Institute at Virginia Mason Research Center</i>	93.855	FY21HTN453	-	320,720
<i>Passed through from Fred Hutchinson Cancer Research Center</i>	93.855	0001041998	-	1,536,904
<i>Passed through from Institute for Clinical Research, Inc.</i>	93.855	M22-TA-032-0907-3	-	124,379
<i>Passed through from PPD Investigator Services LLC</i>	93.855	ACTIV-2/A540_BMS-986414 ^a	-	4,884
<i>Passed through from PPD Investigator Services, LLC</i>	93.855	HHSN272201700078C	-	5,872

See accompanying notes to the Schedule of Expenditures of Federal Awards

STATE OF FLORIDA

FISCAL YEAR ENDED JUNE 30, 2022

SCHEDULE OF EXPENDITURES OF FEDERAL AWARDS

FEDERAL AGENCY / FEDERAL PROGRAM TITLE / PASS-THROUGH ENTITY	ASSISTANCE LISTING NUMBER	AWARD NUMBER	AMOUNTS PASSED THROUGH TO SUBRECIPIENTS	FEDERAL EXPENDITURES
Biomedical Research and Research Training	93.859		1,989,250	33,132,390
Passed through from Arizona State University	93.859	ASUB00000422	-	64,347
Passed through from Duke University	93.859	A033239	-	51,397
Passed through from Icahn School of Medicine at Mount Sinai	93.859	0255-D881-4609	-	42,074
Passed through from Johns Hopkins University	93.859	2005284759	-	27,072
Passed through from Medical College of Wisconsin	93.859	5R01GM097381-08	-	54,051
Passed through from Michigan Technological University	93.859	Subaward No. 1806058Z1	-	37,292
Passed through from Morehouse School of Medicine	93.859	U01UFL003	-	39,263
Passed through from Oragenics Inc.	93.859	AGM-1230	-	27,395
Passed through from Princeton University	93.859	SUB0000227	-	62,867
Passed through from Purdue University	93.859	11000701-006	-	74,748
Passed through from Purdue University	93.859	11004011-055	-	828
Passed through from San Diego Biomedical Research Institute	93.859	333021-212-415	-	173,418
Passed through from San Diego State University Foundation	93.859	R01GM110588	-	9,298
Passed through from Sentinomed Inc.	93.859	Sentinomed 20-0922 Fentanyl- FIU Sentinomed Agreement	-	3
Passed through from Stony Brook University	93.859	82511	-	143,540
Passed through from The Scripps Research Institute	93.859	5-54650	-	48,642
Passed through from University of Alabama	93.859	A21-0523-S001	-	17,362
Passed through from University of Colorado Anschutz Medical	93.859	FY17.521.001	-	4,222
Passed through from University of Connecticut	93.859	UCHC7-138481663	-	112,886
Passed through from University of Georgia	93.859	'SUB00001324	-	135,498
Passed through from University of Minnesota	93.859	P008520801	-	6,796
Passed through from University of Missouri	93.859	C00063620-1	-	46,493
Passed through from University of North Carolina, Chapel Hill	93.859	5110464	-	17,520
Passed through from University of Oklahoma	93.859	RS20171097-01	-	11,249
Passed through from University of Pennsylvania	93.859	PO # 4825089	-	223,908
Passed through from University of Pittsburgh	93.859	AWD00000238(136372-2)	-	139,986
Passed through from University of Southern California	93.859	TEMP	-	11,644
Passed through from University of Virginia	93.859	TEMP	-	13,592
Passed through from University of Washington	93.859	Subaward No. UWSCI3059; BPO No. 62696	-	25,175
Passed through from University of Washington	93.859	UWSC 9046 BPO15358	-	56,606
Passed through from VicoLine Medical, LLC	93.859	IR43GM144020-01	-	13,710
Child Health and Human Development Extramural Research	93.865		5,652,715	18,415,352
Passed through from AbleLink Technologies	93.865	AGR DTD 07-20-2020	179,342	323,015
Passed through from Colorado State University	93.865	G-92849-04	-	89,384

See accompanying notes to the Schedule of Expenditures of Federal Awards

STATE OF FLORIDA

FISCAL YEAR ENDED JUNE 30, 2022

SCHEDULE OF EXPENDITURES OF FEDERAL AWARDS

FEDERAL AGENCY / FEDERAL PROGRAM TITLE / PASS-THROUGH ENTITY	ASSISTANCE LISTING NUMBER	AWARD NUMBER	AMOUNTS PASSED THROUGH TO SUBRECIPIENTS	FEDERAL EXPENDITURES
Passed through from Cornell University	93.865	204412 Prime IR01HD091935 PI:Daniel Fitzgerald	-	26,627
Passed through from Cradle Genomics	93.865	2R44HD092205-02-USF	-	7,080
Passed through from Duke University	93.865	218637	-	10,000
Passed through from Georgia State University	93.865	SP00013775-01	-	3,151
Passed through from Harvard University	93.865	114205-1523-5111098	-	442
Passed through from Harvard University	93.865	114205-1524-5096825	-	33,544
Passed through from Harvard University	93.865	117267-0223-5119036	-	96,630
Passed through from Harvard University	93.865	117267-0224-5119038	-	306,089
Passed through from Harvard University	93.865	117270-5112893	-	22,877
Passed through from Indiana University	93.865	IN4079141USF	-	20
Passed through from Medosome Biotech, LLC	93.865	2R42HD089804-04	-	137,972
Passed through from Medosome Biotech, LLC	93.865	AGR00018382	-	166,746
Passed through from Northwestern University	93.865	60055120 UF	-	12,273
Passed through from Tufts Medical Center	93.865	PO# 1658485	-	101,442
Passed through from University of Alabama, Birmingham	93.865	000504713-SC009-Kri	-	9,343
Passed through from University of Illinois At Chicago	93.865	16792-04	-	9,955
Passed through from University of Kentucky	93.865	Delisle 3200002431-19-234	-	32,707
Passed through from University of Maryland, Baltimore	93.865	Subaward #F218822-2 PO#SR00005621	-	17,954
Passed through from University of North Carolina, Chapel Hill	93.865	5117438	-	227
Passed through from University of North Carolina, Chapel Hill	93.865	5117563	-	7,719
Passed through from University of North Carolina, Chapel Hill	93.865	5117567	-	22,951
Passed through from University of North Carolina, Chapel Hill	93.865	5117866	-	21,713
Passed through from University of North Carolina, Chapel Hill	93.865	5121911	-	240,685
Passed through from University of Pittsburgh	93.865	AWD000001006 (133613-13)	-	1,743
Passed through from University of Texas Medical Branch	93.865	UOSPC-0000001819	-	37,983
Passed through from University of Texas Medical Branch	93.865	UOSPC-0000001891	-	146,720
Passed through from University of Washington, Seattle	93.865	UWSC10632	-	20
Passed through from University of Wisconsin-Madison	93.865	0000001141	-	13,246
Passed through from Vanderbilt University	93.865	UNIV59807	-	13,614
Passed through from Virginia Commonwealth University	93.865	FP00007120_SA001	-	91,304
Passed through from Washington State University	93.865	128971 G003933	-	40,807
Passed through from Wayne State University	93.865	WSU21016	-	3,082
Passed through from Westat, Inc.	93.865	6579-S13	-	48,680
Aging Research	93.866		7,718,638	49,945,329
Passed through from ASTER Labs, Inc.	93.866	AGR DTD 2-26-2018	-	71,654

See accompanying notes to the Schedule of Expenditures of Federal Awards

STATE OF FLORIDA

FISCAL YEAR ENDED JUNE 30, 2022

SCHEDULE OF EXPENDITURES OF FEDERAL AWARDS

FEDERAL AGENCY / FEDERAL PROGRAM TITLE / PASS-THROUGH ENTITY	ASSISTANCE LISTING NUMBER	AWARD NUMBER	AMOUNTS PASSED THROUGH TO SUBRECIPIENTS	FEDERAL EXPENDITURES
<i>Passed through from ASTER Labs, Inc.</i>	93.866	AL2INHCONTRACTPHI-01	-	58,276
<i>Passed through from Board of Trustees Southern Illinois, The</i>	93.866	520483	-	23,666
<i>Passed through from Brigham and Women's Hospital Research Administration</i>	93.866	Subaward # 123216	-	40,913
<i>Passed through from California Pacific Medical Center</i>	93.866	280201015-S21928000006050	-	36,046
<i>Passed through from California Pacific Medical Center</i>	93.866	280201018 S 218	-	89,045
<i>Passed through from Cedars-Sinai Medical Center</i>	93.866	1932384	-	58,898
<i>Passed through from Columbia University</i>	93.866	7(GG013391-01) SAPOGI5076	-	63
<i>Passed through from Cornell University</i>	93.866	205238	-	12,277
<i>Passed through from Duke University</i>	93.866	303000431	-	382
<i>Passed through from Duke University</i>	93.866	A032814	-	37,441
<i>Passed through from Duke University</i>	93.866	A03-3157	-	16,168
<i>Passed through from Duke University</i>	93.866	A03-3867	-	6,290
<i>Passed through from Epigen Bioscience</i>	93.866	2R44AG043243-04	-	133,915
<i>Passed through from Georgetown University Medical Center</i>	93.866	424371_GR424282-USF	-	30,118
<i>Passed through from Hebrew Rehabilitation Center, Boston</i>	93.866	90104	-	94,723
<i>Passed through from Hesperos, Inc</i>	93.866	R44AG059511	-	459,541
<i>Passed through from Hesperos, Inc</i>	93.866	Task Order No. 10	-	22,611
<i>Passed through from Johns Hopkins University</i>	93.866	2003458043	-	68,177
<i>Passed through from Johns Hopkins University</i>	93.866	2003994864	-	37,089
<i>Passed through from Mayo Clinic</i>	93.866	TEMP	-	35,636
<i>Passed through from Mayo Clinic</i>	93.866	UNI-244756	-	44,637
<i>Passed through from Mayo Clinic</i>	93.866	UOF-273172	-	473,930
<i>Passed through from Michigan State University</i>	93.866	RC108278USF	-	41,301
<i>Passed through from NorthShore University Health System</i>	93.866	IR01AG063175	-	171,841
<i>Passed through from Northwestern University</i>	93.866	60050890 UFL	-	15,023
<i>Passed through from OsteoDx</i>	93.866	AGR00022535	-	428
<i>Passed through from Pennsylvania State University</i>	93.866	S002197-DHHS	-	11,040
<i>Passed through from Rensselaer Polytechnic Institute</i>	93.866	P0283131	-	15,940
<i>Passed through from Rutgers State University</i>	93.866	Subaward 2152 IR01AG073779-01 PO 25094870	-	6,001
<i>Passed through from Sanford-Burnham Medical Research Institute</i>	93.866	60835-13179-USF	-	128,804
<i>Passed through from St. Joseph's Hospital and Medical Center</i>	93.866	1033112 UFL	-	51,466
<i>Passed through from Syracuse University</i>	93.866	30917-05467-S20	-	19,917
<i>Passed through from Syracuse University</i>	93.866	f30917-05467-S14	-	65,115
<i>Passed through from The University of Wisconsin-Madison</i>	93.866	0000001181	-	96,263
<i>Passed through from Tufts Medical Center</i>	93.866	103998-00001/PO#EP0211050	-	31,896

See accompanying notes to the Schedule of Expenditures of Federal Awards

STATE OF FLORIDA
FISCAL YEAR ENDED JUNE 30, 2022
SCHEDULE OF EXPENDITURES OF FEDERAL AWARDS

FEDERAL AGENCY / FEDERAL PROGRAM TITLE / PASS-THROUGH ENTITY	ASSISTANCE LISTING NUMBER	AWARD NUMBER	AMOUNTS PASSED THROUGH TO SUBRECIPIENTS	FEDERAL EXPENDITURES
<i>Passed through from University of Alabama, Birmingham</i>	93.866	000522731-SC003	-	24,440
<i>Passed through from University of Arizona</i>	93.866	648884 3U01AG066623- 03S1	-	14,719
<i>Passed through from University of California, Los Angeles</i>	93.866	2000 G ZD561	-	2,440
<i>Passed through from University of California, San Diego</i>	93.866	5R01AG061146-02	-	16,790
<i>Passed through from University of California, San Francisco</i>	93.866	13088sc	-	17,570
<i>Passed through from University of Iowa</i>	93.866	S01053-01	-	112,980
<i>Passed through from University of Iowa</i>	93.866	S01784-01	-	25,729
<i>Passed through from University of Kansas</i>	93.866	FY2019-087	-	32,709
<i>Passed through from University of Kentucky</i>	93.866	PO 7800005125	-	276,082
<i>Passed through from University of Kentucky Research Foundation</i>	93.866	3200004134-21-339	-	8,024
<i>Passed through from University of Louisville Research Foundation</i>	93.866	ULRF 18-0817-01	-	559,009
<i>Passed through from University of Miami</i>	93.866	OS00000228 P.O. No. SPC- 001405	-	33,445
<i>Passed through from University of Miami</i>	93.866	Subaward No. OS00000656 / PO# SPC-002571	-	27,696
<i>Passed through from University of Minnesota</i>	93.866	H008512402	-	229
<i>Passed through from University of Missouri</i>	93.866	C00070860-1	-	7,446
<i>Passed through from University of New Mexico</i>	93.866	3RMC9 IR01AG070776- 01A1	-	8,575
<i>Passed through from University of Pennsylvania</i>	93.866	578076/PO 4693644	-	15,050
<i>Passed through from University of Southern California</i>	93.866	107902018/SCON-00000159	-	143,603
<i>Passed through from University of Southern California</i>	93.866	124184474	-	16,876
<i>Passed through from University of Southern California</i>	93.866	124559130	-	12,188
<i>Passed through from University of Southern California</i>	93.866	129202992	-	80,697
<i>Passed through from University of Southern California</i>	93.866	IR01AG063689-01	-	67,912
<i>Passed through from University of Southern California</i>	93.866	79634917 / PO 50834424	-	70,417
<i>Passed through from University of Tennessee</i>	93.866	22-2554-UFL	-	25,846
<i>Passed through from University of Washington</i>	93.866	UWSC10922/ BPO38452	-	6,743
<i>Passed through from University of Washington</i>	93.866	UWSC12964	-	26,877
<i>Passed through from University of Wisconsin-Madison</i>	93.866	000000097/0000000780	-	57,123
<i>Passed through from Virginia Commonwealth University</i>	93.866	FP00014234_SA001	-	71,129
<i>Passed through from Wake Forest University</i>	93.866	33664-1000336752	-	73,731
<i>Passed through from Wake Forest University</i>	93.866	84-101720-117741	5,680	5,680
<i>Passed through from Washington State University</i>	93.866	Subaward No: 138939 SPC003878	-	644
<i>Passed through from Weill Cornell Medical College</i>	93.866	184139/192217	-	2,917
<i>Passed through from Weill Cornell Medical College</i>	93.866	194746	-	16,272

See accompanying notes to the Schedule of Expenditures of Federal Awards

STATE OF FLORIDA
FISCAL YEAR ENDED JUNE 30, 2022

SCHEDULE OF EXPENDITURES OF FEDERAL AWARDS

FEDERAL AGENCY / FEDERAL PROGRAM TITLE / PASS-THROUGH ENTITY	ASSISTANCE LISTING NUMBER	AWARD NUMBER	AMOUNTS PASSED THROUGH TO SUBRECIPIENTS	FEDERAL EXPENDITURES
<i>Passed through from Weill Cornell Medical College</i>				
COVID-19 - Aging Research	93.866	213780	-	29,374
	93.866	COVID-19 - IR01AG054077-01	58,090	196,892
	93.866	COVID-19 - IR01AG060581-02	119,155	264,934
Vision Research	93.867		798,520	6,200,947
<i>Passed through from Medical College of Wisconsin</i>	93.867	AGR DTD 10-19-2020	-	40,215
<i>Passed through from Michigan State University</i>	93.867	RC107343UFL	-	64,439
<i>Passed through from Michigan State University</i>	93.867	RC108391UF	-	36,444
<i>Passed through from Pennsylvania State University</i>	93.867	UFLEY023533	-	343
<i>Passed through from Thomas Jefferson University</i>	93.867	2 R01 EY026478-05 (PO 2000109808)	-	186,871
<i>Passed through from University of Alabama Birmingham</i>	93.867	000519462-001	-	38,078
<i>Passed through from University of Miami</i>	93.867	SPC-001108	-	90,620
<i>Passed through from University of Oklahoma</i>	93.867	RS20192418-01	-	1,575
<i>Passed through from University of Oklahoma</i>	93.867	RS20201603	-	4,200
<i>Passed through from University of Pennsylvania</i>	93.867	PO#4567149 Fund 570193	-	18,063
<i>Passed through from University of Texas, San Antonio</i>	93.867	1000002948	-	10,690
<i>Passed through from Vanderbilt University</i>	93.867	Subaward No: UNIV60318	-	6,238
Maternal, Infant and Early Childhood Home Visiting Grant				
<i>Passed through from Healthy Start of North Central Florida</i>	93.870	MIECHV-UJ-2021	-	127,988
<i>Passed through from Johns Hopkins University</i>	93.870	Prime: UDSMC30792 Subaward No. 2004328592	-	7,107
Medical Library Assistance				
<i>Passed through from Medical University of South Carolina</i>	93.879	A21-0296-S001	49,885	217,130
<i>Passed through from University of Minnesota</i>	93.879	P007563201	-	11,997
<i>Passed through from University of North Carolina, Chapel Hill</i>	93.879	5121049	-	63,297
<i>Passed through from University of Pennsylvania</i>	93.879	PO#4634217- sub-572769	-	30,578
<i>Passed through from University of Texas, Houston</i>	93.879	SA0002143	-	4,631
Grants for Primary Care Training and Enhancement				
<i>Passed through from Tallahassee Memorial Health Care</i>	93.884	None	-	50,135
Family and Community Violence Prevention Program				
<i>Passed through from Gang Alternative Inc</i>	93.910	Prime: IYEPMP170095-01-00	-	3,285
Rural Health Care Services Outreach, Rural Health Network Development and Small Health Care Provider Quality Improvement				
<i>Passed through from University of Vermont</i>	93.912	34605SUB00000304	-	40,545
HIV Care Formula Grants				
<i>Passed through from Disadvantaged Backgrounds</i>	93.917		-	20,000
Scholarships for Health Professions Students from Disadvantaged Backgrounds				
	93.925		-	802,040

See accompanying notes to the Schedule of Expenditures of Federal Awards

STATE OF FLORIDA

FISCAL YEAR ENDED JUNE 30, 2022

SCHEDULE OF EXPENDITURES OF FEDERAL AWARDS

FEDERAL AGENCY / FEDERAL PROGRAM TITLE / PASS-THROUGH ENTITY	ASSISTANCE LISTING NUMBER	AWARD NUMBER	AMOUNTS PASSED THROUGH TO SUBRECIPIENTS	FEDERAL EXPENDITURES
HIV Prevention Activities Non-Governmental Organization Based <i>Passed through from Childrens Hospital of Philadelphia</i>	93,939	GRT-00000931/PO# 20249295	-	30,940
HIV Prevention Activities Health Department Based <i>Passed through from RTI International</i>	93,940	1-312-0217679-66091L	-	12,232
HIV Demonstration, Research, Public and Professional Education Projects <i>Passed through from University of North Carolina, Chapel Hill</i>	93,941	5122666	-	44,844
Assistance Programs for Chronic Disease Prevention and Control <i>Passed through from Tulane University</i>	93,945	TUL-HSC-558493-20/21	-	231,519
Block Grants for Community Mental Health Services PPHF Geriatric Education Centers <i>Passed through from Nova South Eastern University</i>	93,958		-	10,682
	93,969	331660		38,307
	93,969	Subaward No. 331660		3
Mental Health Disaster Assistance and Emergency Mental Health International Research and Research Training <i>Passed through from Nova South Eastern University</i>	93,982		-	13,786
	93,989	SUB# 2005239893	254,989	308,027
Maternal and Child Health Services Block Grant to the States <i>Passed through from Johns Hopkins University</i>	93,994		-	652,783
	93,994	21-22-NC-S0091200-UF	-	40,480
	93,994	5H30MC24046-10-00	-	766,209
	93,994	MC-0-293	-	8,838
	93,994	000532208-SC007	-	12,025
	93,994	1R01CA207689-01A1	-	52,608
	93,994	75A50120C00174	-	43,406
	93,994	75D30120P08536	-	31,952
	93,994	2025201	-	311,236
	93,994	GRT-00000428/20188845	-	89,240
	93,994	20CTA-DM0023	-	5,194
	93,994	ACTIV-	-	85,560
	93,994	2/A5401_USA_Wang_Wo	-	1,308,973
	93,994	ACTIV-2/A5401	-	12,858
	93,994	840008	-	99,609
	93,994	AGR DTD 02-17-2021	-	1,399
	93,994	+R01CA260239	-	78,927
	93,994	19IPA1905303	-	391,617
	93,994	1OT20D026582	37,721	43,018
	93,994	1R01CA207689-01A1	-	218,058
	93,994	200-2011-41272	-	32,419
	93,994	20IPA2008335DPG	-	49,257
	93,994		-	38,205

See accompanying notes to the Schedule of Expenditures of Federal Awards

STATE OF FLORIDA

FISCAL YEAR ENDED JUNE 30, 2022

SCHEDULE OF EXPENDITURES OF FEDERAL AWARDS

FEDERAL AGENCY / FEDERAL PROGRAM TITLE / PASS-THROUGH ENTITY	ASSISTANCE LISTING NUMBER	AWARD NUMBER	AMOUNTS PASSED THROUGH TO SUBRECIPIENTS	FEDERAL EXPENDITURES
Other Federal Awards	93.RD	21IPA2111289	-	19,110
	93.RD	22IPA2213383	-	14,848
	93.RD	75D30119P04741	-	12,044
	93.RD	75D30120C08305	130,177	237,804
	93.RD	75F40119C10154	81,010	315,437
	93.RD	75N91021P00839	-	10,451
	93.RD	75N92E22P00213	-	17,064
	93.RD	7R01EB027698-02	-	424,226
	93.RD	9278082	-	3,497
	93.RD	B7EAE3	-	3,302
	93.RD	B92C0A	-	209
	93.RD	B93B3D	-	62,751
	93.RD	CAN 0-8032435	-	37,189
	93.RD	CODRU	20,000	153,696
	93.RD	Contract No. 75D30121C10566 / Project No. 000HCCLG-2021-53279	-	142,119
	93.RD	F30CA221345	-	29,526
	93.RD	F30CA232641	-	47,040
	93.RD	F30CA260911	-	39,294
	93.RD	F32CA257098	-	1,883
	93.RD	HHSF223201810083C	-	7,625
	93.RD	HHSN263201800546P	-	4,377
	93.RD	K01AA029042	-	122,700
	93.RD	K01AG061239	-	81,530
	93.RD	K01AI166096	-	57,116
	93.RD	K07AG073468	-	98,514
	93.RD	K08AG071983	-	142,692
	93.RD	K22AI148597	-	138,188
	93.RD	K23AG073575	-	144,751
	93.RD	K99AA029732	-	18,130
	93.RD	KL2TR001429	-	632,864
	93.RD	MED198	-	86,157
	93.RD	MED209	-	45,749
	93.RD	ORWH Prize	-	401
	93.RD	OT2OD023854	345,247	486,562
	93.RD	P01CA214091	-	309,460
	93.RD	PO 000001691	-	53,196

See accompanying notes to the Schedule of Expenditures of Federal Awards

STATE OF FLORIDA
FISCAL YEAR ENDED JUNE 30, 2022
SCHEDULE OF EXPENDITURES OF FEDERAL AWARDS

FEDERAL AGENCY / FEDERAL PROGRAM TITLE / PASS-THROUGH ENTITY	ASSISTANCE LISTING NUMBER	AWARD NUMBER	AMOUNTS PASSED THROUGH TO SUBRECIPIENTS	FEDERAL EXPENDITURES
Other Federal Awards				
	93.RD	PO No P000005569	-	99,880
	93.RD	R000002631	-	91,997
	93.RD	R01AG070849	5,688	203,482
	93.RD	R01CA132946	70,125	305,006
	93.RD	R01CA172310	-	28,675
	93.RD	R01CA174844	-	34,487
	93.RD	R01CA204484	-	99,553
	93.RD	R01CA207361	1,715	18,667
	93.RD	R01CA225890	-	4,536
	93.RD	R01CA227849	-	17,033
	93.RD	R01CA238387	-	24,183
	93.RD	R01CA241816	-	192,024
	93.RD	R01CA246418	-	35,289
	93.RD	R01CA249180	-	74,025
	93.RD	R01CA249506	77,273	283,185
	93.RD	R01CA253330	-	168,433
	93.RD	R01CA256482	136,244	338,900
	93.RD	R01CA259576	-	21,052
	93.RD	R01CA266659	-	11,528
	93.RD	R01HL141294	310,559	520,630
	93.RD	R01LM012848	89,190	240,396
	93.RD	R01LM014027	-	164,885
	93.RD	R01MH097018	-	83,951
	93.RD	R03CA255820	-	5,423
	93.RD	R21CA245858	-	154,403
	93.RD	R21CA253394	-	128,948
	93.RD	R21CA263240	-	88,048
	93.RD	R21CA270714	-	19,868
	93.RD	R21OD028211	-	66,472
	93.RD	R33CA252158	19,505	235,127
	93.RD	R37CA249305	90,793	128,436
	93.RD	R56A1156383	30,921	146,897
	93.RD	SUB00002773	-	104,417
	93.RD	Subcontract No. R000002796	-	3,134
	93.RD	T32CA257923	-	211,849
	93.RD	TEMP	-	164,290
	93.RD	U01CK000510	-	9,795

See accompanying notes to the Schedule of Expenditures of Federal Awards

STATE OF FLORIDA

FISCAL YEAR ENDED JUNE 30, 2022

SCHEDULE OF EXPENDITURES OF FEDERAL AWARDS

FEDERAL AGENCY / FEDERAL PROGRAM TITLE / PASS-THROUGH ENTITY	ASSISTANCE LISTING NUMBER	AWARD NUMBER	AMOUNTS PASSED THROUGH TO SUBRECIPIENTS	FEDERAL EXPENDITURES
Other Federal Awards	93.RD	U54A1142766	-	450,075
Passed through from Abi Associates	93.RD	U54CA233444	15,095	712,445
Passed through from Abi Associates	93.RD	Subcontract No. 51998	-	109,028
Passed through from Abi Associates Inc.	93.RD	Subcontract No. 51998 Modification No. 001	-	13,529
Passed through from Aerosol Dynamics, Inc.	93.RD	2002015M53890/75D30120F0 9439	-	33,463
Passed through from Aerosol Dynamics, Inc.	93.RD	5513	-	138,378
Passed through from Aerosol Dynamics, Inc.	93.RD	5799	-	14,998
Passed through from Albert Einstein College of Medicine	93.RD	311397 PO#P0864918	-	55,293
Passed through from Albert Einstein College of Medicine	93.RD	bra311397	-	20
Passed through from Alliance For Clinical Trials In Oncology	93.RD	A031501	-	1,759
Passed through from Autism Speaks, Inc.	93.RD	09-8818-22	-	7,065
Passed through from Biomedical Acoustics Research Company	93.RD	NIHR44	-	20,564
Passed through from Cedars-Sinai Medical Center	93.RD	0002020744	-	30,097
Passed through from Childrens Hospital of Philadelphia	93.RD	ACNS1831	-	530
Passed through from Childrens Hospital of Philadelphia	93.RD	ADVL18P1	-	530
Passed through from Childrens Hospital of Philadelphia	93.RD	FP00026529_SUB156_01	-	113,500
Passed through from Childrens Oncology Group	93.RD	AALL1331	-	15,000
Passed through from Childrens Oncology Group	93.RD	ANBL1821	-	1,061
Passed through from Childrens Oncology Group	93.RD	APEC1621SC	-	305
Passed through from Childrens Oncology Group	93.RD	AREN1921	-	185
Passed through from Cornell Institute for Medical Research	93.RD	GT-NCI-R01-4005-001	-	133,180
Passed through from DiaCarta	93.RD	PO # 18-100	-	250,536
Passed through from Duke University	93.RD	7912 PO#4550895581	-	3,310
Passed through from Duke University Clinical Research Institute	93.RD	AWD257758	-	13,741
Passed through from Duke University Clinical Research Institute	93.RD	SA-D401-02	-	31,949
Passed through from Early Learning Coalition of Orange County	93.RD	2021_UCF	-	42,616
Passed through from Embrace Families Community Based Care, Inc	93.RD	90CO1138-01-00	-	147,905
Passed through from Emory University	93.RD	A307122	-	61,227
Passed through from Firebird Biomolecular Sciences LLC	93.RD	AGR DTD 10-01-2021	-	113,274
Passed through from Fred Hutchinson Cancer Research Center	93.RD	0001060392	-	35,871
Passed through from Harvard Pilgrim Health Care, Inc.	93.RD	AGR00020171	-	24,910
Passed through from Harvard Pilgrim Health Care, Inc.	93.RD	WO1001	-	11,972
Passed through from Harvard University	93.RD	117267-0123-5119036	-	7,764
Passed through from Harvard University	93.RD	117267-0124-5119038	-	31,992
Passed through from Health Planning Council of Northeast Florida	93.RD	DV999-D Amendment 2	-	197,273
Passed through from Hemophilia of Georgia	93.RD	ATHN2020CDC-IVS-02	-	5,840

See accompanying notes to the Schedule of Expenditures of Federal Awards

STATE OF FLORIDA

FISCAL YEAR ENDED JUNE 30, 2022

SCHEDULE OF EXPENDITURES OF FEDERAL AWARDS

FEDERAL AGENCY / FEDERAL PROGRAM TITLE / PASS-THROUGH ENTITY	ASSISTANCE LISTING NUMBER	AWARD NUMBER	AMOUNTS PASSED THROUGH TO SUBRECIPIENTS	FEDERAL EXPENDITURES
Passed through from Hesperos, Inc	93.RD	1R44AG058330-01	-	44,574
Passed through from Hesperos, Inc	93.RD	R43AG060886	-	24,388
Passed through from Hesperos, Inc	93.RD	R43HL140920	-	2,741
Passed through from Honeywell Federal Manufacturing & Technologies, LLC	93.RD	PO N000404367	-	49,610
Passed through from Houston Methodist Research Institute	93.RD	AGMT00004425	-	19,418
Passed through from Houston Methodist Research Institute	93.RD	AGMT00004431	-	1,657
Passed through from IBM Corporation	93.RD	CW3043377	-	6,898
Passed through from IBM Corporation	93.RD	CW30443377 Amend No. 2	-	34,880
Passed through from Indiana University	93.RD	00091900	-	53,663
Passed through from Leidos, Inc.	93.RD	20CTA-DM0039	-	67,467
Passed through from Managed Access To Child Health, Inc.	93.RD	JSOCC-Y2-UF--Evaluation	-	30,701
Passed through from Mass General Brigham	93.RD	2020A011904	-	68,707
Passed through from Medical College of Wisconsin	93.RD	75D30120P07369	-	2,175
Passed through from National Marrow Donor Program	93.RD	1705	-	1,081
Passed through from New York University	93.RD	AGR DTD 10-30-2020	-	72,866
Passed through from Northwestern University	93.RD	60054977 UFL-FR	-	378
Passed through from NRG Oncology Foundation, Inc.	93.RD	A011502	-	50,299
Passed through from NRG Oncology Foundation, Inc.	93.RD	A021703	-	2,274
Passed through from NRG Oncology Foundation, Inc.	93.RD	A031704	-	6,936
Passed through from NRG Oncology Foundation, Inc.	93.RD	A031803	-	2,443
Passed through from NRG Oncology Foundation, Inc.	93.RD	EA2165	-	357
Passed through from NRG Oncology Foundation, Inc.	93.RD	EA5163	-	663
Passed through from NRG Oncology Foundation, Inc.	93.RD	EAY131	-	1,121
Passed through from NRG Oncology Foundation, Inc.	93.RD	EAZ171	-	21
Passed through from NRG Oncology Foundation, Inc.	93.RD	FL015	-	209
Passed through from NRG Oncology Foundation, Inc.	93.RD	NRG Agreements	-	45,770
Passed through from NRG Oncology Foundation, Inc.	93.RD	NRG-GY012	-	7
Passed through from PPD Investigator Services LLC	93.RD	ACTIV-2/AS401	-	125,572
Passed through from PPD Investigator Services LLC	93.RD	AGR00021003	-	12,846
Passed through from PPD Investigator Services LLC	93.RD	AGR00021004	-	46,495
Passed through from Rise Therapeutics	93.RD	AGR DTD 07-24-2019	-	31,722
Passed through from Rise Therapeutics	93.RD	AGR00019773	-	6,399
Passed through from RTI International	93.RD	PO C000624085	-	106,198
Passed through from Sloan Kettering Institute for Cancer Research	93.RD	AGR00020848	-	14,338
Passed through from Southwest Oncology Group	93.RD	S1602	-	9,706
Passed through from Stanford University	93.RD	62346240-131009	-	1,487
Passed through from Stratatech Corporation	93.RD	AGR DTD 4-17-2018	-	1,959

See accompanying notes to the Schedule of Expenditures of Federal Awards

STATE OF FLORIDA

FISCAL YEAR ENDED JUNE 30, 2022

SCHEDULE OF EXPENDITURES OF FEDERAL AWARDS

FEDERAL AGENCY / FEDERAL PROGRAM TITLE / PASS-THROUGH ENTITY	ASSISTANCE LISTING NUMBER	AWARD NUMBER	AMOUNTS PASSED THROUGH TO SUBRECIPIENTS	FEDERAL EXPENDITURES
<i>Passed through from Texas A&M University Agricultural Experiment Station</i>	93.RD	M2101423	-	53,521
<i>Passed through from Therapeutic Systems Research Laboratories, Inc.</i>	93.RD	AGR00014570	-	5,289
<i>Passed through from University of Alabama Birmingham</i>	93.RD	000521323-004	-	433,300
<i>Passed through from University of Alabama Birmingham</i>	93.RD	UC 223369	-	29,381
<i>Passed through from University of California, San Diego</i>	93.RD	KR704529	-	20,320
<i>Passed through from University of California, San Francisco</i>	93.RD	12737sc	-	36
<i>Passed through from University of Memphis</i>	93.RD	A19-0129-S002	-	13,541
<i>Passed through from University of Miami</i>	93.RD	SPC-000897	-	2,787,952
<i>Passed through from University of Michigan</i>	93.RD	CSPR #003	-	13,505
<i>Passed through from University of Michigan</i>	93.RD	SUBK00013614-005	27,831	28,650
<i>Passed through from University of Minnesota</i>	93.RD	N009198701	-	82,113
<i>Passed through from University of North Carolina</i>	93.RD	5110100	-	163,773
<i>Passed through from University of Oklahoma</i>	93.RD	RS20202350-01	-	32,364
<i>Passed through from University of Pittsburgh</i>	93.RD	AWD00002920-1	-	50,868
<i>Passed through from University of South Carolina</i>	93.RD	21-4180	-	13,570
<i>Passed through from University of South Carolina</i>	93.RD	22-4734	-	15,135
<i>Passed through from University of Southern California</i>	93.RD	95330691	-	62,774
<i>Passed through from University of Southern California</i>	93.RD	SCON-00003442	-	19,383
<i>Passed through from University of Tennessee</i>	93.RD	22-2554-UFL	-	22,332
<i>Passed through from Ursa Analytics</i>	93.RD	AGR00024026	-	7,789
<i>Passed through from Wayne State University</i>	93.RD	WSU22117	-	12,758
<i>Passed through from Westat, Inc.</i>	93.RD	6579-S13	-	26,184
<i>Passed through from Yale University</i>	93.RD	GR111100 (CON-80002638)	-	400
<i>Passed through from ZERO TO THREE</i>	93.RD	2021110101	-	13,802
Total Research And Development Programs Cluster:			65,514,138	475,772,491
Student Financial Assistance Cluster:				
Nurse Faculty Loan Program (NFLP)	93.264		-	1,700,958
Health Professions Student Loans, Including Primary Care Loans/Loans for Disadvantaged Students	93.342		-	5,615,685
Nursing Student Loans	93.364		-	-
Total Student Financial Assistance Cluster:			-	7,316,643
TOTAL U. S. DEPARTMENT OF HEALTH AND HUMAN SERVICES			2,817,753,308	29,113,568,392
U. S. DEPARTMENT OF HOMELAND SECURITY				
Non-Profit Security Program	97.008		1,668,546	1,668,546
Boating Safety Financial Assistance	97.012			9,679,225
Community Assistance Program State Support Services Element (CAP-SSSE)	97.023			316,248
Flood Mitigation Assistance	97.029		1,598,524	2,187,895
Disaster Unemployment Assistance	97.034		-	2,183,508

See accompanying notes to the Schedule of Expenditures of Federal Awards

STATE OF FLORIDA

FISCAL YEAR ENDED JUNE 30, 2022

SCHEDULE OF EXPENDITURES OF FEDERAL AWARDS

FEDERAL AGENCY / FEDERAL PROGRAM TITLE / PASS-THROUGH ENTITY	ASSISTANCE LISTING NUMBER	AWARD NUMBER	AMOUNTS PASSED THROUGH TO SUBRECIPIENTS	FEDERAL EXPENDITURES
COVID-19 - Disaster Grants - Public Assistance (Presidentially Declared Disasters)	97.036	COVID-19 - 97.036		47,190
	97.036	COVID-19 - COVID-19		6,065,308
	97.036	COVID-19 - DR-PA-4486	887,131,775	1,241,375,848
		COVID-19		
	97.036	COVID-19 - PA-04-FL-4486- PW-00482		119,254
Disaster Grants - Public Assistance (Presidentially Declared Disasters)	97.036		446,229,523	644,412,669
Hazard Mitigation Grant	97.039		28,116,832	37,396,500
National Dam Safety Program	97.041		-	66,475
COVID-19 - Emergency Management Performance Grants	97.042	COVID-19 - EMA-2020-EP- 00023	576,484	3,506,797
	97.042	COVID-19 - EMA-2021-EP- 00006	396,014	1,112,750
Emergency Management Performance Grants	97.042		7,519,309	16,044,089
Assistance to Firefighters Grant	97.044			105,772
Fire Management Assistance Grant	97.046		1,038,224	1,038,226
BRIC: Building Resilient Infrastructure and Communities	97.047		693,392	917,182
COVID-19 - Presidential Declared Disaster Assistance to Individuals and Households - Other Needs	97.050	COVID-19 - COVID-19 - 4486DRFLPLW	-	22,335
	97.050		19,231,851	5,280,362
Homeland Security Grant Program	97.067			-
COVID-19 - Disaster Assistance Projects	97.088	COVID-19 - PA-04-FL- 4486_PW-00222(205)		21,527,925
Total Excluding Cluster:			1,394,202,474	1,995,074,104
Research And Development Programs Cluster:				
Hazard Mitigation Grant				
<i>Passed through from University of Puerto Rico Rio Piedras Campus</i>	97.039	2019011	-	27,680
<i>Passed through from University of the Virgin Islands</i>	97.039	USFVITEMA2020-01	11,501	21,892
Assistance to Firefighters Grant	97.044		78,819	225,585
Centers for Homeland Security				
<i>Passed through from George Mason University</i>	97.061	E2055778	-	25,623
<i>Passed through from University of Nebraska</i>	97.061	44-0108-1001-402	-	164,619
<i>Passed through from University of North Carolina at Chapel Hill</i>	97.061	5101660		14,282
Scientific Leadership Awards	97.062		-	276,681
Homeland Security Research, Development, Testing, Evaluation, and Demonstration of Technologies Related to Nuclear Threat Detection	97.077		138,165	234,717
Homeland Security, Research, Testing, Evaluation, and Demonstration of Technologies	97.108			38,863
Other Federal Awards	97.RD	70RSAT19CB0000027	46,646	77,221
	97.RD	70RSAT20CB0000017	251,341	594,258

See accompanying notes to the Schedule of Expenditures of Federal Awards

STATE OF FLORIDA

FISCAL YEAR ENDED JUNE 30, 2022

SCHEDULE OF EXPENDITURES OF FEDERAL AWARDS

FEDERAL AGENCY / FEDERAL PROGRAM TITLE / PASS-THROUGH ENTITY	ASSISTANCE LISTING NUMBER	AWARD NUMBER	AMOUNTS PASSED THROUGH TO SUBRECIPIENTS	FEDERAL EXPENDITURES
Other Federal Awards	97.RD	DEM-HL00031	5,163	5,937
<i>Passed through from Brevard County Board of County Comm</i>	97.RD	5336	-	52,043
<i>Passed through from Brevard County Board of County Comm</i>	97.RD	AWD00001040	-	65,435
<i>Passed through from Johns Hopkins University</i>	97.RD	2004906545	-	122
<i>Passed through from Merrick & Company</i>	97.RD	SUBK-8921-64020991-001	-	46,602
<i>Passed through from Northeastern University</i>	97.RD	505163-78052	-	60,379
<i>Passed through from Oak Ridge Associated Universities</i>	97.RD	DE-SC0014664	-	5,354
<i>Passed through from University of Arkansas</i>	97.RD	253244-20UCF	-	198,479
Total Research And Development Programs Cluster:			531,635	2,135,772
TOTAL U. S. DEPARTMENT OF HOMELAND SECURITY			1,394,734,109	1,997,209,876
U. S. DEPARTMENT OF HOUSING AND URBAN DEVELOPMENT				
Community Development Block Grants/State's program and Non-Entitlement Grants in Hawaii	14.228		80,868,162	291,337,660
<i>Passed through from Florida Department of Economic Opportunity</i>	14.228	Agreement # 10112	-	1,172,732
COVID-19 - Community Development Block Grants/State's program and Non-Entitlement Grants in Hawaii	14.228	COVID-19 - B-20-DW-12-0001	-	641,227
COVID-19 - Emergency Solutions Grant Program	14.231	COVID-19 - E-20-DW-120001	47,399,169	53,198,927
Emergency Solutions Grant Program	14.231		5,526,746	6,182,300
COVID-19 - Housing Opportunities for Persons with AIDS	14.241	COVID-19 - FLH20-FHW999	537,935	645,834
Housing Opportunities for Persons with AIDS	14.241		6,890,695	13,818,529
<i>Passed through from Health Planning Council of Southwest FL</i>	14.241	CODME	-	37,911
<i>Passed through from Health Planning Council of Southwest Florida inc</i>	14.241	CODME	-	15,196
Fair Housing Assistance Program State and Local	14.401			867,864
Research and Evaluations, Demonstrations, and Data Analysis and Utilization	14.536	AGR00022640	-	30,731
<i>Passed through from Alachua County Coalition for the Homeless and Hungry Inc.</i>	14.536	AGR DTD 7-12-21	-	20,000
<i>Passed through from Northwest Jacksonville Community Development Corporation</i>				
COVID-19 - Other Federal Awards	14.U05	Contract No. 28432 (COVID-19)		23,333
<i>Passed through from City of West Palm Beach</i>				
Total Excluding Cluster:			141,222,707	367,992,244
Research And Development Programs Cluster:				
Community Development Block Grants/State's program and Non-Entitlement Grants in Hawaii	14.228		-	67,164
<i>Passed through from City of West Palm Beach</i>	14.228	WPB No. 28392	-	23,657
Housing Opportunities for Persons with AIDS	14.241		-	294,117
Research and Evaluations, Demonstrations, and Data Analysis and Utilization	14.536		-	46,109
<i>Passed through from Florida Department of Economic Opportunity</i>	14.536	MT034	-	72,809
<i>Passed through from University of Iowa</i>	14.536	S01241-01	-	7,602
Total Research And Development Programs Cluster:			-	511,458

See accompanying notes to the Schedule of Expenditures of Federal Awards

STATE OF FLORIDA

FISCAL YEAR ENDED JUNE 30, 2022

SCHEDULE OF EXPENDITURES OF FEDERAL AWARDS

FEDERAL AGENCY / FEDERAL PROGRAM TITLE / PASS-THROUGH ENTITY	ASSISTANCE LISTING NUMBER	AWARD NUMBER	AMOUNTS PASSED THROUGH TO SUBRECIPIENTS	FEDERAL EXPENDITURES
TOTAL U. S. DEPARTMENT OF HOUSING AND URBAN DEVELOPMENT			141,222,707	368,503,702
U. S. DEPARTMENT OF JUSTICE				
Sexual Assault Services Formula Program	16.017		708,060	757,544
Academic-based Drug Field Testing and Training Initiative	16.032		-	538,735
COVID-19 - Collaborative Mental Health and Anti-Recidivism Initiative	16.033	COVID-19 - 2020-CESF- DUVA-3-C9-097		21,983
Coronavirus Emergency Supplemental Funding Program	16.034	COVID-19 - 2020-CESF- ALAC-2-C9-108		13,012
COVID-19 - Coronavirus Emergency Supplemental Funding Program	16.034	COVID-19 - 2020-CESF- PALM-7-C9-095 (COVID-19)		39,400
	16.034	COVID-19 - 2020-CESF- STATE-4-C9-138		1,899,329
	16.034	COVID-19 - 2020-YD-BX- 0174	5,059,146	6,642,554
	16.034	COVID-19 - 2020-YD-BX- 0174 (DOJ/FDLE)		2,110,792
	16.034	HILL-1-C9-049		5,163
	16.034	COVID-19 - 2021-CESF- ORAN-3-C9-107		14,540
	16.034	COVID-19 - 2021-CESF- STATE-1-C9-069		576,347
	16.034	State-2-C9-072		167,059
	16.034	COVID-19 - 2021-CESF- STATE-3-C9-091		1,574
	16.034	COVID-19 - CEF20		390,892
	16.034	COVID-19 - so2021-CESF- HILL-2-C9-055		10,953
	16.034	2020-YD-BX-0174		36,704
<i>Passed through from University of Central Arkansas</i>				
Prosecuting Cold Cases Using DNA	16.036			139,387
<i>Passed through from RTI International</i>				
Matthew Shepard and James Byrd, Jr. Hate Crimes Education, Investigation and Prosecution Program	16.036	2019-MU-BX-BX-K011		13,300
COVID-19 - Law Enforcement Assistance National Crime Information Center	16.040			40,250
	16.304	COVID-19 - 2021-CESF- ESCA-1-C9-159		4,663
Antiterrorism Emergency Reserve	16.321			2,372,691
Juvenile Accountability Block Grants	16.523			66,393
Grants to Reduce Domestic Violence, Dating Violence, Sexual Assault, and Stalking on Campus	16.525			238,526

See accompanying notes to the Schedule of Expenditures of Federal Awards

STATE OF FLORIDA
FISCAL YEAR ENDED JUNE 30, 2022

SCHEDULE OF EXPENDITURES OF FEDERAL AWARDS

FEDERAL AGENCY / FEDERAL PROGRAM TITLE / PASS-THROUGH ENTITY	ASSISTANCE LISTING NUMBER	AWARD NUMBER	AMOUNTS PASSED THROUGH TO SUBRECIPIENTS	FEDERAL EXPENDITURES
Juvenile Justice and Delinquency Prevention	16.540			2,281,945
State Justice Statistics Program for Statistical Analysis Centers	16.550			73,448
National Criminal History Improvement Program (NCHIP)	16.554			757,465
National Institute of Justice Research, Evaluation, and Development Project Grants	16.560		-	237,675
<i>Passed through from Mississippi State University</i>	16.560	190300.364005.01	-	5,587
National Institute of Justice W.E.B. DuBois Fellowship Program	16.566			22,318
Crime Victim Assistance	16.575		96,768,571	113,799,827
Crime Victim Compensation	16.576			5,115,529
Drug Court Discretionary Grant Program	16.585			91,863
<i>Passed through from 13th Judicial Court Hillsborough County</i>	16.585	BJA-2020-17098	-	51,391
Violence Against Women Formula Grants	16.588		7,471,284	9,064,564
<i>Passed through from Florida Coalition Against Domestic Violence</i>	16.588	ARRA - 16-8025-OSCA		514,528
<i>Passed through from Florida Council Against Domestic Violence</i>	16.588	20-8041-SAO18		41,957
<i>Passed through from Florida Council Against Domestic Violence</i>	16.588	LN196		290,632
<i>Passed through from Florida Council Against Sexual Violence</i>	16.588	15STO56		42,242
<i>Passed through from Florida Council Against Sexual Violence</i>	16.588	18STO57		16,514
<i>Passed through from Florida Council Against Sexual Violence</i>	16.588	18-STO67		71,351
<i>Passed through from Florida Council Against Sexual Violence</i>	16.588	20ST055		103,137
<i>Passed through from Florida Council Against Sexual Violence</i>	16.588	20-STO62		38,917
<i>Passed through from Florida Council Against Sexual Violence</i>	16.588	20-STO64		42,000
Grants to Encourage Arrest Policies and Enforcement of Protection Orders Programs	16.590			37,553
Residential Substance Abuse Treatment for State Prisoners	16.593		134,911	881,391
Bulletproof Vest Partnership Program	16.607		-	14,859
<i>Passed through from Florida Department of Law Enforcement</i>	16.607	2020-BVP-POLY-2V-006		447
Project Safe Neighborhoods	16.609		600,317	634,367
Public Safety Partnership and Community Policing Grants	16.710			630,743
Special Data Collections and Statistical Studies	16.734		665,460	1,193,172
PREA Program: Strategic Support for PREA Implementation	16.735			436,551
Edward Byrne Memorial Justice Assistance Grant Program	16.738		5,728,670	10,115,192
<i>Passed through from Alachua County Board of Commissioners</i>	16.738	2021-JAGC-ALAC-3-3B-086		6,115
<i>Passed through from City of Tampa</i>	16.738	PO121201048	-	43,105
DNA Backlog Reduction Program	16.741		37,171	3,367,955
Paul Coverdell Forensic Sciences Improvement Grant Program	16.742		249,669	759,323
Capital Case Litigation Initiative	16.746			38,955
<i>Passed through from Innocence Project of Florida</i>	16.746	15PBJA-21-CG-03602-WRNG		52,000
<i>Passed through from Innocence Project of Florida</i>	16.746	2020-FA-BX-0003		27,234
Support for Adam Walsh Act Implementation Grant Program	16.750			153,628

See accompanying notes to the Schedule of Expenditures of Federal Awards

STATE OF FLORIDA

FISCAL YEAR ENDED JUNE 30, 2022

SCHEDULE OF EXPENDITURES OF FEDERAL AWARDS

FEDERAL AGENCY / FEDERAL PROGRAM TITLE / PASS-THROUGH ENTITY	ASSISTANCE LISTING NUMBER	AWARD NUMBER	AMOUNTS PASSED THROUGH TO SUBRECIPIENTS	FEDERAL EXPENDITURES
Edward Byrne Memorial Competitive Grant Program	16.751			191,462
<i>Passed through from Pasco County's Sheriff Office</i>	16.751	2018-WY-BX-0004	-	70,013
Harold Rogers Prescription Drug Monitoring Program	16.754			242,333
<i>Passed through from Pinellas County Department of Human Services</i>	16.754	2018-AR-BX-K019	-	249,343
Second Chance Act Reentry Initiative	16.812			211,161
NICS Act Record Improvement Program	16.813		381,976	734,659
John R. Justice Prosecutors and Defenders Incentive Act	16.816			79,618
Smart Prosecution Initiative	16.825			119,122
National Sexual Assault Kit Initiative	16.833		209,509	883,160
Domestic Trafficking Victim Program	16.834		830,038	1,235,556
Comprehensive Opioid, Stimulant, and Substance Abuse Program	16.838			233,733
<i>Passed through from Tampa Police Department</i>	16.838	BJA-2019-15111	-	56,202
STOP School Violence				
<i>Passed through from Hillsborough County Public Schools</i>	16.839	2019-YS-BX-0038	-	250,312
Opioid Affected Youth Initiative	16.842			69,484
<i>Passed through from Pinellas County Department of Human Services</i>	16.922	2019-YB-FX-K002	-	342,345
Equitable Sharing Program	16.U06			210,140
Other Federal Awards				
	16.U06	2020-55 DEA - Domestic Marijuana Eradication		11,590
	16.U06	2022-57 DEA - Domestic Marijuana Eradication		689
	16.U06	22-TAM-261-AFF		50
	16.U06	DJBPO30200000072		6,336
	16.U06	JLEO-22-0245		496,908
	16.U06	VOCA-2020-University of F		187,739
<i>Passed through from MartinFederal Consulting LLC</i>	16.U06	MFC-ATF-20CAQA00013- FIU		
Total Excluding Cluster:			118,844,782	173,050,444
Research And Development Programs Cluster:				
OVC Research and Evaluation Program	16.026		2,011	83,057
Services for Trafficking Victims				
<i>Passed through from International Rescue Committee</i>	16.320	Agreement - Todd Veneziano (IRC Contact)	-	9,452
<i>Passed through from Miami-Dade County</i>	16.320	Agreement - Todd Veneziano (IRC Contact)	-	19,653
National Institute of Justice Research, Evaluation, and Development Project Grants	16.560		265,345	2,794,010
<i>Passed through from Bowling Green State University</i>	16.560	10010444-FSU	-	16,650
<i>Passed through from Fredric Rieders Family Foundation</i>	16.560	2020-DQ-BX-0015	-	65,902

See accompanying notes to the Schedule of Expenditures of Federal Awards

STATE OF FLORIDA

FISCAL YEAR ENDED JUNE 30, 2022

SCHEDULE OF EXPENDITURES OF FEDERAL AWARDS

FEDERAL AGENCY / FEDERAL PROGRAM TITLE / PASS-THROUGH ENTITY	ASSISTANCE LISTING NUMBER	AWARD NUMBER	AMOUNTS PASSED THROUGH TO SUBRECIPIENTS	FEDERAL EXPENDITURES
<i>Passed through from Fredric Rieders Family Foundation</i>	16.560	Agreement	-	92,101
<i>Passed through from Purdue University</i>	16.560	19200263-012	-	180,475
<i>Passed through from Research Triangle Institute International</i>	16.560	Subaward# 10-321-0215513- 52974L	-	10,698
<i>Passed through from TASC of Northwest Ohio, Inc.</i>	16.560	2020-CY-BX-0018	-	80,135
<i>Passed through from University of Nebraska</i>	16.560	45-0306-1029-203	-	83,535
<i>Passed through from University of Pennsylvania</i>	16.560	Subaward No. 573344	-	10,533
<i>Passed through from University of Pittsburgh</i>	16.560	CNVA00059288 (413841-3)	-	173,021
Criminal Justice Research and Development Graduate Research Fellowships	16.562		-	26,083
Crime Victim Assistance	16.575		-	124,270
Crime Victim Assistance/Discretionary Grants				
<i>Passed through from Palm Beach County Sheriff's Office</i>	16.582	Memorandum of Understanding	-	26,853
<i>Passed through from Selah Freedom, Inc.</i>	16.582	2019-VT-BX-K032	-	17,608
Drug Court Discretionary Grant Program	16.585	AGR00020794	-	20,424
Public Safety Partnership and Community Policing Grants	16.710		-	5,928
Edward Byrne Memorial Justice Assistance Grant Program				
<i>Passed through from City of Miami</i>	16.738	19-0450	-	73,340
<i>Passed through from Palm Beach County Sheriff's Office</i>	16.738	Memorandum of Understanding	-	34,159
Criminal and Juvenile Justice and Mental Health Collaboration Program				
<i>Passed through from Palm Beach County Sheriff's Office</i>	16.745	MOU Agreement	148,028	33,045
Second Chance Act Reentry Initiative	16.812			184,153
<i>Passed through from City of Fort Myers</i>	16.812	2018-CZ-BX-0022	-	13,309
<i>Passed through from Miami-Dade County</i>	16.812	None	-	67,343
<i>Passed through from Palm Beach County</i>	16.812	Project Number 2017-CZ-BX- 0003	-	700
<i>Passed through from The Lord's Place</i>	16.812	Subaward No. 19-550	-	18,540
Smart Prosecution Initiative				
<i>Passed through from Florida State Attorney's Office 4th Judicial</i>	16.825	2019-YX-BX-0020	-	56,217
Comprehensive Opioid, Stimulant, and Substance Abuse Program	16.838		-	59,432
<i>Passed through from Palm Beach County</i>	16.838	Agenda Item#: 3E-2	-	90,266
Other Federal Awards	16.RD	15F06720C0002005	-	108,066
	16.RD	COMY7	-	315
<i>Passed through from Science Applications International Corporation</i>	16.RD	P010245554	-	1,555
<i>Passed through from Seminole County Sheriff's Office</i>	16.RD	2018-MO-BX-0001	-	39,302
<i>Passed through from West Virginia University</i>	16.RD	09-097XXX-UF	-	20,540
Total Research And Development Programs Cluster:			415,384	4,640,670

See accompanying notes to the Schedule of Expenditures of Federal Awards

STATE OF FLORIDA

FISCAL YEAR ENDED JUNE 30, 2022

SCHEDULE OF EXPENDITURES OF FEDERAL AWARDS

FEDERAL AGENCY / FEDERAL PROGRAM TITLE / PASS-THROUGH ENTITY	ASSISTANCE LISTING NUMBER	AWARD NUMBER	AMOUNTS PASSED THROUGH TO SUBRECIPIENTS	FEDERAL EXPENDITURES
TOTAL U. S. DEPARTMENT OF JUSTICE			119,260,166	177,691,114
U. S. DEPARTMENT OF LABOR				
Labor Force Statistics	17.002		-	2,492,651
COVID-19 - Unemployment Insurance	17.225	COVID-19 - UI-34709-20-55-A-12	-	1,225,437,282
Unemployment Insurance	17.225		5,896,363	473,735,113
<i>Passed through from CareerSource Gulf Coast</i>				
Senior Community Service Employment Program	17.225	22-GCSC-RESEA	3,941,597	34,442
Trade Adjustment Assistance	17.245		697,485	4,430,980
WIOA Pilots, Demonstrations, and Research Projects	17.261			1,578,259
National Farmworker Jobs Program	17.264		2,121,481	313,640
H-1B Job Training Grants	17.268		-	3,352,875
Work Opportunity Tax Credit Program (WOTC)	17.271		-	590,710
Temporary Labor Certification for Foreign Workers	17.273		-	820,186
YouthBuild	17.274		-	621,019
COVID-19 - WIOA National Dislocated Worker Grants / WIA National Emergency Grants	17.277	COVID-19 - DW-34657-20-60-A-12	15,967,473	441,710
WIOA National Dislocated Worker Grants / WIA National Emergency Grants	17.277		6,492,061	16,029,659
Apprenticeship USA Grants	17.285		711,376	6,551,881
<i>Passed through from American Association of Community Colleges</i>				
Job Corps Experimental Projects and Technical Assistance	17.287	AP-33025-19-75-A-11		1,082,710
COVID-19 - Occupational Safety and Health Susan Harwood Training Grants	17.502	COVID-19 - SH-36979-21-60-F-12	-	117,171
Occupational Safety and Health Susan Harwood Training Grants	17.502		-	1,102,545
Consultation Agreements	17.504		-	37,187
Mine Health and Safety Education and Training	17.602			124,971
Local Veterans' Employment Representative Program	17.804		1,243,226	2,489,325
<i>Passed through from CareerSource Gulf Coast</i>				
Total Excluding Cluster:		22-GCSC-LVER		168,763
Employment Service Cluster:			37,071,062	4,506,499
Employment Service/Wagner-Peyser Funded Activities	17.207		17,624,333	8,000
<i>Passed through from CareerSource Gulf Coast</i>				
Jobs for Veterans State Grants	17.801	22-GCSC-WP		38,225,914
<i>Passed through from CareerSource Gulf Coast</i>				
Total Employment Service Cluster:			1,796,906	54,000
Research And Development Programs Cluster:			19,421,239	5,956,119
WIOA Pilots, Demonstrations, and Research Projects	17.801	22-GCSC-DVOP		4,000
<i>Passed through from CareerSource Gulf Coast</i>				
Total Employment Service Cluster:			19,421,239	44,240,033

See accompanying notes to the Schedule of Expenditures of Federal Awards

STATE OF FLORIDA

FISCAL YEAR ENDED JUNE 30, 2022

SCHEDULE OF EXPENDITURES OF FEDERAL AWARDS

FEDERAL AGENCY / FEDERAL PROGRAM TITLE / PASS-THROUGH ENTITY	ASSISTANCE LISTING NUMBER	AWARD NUMBER	AMOUNTS PASSED THROUGH TO SUBRECIPIENTS	FEDERAL EXPENDITURES
<i>Passed through from American Association of Community Colleges</i>	17,261	AP-33025-19-75-A-11	-	92,412
Occupational Safety and Health Susan Harwood Training Grants	17,502		-	48,549
Total Research And Development Programs Cluster:				140,961
WIOA Cluster:				
WIOA Adult Program	17,258		42,275,978	48,673,417
<i>Passed through from CareerSource Gulf Coast</i>	17,258	22-GCSC-WIA ADULT		119,917
<i>Passed through from South Florida Workforce Investment Board</i>	17,258	WS-CC-PY21-36-00		168,663
WIOA Youth Activities	17,259		41,486,884	43,373,611
<i>Passed through from CareerSource Broward</i>	17,259	2019-20-CR-WIOA-OSY-2610		224,557
<i>Passed through from CareerSource Gulf Coast</i>	17,259	22-GCSC-WIA YOUTH		84,824
<i>Passed through from CareerSource Heartland</i>	17,259	AA-32210-18-55-A-12, AA-33223-19-55-A-12		457,944
<i>Passed through from CareerSource Heartland</i>	17,259	AA-33223-19-55-A-12, AA-34762-20-55-A-12		10,269
<i>Passed through from CareerSource Tampa Bay</i>	17,259	GRT1044-20170227		290
<i>Passed through from South Florida Workforce Investment Board</i>	17,259	WS-CTVA-PY20-04-00		102,498
WIOA Dislocated Worker Formula Grants	17,278		42,715,323	43,416,176
<i>Passed through from CareerSource Gulf Coast</i>	17,278	22-GCSC-WIA DW		74,146
Total WIOA Cluster:			126,478,185	136,706,312
TOTAL U. S. DEPARTMENT OF LABOR			182,970,486	1,927,154,884
U. S. DEPARTMENT OF STATE				
Academic Exchange Programs - Undergraduate Programs	19,009	S-ECAGID-19-CA-0055 (Prime)		238,260
<i>Passed through from Northern Virginia Community College</i>	19,009	CBPSA19-UFL		2,766
<i>Passed through from World Learning</i>	19,009	CBPSA20-FSCJACKSONVILLE01		23,327
Public Diplomacy Programs	19,040			45,505
Academic Exchange Programs - Graduate Students	19,400			26,750
<i>Passed through from Amideast</i>	19,408	20219-20		816,170
Academic Exchange Programs - Teachers	19,703			811,975
Criminal Justice Systems				
Other Federal Awards				
<i>Passed through from Colombo Plan Drug Advisory Programme</i>	19,007	CP/DAP/009/2018-RG-100B/0		26,940
<i>Passed through from Eurasia Foundation</i>	19,007	W21-3018		32,009
Total Excluding Cluster:				2,023,682

See accompanying notes to the Schedule of Expenditures of Federal Awards

STATE OF FLORIDA

FISCAL YEAR ENDED JUNE 30, 2022

SCHEDULE OF EXPENDITURES OF FEDERAL AWARDS

FEDERAL AGENCY / FEDERAL PROGRAM TITLE / PASS-THROUGH ENTITY	ASSISTANCE LISTING NUMBER	AWARD NUMBER	AMOUNTS PASSED THROUGH TO SUBRECIPIENTS	FEDERAL EXPENDITURES
Research And Development Programs Cluster:				
Academic Exchange Programs - Undergraduate Programs <i>Passed through from Institute of International Education Fulbright Program</i>	19.009	PS00307547	-	4,606
Investing in People in The Middle East and North Africa	19.021		-	16,779
<i>Passed through from Intl Research and Exchanges Board (IREX)</i>	19.021	SIZ10019GR0034	-	10,376
Educational and Cultural Exchange Programs Appropriation Overseas Grants <i>Passed through from National Trust of Trinidad and Tobago</i>	19.022	AGR00024665	-	3,389
U.S. Ambassadors Fund for Cultural Preservation	19.025		-	14,855
Public Diplomacy Programs	19.040		2,948	6,324
Academic Exchange Programs - Teachers	19.408		-	247,112
Professional and Cultural Exchange Programs - Citizen Exchanges <i>Passed through from Aspen Institute</i>	19.415	S-ECAGD-18-CA-0070	780	199,496
Bureau of Near-Eastern Affairs <i>Passed through from American University of Kurdistan</i>	19.600	SNEAAC20GR0055-SAUF	-	119,450
Criminal Justice Systems	19.703		-	1,120,404
<i>Passed through from Health Through Walls</i>	19.703	HfW09202001	-	57,953
EUR-Other <i>Passed through from Civilian Research & Development Foundation</i>	19.878	G-202105-67826	-	57,233
Other Federal Awards <i>Passed through from Universidad Catolica Boliviana San Pablo</i>	19.RD	00187831.RTF	-	6,206
Total Research And Development Programs Cluster:			3,728	1,864,183
TOTAL U. S. DEPARTMENT OF STATE			3,728	3,887,865
U. S. DEPARTMENT OF THE INTERIOR				
Cultural and Paleontological Resources Management <i>Passed through from Florida Atlantic University Research Corporation</i>	15.224	AGR-20-040; L19AC00274	-	45,466
Joint Fire Science Program	15.232		-	99,559
Bureau of Ocean Energy Management (BOEM) Environmental Studies (ES)	15.423		-	12,121
Marine Minerals Activities	15.424		-	32,061
Water Desalination Research and Development	15.506		-	63,511
Coastal Wetlands Planning, Protection and Restoration	15.614		-	150,000
Cooperative Endangered Species Conservation Fund <i>Passed through from Alabama Dept of Conservation & National</i>	15.615	F20AP11611	67,131	679,665
Clean Vessel Act	15.615		-	8,136
Sportfishing and Boating Safety Act	15.616		1,450,037	1,937,212
Coastal Partners for Fish and Wildlife	15.622		566,297	566,297
State Wildlife Grants	15.630		-	139,623
	15.631		-	2,622
	15.634		284,243	1,518,644

See accompanying notes to the Schedule of Expenditures of Federal Awards

STATE OF FLORIDA

FISCAL YEAR ENDED JUNE 30, 2022

SCHEDULE OF EXPENDITURES OF FEDERAL AWARDS

FEDERAL AGENCY / FEDERAL PROGRAM TITLE / PASS-THROUGH ENTITY	ASSISTANCE LISTING NUMBER	AWARD NUMBER	AMOUNTS PASSED THROUGH TO SUBRECIPIENTS	FEDERAL EXPENDITURES
<i>Passed through from Reef Renewal Foundation International</i>	15.634	AGR00022636	-	8,286
Endangered Species Recovery Implementation	15.657		-	89,212
Fish and Wildlife Coordination and Assistance				
<i>Passed through from Wildlife Management Institute (WMI)</i>	15.664	GSA 00183		6,884
Adaptive Science	15.670			109,812
Youth Engagement, Education, and Employment	15.676			32,036
Cooperative Ecosystem Studies Units	15.678		-	21,988
Combating Wildlife Trafficking	15.679		-	10,969
Prescott Marine Mammal Rescue Assistance	15.683			85,055
White-nose Syndrome National Response Implementation	15.684			59,802
U.S. Geological Survey Research and Data Collection	15.808		-	403,908
National Cooperative Geologic Mapping	15.810		-	214,836
National Geological and Geophysical Data Preservation	15.814		-	6,322
Historic Preservation Fund Grants-In-Aid	15.904		97,500	1,273,306
Outdoor Recreation Acquisition, Development and Planning	15.916		3,307,022	3,507,022
Native American Graves Protection and Repatriation Act	15.922		-	70,070
Natural Resource Stewardship	15.944			6,376
Cooperative Research and Training Programs – Resources of the National Park System	15.945		4,680	325,991
<i>Passed through from New Mexico Institute of Mining & Technology</i>	15.945	P0022134	-	3,536
<i>Passed through from University of North Carolina, Wilmington</i>	15.945	579380-19-01		3
Cultural Resources Management	15.946		-	5,288
National Park Service Conservation, Protection, Outreach, and Education	15.954			93,271
Emergency Supplemental Historic Preservation Fund	15.957			2,148,675
Total Excluding Cluster:			5,776,910	13,737,565
Fish and Wildlife Cluster:				
Sport Fish Restoration	15.605		793,983	10,273,495
Wildlife Restoration and Basic Hunter Education	15.611		1,500	11,709,067
Enhanced Hunter Education and Safety	15.626			235,913
Total Fish and Wildlife Cluster:			795,483	22,218,475
Research And Development Programs Cluster:				
Joint Fire Science Program	15.232		-	6,381
Rangeland Resource Management	15.237			34,904
Threatened and Endangered Species	15.246		-	9,211
Bureau of Ocean Energy Management (BOEM) Environmental Studies (ES)	15.423		-	319,128
Fish and Wildlife Management Assistance	15.608		-	226,129
<i>Passed through from Gulf States Marine Fisheries Commission</i>	15.608	FWS-801-037-2021-UFL	-	9,941
Cooperative Endangered Species Conservation Fund	15.615		-	29,403

See accompanying notes to the Schedule of Expenditures of Federal Awards

STATE OF FLORIDA

FISCAL YEAR ENDED JUNE 30, 2022

SCHEDULE OF EXPENDITURES OF FEDERAL AWARDS

FEDERAL AGENCY / FEDERAL PROGRAM TITLE / PASS-THROUGH ENTITY	ASSISTANCE LISTING NUMBER	AWARD NUMBER	AMOUNTS PASSED THROUGH TO SUBRECIPIENTS	FEDERAL EXPENDITURES
Coastal	15.630		-	194,092
Partners for Fish and Wildlife	15.631		-	20,000
<i>Passed through from National Wildlife Refuge Association</i>	15.631	AGR DTD 11-16-20	-	53,261
State Wildlife Grants	15.634		-	104,037
Migratory Bird Joint Ventures	15.637		-	116,570
<i>Passed through from Texas A&M Agrilife Research</i>	15.637	M2001789	-	18,661
<i>Passed through from University of Maryland Center For Environmental Science</i>	15.637	SA75272301 PO95471	-	156
Marine Turtle Conservation Fund	15.645		-	25,677
National Wildlife Refuge System Enhancements	15.654		-	28,733
Endangered Species Recovery Implementation	15.657		-	154,636
Natural Resource Damage Assessment and Restoration	15.658		-	58,370
Candidate Species Conservation	15.660		-	50,638
Fish and Wildlife Coordination and Assistance Adaptive Science	15.664		-	108,646
<i>Passed through from NatureServe</i>	15.670	FL-052-FV20	-	15,525
<i>Passed through from Wildlife Management Institute</i>	15.670	SA 2021-01	-	8,848
Cooperative Ecosystem Studies Units	15.678		-	167,464
Combating Wildlife Trafficking				
<i>Passed through from Wildlife Crime Prevention</i>	15.679	AGR DTD 7-22-20	-	57,493
Assistance to State Water Resources Research Institutes	15.805		-	153,864
Earthquake Hazards Program Assistance	15.807		-	21,743
U.S. Geological Survey Research and Data Collection	15.808		54,316	2,159,797
National Cooperative Geologic Mapping	15.810		-	2,489
Cooperative Research Units	15.812		-	1,051,417
National and Regional Climate Adaptation Science Centers				
<i>Passed through from North Carolina State University</i>	15.820	2017-1878-06	-	19,680
<i>Passed through from North Carolina State University</i>	15.820	2021-0622-01	-	70,085
Historic Preservation Fund Grants-In-Aid	15.904		-	6,488
National Center for Preservation Technology and Training	15.923		-	8,076
American Battlefield Protection	15.926		8,404	128,781
Cooperative Research and Training Programs – Resources of the National Park System	15.945		46,930	2,891,472
<i>Passed through from City of Tarpon Springs</i>	15.945	AGR00022759	-	31,944
<i>Passed through from University of North Carolina Wilmington</i>	15.945	579380-19-02	-	1,414
Emergency Supplemental Historic Preservation Fund				
<i>Passed through from City of St. Augustine</i>	15.957	PB2020-03A	-	7,046
Other Federal Awards	15.RD	140F0919P0081	2,957	13,284
	15.RD	21158	-	24,513

See accompanying notes to the Schedule of Expenditures of Federal Awards

STATE OF FLORIDA

FISCAL YEAR ENDED JUNE 30, 2022

SCHEDULE OF EXPENDITURES OF FEDERAL AWARDS

FEDERAL AGENCY / FEDERAL PROGRAM TITLE / PASS-THROUGH ENTITY	ASSISTANCE LISTING NUMBER	AWARD NUMBER	AMOUNTS PASSED THROUGH TO SUBRECIPIENTS	FEDERAL EXPENDITURES
Other Federal Awards	15.RD	21162	-	6,405
	15.RD	F17PX00052	-	7,535
	15.RD	F19AC00585	-	5,294
	15.RD	L2IAC10214-00	-	9,057
	15.RD	PO# 40532786 / Contract# 140P5419P0039	-	59,199
<i>Passed through from Atlanta Botanical Garden</i>	15.RD	F19AC00250(252 FWS RCHAP)	-	22,219
<i>Passed through from North Carolina State University</i>	15.RD	2021-0622-01	-	78,436
<i>Passed through from North Carolina State University</i>	15.RD	2022-1412-01	-	7,928
<i>Passed through from TDI-Brooks International, Inc.</i>	15.RD	None	-	20,398
<i>Passed through from Texas A&M University, Agricultural Experiment Station</i>	15.RD	M2102639	-	17,667
<i>Passed through from University of Maryland, College Park</i>	15.RD	72859-Z9321202	-	324,757
<i>Passed through from University of New Hampshire</i>	15.RD	Agreement No. L0042	-	3,651
Total Research And Development Programs Cluster:			112,607	8,972,543
TOTAL U. S. DEPARTMENT OF THE INTERIOR			6,685,000	44,928,583
U. S. DEPARTMENT OF THE TREASURY				
Volunteer Income Tax Assistance (VITA) Matching Grant Program	21.009		-	19,713
Resources and Ecosystems Sustainability, Tourist Opportunities, and Revived Economies of the Gulf Coast States	21.015		140,868	708,149
<i>Passed through from Charlotte County Board of County Commissioners (CCBCC)</i>	21.015	USMGR0842		60,990
<i>Passed through from Levy County</i>	21.015	AGR DTD 10-22-2019		49,045
<i>Passed through from Nature Conservancy</i>	21.015	FCO-FWC-093019-01		14,532
<i>Passed through from Walton County</i>	21.015	1 RDCGR250132-01-00		237,873
Equitable Sharing	21.016			241,871
COVID-19 - Coronavirus Relief Fund	21.019	COVID-19 - COVID-19 - 21.019	513,653	513,653
<i>Passed through from Broward County Board of County Commissioners</i>	21.019	17-CP-HCS-8346-RW-01		62,160
<i>Passed through from Broward County Board of County Commissioners</i>	21.019	21-CP-HCS-8346-RW-01		138,385
<i>Passed through from Broward County Board of County Commissioners</i>	21.019	BW752RP BrowardFDOH Covid Testing		2,195,454
<i>Passed through from Broward County Board of County Commissioners</i>	21.019	COVID-19 Vaccination Services		12,250,008
<i>Passed through from City of Tallahassee</i>	21.019	995179		19,828
<i>Passed through from U.S. Department of the Treasury</i>	21.019	001215519-5820000		320,730
COVID-19 - Emergency Rental Assistance Program	21.023	COVID-19 - Emergency Rental Assist - ARP		294,693,350

See accompanying notes to the Schedule of Expenditures of Federal Awards

STATE OF FLORIDA

FISCAL YEAR ENDED JUNE 30, 2022

SCHEDULE OF EXPENDITURES OF FEDERAL AWARDS

FEDERAL AGENCY / FEDERAL PROGRAM TITLE / PASS-THROUGH ENTITY	ASSISTANCE LISTING NUMBER	AWARD NUMBER	AMOUNTS PASSED THROUGH TO SUBRECIPIENTS	FEDERAL EXPENDITURES
COVID-19 - Emergency Rental Assistance Program	21.023	COVID-19 - Emergency Rental Assist - COVID	-	1,031,774,747
COVID-19 - Homeowner Assistance Fund	21.026	COVID-19 - HAFP-0076	-	70,327,584
CORONA VIRUS STATE AND LOCAL FISCAL RECOVERY FUNDS				
<i>Passed through from City of Tallahassee</i>	21.027	995181	-	11,080
COVID-19 - CORONAVIRUS STATE AND LOCAL FISCAL RECOVERY FUNDS	21.027	COVID-19 - 011-9337C- 2S001	-	13,194,237
	21.027	COVID-19 - 1505-0271	47,171,008	47,171,008
	21.027	COVID-19 - 21.027		194,443,138
	21.027	COVID-19 - 41147		17,373
	21.027	COVID-19 - GAA Section 152 ARP		-
	21.027	COVID-19 - P425F202356- 20B		64,129
<i>Passed through from City of Miami</i>	21.027	COVID-19 - SLFRP0125	8,590,742	118,797,285
<i>Passed through from Lee County</i>	21.027	ARRA - SLFRP2646		5,579
<i>Passed through from Lee County Board of County Commissioners</i>	21.027	ARPA-NEO27A3		47,299
<i>Passed through from Miami Dade County</i>	21.027	SLT-2390		5,761
COVID-19 - Other Federal Awards	21.027	ARRA - SLFRP0150		77,023
<i>Passed through from Corporation for Public Broadcasting</i>	21.009	None	-	151,820
Total Excluding Cluster:			56,416,271	1,787,613,804
Research And Development Programs Cluster:				
Resources and Ecosystems Sustainability, Tourist Opportunities, and Revived Economies of the Gulf Coast States	21.015		-	233,908
<i>Passed through from Bay County</i>	21.015	IRDCGR030140	-	165,088
COVID-19 - CORONAVIRUS STATE AND LOCAL FISCAL RECOVERY FUNDS	21.027	COVID-19 - SLFRP0209	-	53,303
Total Research And Development Programs Cluster:			-	452,299
TOTAL U. S. DEPARTMENT OF THE TREASURY			56,416,271	1,788,066,103
U. S. DEPARTMENT OF TRANSPORTATION				
Airport Improvement Program	20.106			1,096,972
Aircraft Pilots Workforce Development Grant Program				
<i>Passed through from FEDERAL AVIATION ADMINISTRATION</i>	20.111	G-21-WD-AP-051	-	143,201
Highway Research and Development Program	20.200		-	140,817
<i>Passed through from Critical Ops, LLC</i>	20.200	HR 20-124	-	19,050
Highway Training and Education	20.215			14,159
Commercial Driver's License Program Implementation Grant	20.232			215,584
Commercial Motor Vehicle Operator Safety Training Grants	20.235			45,066

See accompanying notes to the Schedule of Expenditures of Federal Awards

STATE OF FLORIDA

FISCAL YEAR ENDED JUNE 30, 2022

SCHEDULE OF EXPENDITURES OF FEDERAL AWARDS

FEDERAL AGENCY / FEDERAL PROGRAM TITLE / PASS-THROUGH ENTITY	ASSISTANCE LISTING NUMBER	AWARD NUMBER	AMOUNTS PASSED THROUGH TO SUBRECIPIENTS	FEDERAL EXPENDITURES
Railroad Safety	20.301		4,000	17,567
Consolidated Rail Infrastructure and Safety Improvements	20.325			172,942
Metropolitan Transportation Planning and State and Non-Metropolitan Planning and Research	20.505		9,034,312	11,261,360
<i>Passed through from Florida Metro Planning & Organization Advisory Council</i>	20.505	BDV25 943-104	-	15
<i>Passed through from Florida Metro Planning & Organization Advisory Council</i>	20.505	BDV25 943-122	-	5
<i>Passed through from Florida Metro Planning & Organization Advisory Council</i>	20.505	BDV25-943 133	-	14,057
<i>Passed through from Florida Metro Planning & Organization Advisory Council</i>	20.505	BE821	-	23,358
<i>Passed through from Florida Metro Planning & Organization Advisory Council</i>	20.505	PR10145103-V3	-	53,243
COVID-19 - Formula Grants for Rural Areas and Tribal Transit Program	20.509	COVID-19 - 20.509	5,726,630	5,726,630
	20.509	COVID-19 - FL-2020-119	13,932,842	13,932,842
	20.509		12,833,400	13,924,087
Formula Grants for Rural Areas and Tribal Transit Program	20.514		24,000	136,505
Public Transportation Research, Technical Assistance, and Training	20.514	VA-2019-004-00		15,854
<i>Passed through from Operation Life Saver Inc.</i>	20.527			194,658
Public Transportation Emergency Relief Program	20.528			412,041
Rail Fixed Guideway Public Transportation System State Safety Oversight Formula Grant Program	20.530			467,255
Public Transportation Innovation	20.531		13,072	670,420
Technical Assistance and Workforce Development	20.614			465,520
National Highway Traffic Safety Administration (NHTSA) Discretionary Safety Grants and Cooperative Agreements	20.614			
<i>Passed through from National Safety Council</i>	20.615	DTNH2215H00473-0002		14,832
E-911 Grant Program	20.701			4,252,917
University Transportation Centers Program	20.703			36,304
Interagency Hazardous Materials Public Sector Training and Planning Grants	20.723		608,876	736,388
PHIMSA Pipeline Safety Research and Development "Other Transaction Agreements"	20.910	G27742-11031		71,037
<i>Passed through from ENSCO, Inc.</i>	20.U08			125,009
Assistance to Small and Disadvantaged Businesses	20.U08	BDV 25 977-62		765
Other Federal Awards	20.U08	BDV25 977-75		108,950
	20.U08	BDV25 977-81		23,854
	20.U08	BDV30 943-52		982
	20.U08	BDV30-943-48		540
	20.U08	BDV30-943-51		8,515
	20.U08	BEB63		58,430
	20.U08	BED25 977-04		52,674
	20.U08	BED25 977-05		48,571
	20.U08	G1Q30		218,609
	20.U08	TR-2021-00100		99,229

See accompanying notes to the Schedule of Expenditures of Federal Awards

STATE OF FLORIDA

FISCAL YEAR ENDED JUNE 30, 2022

SCHEDULE OF EXPENDITURES OF FEDERAL AWARDS

FEDERAL AGENCY / FEDERAL PROGRAM TITLE / PASS-THROUGH ENTITY	ASSISTANCE LISTING NUMBER	AWARD NUMBER	AMOUNTS PASSED THROUGH TO SUBRECIPIENTS	FEDERAL EXPENDITURES
<i>Passed through from ENSCO, Inc.</i>	20.U08	G27404-4100	-	6,660
<i>Passed through from Leitdos, Inc</i>	20.U08	P010268915 TO 01	-	10,774
Total Excluding Cluster:			42,177,132	55,038,248
Federal Transit Cluster:				
Federal Transit Capital Investment Grants	20.500			4,162,024
COVID-19 - Federal Transit Formula Grants	20.507	COVID-19 - 20.507		1,919,469
	20.507	COVID-19 - FL-2020-114		2,302,373
	20.507			22,296,071
Federal Transit Formula Grants	20.507	PO #5471	-	42,569
<i>Passed through from Senior Resource Association</i>				
Buses and Bus Facilities Formula, Competitive, and Low or No Emissions Programs	20.526		1,450,872	1,847,678
Total Federal Transit Cluster:			1,450,872	32,570,184
FMCSA Cluster:				
Motor Carrier Safety Assistance	20.218			12,460,942
Total FMCSA Cluster:				12,460,942
Highway Planning and Construction Cluster:				
COVID-19 - Highway Planning and Construction	20.205	COVID-19 - CRRSA - FAC Z971		65,433,846
Highway Planning and Construction	20.205		110,227,123	1,983,762,386
<i>Passed through from WSP USA Inc.</i>	20.205	182779	-	50,760
Recreational Trails Program	20.219		2,033,895	2,033,895
Total Highway Planning and Construction Cluster:			112,261,018	2,051,280,887
Highway Safety Cluster:				
State and Community Highway Safety	20.600		4,162,186	8,446,458
<i>Passed through from Texas A&M University</i>	20.600	M2101098	-	26,752
<i>Passed through from The University of North Florida Training and Service Institute</i>	20.600	PO2020202357		53,112
National Priority Safety Programs	20.616		2,334,096	9,638,283
Total Highway Safety Cluster:			6,496,282	18,164,605
Research And Development Programs Cluster:				
Aviation Research Grants	20.108			698,016
<i>Passed through from University of Maryland</i>	20.108	97581-Z9673201	-	118,439
Air Transportation Centers of Excellence	20.109		-	267,393
Highway Research and Development Program	20.200		-	19,993
<i>Passed through from California State Polytechnic University, Pomona</i>	20.200	S20-009100-UFL	-	1,889
<i>Passed through from National Academy of Sciences</i>	20.200	HR 08-135 SUB0001643	10,588	34,296
<i>Passed through from National Academy of Sciences</i>	20.200	HR 10-99 SUBB001154	48,273	122,557
<i>Passed through from National Academy of Sciences</i>	20.200	HR 15-66 - PO SUB0001633	201,424	343,620
<i>Passed through from National Academy of Sciences</i>	20.200	HR 18-19 SUB0001378_905	175,671	256,311

See accompanying notes to the Schedule of Expenditures of Federal Awards

STATE OF FLORIDA

FISCAL YEAR ENDED JUNE 30, 2022

SCHEDULE OF EXPENDITURES OF FEDERAL AWARDS

FEDERAL AGENCY / FEDERAL PROGRAM TITLE / PASS-THROUGH ENTITY	ASSISTANCE LISTING NUMBER	AWARD NUMBER	AMOUNTS PASSED THROUGH TO SUBRECIPIENTS	FEDERAL EXPENDITURES
<i>Passed through from National Academy of Sciences</i>	20.200	HR 22-48	89,976	284,054
<i>Passed through from National Academy of Sciences</i>	20.200	HR 22-49	93,077	186,332
<i>Passed through from National Academy of Sciences</i>	20.200	NCHRP-222	-	44,198
<i>Passed through from University of Connecticut</i>	20.200	335292	-	68,349
<i>Passed through from University of Connecticut</i>	20.200	378683	-	207,106
Highway Planning and Construction	20.205	-	-	283,296
<i>Passed through from MetroPlan Orlando</i>	20.205	AGR00013358	-	23,672
<i>Passed through from MetroPlan Orlando</i>	20.205	AWD00001253	-	25,803
<i>Passed through from University of Illinois Urbana-Champaign</i>	20.205	087795-18578	-	12,500
Highway Training and Education	20.215	-	-	15,166
Consolidated Rail Infrastructure and Safety Improvements	-	-	-	-
<i>Passed through from Kansas State University</i>	20.325	A20-0537-S003	-	91,089
Metropolitan Transportation Planning and State and Non-Metropolitan Planning and Research	20.505	-	-	46,297
Public Transportation Research, Technical Assistance, and Training	20.514	-	-	223,708
State and Community Highway Safety	20.600	-	-	1,497,254
<i>Passed through from The University of North Florida Training and Service Institute</i>	20.600	PO202202354	-	58,707
<i>Passed through from The University of North Florida Training and Service Institute</i>	20.600	PO202202356	-	58,162
State Traffic Safety Information System Improvement Grants	20.610	-	-	4
National Priority Safety Programs	20.616	-	-	891,867
University Transportation Centers Program	20.701	-	1,759,121	5,241,596
<i>Passed through from Cornell University</i>	20.701	79841-10830	-	395,864
<i>Passed through from The University of North Carolina at Chapel Hill</i>	20.701	Subaward 5106577	-	285,481
<i>Passed through from University of Texas, Arlington</i>	20.701	019-11	-	42,136
<i>Passed through from University of Texas, Arlington</i>	20.701	021-05	-	35,880
<i>Passed through from University of Texas, Arlington</i>	20.701	021-15	-	26,505
<i>Passed through from University of Texas, Arlington</i>	20.701	CTEDD 019-13	-	19
<i>Passed through from University of Texas, Arlington</i>	20.701	CTEDD 020-03	-	29,623
<i>Passed through from University of Texas, Arlington</i>	20.701	CTEDD 020-05	-	11,390
<i>Passed through from University of Texas, Arlington</i>	20.701	CTEDD 020-07	-	6,944
<i>Passed through from University of Texas, Arlington</i>	20.701	CTEDD 021-03	-	47,989
<i>Passed through from University of Texas, Arlington</i>	20.701	CTEDD 021-06	-	36,126
<i>Passed through from University of Texas, Arlington</i>	20.701	CTEDD 021-11	-	45,768
<i>Passed through from Washington State University</i>	20.701	135461 SPC001559 (Previously 135461 G004201)	-	64,222
State and Local Government Data Analysis Tools for Roadway Safety	20.935	DOT-OSTP-SDI-2019-002	-	142,154
<i>Passed through from MetroPlan Orlando</i>	20.RD	15-C-CST-LUCF-012	-	102,401
Other Federal Awards	-	-	-	-

See accompanying notes to the Schedule of Expenditures of Federal Awards

STATE OF FLORIDA
FISCAL YEAR ENDED JUNE 30, 2022
SCHEDULE OF EXPENDITURES OF FEDERAL AWARDS

FEDERAL AGENCY / FEDERAL PROGRAM TITLE / PASS-THROUGH ENTITY	ASSISTANCE LISTING NUMBER	AWARD NUMBER	AMOUNTS PASSED THROUGH TO SUBRECIPIENTS	FEDERAL EXPENDITURES
Other Federal Awards			23,168	53,197
	20.RD	693J1620C0000004		88,587
	20.RD	69A3551747104		100,132
	20.RD	977-34		39,712
	20.RD	977-35		3,631
	20.RD	Agreement # BEC96, Project 4407441B201		78,173
	20.RD	BDV24 977-41		165,740
	20.RD	BDV24 TWO 977-36		608
	20.RD	BDV29 TWO 949-03		11,302
	20.RD	BDV29 TWO 949-04		84,646
	20.RD	BDV29 TWO 977-39		4,038
	20.RD	BDV29 TWO 977-43		8,500
	20.RD	BDV29 TWO 977-44		93,484
	20.RD	BDV29 TWO 977-51		62,572
	20.RD	BDV29 TWO 977-52		35,317
	20.RD	BDV29 TWO 977-54		21,190
	20.RD	BDV29 TWO 977-57		73,711
	20.RD	BDV29 TWO 977-58		135,958
	20.RD	BDV29 TWO 977-59		92,014
	20.RD	BDV29 TWO 977-60		151,364
	20.RD	BDV29 TWO 977-61		73,536
	20.RD	BDV29 TWO 977-62		20,460
	20.RD	BDV29 TWO 977-63		125,761
	20.RD	BDV29 TWO 977-64		25,820
	20.RD	BDV29 TWO 977-65		87,392
	20.RD	BDV29 TWO 977-66	28,000	3,449
	20.RD	BDV30 TWO 706-01		14,289
	20.RD	BDV30 TWO 977-32		136,264
	20.RD	BDV30-943-53		126,909
	20.RD	BDV30-945-001		22,505
	20.RD	BDV30-977-34		34,126
	20.RD	BDV30-977-35		64,957
	20.RD	BDV31 977 115		100,374
	20.RD	BDV31 977-140	11,732	51,186
	20.RD	BDV31 977-142		104,798
	20.RD	BDV31 977-71		34,406
	20.RD	BDV31 977-89		

See accompanying notes to the Schedule of Expenditures of Federal Awards

STATE OF FLORIDA

FISCAL YEAR ENDED JUNE 30, 2022

SCHEDULE OF EXPENDITURES OF FEDERAL AWARDS

FEDERAL AGENCY / FEDERAL PROGRAM TITLE / PASS-THROUGH ENTITY	ASSISTANCE LISTING NUMBER	AWARD NUMBER	AMOUNTS PASSED THROUGH TO SUBRECIPIENTS	FEDERAL EXPENDITURES
Other Federal Awards	20.RD	BDV31-977-90	-	24,814
	20.RD	BDV31 TO No 977-145	-	50,178
	20.RD	BDV31 TWO 977-107	-	77,394
	20.RD	BDV31 TWO 977-116	-	331,862
	20.RD	BDV31 TWO 977-117	-	61,569
	20.RD	BDV31 TWO 977-127	-	81,988
	20.RD	BDV31 TWO 977-128	-	3,996
	20.RD	BDV31 TWO 977-135	-	74,156
	20.RD	BDV31 TWO 977-136	-	1,988
	20.RD	BDV31 TWO 977-138	-	81,468
	20.RD	BDV31 TWO 977-77	-	29,026
	20.RD	BDV31 TWO 977-97	-	48,109
	20.RD	BDV3182017	-	50,667
	20.RD	BDV31932-10	-	55,407
	20.RD	BDV31-943-02	-	52,383
	20.RD	BDV31-977-109	-	19,085
	20.RD	BDV31-977-110	-	22,494
	20.RD	BDV31-977-114	-	27,359
	20.RD	BDV31-977-123	-	74,335
	20.RD	BDV31-977-124	-	53,412
	20.RD	BDV31-977-125	-	66,138
	20.RD	BDV31-977-129	-	5,771
	20.RD	BDV31-977-134	-	55,837
	20.RD	BDV31-977-143	-	43,537
	20.RD	BDV31-977-144	-	57,270
	20.RD	BDV31-977-72	-	25,108
	20.RD	BDV31-977-73	-	15,473
	20.RD	BDV31-977-76	-	33,660
	20.RD	BDV31-977-88	-	11,918
	20.RD	BE694	-	23,593
	20.RD	BE715	-	1,906
	20.RD	BE920 945-001	-	186,600
	20.RD	BE975, Project I.D. 4364921B201	52,876	147,995
	20.RD	BEA10	-	139,306
	20.RD	BEB28	-	58,508
	20.RD	BEC00	-	47,282

See accompanying notes to the Schedule of Expenditures of Federal Awards

STATE OF FLORIDA

FISCAL YEAR ENDED JUNE 30, 2022

SCHEDULE OF EXPENDITURES OF FEDERAL AWARDS

FEDERAL AGENCY / FEDERAL PROGRAM TITLE / PASS-THROUGH ENTITY	ASSISTANCE LISTING NUMBER	AWARD NUMBER	AMOUNTS PASSED THROUGH TO SUBRECIPIENTS	FEDERAL EXPENDITURES
Other Federal Awards	20.RD	BEC01	-	57,900
	20.RD	BEC02	-	31,800
	20.RD	BEC75	-	139,922
	20.RD	BEC98	-	8,868
	20.RD	BED26 977-02	-	884
	20.RD	BED31 TWO 977-02	-	24,464
	20.RD	BVD30 TWO 977-36	-	52,753
	20.RD	Contract No. 693U321C000038	-	11,490
	20.RD	Master Agreement BDV27 / Task Order 977-16	-	7,479
	20.RD	Master Agreement BDV27 TWO 977-17	-	45
	20.RD	Sponsor: FDOT Project # 80001378BDV29 TWO 977- 68	-	61,489
<i>Passed through from Arizona State University</i>	20.RD	17-162	-	142,409
<i>Passed through from Connected Wise LLC</i>	20.RD	V21 Communication	-	12,628
<i>Passed through from Dunlap and Associates, Inc.</i>	20.RD	AGR DTD 01-12-2018	-	42,014
<i>Passed through from Leitdos Inc.</i>	20.RD	Agreement No: P010240151, Task Order #2	-	50,078
<i>Passed through from Leitdos Inc.</i>	20.RD	IDIQ No.: P010240151, TO# 1	-	38,937
<i>Passed through from Leitdos Inc.</i>	20.RD	Subcontract No : P010244533	-	47,790
<i>Passed through from Leitdos, Inc</i>	20.RD	P010195988	-	28,254
<i>Passed through from Leitdos, Inc</i>	20.RD	P010195988	-	45,723
<i>Passed through from National Academy of Sciences</i>	20.RD	BTS-19	-	144,166
<i>Passed through from National Academy of Sciences</i>	20.RD	Transit-98	-	37,997
<i>Passed through from San Jose State University Research Foundation</i>	20.RD	21-1100-5726-UFLMOHEBBI	-	20,188
<i>Passed through from Transportation Research Board</i>	20.RD	TRANSIT-96	-	25,752
<i>Passed through from Transtek International Group, LLC</i>	20.RD	6913G621C100003	-	32,186
<i>Passed through from University of Iowa</i>	20.RD	S02311-01	-	244,809
<i>Passed through from University of Kansas</i>	20.RD	FY2021-074	-	70,291
<i>Passed through from Wiss Janney Elstner Associates Inc.</i>	20.RD	BE725 (FDOT RTP-19-9059- GH)	-	16,619
<i>Passed through from WSP USA INC.</i>	20.RD	WSP 182643	-	1,487
Total Research And Development Programs Cluster:			2,493,906	18,264,298
Transit Services Programs Cluster:			1,542,204	1,542,204
COVID-19 - Enhanced Mobility of Seniors and Individuals with Disabilities	20.513	COVID-19 - 20.513		

See accompanying notes to the Schedule of Expenditures of Federal Awards

STATE OF FLORIDA

FISCAL YEAR ENDED JUNE 30, 2022

SCHEDULE OF EXPENDITURES OF FEDERAL AWARDS

FEDERAL AGENCY / FEDERAL PROGRAM TITLE / PASS-THROUGH ENTITY	ASSISTANCE LISTING NUMBER	AWARD NUMBER	AMOUNTS PASSED THROUGH TO SUBRECIPIENTS	FEDERAL EXPENDITURES
Enhanced Mobility of Seniors and Individuals with Disabilities	20.513		13,714,783	13,714,783
New Freedom Program	20.521		64,022	64,022
Total Transit Services Programs Cluster:			15,321,009	15,321,009
TOTAL U. S. DEPARTMENT OF TRANSPORTATION			180,200,219	2,203,100,173
U. S. DEPARTMENT OF VETERANS AFFAIRS				
Grants to States for Construction of State Home Facilities	64.005			3,449,040
Veterans State Domiciliary Care	64.014			2,416,038
Veterans State Nursing Home Care	64.015			43,589,306
Veterans Home Based Primary Care	64.022		-	14,571
VA Homeless Providers Grant and Per Diem Program	64.024		-	107,246
Post-9/11 Veterans Educational Assistance	64.027			1,272,640
VA Supportive Services for Veteran Families Program	64.028			26,256
<i>Passed through from Meridian Behavioral Healthcare, Inc.</i>				
Veterans Information and Assistance	64.033	14-FL-184	-	25,664
Survivors and Dependents Educational Assistance	64.115			1,063,568
Other Federal Awards	64.117			1,370,185
	64.U14	AGR DTD 10-18-2021	-	63,047
	64.U14	PO 516C00222	-	2,821
	64.U14	VA248-17-P-2598	-	34,116
	64.U14	xVA240-17-C-0045	-	419,022
Total Excluding Cluster:			-	53,853,520
Research And Development Programs Cluster:				
Other Federal Awards	64.RD	36C24820C0054	-	27,821
	64.RD	36C24820C0083	-	6,600
	64.RD	36C24821C0027 573-C12315	-	101,471
	64.RD	36C26320C0036	-	114,310
	64.RD	AGR DTD 03-06-2020	-	26,896
	64.RD	AGR DTD 03-19-2021	-	54,334
	64.RD	AGR DTD 04-14-2017	-	145
	64.RD	AGR DTD 05-04-2021	-	4,974
	64.RD	AGR DTD 05-17-2021	-	95,490
	64.RD	AGR DTD 06-14-2021	-	15,541
	64.RD	AGR DTD 06-27-2020	-	44,837
	64.RD	AGR DTD 06-28-2021	-	23,952
	64.RD	AGR DTD 07-15-2020	-	2,892
	64.RD	AGR DTD 08-26-2020	-	23,086
	64.RD	AGR DTD 09-03-2020	-	17,985

See accompanying notes to the Schedule of Expenditures of Federal Awards

STATE OF FLORIDA
FISCAL YEAR ENDED JUNE 30, 2022
SCHEDULE OF EXPENDITURES OF FEDERAL AWARDS

FEDERAL AGENCY / FEDERAL PROGRAM TITLE / PASS-THROUGH ENTITY	ASSISTANCE LISTING NUMBER	AWARD NUMBER	AMOUNTS PASSED THROUGH TO SUBRECIPIENTS	FEDERAL EXPENDITURES
Other Federal Awards	64.RD	AGR DTD 09-14-21	-	2,373
	64.RD	AGR DTD 09-16-21	-	49,947
	64.RD	AGR DTD 09-22-2020	-	17,666
	64.RD	AGR DTD 10-17-2019	-	11,480
	64.RD	AGR DTD 11-29-2019	-	17,896
	64.RD	AGR DTD 12-07-2021	-	20,233
	64.RD	AGR DTD 12-09-2021	-	24,014
	64.RD	AGR DTD 12-17-2020	-	56,189
	64.RD	AGR DTD 12-20-2021	-	13,255
	64.RD	AGR DTD 12-21-2020	-	11,462
	64.RD	AGR DTD 12-26-2021	-	4,966
	64.RD	AGR DTD 3-9-2022	-	12,445
	64.RD	AGR DTD 4-5-2020	-	9,365
	64.RD	AGR DTD 8-05-2020	-	2,662
	64.RD	AGR DTD 8-18-2020	-	614
	64.RD	D16079	-	52,948
	64.RD	IPA	-	56,781
	64.RD	IPA - G. Charamathi	-	21,445
	64.RD	IPA Agreement Gurjit Sidh	-	50,588
	64.RD	IPA Agreement_Whitlock	-	4,631
	64.RD	IPA Agreement-Evan Waters	-	29,923
	64.RD	IPA DTD 04-10-2020	-	4,202
	64.RD	IPA DTD 05-15-2019	-	38,330
	64.RD	IPA DTD 05-17-2021	-	32,239
	64.RD	IPA DTD 07-14-2021	-	8,819
	64.RD	IPA DTD 07-17-2019	-	12,014
	64.RD	IPA DTD 08-05-2020	-	48,301
	64.RD	IPA DTD 08-16-2021	-	8,171
	64.RD	IPA DTD 09-16-2020	-	68,117
	64.RD	IPA DTD 09-18-2020	-	3,796
	64.RD	IPA DTD 12-03-2020	-	10,206
	64.RD	IPA DTD 12-8-2020	-	1,702
	64.RD	None	-	40,499
	64.RD	PO# 546-C13097 (Old)	-	17,747
	64.RD	PO#546-C03086	-	
	64.RD	PO# 689-C25208	-	8,930
	64.RD	PO# 689-D15093	-	15,483

See accompanying notes to the Schedule of Expenditures of Federal Awards

STATE OF FLORIDA

FISCAL YEAR ENDED JUNE 30, 2022

SCHEDULE OF EXPENDITURES OF FEDERAL AWARDS

FEDERAL AGENCY / FEDERAL PROGRAM TITLE / PASS-THROUGH ENTITY	ASSISTANCE LISTING NUMBER	AWARD NUMBER	AMOUNTS PASSED THROUGH TO SUBRECIPIENTS	FEDERAL EXPENDITURES
Other Federal Awards	64.RD	VA248-17-P-2782	-	1
Total Research And Development Programs Cluster:			-	1,349,774
TOTAL U. S. DEPARTMENT OF VETERANS AFFAIRS			-	55,203,294
U. S. ENVIRONMENTAL PROTECTION AGENCY				
Air Pollution Control Program Support	66.001		-	38,512
State Indoor Radon Grants	66.032		-	185,486
Surveys, Studies, Research, Investigations, Demonstrations, and Special Purpose Activities Relating to the Clean Air Act	66.034		-	512,545
Gulf Coast Ecosystem Restoration Council Comprehensive Plan Component				
<i>Passed through from Escambia County BCC</i>	66.130	GC-00D8-1118-0	-	328
<i>Passed through from Pinellas County Florida</i>	66.130	EPA - Fort Desoto Park	-	24,076
Multipurpose Grants to States and Tribes	66.204		-	13,034
Water Pollution Control State, Interstate, and Tribal Program Support	66.419		-	407,169
Surveys, Studies, Investigations, Demonstrations, and Training Grants and Cooperative Agreements - Section 104(b)(3) of the Clean Water Act	66.436		8,000	466,885
<i>Passed through from Georgia Southern University Research & Service Foundation Inc. (GSURSF)</i>	66.436	39G1882-01		13,254
Lead Testing in School and Child Care Program Drinking Water (SDWA 1464(d))	66.444		387,560	387,560
Water Quality Management Planning	66.454		216,376	216,376
National Estuary Program				
<i>Passed through from Charlotte Harbor National Estuary Program</i>	66.456	PO#51112	-	19,702
<i>Passed through from City of Punta Gorda</i>	66.456	PO 049310	-	9,373
<i>Passed through from City of Punta Gorda</i>	66.456	PO#052193	-	49,013
<i>Passed through from Indian River Lagoon National Estuary Program (IRL Council)</i>	66.456	IRL2021-11	-	15,632
<i>Passed through from Tampa Bay Estuary Program</i>	66.456	30017-130417	-	3,066
Nonpoint Source Implementation Grants	66.460		4,977,489	7,214,896
Regional Wetland Program Development Grants	66.461		-	111,247
<i>Passed through from Tampa Bay Estuary Program</i>	66.461	PO #6851 (FWC #15316)	-	4,273
Beach Monitoring and Notification Program Implementation Grants	66.472		-	398,366
Gulf of Mexico Program	66.475		353,423	490,415
South Florida Geographic Initiatives Program	66.484		-	75,451
Performance Partnership Grants	66.605		295,247	14,493,292
Pollution Prevention Program	66.708		-	17,419
Superfund State, Political Subdivision, and Indian Tribe Site-Specific Cooperative Agreements	66.802		-	258,639
Underground Storage Tank (UST) Prevention, Detection, and Compliance Program	66.804		-	657,478
Leaking Underground Storage Tank Trust Fund Corrective Action Program	66.805		-	1,900,051
Environmental Workforce Development and Job Training Cooperative Agreements				
<i>Passed through from Corporation to Develop Communities Tampa</i>	66.815	01D03520/PO-2021-1602022	-	55,697

See accompanying notes to the Schedule of Expenditures of Federal Awards

STATE OF FLORIDA

FISCAL YEAR ENDED JUNE 30, 2022

SCHEDULE OF EXPENDITURES OF FEDERAL AWARDS

FEDERAL AGENCY / FEDERAL PROGRAM TITLE / PASS-THROUGH ENTITY	ASSISTANCE LISTING NUMBER	AWARD NUMBER	AMOUNTS PASSED THROUGH TO SUBRECIPIENTS	FEDERAL EXPENDITURES
State and Tribal Response Program Grants	66.817		-	416,165
Environmental Education Grants	66.951			60,500
Other Federal Awards	66.U15	NF075	-	235,635
	66.U15	NF088	-	209,549
<i>Passed through from Extension Foundation</i>	66.U15	SA-2021-11	-	12,697
<i>Passed through from Extension Foundation</i>	66.U15	SA-2022-36	-	7,706
<i>Passed through from Florida Institute of Technology</i>	66.U15	GR-232571	-	976
<i>Passed through from North American Association for Environmental Education</i>	66.U15	AGR DTD 10-08-2021	-	3,305
<i>Passed through from North American Association for Environmental Education</i>	66.U15	AGR0002852	-	39,517
<i>Passed through from Southeast Aquatic Resources Partnership</i>	66.U15	EPA-FTF-001-2020	-	2,120
Total Excluding Cluster:			6,238,095	29,027,405
Clean Water State Revolving Fund Cluster:				
Capitalization Grants for Clean Water State Revolving Funds	66.458		20,432,207	20,432,207
Total Clean Water State Revolving Fund Cluster:			20,432,207	20,432,207
Drinking Water State Revolving Fund Cluster:				
Capitalization Grants for Drinking Water State Revolving Funds	66.468		39,066,148	40,433,499
Total Drinking Water State Revolving Fund Cluster:			39,066,148	40,433,499
Research And Development Programs Cluster:				
Gulf Coast Ecosystem Restoration Council Comprehensive Plan Component	66.130		-	11,233
Surveys, Studies, Investigations, Demonstrations, and Training Grants and Cooperative Agreements - Section 104(b)(3) of the Clean Water Act	66.436		14,236	597,780
<i>Passed through from Georgia Southern University</i>	66.436	39G1882-01	-	44,471
<i>Passed through from Miami Waterkeeper</i>	66.436	Agreement	-	66,604
Long Island Sound Program				
<i>Passed through from Clark University</i>	66.437	2S193-7531		8,247
National Estuary Program				
<i>Passed through from Indian River Lagoon Council</i>	66.456	IRL2020-16	18,602	34,515
<i>Passed through from IRL Council</i>	66.456	Contract #IRL2021-12 / Encumbrance#GL01-1546		36,031
<i>Passed through from IRL Council</i>	66.456	Contract# IRL 2020-18		10,439
<i>Passed through from IRL Council</i>	66.456	Contract# IRL2019-14; Encumbrance#GL01-1724		24,636
<i>Passed through from IRL Council</i>	66.456	Contract# IRL2020-15		23,989
<i>Passed through from IRL Council</i>	66.456	Contract# IRL2021-19 / Encumbrance# GL 03-1738		25,857
Nonpoint Source Implementation Grants	66.460		-	19,914
Regional Wetland Program Development Grants	66.461		-	164,362
Gulf of Mexico Program	66.475		-	120,522

See accompanying notes to the Schedule of Expenditures of Federal Awards

STATE OF FLORIDA

FISCAL YEAR ENDED JUNE 30, 2022

SCHEDULE OF EXPENDITURES OF FEDERAL AWARDS

FEDERAL AGENCY / FEDERAL PROGRAM TITLE / PASS-THROUGH ENTITY	ASSISTANCE LISTING NUMBER	AWARD NUMBER	AMOUNTS PASSED THROUGH TO SUBRECIPIENTS	FEDERAL EXPENDITURES
<i>Passed through from Atlanta Botanical Garden</i>	66.475	AGR00023392	-	19,246
<i>Passed through from Northwest Florida Water Management District</i>	66.475	21-059	-	33,822
South Florida Geographic Initiatives Program	66.484		-	569,260
Science To Achieve Results (STAR) Research Program	66.509		148,109	1,071,122
<i>Passed through from Purdue University</i>	66.509	16200034-024	-	105,244
Office of Research and Development Consolidated Research/Training/Fellowships				
<i>Passed through from Cornwell Research Group</i>	66.511	4965	-	64,272
P3 Award: National Student Design Competition for Sustainability	66.516		-	118,732
Solid Waste Management Assistance Grants	66.808		-	87,517
Environmental Education Grants				
<i>Passed through from Education Fund</i>	66.951	Consultant Agreement	-	1,044
Other Federal Awards	66.RD	02D20822	-	817
	66.RD	68HE0B21P0373	-	9,785
	66.RD	HW678	-	77,111
	66.RD	PO No 68HE0B20P0405	-	6,347
	66.RD	WQ040	-	349
	66.RD	WQ171	-	102,598
<i>Passed through from City of Satellite Beach</i>	66.RD	Prime Contract No. IRL2019-15	-	6,766
<i>Passed through from General Dynamics Information Technology, Inc.</i>	66.RD	7SK00048MD	-	32,542
<i>Passed through from Health Effects Institute</i>	66.RD	4981-RFA9-2/21-4	-	81,874
<i>Passed through from International Executive Service Corps</i>	66.RD	IRL2021-15	-	45,376
<i>Passed through from International Executive Service Corps</i>	66.RD	IRL2021-18	-	31,734
<i>Passed through from IRL Council</i>	66.RD	IRL2020-05	-	21,726
<i>Passed through from IRL Council</i>	66.RD	IRL2020-14	2,945	8,181
<i>Passed through from Monroe County</i>	66.RD	AGR00021297	-	2,001
<i>Passed through from RTI International</i>	66.RD	4-312-0217382-66044L	-	170,348
<i>Passed through from Sanibel-Capri Conservation Foundation</i>	66.RD	AGR00022184	-	48,324
<i>Passed through from Tampa Bay Estuary Program</i>	66.RD	7122	-	4,676
<i>Passed through from University of California, San Diego</i>	66.RD	KR 704967	-	20,752
Total Research And Development Programs Cluster:			183,892	3,930,166
TOTAL U. S. ENVIRONMENTAL PROTECTION AGENCY			65,920,342	93,823,277
U. S. EQUAL EMPLOYMENT OPPORTUNITY COMMISSION				
Employment Discrimination Title I of The Americans with Disabilities Act	30.011			302,088
Total Excluding Cluster:				302,088
TOTAL U. S. EQUAL EMPLOYMENT OPPORTUNITY COMMISSION				302,088

See accompanying notes to the Schedule of Expenditures of Federal Awards

STATE OF FLORIDA

FISCAL YEAR ENDED JUNE 30, 2022

SCHEDULE OF EXPENDITURES OF FEDERAL AWARDS

FEDERAL AGENCY / FEDERAL PROGRAM TITLE / PASS-THROUGH ENTITY	ASSISTANCE LISTING NUMBER	AWARD NUMBER	AMOUNTS PASSED THROUGH TO SUBRECIPIENTS	FEDERAL EXPENDITURES
U. S. GENERAL SERVICES ADMINISTRATION				
Donation of Federal Surplus Personal Property	39.003			685,481
Election Reform Payments	39.011		3,041,770	6,545,791
Other Federal Awards	39.U10	OX0003279	-	15,454
Total Excluding Cluster:			3,041,770	7,246,726
TOTAL U. S. GENERAL SERVICES ADMINISTRATION			3,041,770	7,246,726
U. S. NUCLEAR REGULATORY COMMISSION				
Research And Development Programs Cluster:				
U.S. Nuclear Regulatory Commission Scholarship and Fellowship Program	77.008		-	686,385
Other Federal Awards	77.RD	NRCHQ6017E0001	-	159,042
	77.RD	19-20046 PO 20-50009	-	25,920
<i>Passed through from Information Systems Laboratories, Inc.</i>			-	871,347
Total Research And Development Programs Cluster:			-	871,347
TOTAL U. S. NUCLEAR REGULATORY COMMISSION			-	871,347
U. S. OFFICE OF PERSONNEL MANAGEMENT				
Federal Civil Service Employment	27.001		-	1,395,453
Total Excluding Cluster:			-	1,395,453
TOTAL U. S. OFFICE OF PERSONNEL MANAGEMENT			-	1,395,453
U. S. SMALL BUSINESS ADMINISTRATION				
COVID-19 - Small Business Development Centers	59.037	COVID-19 - 210131	138,213	1,201,079
	59.037	COVID-19 - 210131 (CARES ACT 2020) (COVID 19)		569,868
	59.037	COVID-19 - 210154		430,658
	59.037	COVID-19 - SBAHQ20C0022		1,173,783
Small Business Development Centers	59.037		450,955	7,513,856
<i>Passed through from University of West Florida</i>				32,181
<i>Passed through from University of West Florida</i>	59.037	Small Business Development Center Federal 2021-2022		16,041
Veterans Outreach Program	59.044	SP4800-22-2-2207		342,555
COVID-19 - Shuttered Venue Operators Grant Program	59.075		-	643,869
	59.075	COVID-19 - SBAHQ21SV001329.2		586,476
	59.075	COVID-19 - SBAHQ21SV006893		866,132
	59.075	COVID-19 - SBAHQ21SV013868.2		
	59.075	COVID-19 - SBAHQ21SV014732		85,366

See accompanying notes to the Schedule of Expenditures of Federal Awards

STATE OF FLORIDA

FISCAL YEAR ENDED JUNE 30, 2022

SCHEDULE OF EXPENDITURES OF FEDERAL AWARDS

FEDERAL AGENCY / FEDERAL PROGRAM TITLE / PASS-THROUGH ENTITY	ASSISTANCE LISTING NUMBER	AWARD NUMBER	AMOUNTS PASSED THROUGH TO SUBRECIPIENTS	FEDERAL EXPENDITURES
COVID-19 - Shuttered Venue Operators Grant Program	59.075	COVID-19 - SBAHQ21SVO15241.3		113,882
Shuttered Venue Operators Grant Program	59.075		-	5,541,421
Community Navigator Pilot Program <i>Passed through from Syracuse University</i>	59.077	SP-32657-1-06113-S09	62,383	63,134
Other Federal Awards	59.U13	SBAHQ22CNP0015		164,446
Total Excluding Cluster:			651,551	19,344,747
Research And Development Programs Cluster:				
COVID-19 - Small Business Development Centers	59.037	COVID-19 - 210131		250,343
Small Business Development Centers	59.037		-	956,043
Total Research And Development Programs Cluster:				1,206,386
TOTAL U. S. SMALL BUSINESS ADMINISTRATION			651,551	20,551,133
U. S. SOCIAL SECURITY ADMINISTRATION				
Disability Insurance/SSI Cluster:				
Social Security Disability Insurance	96.001		-	121,696,736
Total Disability Insurance/SSI Cluster:				121,696,736
Research And Development Programs Cluster:				
Social Security Research and Demonstration	96.007	SUBK00016942	-	62,721
<i>Passed through from University of Michigan, Ann Arbor</i>	96.007	0000001925		2,092
<i>Passed through from University of Wisconsin-Madison</i>				64,813
Total Research And Development Programs Cluster:				121,761,549
TOTAL U. S. SOCIAL SECURITY ADMINISTRATION			11,508,566,657	58,347,248,415
Grand Total				

See accompanying notes to the Schedule of Expenditures of Federal Awards

STATE OF FLORIDA
 FISCAL YEAR ENDED JUNE 30, 2022
 SCHEDULE OF EXPENDITURES OF FEDERAL AWARDS

FEDERAL AGENCY / FEDERAL PROGRAM TITLE / PASS-THROUGH ENTITY	ASSISTANCE LISTING NUMBER	AWARD NUMBER	AMOUNTS PASSED THROUGH TO SUBRECIPIENTS	FEDERAL EXPENDITURES
Summary of Federal Expenditures by Cluster				
CLUSTER				
Excluding Cluster:			7,594,042,958	18,207,105,642
Aging Cluster:			99,873,772	102,455,589
CCDF Cluster:			1,057,120,142	1,250,686,478
Child Nutrition Cluster:			1,595,997,860	1,852,326,318
Clean Water State Revolving Fund Cluster:			20,432,207	20,432,207
Disability Insurance/SSI Cluster:			-	121,696,736
Drinking Water State Revolving Fund Cluster:			39,066,148	40,433,499
Economic Development Cluster:			5,000	22,775,851
Employment Service Cluster:			19,421,239	44,240,033
Federal Transit Cluster:			1,450,872	32,570,184
Fish and Wildlife Cluster:			795,483	22,218,475
FMCSA Cluster:				12,460,942
Food Distribution Cluster:				127,402,973
Forest Service Schools and Roads Cluster:				2,544,059
Head Start Cluster:			-	1,150,051
Health Center Program Cluster:			-	3,937,217
Highway Planning and Construction Cluster:			112,261,018	2,051,280,887
Highway Safety Cluster:			6,496,282	18,164,605
Medicaid Cluster:			9,336,678	23,921,207,621
Research And Development Programs Cluster:			137,238,550	1,074,215,832
SNAP Cluster:			1,616,737	5,803,847,338
Special Education Cluster (IDEA):			671,612,517	702,226,432
Student Financial Assistance Cluster:				2,730,616,649
Transit Services Programs Cluster:			15,321,009	15,321,009
TRIO Cluster:				29,225,476
WIOA Cluster:			126,478,185	136,706,312
Grand Total			11,508,566,657	58,347,248,415

See accompanying notes to the Schedule of Expenditures of Federal Awards

STATE OF FLORIDA

FISCAL YEAR ENDED JUNE 30, 2022

SCHEDULE OF EXPENDITURES OF FEDERAL AWARDS

FEDERAL AGENCY / FEDERAL PROGRAM TITLE / PASS-THROUGH ENTITY	ASSISTANCE LISTING NUMBER	AWARD NUMBER	AMOUNTS PASSED THROUGH TO SUBRECIPIENTS	FEDERAL EXPENDITURES
Summary of Federal Expenditures by Assistance Listing Number				
Assistance Listing Program Title				
Agricultural Conservation Easement Program	10.931	-	-	102,833
1890 Institution Capacity Building Grants	10.216	31,081	31,081	1,166,619
2017 Wildfires and Hurricanes Indemnity Program	10.120	12,076,892	12,076,892	13,928,380
21st Century Cures Act - Beau Biden Cancer Moonshot	93.353	-	-	628,282
Academic Exchange Programs - Graduate Students	19.400	-	-	26,730
Academic Exchange Programs - Teachers	19.408	-	-	1,063,282
Academic Exchange Programs - Undergraduate Programs	19.009	-	-	268,959
Academic-based Drug Field Testing and Training Initiative	16.032	-	-	538,735
ACL Assistive Technology	93.464	-	-	802,405
ACL Independent Living State Grants	93.369	-	-	4,961,248
ACL National Institute on Disability, Independent Living, and Rehabilitation Research	93.433	3,943	3,943	646,671
Adaptive Science	15.670	-	-	134,185
Adoption and Legal Guardianship Incentive Payments	93.603	6,190,000	6,190,000	6,229,727
Adoption Assistance	93.659	166,740,332	166,740,332	176,641,014
Adult Education - Basic Grants to States	84.002	29,186,483	29,186,483	39,617,834
Advanced Nursing Education Workforce Grant Program	93.247	449,560	449,560	1,486,098
Advanced Research Projects Agency - Energy	81.135	320,167	320,167	1,770,810
Aeronautics	43.002	-	-	197,200
Affordable Care Act (ACA) Personal Responsibility Education Program	93.092	-	-	232,812
Aging Research	93.866	7,724,318	7,724,318	54,342,822
Agricultural and Rural Economic Research, Cooperative Agreements and Collaborations	10.250	1,109	1,109	21,029
Agricultural Market and Economic Research	10.290	-	-	125,467
Agricultural Research Basic and Applied Research	10.001	640,001	640,001	5,765,882
Agricultural Statistics Reports	10.950	-	-	29,456
Agricultural Trade Promotion Program	10.618	-	-	95,939
Agricultural Worker Pandemic Relief and Protection Program	10.181	-	-	488,736
Agriculture and Food Research Initiative (AFRI)	10.310	1,825,556	1,825,556	12,314,419
Agriculture Extension at 1890 Land-grant Institutions	10.512	-	-	1,951,177
Air Force Defense Research Sciences Program	12.800	3,143,026	3,143,026	13,961,468
Air Pollution Control Program Support	66.001	-	-	38,512
Air Transportation Centers of Excellence	20.109	-	-	267,393
Aircraft Pilots Workforce Development Grant Program	20.111	-	-	143,201
Airport Improvement Program	20.106	-	-	1,096,972
Alcohol Research Programs	93.273	281,563	281,563	6,834,211
Alfalfa and Forage Research Program	10.330	-	-	24,389
Allergy and Infectious Diseases Research	93.855	5,771,154	5,771,154	43,736,011
Alzheimer's Disease Program Initiative (ADPI)	93.470	-	-	4,259

See accompanying notes to the Schedule of Expenditures of Federal Awards

STATE OF FLORIDA

FISCAL YEAR ENDED JUNE 30, 2022

SCHEDULE OF EXPENDITURES OF FEDERAL AWARDS

FEDERAL AGENCY / FEDERAL PROGRAM TITLE / PASS-THROUGH ENTITY	ASSISTANCE LISTING NUMBER	AWARD NUMBER	AMOUNTS PASSED THROUGH TO SUBRECIPIENTS	FEDERAL EXPENDITURES
Summary of Federal Expenditures by Assistance Listing Number				
Assistance Listing Program Title				
American Battlefield Protection	15.926		8,404	128,781
AmeriCorps	94.006		85,613	2,597,176
Animal Health and Disease Research	10.207		-	73,420
Antiterrorism Emergency Reserve	16.321		-	2,372,691
Applied Meteorological Research	11.468		1,135	285,898
Apprenticeship USA Grants	17.285		711,376	1,199,881
Area Health Education Centers	93.107		685,818	1,001,078
ARRA - Nurse Faculty Loan Program	93.408		-	1,913
Arthritis, Musculoskeletal and Skin Diseases Research	93.846		577,389	7,741,320
Arts in Education	84.351		-	174,394
Assistance Programs for Chronic Disease Prevention and Control	93.945		-	242,201
Assistance to Firefighters Grant	97.044		78,819	331,357
Assistance to Small and Disadvantaged Businesses	20.910		-	125,009
Assistance to State Water Resources Research Institutes	15.805		-	153,864
Assisted Outpatient Treatment	93.997		-	346,459
Atlantic Coastal Fisheries Cooperative Management Act	11.474		-	288,561
Aviation Research Grants	20.108		-	816,455
Basic and Applied Scientific Research	12.300		4,790,990	24,286,048
Basic Scientific Research	12.431		2,394,145	10,412,325
Basic, Applied, and Advanced Research in Science and Engineering	12.630		347,166	8,476,821
Beach Monitoring and Notification Program Implementation Grants	66.472		-	398,366
Beginning Farmer and Rancher Development Program	10.311		-	148,792
Behavioral Risk Factor Surveillance System	93.336		-	278,545
Biological Sciences	47.074		1,329,225	20,083,226
Biomedical Advanced Research and Development Authority (BARDA), Biodefense Medical Countermeasure Development	93.360		-	948,087
Biomedical Research and Research Training	93.859		1,989,250	35,072,957
Biotechnology Risk Assessment Research	10.219		-	5,617
Bipartisan Budget Act of 2018	11.022		582,864	2,171,100
Birth Defects and Developmental Disabilities - Prevention and Surveillance	93.073		-	831,851
Block Grants for Community Mental Health Services	93.958		98,337,164	101,595,751
Block Grants for Prevention and Treatment of Substance Abuse	93.959		174,626,882	176,896,759
Blood Diseases and Resources Research	93.839		69,741	799,824
Blood Disorder Program: Prevention, Surveillance, and Research	93.080		-	26,882
Boating Safety Financial Assistance	97.012		-	9,679,225
BRIC: Building Resilient Infrastructure and Communities	97.047		695,392	917,182
Broad Agency Announcement	11.015		-	78,153

See accompanying notes to the Schedule of Expenditures of Federal Awards

STATE OF FLORIDA

FISCAL YEAR ENDED JUNE 30, 2022

SCHEDULE OF EXPENDITURES OF FEDERAL AWARDS

FEDERAL AGENCY / FEDERAL PROGRAM TITLE / PASS-THROUGH ENTITY	ASSISTANCE LISTING NUMBER	AWARD NUMBER	AMOUNTS PASSED THROUGH TO SUBRECIPIENTS	FEDERAL EXPENDITURES
Summary of Federal Expenditures by Assistance Listing Number				
Assistance Listing Program Title				
BUILD TO SCALE	11.024	-	-	105,010
Bulletproof Vest Partnership Program	16.607	-	-	15,306
Bureau of Near Eastern Affairs	19.600	-	-	119,450
Bureau of Ocean Energy Management (BOEM) Environmental Studies (ES)	15.423	-	-	331,249
Buses and Bus Facilities Formula, Competitive, and Low or No Emissions Programs	20.526	1,450,872	1,450,872	1,847,678
Cancer Biology Research	93.396	384,057	384,057	4,450,599
Cancer Cause and Prevention Research	93.393	985,067	985,067	4,521,944
Cancer Centers Support Grants	93.397	82,260	82,260	879,970
Cancer Detection and Diagnosis Research	93.394	439,256	439,256	1,540,458
Cancer Prevention and Control Programs for State, Territorial and Tribal Organizations	93.898	1,574,390	1,574,390	8,608,100
Cancer Research Manpower	93.398	7,767	7,767	841,138
Cancer Treatment Research	93.395	701,728	701,728	8,061,484
Candidate Species Conservation	15.660	-	-	50,638
Capacity Building for Non-Land Grant Colleges of Agriculture (NLGCA)	10.326	-	-	48,811
Capital Case Litigation Initiative	16.746	-	-	118,189
Capitalization Grants for Clean Water State Revolving Funds	66.458	20,432,207	20,432,207	20,432,207
Capitalization Grants for Drinking Water State Revolving Funds	66.468	39,066,148	39,066,148	40,433,499
Cardiovascular Diseases Research	93.837	878,450	878,450	17,148,050
Career and Technical Education – Basic Grants to States	84.048	45,677,478	45,677,478	76,205,233
CDC's Collaboration with Academia to Strengthen Public Health	93.967	-	-	3,651
Center for Sponsored Coastal Ocean Research Coastal Ocean Program	11.478	122,472	122,472	950,786
Centers for Academic Excellence	12.598	74,183	74,183	465,209
Centers for Homeland Security	97.061	-	-	204,524
Centers for International Business Education	84.220	-	-	302,419
Centers for Medicare and Medicaid Services (CMS) Research, Demonstrations and Evaluations	93.779	-	-	14,084
Centers of Excellence at 1890 Institutions	10.523	-	-	68,203
Chafee Education and Training Vouchers Program (ETV)	93.599	2,177,753	2,177,753	2,177,753
Charter Schools	84.282	15,933,520	15,933,520	17,013,764
Child Abuse and Neglect Discretionary Activities	93.670	-	-	37,808
Child Abuse and Neglect State Grants	93.669	5,172,043	5,172,043	5,535,604
Child and Adult Care Food Program	10.558	273,204,986	273,204,986	275,516,636
Child Care Access Means Parents in School	84.335	-	-	3,164,892
Child Care and Development Block Grant	93.575	439,246,230	439,246,230	472,478,810
Child Care Disaster Relief	93.489	2,546,823	2,546,823	2,546,823
Child Care Mandatory and Matching Funds of the Child Care and Development Fund	93.596	182,768,614	182,768,614	182,768,614
Child Development and, Surveillance, Research and Prevention	93.312	-	-	9,912
Child Health and Human Development Extramural Research	93.865	5,832,057	5,832,057	20,573,617

See accompanying notes to the Schedule of Expenditures of Federal Awards

STATE OF FLORIDA

FISCAL YEAR ENDED JUNE 30, 2022

SCHEDULE OF EXPENDITURES OF FEDERAL AWARDS

FEDERAL AGENCY / FEDERAL PROGRAM TITLE / PASS-THROUGH ENTITY	ASSISTANCE LISTING NUMBER	AWARD NUMBER	AMOUNTS PASSED THROUGH TO SUBRECIPIENTS	FEDERAL EXPENDITURES
Summary of Federal Expenditures by Assistance Listing Number				
Assistance Listing Program Title				
Child Nutrition Discretionary Grants Limited Availability	10.579	-	-	1,734,228
Child Nutrition-Technology Innovation Grant	10.541	-	-	8,044
Child Support Enforcement	93.563	24,555,290	24,555,290	198,602,070
Childhood Lead Poisoning Prevention Projects, State and Local Childhood Lead Poisoning Prevention and Surveillance of Blood Lead Levels in Children	93.197	-	-	429,079
Children's Health Insurance Program	93.767	152,723,186	152,723,186	266,926,992
Children's Justice Grants to States	93.643	-	-	520,135
Clean Vessel Act	15.616	1,450,037	1,450,037	1,937,212
Climate and Atmospheric Research	11.431	136,589	136,589	446,133
Coastal	15.630	-	-	333,715
Coastal Wetlands Planning, Protection and Restoration	15.614	-	-	150,000
Coastal Zone Management Administration Awards	11.419	378,517	378,517	3,687,064
Coastal Zone Management Estuarine Research Reserves	11.420	-	-	3,247,296
Collaborative Research and Development	12.114	-	-	75,850
Combating Wildlife Trafficking	15.679	-	-	68,462
Commercial Driver's License Program Implementation Grant	20.232	-	-	215,584
Commercial Motor Vehicle Operator Safety Training Grants	20.235	-	-	45,066
Commodity Supplemental Food Program	10.565	-	-	4,527,952
Communications Information and Assistance and Investigation of Complaints	32.001	-	-	10,642
Community Assistance Program State Support Services Element (CAP-SSSE)	97.023	-	-	316,248
Community Development Block Grants/State's program and Non-Entitlement Grants in Hawaii	14.228	80,868,162	80,868,162	292,601,213
Community Navigator Pilot Program	59.077	-	-	63,134
Community Programs to Improve Minority Health Grant Program	93.137	-	-	390,285
Community Services Block Grant	93.569	22,898,308	22,898,308	23,790,670
Community-Based Child Abuse Prevention Grants	93.590	-	-	1,360,695
Comprehensive Centers	84.283	-	-	295,289
Comprehensive Community Mental Health Services for Children with Serious Emotional Disturbances (SED)	93.104	1,280,889	1,280,889	1,328,264
Comprehensive Literacy Development	84.371	-	-	147,000
Comprehensive Opioid, Stimulant, and Substance Abuse Program	16.838	-	-	439,633
Computer and Information Science and Engineering	47.070	1,572,630	1,572,630	21,522,588
Conservation and Rehabilitation of Natural Resources on Military Installations	12.005	-	-	71,647
Conservation Research and Development	81.086	509,763	509,763	4,296,268
Consolidated Rail Infrastructure and Safety Improvements	20.325	-	-	264,031
Consultation Agreements	17.504	-	-	2,489,325
Consumer Data and Nutrition Research	10.253	-	-	16,643
Cooperative Agreement to Support Navigators in Federally-facilitated Exchanges	93.352	4,730,519	4,730,519	6,181,708

See accompanying notes to the Schedule of Expenditures of Federal Awards

STATE OF FLORIDA

FISCAL YEAR ENDED JUNE 30, 2022

SCHEDULE OF EXPENDITURES OF FEDERAL AWARDS

FEDERAL AGENCY / FEDERAL PROGRAM TITLE / PASS-THROUGH ENTITY	ASSISTANCE LISTING NUMBER	AWARD NUMBER	AMOUNTS PASSED THROUGH TO SUBRECIPIENTS	FEDERAL EXPENDITURES
Summary of Federal Expenditures by Assistance Listing Number				
Assistance Listing Program Title				
Cooperative Agreements to Promote Adolescent Health through School-Based HIV/STD Prevention and School-Based Surveillance	93.079	-	-	68,235
Cooperative Agreements to States/Territories for the Coordination and Development of Primary Care Offices	93.130	-	-	316,232
Cooperative Agreements to Support State-Based Safe Motherhood and Infant Health Initiative Programs	93.946	-	-	462,212
Cooperative Ecosystem Studies Units	15.678	-	-	189,452
Cooperative Endangered Species Conservation Fund	15.615	67,131	67,131	717,204
Cooperative Extension Service	10.500	-	-	6,463,615
Cooperative Fishery Statistics	11.434	-	-	2,879,800
Cooperative Forestry Assistance	10.664	-	-	5,381,031
Cooperative Forestry Research	10.202	-	-	999,392
Cooperative Research and Training Programs – Resources of the National Park System	15.945	51,610	51,610	3,254,360
Cooperative Research Units	15.812	-	-	1,051,417
Coordinated Services and Access to Research for Women, Infants, Children, and Youth	93.153	491,587	491,587	1,436,447
Coral Reef Conservation Program	11.482	-	-	621,686
Coronavirus Emergency Supplemental Funding Program	16.034	-	-	13,012
CORONAVIRUS STATE AND LOCAL FISCAL RECOVERY FUNDS	21.027	-	-	11,080
COVID-19 - Activities to Support State, Tribal, Local and Territorial (STLT) Health Department Response to Public Health or Healthcare Crises	93.391	-	-	2,419,220
COVID-19 - Aging Research	93.866	177,245	177,245	461,826
COVID-19 - Agriculture and Food Research Initiative (AFRI)	10.310	-	-	226,058
COVID-19 - Air Force Defense Research Sciences Program	12.800	160,767	160,767	1,641,867
COVID-19 - Alcohol Research Programs	93.273	-	-	307,401
COVID-19 - Allergy and Infectious Diseases Research	93.855	-	-	2,975,386
COVID-19 - American Rescue Plan - Elementary and Secondary School Emergency Relief (ARP ESSER)	84.425U	611,949,493	611,949,493	790,005,663
COVID-19 - American Rescue Plan - Elementary and Secondary Schools (ARP EANS)	84.425V	-	-	12,613,086
COVID-19 - American Rescue Plan-Elementary and Secondary School Emergency Relief-Homeless Children and Youth	84.425W	1,177,106	1,177,106	1,177,106
COVID-19 - Area Health Education Centers	93.107	32,485	32,485	44,432
COVID-19 - Assisted Outpatient Treatment	93.997	-	-	3,372,949
COVID-19 - Biological Sciences	47.074	-	-	48,881
COVID-19 - Block Grants for Community Mental Health Services	93.958	7,839,092	7,839,092	8,670,760
COVID-19 - Cancer Cause and Prevention Research	93.393	-	-	31,392
COVID-19 - Cancer Treatment Research	93.395	-	-	12,156
COVID-19 - Cardiovascular Diseases Research	93.837	-	-	1,779
COVID-19 - Chafee Education and Training Vouchers Program (ETV)	93.599	2,876,420	2,876,420	2,876,674
COVID-19 - Child and Adult Care Food Program	10.558	26,582,140	26,582,140	26,585,824
COVID-19 - Child Care and Development Block Grant	93.575	432,558,475	432,558,475	594,796,458

See accompanying notes to the Schedule of Expenditures of Federal Awards

STATE OF FLORIDA
FISCAL YEAR ENDED JUNE 30, 2022
SCHEDULE OF EXPENDITURES OF FEDERAL AWARDS

FEDERAL AGENCY / FEDERAL PROGRAM TITLE / PASS-THROUGH ENTITY	ASSISTANCE LISTING NUMBER	AWARD NUMBER	AMOUNTS PASSED THROUGH TO SUBRECIPIENTS	FEDERAL EXPENDITURES
Summary of Federal Expenditures by Assistance Listing Number				
Assistance Listing Program Title				
COVID-19 - Children's Health Insurance Program	93.767		8,270,225	9,502,358
COVID-19 - CNCS Disaster Response Cooperative Agreement	94.020		-	20,023
COVID-19 - Collaborative Mental Health and Anti-Reidivism Initiative	16.033		-	21,983
COVID-19 - Commodity Supplemental Food Program	10.565		-	148,785
COVID-19 - Community Development Block Grants/State's program and Non-Entitlement Grants in Hawaii	14.228		-	641,227
COVID-19 - Community Programs to Improve Minority Health Grant Program	93.137		5,320	756,485
COVID-19 - Community Services Block Grant	93.569		8,630,166	8,760,974
COVID-19 - Computer and Information Science and Engineering	47.070		65,202	176,807
COVID-19 - Coordinated Services and Access to Research for Women, Infants, Children, and Youth	93.153		-	1,612
COVID-19 - Coronavirus Emergency Supplemental Funding Program	16.034		5,059,146	11,906,525
COVID-19 - Coronavirus Relief Fund	21.019		513,653	15,500,218
COVID-19 - Coronavirus Response and Relief Supplemental Appropriations Act, 2021 - Emergency Assistance to Non-Public Schools (CRSA EANS) program	84.425R		-	111,754,451
COVID-19 - CORONAVIRUS STATE AND LOCAL FISCAL RECOVERY FUNDS	21.027		55,761,750	373,876,135
COVID-19 - Disaster Assistance Projects	97.088		-	-
COVID-19 - Disaster Grants - Public Assistance (Presidentially Declared Disasters)	97.036		887,131,775	1,247,607,600
COVID-19 - Drug Abuse and Addiction Research Programs	93.279		20,334	226,958
COVID-19 - Economic Adjustment Assistance	11.307		5,000	568,593
COVID-19 - Education and Human Resources	47.076		51,512	293,823
COVID-19 - Elder Abuse Prevention Interventions Program	93.747		-	6,720
COVID-19 - Elementary and Secondary School Emergency Relief (ESSER) Fund	84.425D		1,826,212,377	1,878,206,718
COVID-19 - Emergency Food Assistance Program (Administrative Costs)	10.568		-	6,518,297
COVID-19 - Emergency Food Assistance Program (Food Commodities)	10.569		-	34,996,541
COVID-19 - Emergency Grants to Address Mental and Substance Use Disorders During COVID-19	93.665		1,779,377	2,050,610
COVID-19 - Emergency Management Performance Grants	97.042		972,498	4,619,547
COVID-19 - Emergency Rental Assistance Program	21.023		-	1,326,468,097
COVID-19 - Emergency Solutions Grant Program	14.231		47,399,169	53,198,927
COVID-19 - Engineering	47.041		-	345,461
COVID-19 - Enhanced Mobility of Seniors and Individuals with Disabilities	20.513		1,542,204	1,542,204
COVID-19 - Environmental Health	93.113		-	13,118
COVID-19 - Epidemiology and Laboratory Capacity for Infectious Diseases (ELC)	93.323		-	278,152,552
COVID-19 - Extramural Research Programs in the Neurosciences and Neurological Disorders	93.853		-	32,660
COVID-19 - Family Violence Prevention and Services/Domestic Violence Shelter and Supportive Services	93.671		1,010,807	1,093,114
COVID-19 - Farm and Ranch Stress Assistance Network Competitive Grants Program	10.525		100,753	100,753
COVID-19 - Federal Transit Formula Grants	20.507		-	4,221,842
COVID-19 - Food and Drug Administration Research	93.103		-	15,138
COVID-19 - Formula Grants for Rural Areas and Tribal Transit Program	20.509		19,659,472	19,659,472

See accompanying notes to the Schedule of Expenditures of Federal Awards

STATE OF FLORIDA
FISCAL YEAR ENDED JUNE 30, 2022
SCHEDULE OF EXPENDITURES OF FEDERAL AWARDS

FEDERAL AGENCY / FEDERAL PROGRAM TITLE / PASS-THROUGH ENTITY	ASSISTANCE LISTING NUMBER	AWARD NUMBER	AMOUNTS PASSED THROUGH TO SUBRECIPIENTS	FEDERAL EXPENDITURES
Summary of Federal Expenditures by Assistance Listing Number				
Assistance Listing Program Title				
COVID-19 - Governor's Emergency Education Relief (GEER) Fund	84.425C		43,325,133	53,012,731
COVID-19 - Grants to Provide Outpatient Early Intervention Services with Respect to HIV Disease	93.918		-	21,240
COVID-19 - Grants to States	45.310		3,205,578	3,331,434
COVID-19 - Health Center Program (Community Health Centers, Migrant Health Centers, Health Care for the Homeless, and Public Housing Primary Care)	93.224		-	999,025
COVID-19 - Healthy Marriage Promotion and Responsible Fatherhood Grants	93.086		-	169,563
COVID-19 - HEERF Historically Black Colleges and Universities (HBCUs)	84.425J		-	43,055,070
COVID-19 - HEERF Institutional Aid Portion	84.425F		-	832,323,804
COVID-19 - HEERF Institutional Portion	84.425F		-	30,212,587
COVID-19 - HEERF Minority Serving Institutions (MSIs)	84.425L		-	51,843,187
COVID-19 - HEERF Strengthening Institutions Program (SIP)	84.425M		-	15,630,846
COVID-19 - Higher Education Emergency Relief Fund (HEERF) Student Aid Portion	84.425E		-	797,301,602
COVID-19 - Highway Planning and Construction	20.205		-	65,433,846
COVID-19 - HIV Emergency Relief Project Grants	93.914		-	1,753
COVID-19 - Homeowner Assistance Fund	21.026		-	70,327,584
COVID-19 - Housing Opportunities for Persons with AIDS	14.241		-	645,834
COVID-19 - IDEA 611 ARP Allocations	84.027X		537,935	66,783
COVID-19 - IDEA 619 ARP Allocations	84.173X		-	591
COVID-19 - Immunization Cooperative Agreements	93.268		-	140,709,752
COVID-19 - Injury Prevention and Control Research and State and Community Based Programs	93.136		-	2,265,008
COVID-19 - Institutional Resilience and Expanded Postsecondary Opportunity	84.425P		-	106,380
COVID-19 - Integrative Activities	47.083		-	90,827
COVID-19 - John H. Chafee Foster Care Program for Successful Transition to Adulthood	93.674		19,704,518	19,767,018
COVID-19 - Law Enforcement Assistance National Crime Information Center	16.304		-	4,663
COVID-19 - Low-Income Home Energy Assistance	93.568		44,789,617	44,815,192
COVID-19 - LOW-INCOME HOUSEHOLD WATER ASSISTANCE (LIHWAP)	93.499		1,359,431	1,775,412
COVID-19 - Lung Diseases Research	93.838		-	32,314
COVID-19 - Maternal and Child Health Federal Consolidated Programs	93.110		-	27,458
COVID-19 - Maternal and Child Health Services Block Grant to the States	93.994		-	3,500
COVID-19 - Medical Assistance Program	93.778		-	2,246,348,154
COVID-19 - Mental Health Disaster Assistance and Emergency Mental Health	93.982		461,182	461,182
COVID-19 - National Bioterrorism Hospital Preparedness Program	93.889		-	562,909
COVID-19 - National Center for Advancing Translational Sciences	93.350		-	135,797
COVID-19 - National Family Caregiver Support, Title III, Part E	93.052		2,901,732	3,117,522
COVID-19 - National Leadership Grants	45.312		-	14,000
COVID-19 - Occupational Safety and Health Susan Harwood Training Grants	17.502		-	37,187
COVID-19 - Oral Diseases and Disorders Research	93.121		-	108,087

See accompanying notes to the Schedule of Expenditures of Federal Awards

STATE OF FLORIDA
FISCAL YEAR ENDED JUNE 30, 2022
SCHEDULE OF EXPENDITURES OF FEDERAL AWARDS

FEDERAL AGENCY / FEDERAL PROGRAM TITLE / PASS-THROUGH ENTITY	ASSISTANCE LISTING NUMBER	AWARD NUMBER	AMOUNTS PASSED THROUGH TO SUBRECIPIENTS	FEDERAL EXPENDITURES
Summary of Federal Expenditures by Assistance Listing Number				
Assistance Listing Program Title				
COVID-19 - Other Federal Awards	99.RD		-	3,114,223
COVID-19 - Overseas Programs - Doctoral Dissertation Research Abroad	84.022		-	42,376
COVID-19 - Pandemic EBT Administrative Costs	10.649		-	19,256,659
COVID-19 - Pandemic EBT Food Benefits	10.542		-	1,252,175,490
COVID-19 - Performance Partnership Pilots for Disconnected Youth	84.420		-	35,676
COVID-19 - Pest Management and Vector Control Research	12.355		61,816	99,495
COVID-19 - Poison Center Support and Enhancement Grant	93.253		-	19,818
COVID-19 - Presidential Declared Disaster Assistance to Individuals and Households - Other Needs	97.050		-	5,302,697
COVID-19 - Promotion of the Arts Partnership Agreements	45.025		-	1,075,100
COVID-19 - Promotion of the Humanities Teaching and Learning Resources and Curriculum Development	45.162		-	23,389
COVID-19 - Provider Relief Fund	93.498		-	161,237
COVID-19 - Public Health Emergency Preparedness	93.069		166,285	853,432
COVID-19 - Public Health Emergency Response: Cooperative Agreement for Emergency Response: Public Health Crisis Response	93.354		-	3,494,348
COVID-19 - Randolph-Sheppard - Financial Relief and Restoration Payments	84.426		-	6,540
COVID-19 - Research and Data Analysis	95.007		-	65,565
COVID-19 - Research and Technology Development	12.910		-	5,000
COVID-19 - Research Related to Deafness and Communication Disorders	93.173		-	3,816
COVID-19 - Science	43.001		-	38,383
COVID-19 - Shuttered Venue Operators Grant Program	59.075		-	2,295,725
COVID-19 - Small Business Development Centers	59.037		138,213	3,625,731
COVID-19 - Small Rural Hospital Improvement Grant Program	93.301		-	168,584
COVID-19 - Social, Behavioral, and Economic Sciences	47.075		-	126,708
COVID-19 - Special Education Grants to States	84.027		5,244,048	5,244,048
COVID-19 - Special Education Preschool Grants	84.173		174,027	174,027
COVID-19 - Special Programs for the Aging, Title III, Part B, Grants for Supportive Services and Senior Centers	93.044		8,420,194	8,644,375
COVID-19 - Special Programs for the Aging, Title III, Part C, Nutrition Services	93.045		9,694,229	9,760,276
COVID-19 - Special Programs for the Aging, Title III, Part D, Disease Prevention and Health Promotion Services	93.043		173,195	191,736
COVID-19 - Special Programs for the Aging, Title IV, and Title II, Discretionary Projects	93.048		1,334,176	1,887,521
COVID-19 - Special Programs for the Aging, Title VII, Chapter 2, Long Term Care Ombudsman Services for Older Individuals	93.042		420,963	421,802
COVID-19 - State Administrative Matching Grants for the Supplemental Nutrition Assistance Program	10.561		-	7,203,061
COVID-19 - State Capacity Building	93.240		-	591
COVID-19 - Telehealth Programs	93.211		-	2,894
COVID-19 - Temporary Assistance for Needy Families	93.558		-	34,920,256

See accompanying notes to the Schedule of Expenditures of Federal Awards

STATE OF FLORIDA
FISCAL YEAR ENDED JUNE 30, 2022
SCHEDULE OF EXPENDITURES OF FEDERAL AWARDS

FEDERAL AGENCY / FEDERAL PROGRAM TITLE / PASS-THROUGH ENTITY	ASSISTANCE LISTING NUMBER	AWARD NUMBER	AMOUNTS PASSED THROUGH TO SUBRECIPIENTS	FEDERAL EXPENDITURES
Summary of Federal Expenditures by Assistance Listing Number				
Assistance Listing Program Title				
COVID-19 - Trans-NIH Research Support	93.310		299,917	2,193,472
COVID-19 - Unemployment Insurance	17.225		-	1,225,437,282
COVID-19 - University Centers for Excellence in Developmental Disabilities Education, Research, and Service	93.632		-	44,894
COVID-19 - WIOA National Dislocated Worker Grants / WIA National Emergency Grants	17.277		15,967,473	16,029,659
COVID-19 Telehealth Program	32.006		-	81,018
Crime Victim Assistance	16.575		96,768,571	113,924,097
Crime Victim Assistance/Discretionary Grants	16.582		-	44,461
Crime Victim Compensation	16.576		-	5,115,529
Criminal and Juvenile Justice and Mental Health Collaboration Program	16.745		-	33,045
Criminal Justice Research and Development Graduate Research Fellowships	16.562		-	26,083
Criminal Justice Systems	19.703		-	1,990,332
Crop Protection and Pest Management Competitive Grants Program	10.329		50,839	406,752
Cultural and Paleontological Resources Management	15.224		-	45,466
Cultural Resources Management	15.946		-	5,288
CyberSecurity Core Curriculum	12.905		1,393,433	3,956,090
Cybersecurity, Energy Security & Emergency Response (CESER)	81.008		-	115,547
Defense Nuclear Nonproliferation Research	81.113		-	90,559
Developmental Disabilities Basic Support and Advocacy Grants	93.630		-	309,855
Diabetes, Digestive, and Kidney Diseases Extramural Research	93.847		19,697,499	66,842,710
Disabilities Prevention	93.184		11,438	37,699
Disaster Grants - Public Assistance (Presidentially Declared Disasters)	97.036		446,229,523	644,412,669
Disaster Recovery Assistance for Education	84.938		8,132,319	8,269,678
Disaster Unemployment Assistance	97.034		-	2,183,508
Discovery and Applied Research for Technological Innovations to Improve Human Health	93.286		194,420	3,488,816
DNA Backlog Reduction Program	16.741		37,171	3,367,955
Domestic Trafficking Victim Program	16.834		830,038	1,235,556
Donation of Federal Surplus Personal Property	39.003		-	685,481
Drug Abuse and Addiction Research Programs	93.279		989,803	19,748,200
Drug Court Discretionary Grant Program	16.585		-	163,678
Drug-Free Communities Support Program Grants	93.276		-	481
E-911 Grant Program	20.615		-	4,252,917
Early Hearing Detection and Intervention	93.251		-	276,768
Early Hearing Detection and Intervention Information System (EHDI-IS) Surveillance Program	93.314		-	150,302
Earthquake Hazards Program Assistance	15.807		-	21,743
Economic Adjustment Assistance	11.307		-	22,430,217
Economic Adjustment Assistance for State Governments	12.617		766,581	846,783
Economic Development Technical Assistance	11.303		44,774	332,637

See accompanying notes to the Schedule of Expenditures of Federal Awards

STATE OF FLORIDA
FISCAL YEAR ENDED JUNE 30, 2022
SCHEDULE OF EXPENDITURES OF FEDERAL AWARDS

FEDERAL AGENCY / FEDERAL PROGRAM TITLE / PASS-THROUGH ENTITY	ASSISTANCE LISTING NUMBER	AWARD NUMBER	AMOUNTS PASSED THROUGH TO SUBRECIPIENTS	FEDERAL EXPENDITURES
Summary of Federal Expenditures by Assistance Listing Number				
Assistance Listing Program Title				
Education and Human Resources	47.076		1,533,483	34,083,238
Education for Homeless Children and Youth	84.196		4,625,016	4,941,184
Education Innovation and Research (formerly Investing in Innovation (i3) Fund)	84.411		150,283	526,815
Education Research, Development and Dissemination	84.305		741,750	5,601,238
Educational and Cultural Exchange Programs Appropriation Overseas Grants	19.022		-	3,389
Educational Partnership Program	11.481		2,574,136	4,325,964
Edward Byrne Memorial Competitive Grant Program	16.751		-	261,475
Edward Byrne Memorial Justice Assistance Grant Program	16.738		5,728,670	10,271,911
Elder Abuse Prevention Interventions Program	93.747		-	1,638,443
Election Reform Payments	39.011		3,041,770	6,545,791
Electricity Research, Development and Analysis	81.122		-	135,350
Elementary and Secondary School Emergency Relief (ESSER) Fund	84.425D		-	16,134
Emergency Food Assistance Program (Administrative Costs)	10.568		-	10,702,485
Emergency Food Assistance Program (Food Commodities)	10.569		-	70,508,913
Emergency Management Performance Grants	97.042		7,519,309	16,044,089
Emergency Medical Services for Children	93.127		-	120,216
Emergency Solutions Grant Program	14.231		5,526,746	6,182,300
Emergency Supplemental Historic Preservation Fund	15.957		-	2,155,721
Employment Discrimination Title I of The Americans with Disabilities Act	30.011		-	302,088
Employment Service/Wagner-Peyser Funded Activities	17.207		17,624,333	38,279,914
Empowering Older Adults and Adults with Disabilities through Chronic Disease Self-Management Education Programs – financed by Prevention and Public Health Funds (PPHF)	93.734		65,649	65,649
Endangered Species Recovery Implementation	15.657		-	243,848
Ending the HIV Epidemic: A Plan for America — Ryan White HIV/AIDS Program Parts A and B	93.686		-	622,847
Energy Efficiency and Conservation Block Grant Program (EECBG)	81.128		-	68,580
Energy Efficiency and Renewable Energy Information Dissemination, Outreach, Training and Technical Analysis/Assistance	81.117		-	216,268
Engineering	47.041		971,498	26,446,337
English Language Acquisition State Grants	84.365		49,132,855	50,864,116
Enhance Safety of Children Affected by Substance Abuse	93.087		-	272,838
Enhanced Hunter Education and Safety	15.626		-	235,913
Enhanced Mobility of Seniors and Individuals with Disabilities	20.513		13,714,783	13,714,783
Environmental Education Grants	66.951		-	61,544
Environmental Health	93.113		684,011	5,531,014
Environmental Monitoring/Cleanup, Cultural and Resource Mgmt., Emergency Response Research, Outreach, Technical Analysis	81.214		-	18,560
Environmental Public Health and Emergency Response	93.070		136,551	1,911,271

See accompanying notes to the Schedule of Expenditures of Federal Awards

STATE OF FLORIDA
FISCAL YEAR ENDED JUNE 30, 2022
SCHEDULE OF EXPENDITURES OF FEDERAL AWARDS

FEDERAL AGENCY / FEDERAL PROGRAM TITLE / PASS-THROUGH ENTITY	ASSISTANCE LISTING NUMBER	AWARD NUMBER	AMOUNTS PASSED THROUGH TO SUBRECIPIENTS	FEDERAL EXPENDITURES
Summary of Federal Expenditures by Assistance Listing Number				
Assistance Listing Program Title				
Environmental Quality Incentives Program	10.912		15,410	95,487
Environmental Remediation and Waste Processing and Disposal	81.104		15,882	4,454,316
Environmental Workforce Development and Job Training Cooperative Agreements	66.815		-	55,697
Epidemiology and Laboratory Capacity for Infectious Diseases (ELC)	93.323		20,799	3,074,166
Equitable Sharing	21.016		-	241,871
Equitable Sharing Program	16.922		-	342,345
EUR-Other	19.878		-	57,233
Every Student Succeeds Act/Preschool Development Grants	93.434		6,505,326	14,505,029
Expanded Food and Nutrition Education Program	10.514		-	2,253,167
Exploration	43.003		264,616	1,986,573
Extension Collaborative on Immunization Teaching & Engagement	10.229		-	56,984
Extramural Research Programs in the Neurosciences and Neurological Disorders	93.853		2,147,534	31,321,077
Fair Housing Assistance Program State and Local	14.401		-	867,864
Family and Community Violence Prevention Program	93.910		-	3,285
Family Planning Services	93.217		374,610	11,466,608
Family Smoking Prevention and Tobacco Control Act Regulatory Research	93.077		8,538	228,275
Family Violence Prevention and Services/Domestic Violence Shelter and Supportive Services	93.671		2,752,268	2,914,434
Farm and Ranch Stress Assistance Network Competitive Grants Program	10.525		-	121,076
Farm to School Grant Program	10.575		-	67,154
Farmers Market and Local Food Promotion Program	10.175		5,103	62,886
Federal Civil Service Employment	27.001		-	1,395,453
Federal Direct Student Loans	84.268		-	1,488,877,967
Federal Family Education Loans	84.032		-	68,608,763
Federal Pell Grant Program	84.063		-	1,156,862,486
Federal Perkins Loan (FPL)-Federal Capital Contributions	84.038		-	21,098,899
Federal Supplemental Educational Opportunity Grants	84.007		-	37,452,712
Federal Transit Capital Investment Grants	20.500		-	4,162,024
Federal Transit Formula Grants	20.507		-	22,338,640
Federal Work-Study Program	84.033		-	18,798,002
Fire Management Assistance Grant	97.046		1,038,224	1,038,226
Fish and Wildlife Coordination and Assistance	15.664		-	115,530
Fish and Wildlife Management Assistance	15.608		-	236,070
Fisheries Development and Utilization Research and Development Grants and Cooperative Agreements Program	11.427		133,747	306,534
Fisheries Disaster Relief	11.477		-	6,350,984
Flood Mitigation Assistance	97.029		1,598,524	2,187,895
Flood Plain Management Services	12.104		-	997

See accompanying notes to the Schedule of Expenditures of Federal Awards

STATE OF FLORIDA
FISCAL YEAR ENDED JUNE 30, 2022
SCHEDULE OF EXPENDITURES OF FEDERAL AWARDS

FEDERAL AGENCY / FEDERAL PROGRAM TITLE / PASS-THROUGH ENTITY	ASSISTANCE LISTING NUMBER	AWARD NUMBER	AMOUNTS PASSED THROUGH TO SUBRECIPIENTS	FEDERAL EXPENDITURES
Summary of Federal Expenditures by Assistance Listing Number				
Assistance Listing Program Title				
Food and Drug Administration Research	93.103		921,948	3,989,496
Food Safety Cooperative Agreements	10.479		-	196,776
Forest Health Protection	10.680		-	586,192
Forest Legacy Program	10.676		-	32,620
Forest Stewardship Program	10.678		-	208,233
Forestry Research	10.652		-	507,647
Formula Grants for Rural Areas and Tribal Transit Program	20.509		12,833,400	13,924,087
Fossil Energy Research and Development	81.089		326,900	1,179,342
Foster Care Title IV-E	93.658		177,763,878	216,584,229
Fresh Fruit and Vegetable Program	10.582		-	7,330,778
Fund for the Improvement of Postsecondary Education	84.116		-	1,106,204
Gaining Early Awareness and Readiness for Undergraduate Programs	84.334		-	686,537
GenCyber Grants Program	12.903		-	128,042
Geodetic Surveys and Services (Geodesy and Applications of the National Geodetic Reference System)	11.400		-	1,353,828
Geosciences	47.050		515,904	11,444,628
Good Neighbor Authority	10.691		-	281,791
Governor's Emergency Education Relief (GEER) Fund	84.425C		-	299,273
Graduate Assistance in Areas of National Need	84.200		-	483,296
Grants for Agricultural Research, Special Research Grants	10.200		-	2,547,168
Grants for Primary Care Training and Enhancement	93.884		-	50,135
Grants for State Assessments and Related Activities	84.369		-	15,001,862
Grants to Encourage Arrest Policies and Enforcement of Protection Orders Program	16.590		-	37,553
Grants to Provide Outpatient Early Intervention Services with Respect to HIV Disease	93.918		26,036	3,923,284
Grants to Reduce Domestic Violence, Dating Violence, Sexual Assault, and Stalking on Campus	16.525		-	238,526
Grants to States	45.310		4,983,551	11,844,506
Grants to States for Access and Visitation Programs	93.597		498,271	498,271
Grants to States for Construction of State Home Facilities	64.005		-	3,449,040
Grants to States for Operation of State Offices of Rural Health	93.913		72,000	326,869
Grants to States to Support Oral Health Workforce Activities	93.236		251,924	486,003
Guardianship Assistance	93.090		1,893,447	2,011,642
Gulf Coast Ecosystem Restoration Council Comprehensive Plan Component	66.130		-	35,637
Gulf Coast Ecosystem Restoration Council Comprehensive Plan Component Program	87.051		202,114	1,176,735
Gulf Coast Ecosystem Restoration Science, Observation, Monitoring, and Technology	11.451		17,329	1,424,688
Gulf of Mexico Program	66.475		353,423	664,005
H-1B Job Training Grants	17.268		-	590,710
Habitat Conservation	11.463		-	307,352
Harold Rogers Prescription Drug Monitoring Program	16.754		-	491,676

See accompanying notes to the Schedule of Expenditures of Federal Awards

STATE OF FLORIDA
FISCAL YEAR ENDED JUNE 30, 2022
SCHEDULE OF EXPENDITURES OF FEDERAL AWARDS

FEDERAL AGENCY / FEDERAL PROGRAM TITLE / PASS-THROUGH ENTITY	ASSISTANCE LISTING NUMBER	AWARD NUMBER	AMOUNTS PASSED THROUGH TO SUBRECIPIENTS	FEDERAL EXPENDITURES
Summary of Federal Expenditures by Assistance Listing Number				
Assistance Listing Program Title				
Hazard Mitigation Grant	97.039		28,128,333	37,446,072
Head Start	93.600		-	1,137,297
Head Start Disaster Recovery	93.356		-	16,885
Health Center Program (Community Health Centers, Migrant Health Centers, Health Care for the Homeless, and Public Housing Primary Care)	93.224		-	2,938,192
Health Professions Student Loans, Including Primary Care Loans/Loans for Disadvantaged Students	93.342		-	5,615,685
Healthy Marriage Promotion and Responsible Fatherhood Grants	93.086		313,368	2,530,720
Healthy Start Initiative	93.926		-	1,046,975
HEERF Institutional Aid Portion	84.425F		-	15,656,879
Help America Vote Act Requirements Payments	90.401		1,764,993	2,189,214
High Intensity Drug Trafficking Areas Program	95.001		-	395,248
Higher Education – Graduate Fellowships Grant Program	10.210		-	137,131
Higher Education - Institution Challenge Grants Program	10.217		126,979	294,873
Higher Education - Multicultural Scholars Grant Program	10.220		-	31,102
Higher Education Institutional Aid	84.031		186,461	23,945,983
Highway Planning and Construction	20.205		110,227,123	1,984,158,417
Highway Research and Development Program	20.200		619,009	1,728,572
Highway Training and Education	20.215		-	29,325
Hispanic Serving Institutions Education Grants	10.223		64,423	291,809
Historic Preservation Fund Grants-In-Aid	15.904		97,500	1,279,794
HIV Care Formula Grants	93.917		10,495,845	110,424,012
HIV Demonstration, Research, Public and Professional Education Projects	93.941		-	46,359
HIV Emergency Relief Project Grants	93.914		545,780	4,716,967
HIV Prevention Activities Health Department Based	93.940		11,056,103	49,672,984
HIV Prevention Activities Non-Governmental Organization Based	93.939		-	30,940
HIV-Related Training and Technical Assistance	93.145		-	733,420
Homeland Security Agricultural	10.304		350,413	468,150
Homeland Security Grant Program	97.067		19,231,851	21,527,925
Homeland Security Research, Development, Testing, Evaluation, and Demonstration of Technologies Related to Nuclear Threat Detection	97.077		138,165	234,717
Homeland Security, Research, Testing, Evaluation, and Demonstration of Technologies	97.108		-	38,863
Housing Opportunities for Persons with AIDS	14.241		6,890,695	14,165,753
Human Genome Research	93.172		167,024	4,694,934
Human Immunodeficiency Virus (HIV)/Acquired Immunodeficiency Virus Syndrome (AIDS) Surveillance	93.944		-	1,125,380
Immunization Cooperative Agreements	93.268		-	315,838,972
Immunization Research, Demonstration, Public Information and Education Training and Clinical Skills Improvement Projects	93.185		-	69,165

See accompanying notes to the Schedule of Expenditures of Federal Awards

STATE OF FLORIDA
FISCAL YEAR ENDED JUNE 30, 2022
SCHEDULE OF EXPENDITURES OF FEDERAL AWARDS

FEDERAL AGENCY / FEDERAL PROGRAM TITLE / PASS-THROUGH ENTITY	ASSISTANCE LISTING NUMBER	AWARD NUMBER	AMOUNTS PASSED THROUGH TO SUBRECIPIENTS	FEDERAL EXPENDITURES
Summary of Federal Expenditures by Assistance Listing Number				
Assistance Listing Program Title				
Improving the Health of Americans through Prevention and Management of Diabetes and Heart Disease and Stroke	93-426		203,715	2,259,635
Information Security Grants	12-902		53,423	522,361
Injury Prevention and Control Research and State and Community Based Programs	93-136		3,180,558	15,513,251
Innovative Approaches to Literacy, Full-service Community Schools; and Promise Neighborhoods	84-215		-	710,168
Innovative State and Local Public Health Strategies to prevent and Manage Diabetes and Heart Disease and Stroke-	93-435		86,856	638,583
Integrated Ocean Observing System (IOOS)	11-012		184,487	1,684,334
Integrated Programs	10-303		-	85,169
Integrative Activities	47-083		27,022	769,272
Interagency Hazardous Materials Public Sector Training and Planning Grants	20-703		608,876	736,388
Interjurisdictional Fisheries Act of 1986	11-407		-	117,803
International Forestry Programs	10-684		-	83,594
International Research and Research Training	93-989		254,989	693,263
Investing in People in The Middle East and North Africa	19-021		-	27,155
Investments for Public Works and Economic Development Facilities	11-300		-	730,103
Javits Gifted and Talented Students Education	84-206		-	457,150
Job Corps Experimental Projects and Technical Assistance	17-287		-	1,102,545
Jobs for Veterans State Grants	17-801		1,796,906	5,960,119
John H. Chafee Foster Care Program for Successful Transition to Adulthood	93-674		10,582,938	10,813,554
John R. Justice Prosecutors and Defenders Incentive Act	16-816		-	79,618
Joint Fire Science Program	15-232		-	105,940
Juvenile Accountability Block Grants	16-523		-	66,393
Juvenile Justice and Delinquency Prevention	16-540		-	2,281,945
Labor Force Statistics	17-002		-	2,492,651
Lead Testing in School and Child Care Program Drinking Water (SDWA 1464(d))	66-444		387,560	387,560
Leaking Underground Storage Tank Trust Fund Corrective Action Program	66-805		-	1,900,051
Legacy Resource Management Program	12-632		-	312,765
Library of Congress Grants	42-011		-	17,649
Local Veterans' Employment Representative Program	17-804		1,243,226	4,514,499
Long Island Sound Program	66-437		-	8,247
Low-Income Home Energy Assistance	93-568		97,212,184	97,885,364
Lung Diseases Research	93-838		759,200	12,198,712
Marine Debris Program	11-999		-	2,317,169
Marine Fisheries Initiative	11-433		-	599,424
Marine Mammal Data Program	11-439		-	46,115
Marine Minerals Activities	15-424		-	32,061

See accompanying notes to the Schedule of Expenditures of Federal Awards

STATE OF FLORIDA
 FISCAL YEAR ENDED JUNE 30, 2022
 SCHEDULE OF EXPENDITURES OF FEDERAL AWARDS

FEDERAL AGENCY / FEDERAL PROGRAM TITLE / PASS-THROUGH ENTITY	ASSISTANCE LISTING NUMBER	AWARD NUMBER	AMOUNTS PASSED THROUGH TO SUBRECIPIENTS	FEDERAL EXPENDITURES
Summary of Federal Expenditures by Assistance Listing Number				
Assistance Listing Program Title				
Marine Turtle Conservation Fund	15.645		-	25,677
Market Access Program	10.601		-	3,451,423
Market Protection and Promotion	10.163		-	1,197,006
MaryLee Allen Promoting Safe and Stable Families Program	93.556		28,129,187	34,192,725
Maternal and Child Health Federal Consolidated Programs	93.110		32,500	2,278,059
Maternal and Child Health Services Block Grant to the States	93.994		4,945,798	27,408,763
Maternal, Infant and Early Childhood Home Visiting Grant	93.870		-	382,192
Mathematical and Physical Sciences	47.049		11,462,286	90,624,871
Mathematical Sciences Grants	12.901		-	10,366
Matthew Shepard and James Byrd, Jr. Hate Crimes Education, Investigation and Prosecution Program	16.040		-	40,250
Measurement and Engineering Research and Standards	11.609		314,828	1,266,401
Medical Assistance Program	93.778		9,336,678	21,630,212,470
Medical Library Assistance	93.879		49,885	346,031
Medical Reserve Corps Small Grant Program	93.008		-	11,085
Medicare Enrollment Assistance Program	93.071		1,772,722	1,883,039
Mental and Behavioral Health Education and Training Grants	93.732		9,000	1,928,531
Mental Health Disaster Assistance and Emergency Mental Health	93.982		2,762,053	3,122,415
Mental Health Research Grants	93.242		1,863,343	15,478,345
Metropolitan Transportation Planning and State and Non-Metropolitan Planning and Research	20.505		9,034,312	11,398,335
Migrant Education College Assistance Migrant Program	84.149		-	819,953
Migrant Education High School Equivalency Program	84.141		-	939,847
Migrant Education State Grant Program	84.011		20,107,383	20,443,706
Migratory Bird Joint Ventures	15.637		-	135,387
Military Construction, National Guard	12.400		-	794,123
Military Medical Research and Development	12.420		3,823,098	16,533,741
Mine Health and Safety Education and Training	17.602		-	168,763
Minority Business Resource Development	11.802		-	156,226
Minority Economic Impact	81.137		-	182,828
Minority Health and Health Disparities Research	93.307		2,443,017	14,434,348
Minority Science and Engineering Improvement	84.120		-	1,031,163
Motor Carrier Safety Assistance	20.218		-	12,460,942
Multipurpose Grants to States and Tribes	66.204		-	13,034
Museums for America	45.301		-	7,580
National and Regional Climate Adaptation Science Centers	15.820		-	89,765
National and State Tobacco Control Program	93.387		-	2,686,517
National Bioterrorism Hospital Preparedness Program	93.889		4,329,530	10,124,881
National Center for Advancing Translational Sciences	93.350		672,079	7,823,872

See accompanying notes to the Schedule of Expenditures of Federal Awards

STATE OF FLORIDA
FISCAL YEAR ENDED JUNE 30, 2022
SCHEDULE OF EXPENDITURES OF FEDERAL AWARDS

FEDERAL AGENCY / FEDERAL PROGRAM TITLE / PASS-THROUGH ENTITY	ASSISTANCE LISTING NUMBER	AWARD NUMBER	AMOUNTS PASSED THROUGH TO SUBRECIPIENTS	FEDERAL EXPENDITURES
Summary of Federal Expenditures by Assistance Listing Number				
Assistance Listing Program Title				
National Center for Preservation Technology and Training	15.923	-	-	8,076
National Center for Research Resources	93.389	-	-	43,414
National Center on Sleep Disorders Research	93.233	297,241	297,241	1,106,973
National Cooperative Geologic Mapping	15.810	-	-	217,325
National Criminal History Improvement Program (NCHIP)	16.554	-	-	757,465
National Dam Safety Program	97.041	-	-	66,475
National Estuary Program	66.456	18,602	18,602	252,253
National Family Caregiver Support, Title III, Part E	93.052	10,502,697	10,502,697	13,355,561
National Farmworker Jobs Program	17.264	2,121,481	2,121,481	3,352,875
National Fish and Wildlife Foundation	10.683	-	-	31,339
National Food Safety Training, Education, Extension, Outreach, and Technical Assistance Competitive Grants Program	10.328	-	-	464,468
National Geological and Geophysical Data Preservation	15.814	-	-	6,322
National Guard Challenge Program	12.404	-	-	4,761,068
National Guard Military Operations and Maintenance (O&M) Projects	12.401	-	-	40,230,297
National Highway Traffic Safety Administration (NHTSA) Discretionary Safety Grants and Cooperative Agreements	20.614	-	-	480,352
National Historical Publications and Records Grants	89.003	-	-	166,513
National Institute of Justice Research, Evaluation, and Development Project Grants	16.560	263,345	263,345	3,750,322
National Institute of Justice W.E.B. DuBois Fellowship Program	16.566	-	-	22,318
National Leadership Grants	45.312	-	-	168,541
National Nuclear Security Administration (NNSA) Minority Serving Institutions (MSI) Program	81.123	1,134,508	1,134,508	3,797,382
National Oceanic and Atmospheric Administration (NOAA) Cooperative Institutes	11.432	73,039	73,039	2,110,645
National Park Service Conservation, Protection, Outreach, and Education	15.954	-	-	93,271
National Priority Safety Programs	20.616	2,334,096	2,334,096	10,530,150
National Resource Centers Program for Foreign Language and Area Studies or Foreign Language and International Studies Program and Foreign Language and Area Studies Fellowship Program	84.015	-	-	1,633,061
National School Lunch Program	10.555	1,261,902,330	1,261,902,330	1,406,797,882
National Security Education Program David L. Boren Scholarships	12.551	-	-	5,845
National Sexual Assault Kit Initiative	16.833	209,509	209,509	883,160
National Wildlife Refuge System Enhancements	15.654	-	-	28,733
Native American Graves Protection and Repatriation Act	15.922	-	-	70,070
Natural Resource Damage Assessment and Restoration	15.658	-	-	58,370
Natural Resource Stewardship	15.944	-	-	6,376
New Freedom Program	20.521	64,022	64,022	64,022
NICS Act Record Improvement Program	16.813	381,976	381,976	734,659
NIHES Superfund Hazardous Substances_Basic Research and Education	93.143	92,934	92,934	247,243

See accompanying notes to the Schedule of Expenditures of Federal Awards

STATE OF FLORIDA
FISCAL YEAR ENDED JUNE 30, 2022
SCHEDULE OF EXPENDITURES OF FEDERAL AWARDS

FEDERAL AGENCY / FEDERAL PROGRAM TITLE / PASS-THROUGH ENTITY	ASSISTANCE LISTING NUMBER	AWARD NUMBER	AMOUNTS PASSED THROUGH TO SUBRECIPIENTS	FEDERAL EXPENDITURES
Summary of Federal Expenditures by Assistance Listing Number				
Assistance Listing Program Title				
NOAA Mission-Related Education Awards	11.008		3,535	233,851
NON-ACA/PPHF—Building Capacity of the Public Health System to Improve Population Health through National Nonprofit Organizations	93.424		-	155,710
Nonpoint Source Implementation Grants	66.460		4,977,489	7,234,810
Non-Profit Security Program	97.008		1,668,546	1,668,546
Nuclear Energy Research, Development and Demonstration	81.121		122,337	704,110
Nurse Anesthetist Traineeship	93.124		-	161,394
Nurse Education, Practice Quality and Retention Grants	93.359		96,250	904,834
Nurse Faculty Loan Program (NFLP)	93.264		-	2,151,449
Nursing Research	93.361		287,273	3,445,728
Nursing Student Loans	93.364		-	-
Nutrition Services Incentive Program	93.053		5,151,125	5,151,125
Occupational Safety and Health Program	93.262		271,191	4,441,767
Occupational Safety and Health Susan Harwood Training Grants	17.502		-	173,520
Ocean Exploration	11.011		47,653	544,234
Office for Coastal Management	11.473		-	79,828
Office of International Science and Engineering	47.079		-	892,710
Office of Research and Development Consolidated Research/Training/Fellowships	66.511		-	64,272
Office of Science Financial Assistance Program	81.049		1,417,922	21,115,923
Office of Stem Engagement (OSTEM)	43.008		364,257	3,080,546
Opioid Affected Youth Initiative	16.842		-	69,484
Opioid STR	93.788		86,957,115	99,910,092
Oral Diseases and Disorders Research	93.121		588,461	8,584,175
Organic Agriculture Research and Extension Initiative	10.307		65,883	1,088,974
Organic Certification Cost Share Programs	10.171		29,500	29,500
Organized Approaches to Increase Colorectal Cancer Screening	93.800		70,317	492,028
Other Federal Awards	13.RD		9,119,959	145,324,750
Outdoor Recreation Acquisition, Development and Planning	15.916		3,307,022	3,507,022
Outreach and Assistance for Socially Disadvantaged and Veteran Farmers and Ranchers	10.443		-	91,793
Overseas Programs - Doctoral Dissertation Research Abroad	84.022		-	122,129
Overseas Programs - Group Projects Abroad	84.021		-	114,681
OVW Research and Evaluation Program	16.026		2,011	83,057
P3 Award: National Student Design Competition for Sustainability	66.516		-	118,732
Pacific Fisheries Data Program	11.437		-	24,669
Partners for Fish and Wildlife	15.631		-	75,883
Partnership Agreements	10.699		-	296,195
Past Conflict Accounting	12.740		-	656

See accompanying notes to the Schedule of Expenditures of Federal Awards

STATE OF FLORIDA
FISCAL YEAR ENDED JUNE 30, 2022
SCHEDULE OF EXPENDITURES OF FEDERAL AWARDS

FEDERAL AGENCY / FEDERAL PROGRAM TITLE / PASS-THROUGH ENTITY	ASSISTANCE LISTING NUMBER	AWARD NUMBER	AMOUNTS PASSED THROUGH TO SUBRECIPIENTS	FEDERAL EXPENDITURES
Summary of Federal Expenditures by Assistance Listing Number				
Assistance Listing Program Title				
Paul Coverdell Forensic Sciences Improvement Grant Program	16.742		249,669	759,323
Paul Coverdell National Acute Stroke Program National Center for Chronic Disease Prevention and Health Promotion	93.810		-	44,800
Payments to 1890 Land-Grant Colleges and Tuskegee University	10.205		-	1,365,612
Payments to Agricultural Experiment Stations Under the Hatch Act	10.203		-	4,540,311
Peace Corps' Global Health and PEPFAR Initiative Program	45.400		-	24,695
Performance Partnership Grants	66.605		295,247	14,493,292
Perkins Loan Cancellations	84.037		-	161,744
PHMSA Pipeline Safety Research and Development "Other Transaction Agreements"	20.723		-	71,037
Planning Assistance to States	12.110		-	681
Plant and Animal Disease, Pest Control, and Animal Care	10.025		145,342	18,813,966
Poison Center Support and Enhancement Grant	93.253		258,018	465,255
Polar Programs	47.078		3,577	470,991
Pollution Prevention Grants Program	66.708		-	17,419
Post-9/11 Veterans Educational Assistance	64.027		-	1,298,896
Postsecondary Education Scholarships for Veteran's Dependents	84.408		-	6,124
PPHF Geriatric Education Centers	93.969		313,314	859,332
PREA Program: Strategic Support for PREA Implementation	16.735		-	436,551
Prescott Marine Mammal Rescue Assistance	15.683		-	85,055
Preventing Maternal Deaths: Supporting Maternal Mortality Review Committees	93.478		-	19,564
Prevention of Disease, Disability, and Death by Infectious Diseases	93.084		-	1,350,009
Preventive Health and Health Services Block Grant	93.991		141,920	4,472,126
Preventive Health and Health Services Block Grant funded solely with Prevention and Public Health Funds (PPHF)	93.758		-	1,516
Procurement Technical Assistance For Business Firms	12.002		21,585	720,746
Professional and Cultural Exchange Programs - Citizen Exchanges	19.415		780	199,496
Project Safe Neighborhoods	16.609		600,317	634,367
Projects for Assistance in Transition from Homelessness (PATH)	93.150		4,518,401	4,518,401
Promotion of the Arts Grants to Organizations and Individuals	45.024		-	244,293
Promotion of the Arts Partnership Agreements	45.025		358,322	977,758
Promotion of the Humanities Challenge Grants	45.130		-	3,751
Promotion of the Humanities Division of Preservation and Access	45.149		81,698	401,556
Promotion of the Humanities Federal/State Partnership	45.129		-	309,246
Promotion of the Humanities Fellowships and Stipends	45.160		-	50,735
Promotion of the Humanities Office of Digital Humanities	45.169		-	111,856
Promotion of the Humanities Professional Development	45.163		-	77,291
Promotion of the Humanities Research	45.161		-	137,451

See accompanying notes to the Schedule of Expenditures of Federal Awards

STATE OF FLORIDA
FISCAL YEAR ENDED JUNE 30, 2022
SCHEDULE OF EXPENDITURES OF FEDERAL AWARDS

FEDERAL AGENCY / FEDERAL PROGRAM TITLE / PASS-THROUGH ENTITY	ASSISTANCE LISTING NUMBER	AWARD NUMBER	AMOUNTS PASSED THROUGH TO SUBRECIPIENTS	FEDERAL EXPENDITURES
Summary of Federal Expenditures by Assistance Listing Number				
Assistance Listing Program Title				
Promotion of the Humanities Teaching and Learning Resources and Curriculum Development	45.162		-	137,619
Prosecuting Cold Cases Using DNA	16.036		-	152,687
Protecting and Improving Health Globally: Building and Strengthening Public Health Impact, Systems, Capacity and Security	93.318		-	35,172
Protection, Clearing and Straightening Channels	12.109		-	177,605
Public Diplomacy Programs	19.040		2,948	51,829
Public Health Emergency Preparedness	93.069		517,715	33,896,126
Public Health Training Centers Program	93.516		-	31,197
Public Safety Partnership and Community Policing Grants	16.710		-	636,671
Public Transportation Emergency Relief Program	20.527		-	194,658
Public Transportation Innovation	20.530		-	467,255
Public Transportation Research, Technical Assistance, and Training	20.514		24,000	376,067
Rail Fixed Guideway Public Transportation System State Safety Oversight Formula Grant Program	20.528		-	412,041
Railroad Safety	20.301		4,000	17,567
Rangeland Resource Management	15.237		-	34,904
Rare Disorders: Research, Surveillance, Health Promotion, and Education	93.315		77,106	365,771
Readiness and Environmental Protection Integration (REPI) Program	12.017		-	16,563
Ready-To-Learn Television	84.295		-	97,549
Recreational Trails Program	20.219		2,033,895	2,033,895
Refugee and Entrant Assistance Discretionary Grants	93.576		-	147,338
Refugee and Entrant Assistance State/Replacement Designee Administered Programs	93.566		21,353,018	110,554,919
Regional Conservation Partnership Program	10.932		-	3,455
Regional Fishery Management Councils	11.441		-	39,571
Regional Wetland Program Development Grants	66.461		-	279,882
Rehabilitation Long-Term Training	84.129		-	822,392
Rehabilitation Services Independent Living Services for Older Individuals Who are Blind	84.177		-	2,760,271
Rehabilitation Services Vocational Rehabilitation Grants to States	84.126		-	203,929,427
Rehabilitation Training Technical Assistance Centers	84.264		-	156,156
Renewable Energy Research and Development	81.087		1,038,309	5,976,890
Renewable Resources Extension Act and National Focus Fund Projects	10.515		-	112,415
Research and Evaluations, Demonstrations, and Data Analysis and Utilization	14.536		-	177,251
Research and Technology Development	12.910		958,714	7,416,248
Research and Training in Complementary and Integrative Health	93.213		158,646	1,733,039
Research in Special Education	84.324		815,344	5,384,691
Research Infrastructure Programs	93.351		-	734,863
Research Joint Venture and Cost Reimbursable Agreements	10.707		-	34,083
Research on Chemical and Biological Defense	12.360		-	14,602

See accompanying notes to the Schedule of Expenditures of Federal Awards

STATE OF FLORIDA
FISCAL YEAR ENDED JUNE 30, 2022
SCHEDULE OF EXPENDITURES OF FEDERAL AWARDS

FEDERAL AGENCY / FEDERAL PROGRAM TITLE / PASS-THROUGH ENTITY	ASSISTANCE LISTING NUMBER	AWARD NUMBER	AMOUNTS PASSED THROUGH TO SUBRECIPIENTS	FEDERAL EXPENDITURES
Summary of Federal Expenditures by Assistance Listing Number				
Assistance Listing Program Title				
Research on Healthcare Costs, Quality and Outcomes	93.226		48,423	1,121,377
Research Related to Deafness and Communication Disorders	93.173		695,085	6,325,332
Residential Substance Abuse Treatment for State Prisoners	16.593		134,911	881,391
Resources and Ecosystems Sustainability, Tourist Opportunities, and Revived Economies of the Gulf Coast States	21.015		140,868	1,469,585
Retired and Senior Volunteer Program	94.002		-	54,548
ROTC Language and Culture Training Grants	12.357		-	106,290
Rural Business Development Grant	10.351		-	144,299
Rural Education	84.358		2,355,820	2,421,915
Rural Health Care Services Outreach, Rural Health Network Development and Small Health Care Provider Quality Improvement	93.912		-	40,545
Safe and Drug-Free Schools and Communities_State Grants	84.186		-	61,758
Safety, Security and Mission Services	43.009		25,000	740,944
Scaling the National Diabetes Prevention Program to Priority Populations	93.261		-	88,489
Scholarships for Health Professions Students from Disadvantaged Backgrounds	93.925		-	802,040
Scholarships for Students at 1890 Institutions	10.524		-	851,702
School Breakfast Program	10.553		334,095,530	334,323,407
School Improvement Grants	84.377		8,529,104	8,529,104
School Safety National Activities (formerly, Safe and Drug-Free Schools and Communities-National Programs)	84.184		-	366,420
Schools and Roads - Grants to States	10.665		-	2,544,059
Science	43.001		1,963,217	12,802,143
Science To Achieve Results (STAR) Research Program	66.509		148,109	1,176,366
Science, Technology, Business and/or Education Outreach	11.620		-	191,302
Science, Technology, Engineering & Mathematics (STEM) Education, Outreach and Workforce Program	12.330		1,404	458,369
Scientific Leadership Awards	97.062		-	276,681
Scientific Research - Combating Weapons of Mass Destruction	12.351		2,993,155	6,108,200
Sea Grant Support	11.417		543,516	5,699,957
Second Chance Act Reentry Initiative	16.812		148,028	495,206
Secondary and Two-Year Postsecondary Agriculture Education Challenge Grants	10.226		-	4,639
Senior Community Service Employment Program	17.235		3,941,597	4,430,980
Senior Farmers Market Nutrition Program	10.576		-	319,638
Services for Trafficking Victims	16.320		-	29,105
Sexual Assault Services Formula Program	16.017		708,060	757,544
Sexual Risk Avoidance Education	93.060		1,211,015	2,913,171
Sexually Transmitted Diseases (STD) Prevention and Control Grants	93.977		-	5,742,564
Sexually Transmitted Diseases (STD) Provider Education Grants	93.978		-	152,378
Shuttered Venue Operators Grant Program	59.075		-	5,541,421

See accompanying notes to the Schedule of Expenditures of Federal Awards

STATE OF FLORIDA
FISCAL YEAR ENDED JUNE 30, 2022
SCHEDULE OF EXPENDITURES OF FEDERAL AWARDS

FEDERAL AGENCY / FEDERAL PROGRAM TITLE / PASS-THROUGH ENTITY	ASSISTANCE LISTING NUMBER	AWARD NUMBER	AMOUNTS PASSED THROUGH TO SUBRECIPIENTS	FEDERAL EXPENDITURES
Summary of Federal Expenditures by Assistance Listing Number				
Assistance Listing Program Title				
Small Business Development Centers	59.037		450,955	8,518,121
Small Business Innovation Research	10.212		-	24,313
Small Rural Hospital Improvement Grant Program	93.301		142,632	142,632
Smart Prosecution Initiative	16.825		-	175,339
Social Security Disability Insurance	96.001		-	121,696,736
Social Security Research and Demonstration	96.007		-	64,813
Social Services Block Grant	93.667		57,857,256	158,364,321
Social, Behavioral, and Economic Sciences	47.075		385,161	4,406,882
Soil and Water Conservation	10.902		10,960	1,542,125
Solid Waste Management Assistance Grants	66.808		-	87,517
South Florida Geographic Initiatives Program	66.484		-	644,711
Southeast Area Monitoring and Assessment Program	11.435		-	326,927
Space Operations	43.007		118,503	1,239,059
Space Technology	43.012		115,729	3,405,842
Special Data Collections and Statistical Studies	16.734		665,460	1,193,172
Special Education - Personnel Development to Improve Services and Results for Children with Disabilities	84.325		2,418,513	9,831,454
Special Education - State Personnel Development	84.323		563,433	1,472,914
Special Education Educational Technology Media, and Materials for Individuals with Disabilities	84.327		-	447,244
Special Education Grants to States	84.027		648,973,476	679,568,435
Special Education Preschool Grants	84.173		17,220,966	17,993,384
Special Education Technical Assistance and Dissemination to Improve Services and Results for Children with Disabilities	84.326		743,815	3,456,240
Special Education-Grants for Infants and Families	84.181		4,112,580	22,900,548
Special Milk Program for Children	10.556		-	3,212
Special Programs for the Aging, Title III, Part B, Grants for Supportive Services and Senior Centers	93.044		30,273,707	30,321,195
Special Programs for the Aging, Title III, Part C, Nutrition Services	93.045		46,334,517	48,578,618
Special Programs for the Aging, Title III, Part D, Disease Prevention and Health Promotion Services	93.043		1,617,443	1,748,432
Special Programs for the Aging, Title IV, and Title II, Discretionary Projects	93.048		531,947	532,075
Special Programs for the Aging, Title VII, Chapter 2, Long Term Care Ombudsman Services for Older Individuals	93.042		-	1,591,958
Special Programs for the Aging, Title VII, Chapter 3, Programs for Prevention of Elder Abuse, Neglect, and Exploitation	93.041		219,635	308,858
Special Projects of National Significance	93.928		-	339,384
Specialty Crop Block Grant Program - Farm Bill	10.170		496,653	3,007,465
Specialty Crop Research Initiative	10.309		1,728,249	10,365,705
Sport Fish Restoration	15.605		793,983	10,273,495
Sportfishing and Boating Safety Act	15.622		566,297	566,297

See accompanying notes to the Schedule of Expenditures of Federal Awards

STATE OF FLORIDA
FISCAL YEAR ENDED JUNE 30, 2022
SCHEDULE OF EXPENDITURES OF FEDERAL AWARDS

FEDERAL AGENCY / FEDERAL PROGRAM TITLE / PASS-THROUGH ENTITY	ASSISTANCE LISTING NUMBER	AWARD NUMBER	AMOUNTS PASSED THROUGH TO SUBRECIPIENTS	FEDERAL EXPENDITURES
Summary of Federal Expenditures by Assistance Listing Number				
Assistance Listing Program Title				
State & Private Forestry Hazardous Fuel Reduction Program	10.697		-	395,216
State Actions to Improve Oral Health Outcomes and Partner Actions to Improve Oral Health Outcomes	93.366		40,982	406,512
State Administrative Expenses for Child Nutrition	10.560		-	17,759,326
State Administrative Matching Grants for the Supplemental Nutrition Assistance Program	10.561		1,616,737	96,989,643
State and Community Highway Safety	20.600		4,162,186	10,140,445
State and Local Government Data Analysis Tools for Roadway Safety	20.935		-	142,154
State and Tribal Response Program Grants	66.817		-	416,165
State Capacity Building	93.240		-	341,942
State Court Improvement Program	93.586		-	1,246,919
State Energy Program	81.041		-	2,343,676
State Health Access Program	93.256		-	390,784
State Health Insurance Assistance Program	93.324		2,389,250	2,930,596
State Heating Oil and Propane Program	81.138		-	287
State Indoor Radon Grants	66.032		-	185,486
State Justice Statistics Program for Statistical Analysis Centers	16.550		-	73,448
State Medicaid Fraud Control Units	93.775		-	14,931,468
State Memorandum of Agreement Program for the Reimbursement of Technical Services	12.113		-	1,186,232
State Rural Hospital Flexibility Program	93.241		100,000	821,246
State Survey and Certification of Health Care Providers and Suppliers (Title XVIII) Medicare	93.777		-	30,622,358
State Traffic Safety Information System Improvement Grants	20.610		-	4
State Wildlife Grants	15.634		284,243	1,630,967
Stephanie Tubbs Jones Child Welfare Services Program	93.645		22,251,307	22,252,503
Stewardship Science Grant Program	81.112		-	401,134
STOP School Violence	16.839		-	250,312
Strengthening Public Health Systems and Services through National Partnerships to Improve and Protect the Nation's Health	93.421		-	437,436
Student Support and Academic Enrichment Program	84.424		62,563,341	63,590,487
Substance Abuse and Mental Health Services Projects of Regional and National Significance	93.243		354,691	3,620,175
Summer Food Service Program for Children	10.559		-	103,871,039
Superfund State, Political Subdivision, and Indian Tribe Site-Specific Cooperative Agreements	66.802		-	258,639
Supplemental Nutrition Assistance Program	10.551		-	5,699,654,634
Support for Adam Walsh Act Implementation Grant Program	16.750		-	153,628
Supported Employment Services for Individuals with the Most Significant Disabilities	84.187		-	1,127,196
Supporting Effective Educator Development Program	84.423		861,548	4,603,884
Supporting Effective Instruction State Grants (formerly Improving Teacher Quality State Grants)	84.367		100,456,824	103,364,569
Surveys, Studies, Investigations, Demonstrations, and Training Grants and Cooperative Agreements - Section 104(b)(3) of the Clean Water Act	66.436		22,236	1,188,994

See accompanying notes to the Schedule of Expenditures of Federal Awards

STATE OF FLORIDA
FISCAL YEAR ENDED JUNE 30, 2022
SCHEDULE OF EXPENDITURES OF FEDERAL AWARDS

FEDERAL AGENCY / FEDERAL PROGRAM TITLE / PASS-THROUGH ENTITY	ASSISTANCE LISTING NUMBER	AWARD NUMBER	AMOUNTS PASSED THROUGH TO SUBRECIPIENTS	FEDERAL EXPENDITURES
Summary of Federal Expenditures by Assistance Listing Number				
Assistance Listing Program Title				
Surveys, Studies, Research, Investigations, Demonstrations, and Special Purpose Activities Relating to the Clean Air Act	66.034		-	512,545
Survivors and Dependents Educational Assistance	64.117		-	1,370,185
Sustainable Agriculture Research and Education	10.215		3,639	483,468
Teacher and School Leader Incentive Grants (formerly the Teacher Incentive Fund)	84.374		-	19,023
Teacher Education Assistance for College and Higher Education Grants (TEACH Grants)	84.379		-	203,816
Teacher Quality Partnership Grants	84.336		21,154	1,560,753
Technical Agricultural Assistance	10.960		-	7,737
Technical and Non-Financial Assistance to Health Centers	93.129		-	8,262
Technical Assistance and Workforce Development	20.531		13,072	670,420
Technical Assistance for Specialty Crops Program	10.604		-	266,421
Teenage Pregnancy Prevention Program	93.297		-	34,960
Temporary Assistance for Needy Families	93.558		243,844,337	346,277,167
Temporary Labor Certification for Foreign Workers	17.273		-	621,019
The Language Flagship Grants to Institutions of Higher Education	12.550		262,254	770,749
Threatened and Endangered Species	15.246		-	9,211
Title I Grants to Local Educational Agencies	84.010		874,337,121	883,175,531
Title I State Agency Program for Neglected and Delinquent Children and Youth	84.013		-	1,381,617
Title IV-E Kinship Navigator Program	93.471		55,972	55,972
Title V State Sexual Risk Avoidance Education (Title V State SRAE) Program	93.235		82,795	621,557
Trade Adjustment Assistance	17.245		697,485	1,578,259
Training in General, Pediatric, and Public Health Dentistry	93.059		-	183,595
Transition Programs for Students with Intellectual Disabilities into Higher Education	84.407		-	7,488
Trans-NIH Research Support	93.310		3,043,812	5,783,157
Traumatic Brain Injury State Demonstration Grant Program	93.234		-	23,895
TRIO Educational Opportunity Centers	84.066		-	3,078,947
TRIO McNair Post-Baccalaureate Achievement	84.217		-	822,741
TRIO Student Support Services	84.042		-	11,294,152
TRIO Talent Search	84.044		-	5,320,889
TRIO Upward Bound	84.047		-	8,845,869
Troops to Teachers Grant Program	12.620		-	129,591
Tuberculosis Demonstration, Research, Public and Professional Education	93.947		-	738,457
Twenty-First Century Community Learning Centers	84.287		65,991,285	73,179,656
U.S. Ambassadors Fund for Cultural Preservation	19.025		-	14,855
U.S. Geological Survey Research and Data Collection	15.808		54,316	2,563,705
U.S. Nuclear Regulatory Commission Scholarship and Fellowship Program	77.008		-	686,385
U.S. Repatriation	93.579		-	3,498

See accompanying notes to the Schedule of Expenditures of Federal Awards

STATE OF FLORIDA
FISCAL YEAR ENDED JUNE 30, 2022
SCHEDULE OF EXPENDITURES OF FEDERAL AWARDS

FEDERAL AGENCY / FEDERAL PROGRAM TITLE / PASS-THROUGH ENTITY	ASSISTANCE LISTING NUMBER	AWARD NUMBER	AMOUNTS PASSED THROUGH TO SUBRECIPIENTS	FEDERAL EXPENDITURES
Summary of Federal Expenditures by Assistance Listing Number				
Assistance Listing Program Title				
Unaccompanied Alien Children Program	93.676		-	10,468
Unallied Management Projects	11.454		14,662	581,634
Unallied Science Program	11.472		87,500	1,015,427
Underground Storage Tank (UST) Prevention, Detection, and Compliance Program	66.804		-	657,478
Unemployment Insurance	17.225		5,896,363	473,769,555
University Centers for Excellence in Developmental Disabilities Education, Research, and Service	93.632		-	589,502
University Coal Research	81.057		4,876	170,111
University Transportation Centers Program	20.701		1,759,121	6,305,847
Urban and Community Forestry Program	10.675		-	124,155
USAID Foreign Assistance for Programs Overseas	98.001		5,122,036	11,162,111
VA Homeless Providers Grant and Per Diem Program	64.024		-	107,246
VA Supportive Services for Veteran Families Program	64.033		-	25,664
Veterans Home Based Primary Care	64.022		-	14,571
Veterans Information and Assistance	64.115		-	1,063,568
Veterans Outreach Program	59.044		-	342,555
Veterans State Domiciliary Care	64.014		-	2,416,038
Veterans State Nursing Home Care	64.015		-	43,589,306
Veterinary Services Grant Program	10.336		-	28,826
Violence Against Women Formula Grants	16.588		7,471,284	10,225,842
Viral Hepatitis Prevention and Control	93.270		-	506,712
Virginia Graeme Baker Pool and Spa Safety	87.002		-	234,315
Vision Research	93.867		798,520	6,698,723
Volunteer Income Tax Assistance (VITA) Matching Grant Program	21.009		-	19,713
Volunteers in Service to America	94.013		-	170,726
Water Desalination Research and Development	15.506		-	63,511
Water Pollution Control State, Interstate, and Tribal Program Support	66.419		-	407,169
Water Quality Management Planning	66.454		216,376	216,376
Weather and Air Quality Research	11.459		-	126,273
Weatherization Assistance for Low-Income Persons	81.042		2,945,956	3,370,973
WELL-INTEGRATED SCREENING AND EVALUATION FOR WOMEN ACROSS THE NATION (WISEWOMAN)	93.436		16,364	313,596
White-nose Syndrome National Response Implementation	15.684		-	59,802
Wholesale Farmers and Alternative Market Development	10.164		-	40,516
WIC Farmers' Market Nutrition Program (FMNP)	10.572		-	104,718
WIC Grants To States (WGS)	10.578		-	212,234
WIC Special Supplemental Nutrition Program for Women, Infants, and Children	10.557		-	366,087,071
Wildfires and Hurricanes Indemnity Program Plus	10.129		95,184,619	101,517,683

See accompanying notes to the Schedule of Expenditures of Federal Awards

STATE OF FLORIDA
FISCAL YEAR ENDED JUNE 30, 2022
SCHEDULE OF EXPENDITURES OF FEDERAL AWARDS

FEDERAL AGENCY / FEDERAL PROGRAM TITLE / PASS-THROUGH ENTITY	ASSISTANCE LISTING NUMBER	AWARD NUMBER	AMOUNTS PASSED THROUGH TO SUBRECIPIENTS	FEDERAL EXPENDITURES
Summary of Federal Expenditures by Assistance Listing Number				
Assistance Listing Program Title				
Wildlife Restoration and Basic Hunter Education	15.611		1,500	11,709,067
Wildlife Services	10.028		-	70,135
WIOA Adult Program	17.258		42,275,978	48,961,997
WIOA Dislocated Worker Formula Grants	17.278		42,715,323	43,490,322
WIOA National Dislocated Worker Grants / WIA National Emergency Grants	17.277		6,492,061	6,551,881
WIOA Pilots, Demonstrations, and Research Projects	17.261		-	406,052
WIOA Youth Activities	17.259		41,486,884	44,253,993
Wood Utilization Assistance	10.674		-	1,683
Work Opportunity Tax Credit Program (WOTC)	17.271		-	820,186
Youth Engagement, Education, and Employment	15.676		-	32,036
YouthBuild	17.274		-	441,710
Grand Total			11,508,566,657	58,347,248,415

See accompanying notes to the Schedule of Expenditures of Federal Awards

*Notes to the Schedule of Expenditures of
Federal Awards*

NOTE 1 - BASIS OF PRESENTATION AND SIGNIFICANT ACCOUNTING POLICIES

The Schedule of Expenditures of Federal Awards has been prepared in accordance with the Uniform Guidance and presents the Federal awards expended by the State of Florida. The Single Audit Act Amendments of 1996 (Public Law 104-156) and the Uniform Guidance in subpart F define Federal awards as Federal financial assistance and Federal cost-reimbursement contracts that non-Federal entities receive directly from Federal awarding agencies or indirectly from pass-through entities. Federal financial assistance is defined as assistance that non-Federal entities receive or administer in the form of grants, loans, loan guarantees, property, cooperative agreements, interest subsidies, insurance, food commodities, direct appropriations, or other assistance.

The following summary of the State of Florida's significant accounting policies and related information is presented to assist the reader in interpreting the Schedule of Expenditures of Federal Awards and should be viewed as an integral part of the accompanying schedule.

Reporting Entity

The reporting entity for the purposes of the accompanying schedule is the State of Florida primary government (i.e., legislative agencies, the Governor and Cabinet, departments and agencies, commissions, boards of the Executive Branch, and various offices relating to the Judicial Branch), the State Universities (SU), and the State Community Colleges and Florida Colleges exclusive of any component units of the State Universities and Community Colleges and Florida Colleges.

Assistance Listing Number (ALN)

The Assistance Listing Number (ALN) is a government-wide compendium of individual Federal programs. A five-digit program identification number (ALN) is assigned to each program included in the catalog. Those programs that have not been assigned an ALN by the Federal Government and those programs for which ALNs could not be identified are entitled "Other Federal Awards" on the accompanying schedule and listed as ALN "XX.UXX". The "U" stands for unknown, while the following "XX" represents the sequential numbering of the Federal Awarding Agency. Unknown programs that are also research and development programs are listed as ALN "XX.RD".

Federal Expenditures

The column on the accompanying schedule captioned "Federal Expenditures," includes amounts using different bases of accounting. The reporting entities also include expenditures related to transfers received from other State Agencies, State Universities, State Community Colleges, and Florida Colleges in this column.

Amounts reported by State Agencies, State Universities, State Community Colleges, and Florida Colleges were determined in accordance with the accrual and modified accrual basis of accounting, with the exception of Florida International University, Florida State University, and the University of Florida, which reported expenditures using the cash basis of accounting.

Appropriate expenditures are recognized, as applicable, in accordance with either OMB Cost Principles or cost principles contained in Title 2 U.S. Code of Federal Regulations Part 200, Uniform Administrative Requirements, Cost Principles, and Audit Requirements for Federal Awards, wherein certain types of expenditures are not allowable or are limited as to reimbursements.

Expenditures reported for the Unemployment Insurance (UI) Program (ALN 17.225) and the Direct Loans Program (ALN 84.268) are reported using the accrual basis of accounting.

Appropriate adjustments have been made to the expenditures reported on the accompanying schedule to preclude reporting both the transfers of Federal awards between the various State Agencies, State Universities, State Community Colleges, and Florida Colleges, and the subsequent expenditures.

Amounts Passed Through to Subrecipients Column

The column on the accompanying schedule captioned "Amounts Passed Through to Subrecipients" represents the amounts transferred by the State Agencies, State Universities, State Community Colleges, and Florida Colleges to subrecipients that are not included in the State's Schedule of Expenditures of Federal Awards. The amounts in this column are also included in the column captioned "Federal Expenditures". Transfers of Federal awards between the State Agencies, State Universities, State Community Colleges, and Florida Colleges are not included in this column.

American Recovery and Reinvestment Act of 2009 (ARRA)

On February 13, 2009, Congress passed the American Recovery and Reinvestment Act of 2009 (Public Law 111 -5) (Recovery Act). The Recovery Act’s three main goals are to create and save jobs, jump-start economic activity and invest in long-term economic growth, and promote accountability and transparency in government spending.

To maximize the transparency and accountability of funds authorized under the Recovery Act, recipients covered by the Single Audit Act Amendments of 1996 and Uniform Guidance must separately identify the expenditures for Federal awards under the Recovery Act on the Schedule of Expenditures of Federal Awards.

ARRA funds reported during the 2021-2022 fiscal year are included within the accompanying schedule. Expenditures reported on the accompanying schedule for ARRA awards totaled \$12,851,590.

COVID-19 Emergency Acts

In response to the COVID-19 outbreak, Congress has passed three major emergency measures to provide relief to families and the U.S. economy. On March 6, 2020, the Preparedness and Response Supplemental Appropriations Act was signed into law as the first phase and allocated \$8.3 billion of aid to the United States' public health response to COVID-19. On March 18, 2020, Families First Coronavirus Response Act was the second phase and provided relief for both employers and employees who were affected by COVID-19.

On March 27, 2020, Congress passed the third COVID-19 stimulus law, the Coronavirus Aid, Relief, and Economic Security (CARES) Act is a \$2.2 trillion economic stimulus package that aids industries suffering from the pandemic and provides economic relief to families and small businesses who are suffering. The Health and Economic Recovery Omnibus Emergency Solutions Act or the Heroes Act, a \$3 trillion stimulus package, was passed on May 15, 2020, and is intended to supplement the CARES Act stimulus package.

As described in 2 CFR section 200.510(b), COVID-19 Emergency Acts funding is designated as “COVID-19” and reported separately on the accompanying SEFA schedule (and the SF-SAC). The relief funds are assigned a separate ALN and apply to both the portion of existing federal programs and the new COVID-19 only programs.

COVID-19 related award expenditures during the 2021-2022 Fiscal Year are included within the accompanying schedule and totaled \$13,870,180,974.

Additionally, the American Rescue Plan Act of 2021 (ARP) (Pub. L. No. 117-2) further extended and modified the programs provided under the CARES Act and Continued Assistance to Unemployed Workers Act of 2020.

Disaster Grants – Public Assistance (ALN 97.036)

After a Presidential-Declared disaster, FEMA provides a public assistance grant to reimburse eligible costs associated with repair, replacement, or restoration of disaster-damaged facilities. The Federal government reimburses in the form of cost-shared grants which requires state matching funds. For the fiscal year ended June 30, 2022, \$183,788,372 of approved eligible expenditures that were incurred in a prior year are included on the schedule.

Noncash Assistance

The State participates in several Federal awards programs in which noncash benefits are provided through the State to eligible program participants. The programs where noncash benefits were used are identified in the following table. The programs that report 100% direct noncash benefits are accompanied on the table by a (1).

Assistance Listing Number	Assistance Listing Program Title	Total Noncash Benefits	Total Program Expenditures
10.542	Pandemic EBT Food Benefits (1)	\$ 1,252,175,490	\$ 1,252,175,490
10.551	Supplemental Nutrition Assistance Program (1)	5,699,654,634	5,699,654,634
10.553	School Breakfast Program	6,709	86,125
10.555	National School Lunch Program	138,894,752	1,400,148,739
10.557	WIC Special Supplemental Nutrition Program for Women, Infants, and Childr	253,152,658	253,152,658
10.565	Commodity Supplemental Food Program	3,704,693	4,676,737
10.569	Emergency Food Assistance Program (Food Commodities) (1)	105,505,454	105,505,454
20.513	Enhanced Mobility of Seniors and Individuals with Disabilities (1)	8,739,080	13,714,783
20.526	Buses and Bus Facilities Formula, Competitive, and Low or No Emissions Pro	884,255	1,847,678
93.268	Immunization Cooperative Agreements (1)	302,752,085	315,596,032
Grand Total		\$ 7,765,469,810	\$ 9,046,558,330

NOTE 2 – INDIRECT COST RATE

In accordance with §200.414 Indirect (F&A) costs and §200.510, the following State of Florida entities used the 10% de minimis indirect cost rate.

State Colleges

Polk State College

Tallahassee Community College

NOTE 3 – UNEMPLOYMENT INSURANCE

The Unemployment Insurance (UI) Program (ALN 17.225) is a unique Federal-State partnership, founded upon Federal law but implemented primarily through State law. Pursuant to this Program, unemployment benefits are paid to eligible unemployed workers for periods of involuntary unemployment. Benefits are paid from Federal funds and from State unemployment taxes that are deposited into the State's account in the Federal Unemployment Trust Fund (FUTF). State benefits were funded from State taxes. The State's administrative expenditures incurred under this Program are funded by Federal grants. Expenditures reported on the accompanying schedule for the UI Program are identified in the following table:

Federal Administration	\$	72,413,173
Federal Administration Covid-19		27,089,796
DEO - Sub granted to state agencies		20,185,617
Adjusted Federal Administration	\$	119,688,586
Federal Benefits Ex Military/Federal Employees	\$	3,699,133
Federal Benefits Emergency		-
Federal Benefits TRADE/Disaster		188,995
Federal Benefits Covid-19		1,198,347,486
State Benefits funded by Taxes		376,785,728
Total	\$	1,698,709,928

NOTE 4 - LOANS AND LOAN GUARANTEES

The State of Florida participates in several Federal loan programs in which funds are provided through the State to eligible program participants.

Highway Planning and Construction (ALN 20.205)

The Federal State Infrastructure Bank (SIB) for the Highway Planning and Construction Program (ALN 20.205) is an investment fund from which loans and other forms of credit assistance are provided for highway construction, transit capital, or other surface transportation projects. The Federal share (80 percent) of SIB disbursements made during the 2021-22 fiscal year totaled \$21,831,058.02. The Federal Share (80 percent) of SIB accruals for the 2021-22 fiscal year totaled \$33,355.58. The total of \$21,864,413.60 is included on the accompanying schedule with other expenditures from the Highway Planning and Construction Program. The federal portion (80 percent) of the outstanding balance of the SIB loans at June 30, 2022 totaled \$58,647,534.57.

Federal Family Education Loans (ALN 84.032)

Under the Federal Family Education Loans (FFEL) Program, the U.S. Department of Education guarantees the repayment of loans made to students by participating financial institutions. The Florida Department of Education administers the FFEL Program (ALN 84.032) for the State. During the 2021-22 fiscal year, payments made to lenders to cover student loans in default totaled \$68,608,763. The value of outstanding loans guaranteed on June 30, 2022, totaled \$52,471,742.

Higher Education Loans

The table below summarizes activity by the State for federally funded student loan programs.

Assistance Listing Number	Assistance Listing Program Title	Current Year Disbursements	Value of Loans Outstanding
47.076	Education and Human Resources	\$ -	\$ 335,000
84.032	Federal Family Education Loans	68,608,763	52,471,742
84.038	Federal Perkins Loan (FPL)-Federal Capital Contributions	-	21,098,899
84.268	Federal Direct Student Loans	1,479,800,188	11,510,345
93.264	Nurse Faculty Loan Program (NFLP)	-	1,700,958
93.342	Health Professions Student Loans, Including Primary Care Loans/Loans for Disadvantaged Students	-	5,615,685
93.364	Nursing Student Loans	-	-
93.408	ARRA - Nurse Faculty Loan Program	-	1,913
Totals		\$ 1,548,408,951	\$ 92,734,542

THIS PAGE INTENTIONALLY LEFT BLANK

Other Reports

The Auditor General reports listed below include findings and information that may enhance the reader's understanding of the State of Florida's administration of Federal awards.

Report Type/Number	Report Title	Date of Report
Information Technology Operational Audit 2023-045	Florida State University Northwest Regional Data Center – Data Center Operations	November 2022
Information Technology Operational Audit 2023-097	Department of Financial Services – Florida Accounting Information Resource Subsystem (FLAIR) and Selected Information Technology General Controls	January 2023
Operational Audit 2023-131	Department of Education – Charter School Administration and Prior Audit Follow-Up	March 2023

Audit reports issued by the Auditor General can be obtained through our Web site FLAuditor.gov.

THIS PAGE INTENTIONALLY LEFT BLANK

INDEX OF FINDINGS BY STATE ENTITY

State Entity Finding Number	Program Title	State Entity Finding Number	Program Title
University of South Florida		Florida Department of Economic Opportunity (continued)	
2022-032	Education Stabilization Fund	2022-018	Unemployment Insurance
Florida Agency for Health Care Administration		2022-019	Unemployment Insurance
2022-001	Receivables, net, Unavailable revenue, Grants and donations	2022-020	Unemployment Insurance
2022-035	Children's Health Insurance Program Medicaid Cluster Refugee and Entrant Assistance State/Replacement Designee Administered Programs	2022-021	Unemployment Insurance
2022-049	Children's Health Insurance Program	2022-022	Unemployment Insurance
2022-051	Children's Health Insurance Program Medicaid Cluster	Florida Department of Education	
2022-053	Medicaid Cluster	2022-027	Adult Education – Basic Grants to States Charter Schools English Language Acquisition State Grants Twenty-First Century Community Learning Centers
2022-054	Medicaid Cluster	2022-028	Twenty-First Century Community Learning Centers
2022-055	Children's Health Insurance Program Medicaid Cluster	2022-029	English Language Acquisition State Grants
2022-056	Children's Health Insurance Program Medicaid Cluster	2022-030	English Language Acquisition State Grants
2022-057	Medicaid Cluster	2022-031	English Language Acquisition State Grants
Florida Agency for Persons with Disabilities		2022-033	Education Stabilization Fund
2022-058	Medicaid Cluster	2022-040	CCDF Cluster Social Services Block Grant Temporary Assistance for Needy Families
Florida Department of Agriculture and Consumer Services		Florida Department of Health	
2022-006	Child Nutrition Cluster	2022-041	Immunization Cooperative Agreements
Florida Department of Children and Families		2022-042	Immunization Cooperative Agreements
2022-026	Emergency Rental Assistance	2022-061	HIV Care Formula Grants
2022-034	Children's Health Insurance Program Medicaid Cluster Refugee and Entrant Assistance State/Replacement Designee Administered Programs SNAP Cluster Temporary Assistance for Needy Families	Florida Department of Legal Affairs	
2022-036	Children's Health Insurance Program Medicaid Cluster Refugee and Entrant Assistance State/Replacement Designee Administered Programs SNAP Cluster Temporary Assistance for Needy Families	2022-007	Crime Victim Assistance
2022-039	Refugee and Entrant Assistance State/Replacement Designee Administered Programs Social Services Block Grant Temporary Assistance for Needy Families	2022-059	Medicaid Cluster
2022-043	Temporary Assistance for Needy Families	Florida Department of Management Services	
2022-044	Temporary Assistance for Needy Families	2022-037	Block Grants for Community Mental Health Services HIV Care Formula Grants Immunization Cooperative Agreements Medicaid Cluster Refugee and Entrant Assistance State/Replacement Designee Administered Programs SNAP Cluster Social Services Block Grant Temporary Assistance for Needy Families Unemployment Insurance
2022-045	Temporary Assistance for Needy Families	2022-038	Block Grants for Community Mental Health Services HIV Care Formula Grants Immunization Cooperative Agreements Medicaid Cluster Refugee and Entrant Assistance State/Replacement Designee Administered Programs SNAP Cluster Social Services Block Grant Temporary Assistance for Needy Families Unemployment Insurance
2022-047	Refugee and Entrant Assistance State/Replacement Designee Administered Programs Social Services Block Grant	Florida Department of Revenue	
2022-048	Social Services Block Grant	2022-002	Receivables, net, Unearned revenues, Unavailable rev, Other
Florida Department of Economic Opportunity		2022-023	Unemployment Insurance
2022-008	Unemployment Insurance	2022-046	Temporary Assistance for Needy Families
2022-009	Unemployment Insurance	Florida Division of Emergency Management	
2022-010	Unemployment Insurance	2022-062	Disaster Grants - Public Assistance (Presidentially Declared Disasters)
2022-011	Unemployment Insurance	2022-063	Disaster Grants - Public Assistance (Presidentially Declared Disasters)
2022-012	Unemployment Insurance	2022-064	Hazard Mitigation Grant Program
2022-013	Unemployment Insurance		
2022-014	Unemployment Insurance		
2022-015	Unemployment Insurance		
2022-016	Unemployment Insurance		
2022-017	Low-Income Home Energy Assistance Unemployment Insurance		

THIS PAGE INTENTIONALLY LEFT BLANK

INDEX OF FINDINGS BY COMPLIANCE REQUIREMENT

Assistance Listing Number	Activities Allowed or Unallowed	Allowable Costs/Cost Principles	Cash Management	Eligibility	Equipment and Real Property Management	Matching Level of Effort, Earmarking	Period of Performance	Reporting	Subrecipient Monitoring	Special Tests and Provisions
United States Department of Agriculture										
10.551 10.561	2022-034 2022-036 2022-037 2022-038	2022-034 2022-036 2022-037 2022-038		2022-034 2022-036 2022-037 2022-038		2022-037 2022-038	2022-037 2022-038	2022-034 2022-036 2022-037 2022-038	2022-037 2022-038	2022-034 2022-036 2022-037 2022-038
10.553 10.555 10.556 10.559 10.582	2022-006	2022-006		2022-006				2022-006		
United States Department of Justice										
16.575									2022-007	
United States Department of Labor										
17.225	2022-008 2022-009 2022-010 2022-011 2022-012 2022-013 2022-014 2022-015 2022-016 2022-037 2022-038	2022-008 2022-009 2022-010 2022-011 2022-012 2022-013 2022-014 2022-015 2022-016 2022-037 2022-038	2022-017	2022-008 2022-009 2022-010 2022-011 2022-012 2022-013 2022-014 2022-015 2022-016 2022-018 2022-037 2022-038		2022-017 2022-037 2022-038	2022-017 2022-037 2022-038	2022-008 2022-009 2022-010 2022-011 2022-012 2022-013 2022-014 2022-015 2022-016 2022-017 2022-019 2022-037 2022-038	2022-037 2022-038	2022-008 2022-009 2022-010 2022-011 2022-012 2022-013 2022-014 2022-015 2022-016 2022-020 2022-021 2022-022 2022-023 2022-037 2022-038
United States Department of the Treasury										
21.023								2022-026		
United States Department of Education										
84.002	2022-027	2022-027	2022-027							
84.282	2022-027	2022-027	2022-027							
84.287	2022-027	2022-027	2022-027						2022-028	
84.365	2022-027	2022-027	2022-027			2022-029 2022-030			2022-031	
84.425	2022-032 2022-033	2022-032 2022-033			2022-033			2022-033	2022-033	
United States Department of Health and Human Services										
93.268	2022-037 2022-038	2022-037 2022-038		2022-037 2022-038		2022-037 2022-038	2022-037 2022-038	2022-037 2022-038	2022-037 2022-038	2022-037 2022-038 2022-041 2022-042
93.489 93.575 93.596								2022-040		
93.558	2022-034 2022-036 2022-037 2022-038	2022-034 2022-036 2022-037 2022-038		2022-034 2022-036 2022-037 2022-038		2022-037 2022-038	2022-037 2022-038	2022-034 2022-036 2022-037 2022-038 2022-039 2022-040 2022-043	2022-037 2022-038	2022-034 2022-036 2022-037 2022-038 2022-044 2022-045 2022-046
93.566	2022-034 2022-035 2022-036 2022-037 2022-038	2022-034 2022-035 2022-036 2022-037 2022-038		2022-034 2022-035 2022-036 2022-037 2022-038		2022-037 2022-038	2022-037 2022-038 2022-047	2022-034 2022-035 2022-036 2022-037 2022-038 2022-039	2022-037 2022-038	2022-034 2022-035 2022-036 2022-037 2022-038
93.568			2022-017			2022-017	2022-017	2022-017		

INDEX OF FINDINGS BY COMPLIANCE REQUIREMENT

Assistance Listing Number	Activities Allowed or Unallowed	Allowable Costs/Cost Principles	Cash Management	Eligibility	Equipment and Real Property Management	Matching Level of Effort, Earmarking	Period of Performance	Reporting	Subrecipient Monitoring	Special Tests and Provisions
United States Department of Health and Human Services (continued)										
93.667	2022-037 2022-038	2022-037 2022-038		2022-037 2022-038		2022-037 2022-038	2022-037 2022-038 2022-047	2022-037 2022-038 2022-039 2022-040 2022-048	2022-037 2022-038	2022-037 2022-038
93.767	2022-034 2022-035 2022-036	2022-034 2022-035 2022-036		2022-034 2022-035 2022-036				2022-034 2022-035 2022-036 2022-049	2022-049	2022-034 2022-035 2022-036 2022-051 2022-055 2022-056
93.775 93.777 93.778	2022-034 2022-035 2022-036 2022-037 2022-038	2022-034 2022-035 2022-036 2022-037 2022-038		2022-034 2022-035 2022-036 2022-037 2022-038		2022-037 2022-038 2022-053	2022-037 2022-038	2022-034 2022-035 2022-036 2022-037 2022-038	2022-037 2022-038	2022-034 2022-035 2022-036 2022-037 2022-038 2022-051 2022-054 2022-055 2022-056 2022-057 2022-058 2022-059
93.917	2022-037 2022-038	2022-037 2022-038		2022-037 2022-038		2022-037 2022-038	2022-037 2022-038	2022-037 2022-038	2022-037 2022-038 2022-061	2022-037 2022-038
93.958	2022-037 2022-038	2022-037 2022-038		2022-037 2022-038		2022-037 2022-038	2022-037 2022-038	2022-037 2022-038	2022-037 2022-038	2022-037 2022-038
United States Department of Homeland Security										
97.036								2022-062	2022-063	
97.039								2022-064		